ICD-10-CM

EXPERT

Diagnosis Codes for Providers & Facilities



2026

Helping our members in need

Your purchase of this book supports the AAPCCA Member Hardship Fund.

AAPC



ICD-10-CM

EXPERT

Diagnosis codes
for providers & facilities

2026

PUBLISHER'S NOTICE

Coding, billing, and reimbursement decisions should not be made based solely upon information within this ICD-10-CM code book. Application of the information in this book does not imply or guarantee claims payment. Make inquiries of your local carriers' bulletins, policy announcements, etc., to resolve local billing requirements. Finally, the law, applicable regulations, payers' instructions, interpretations, enforcement, etc., of ICD-10-CM codes may change at any time in any particular area. Information in this book is solely based on ICD-10-CM rules and regulations.

This ICD-10-CM code book is designed to be an accurate and authoritative source regarding coding, and every reasonable effort has been made to ensure accuracy and completeness of content. However, this publisher makes no guarantee, warranty, or representation that this publication is complete, accurate, or without errors. It is understood that this publisher is not rendering any legal or professional services or advice in this code book and bears no liability for any results or consequences arising from use of this ICD-10-CM book.

Code edit symbols and colors in this book are based on the Medicare Code Editor (MCE), proposed MS-DRG v43 and v43 Definitions Manual. The code edit information in this book is based on MCE draft v43 with the addition of FY 2026 Inpatient Prospective Payment System (IPPS) Proposed Rule updates, the most current information available at the time of printing.

AAPC'S COMMITMENT TO ACCURACY

This publisher is committed to providing our members accurate and reliable materials. However, codes and the guidelines by which they are applied change or are reinterpreted through the year. Check www.aapc.com periodically for updates. To report corrections and updates, please contact AAPC Customer Service via 1-800-626-2633 or, via email to code.books@aapc.com.

ACKNOWLEDGEMENT

Himanshu Arora, BE	**Jaspal Arora**	**Chandrashekhar Boreda,** CPC
Shubham Bajaj, MBA	**Sushanta Das,** MBA	**Leesa A. Israel,** BA, CPC, CUC, CEMC, CPPM, CMBS, Approved Instructor
Rahul Jain, MDSE	**Dinesh Kumar,** DCE, BCA	**Prashant Kumar,** MBA
Lisa Meaney, BS, RHIT, CPC, CEDC	**Ganesh Prasad Sahoo**	**Harshita Sharma,** PT, PhD
Kuldeep Sharma	**Lalit Shakya**	

Get Updates, Coding Tips, and Corrections for this book at www.aapc.com/codebook_updates.

Images/Illustrations by the following artists at stock.adobe.com

Aksana 239987181 | alejomiranda 532605420 | Alila Medical Media 159128157, 162112210, 162112221, 162481268, 162481294, 162564289, 162564317, 162564334, 163118403, 163118412, 163290258, 163295083, 163503111, 163503352, 163503377, 163503565, 163860151, 163860794, 163860881, 164502353, 164502400, 164503451, 164503545, 165661589, 165662571, 165663906, 165663982, 166183968, 166184091, 166184134, 168443803, 169655072, 169655343, 169655884, 171093404, 171094551, 171094636, 171095262, 172205421, 172206786, 173811551, 363916756 | Anastasiia Lavrentev 121806927 | Anna Bogatyreva 394603279, 436633022 | Axel Kock 385459545, 399487400, 453487637, 476382040, 491890337 | aynurland 374503137 | bigmouse108 137231751, 318879512 | bilderzwerg 179260204 | blueringmedia 53031685, 53031833, 53031874 | ChrWeiss 192430383 | Derya Cakirsoy 133588811 | designua 109262421, 112254556, 138723963, 138846535, 212243208, 212807607, 257087512, 58892769, 75549266, 85903564 | Dr_Microbe 177033131 | eveleen007 81371819 | Firat 557992647 | fusssergei 283680192 | gromovataya 59043097 | HANK GREBE 187069977, 187070000, 274154007, 368352931 | inspiring.team 519147191, 528681745, 591073214 | Jeniffer 479351698 | joshya 88410514 | Koroleva 356043232 | Macrovector 583589877 | magemasher 127143423 | marrishuanna 483801447 | matoommi 170103535 | mikiradic 43653076, 43805117 | moonnoon 68206317 | mrhighsky 130878591 | Naeblys 157392015 | Nattapon 531294774 | nmfotograf 273440623 | Ocskay Bence 339789752 | Ocskay Mark 268953506 | Oleksandr Pokusai 107254297, 107931726 | Olga 273212800, 273213785, 279115975, 279207728, 346761760 | Olha 500136861 | pikovit 586758358 | reineg 237360029 | Rendix Alextian 108666375 | rob3000 119092283, 211162286, 337464884, 53585277, 573269937 | rumruay 328821614, 473828448, 493026624 | sakurra 244373208, 571319123 | Sandip 583759354 | snapgalleria 53822977 | soupstock 132076476 | stockshoppe 61710170, 61710400, 62415251, 62415297, 63814016 | toyotoyo 223873226 | Tsuyna 280479279, 300610754 | udaix 501770942, 501770951, 501770962 | uday 439143378 | uwimages 22927187 | VectorMine 192832346, 316686175, 327517778, 336202915, 362529159, 382958001, 483141514, 507207817, 579232423 | vishalgokulwale 210683154 | vonuk 124477322 | YSTUDIO 195487760



Copyright 2025 © AAPC

ISBN: 979-8-892580-984
eBook ISBN: 979-8-892581-691

Contents

- Title Page
- Contents
- Preface
  - ICD-10-CM Official Preface
  - Characteristics of ICD-10-CM
- List of Features
- Practical Steps for Using the ICD-10-CM Book
  - Understand Code Structure to Choose the Most Specific Code
  - Review the ICD-10-CM Volumes Included in This Code Book
  - Code Diagnoses With Confidence Following This Approach
  - Factor In the Other Resources in This Code Book
- Symbols and Conventions
  - Additional Characters Required Symbols
    - Indexes
    - Tabular List
  - Medicare Code Edit Symbols and Colors
  - Age Conflict Symbols
  - Sex Conflict Symbols
  - Other Symbols and Color Coding
    - Manifestation Codes
    - Key Terms
    - MIPS Quality Measures codes
    - Other Specified Codes
    - Unspecified Codes
  - Sequencing, Admission, Complication, and Comorbidity Symbols
  - Official Guideline Reference Symbol
  - Instructional Notes Symbols and Colors
  - Citations to AHA's Coding Clinic®
- Anatomical Illustrations
- ICD-10-CM Index to Diseases and Injuries
- ICD-10-CM Table of Neoplasms
- ICD-10-CM Table of Drugs and Chemicals
- ICD-10-CM Index to External Causes of Injuries

Chapter 1: Certain Infectious and Parasitic Diseases (A00-B99)
Chapter-Specific Coding Guidelines
Certain infectious and parasitic diseases (A00-B99)
Intestinal infectious diseases (A00-A09)
Tuberculosis (A15-A19) (Figure 1.1)
Certain zoonotic bacterial diseases (A20-A28)
Other bacterial diseases (A30-A49)
Infections with a predominantly sexual mode of transmission (A50-A64)
Other spirochetal diseases (A65-A69)
Other diseases caused by chlamydiae (A70-A74)
Rickettsioses (A75-A79)
Viral and prion infections of the central nervous system (A80-A89)
Arthropod-borne viral fevers and viral hemorrhagic fevers (A90-A99)
Viral infections characterized by skin and mucous membrane lesions (B00-B09)
Other human herpesviruses (B10)
Viral hepatitis (B15-B19)
Human immunodeficiency virus [HIV] disease (B20)
Other viral diseases (B25-B34)
Mycoses (B35-B49)
Protozoal diseases (B50-B64)
Helminthiases (B65-B83)
Pediculosis, acariasis and other infestations (B85-B89)
Sequelae of infectious and parasitic diseases (B90-B94)
Bacterial and viral infectious agents (B95-B97)
Other infectious diseases (B99)

- Chapter 2: Neoplasms (C00-D49)
  - Chapter-Specific Coding Guidelines
  - Neoplasms (C00-D49)
    - Malignant neoplasms (C00-C96)
    - Malignant neoplasms, stated or presumed to be primary (of specified sites), and certain specified histologies, except neuroendocrine, and of lymphoid, hematopoietic and related tissue (C00-C75)
    - Malignant neoplasms of lip, oral cavity and pharynx (C00-C14)
    - Malignant neoplasms of digestive organs (C15-C26)
    - Malignant neoplasms of respiratory and intrathoracic organs (C30-C39)
    - Malignant neoplasms of bone and articular cartilage (C40-C41)
    - Melanoma and other malignant neoplasms of skin (C43-C44)
    - Malignant neoplasms of mesothelial and soft tissue (C45-C49)
    - Malignant neoplasms of breast (C50)
    - Malignant neoplasms of female genital organs (C51-C58)
    - Malignant neoplasms of male genital organs (C60-C63)
    - Malignant neoplasms of urinary tract (C64-C68)
    - Malignant neoplasms of eye, brain and other parts of central nervous system (C69-C72)
    - Malignant neoplasms of thyroid and other endocrine glands (C73-C75)
    - Malignant neuroendocrine tumors (C7A)
    - Secondary neuroendocrine tumors (C7B)
    - Malignant neoplasms of ill-defined, other secondary and unspecified sites (C76-C80)
    - Malignant neoplasms of lymphoid, hematopoietic and related tissue (C81-C96)
    - In situ neoplasms (D00-D09)
    - Benign neoplasms, except benign neuroendocrine tumors (D10-D36)
    - Benign neuroendocrine tumors (D3A)
    - Neoplasms of uncertain behavior, polycythemia vera and myelodysplastic syndromes (D37-D48)
    - Neoplasms of unspecified behavior (D49)
- Chapter 3: Diseases of Blood/Blood-Forming Organs & Disorders Involving Immune Mechanism (D50-D89)
  - Chapter-Specific Coding Guidelines
  - Diseases of the blood and blood-forming organs and certain disorders involving the immune mechanism (D50-D89)
    - Nutritional anemias (D50-D53)
    - Hemolytic anemias (D55-D59)
    - Aplastic and other anemias and other bone marrow failure syndromes (D60-D64)
    - Coagulation defects, purpura and other hemorrhagic conditions (D65-D69)
    - Other disorders of blood and blood-forming organs (D70-D77)
    - Intraoperative and postprocedural complications of the spleen (D78)
    - Certain disorders involving the immune mechanism (D80-D89)

Chapter 4: Endocrine, Nutritional and Metabolic Diseases (E00-E89)
- Chapter-Specific Coding Guidelines
- Anatomy of the Endocrine System
- Common Pathologies
- Endocrine, nutritional and metabolic diseases (E00-E89)
  - Disorders of thyroid gland (E00-E07)
  - Diabetes mellitus (E08-E13)
  - Other disorders of glucose regulation and pancreatic internal secretion (E15-E16)
  - Disorders of other endocrine glands (E20-E35)
  - Intraoperative complications of endocrine system (E36)
  - Malnutrition (E40-E46)
  - Other nutritional deficiencies (E50-E64)
  - Overweight, obesity and other hyperalimentation (E65-E68)
  - Metabolic disorders (E70-E88)
  - Postprocedural endocrine and metabolic complications and disorders, not elsewhere classified (E89)

Chapter 5: Mental, Behavioral and Neurodevelopmental Disorders (F01-F99)
- Chapter-Specific Coding Guidelines
- Mental, Behavioral and Neurodevelopmental disorders (F01-F99)
  - Mental disorders due to known physiological conditions (F01-F09)
  - Mental and behavioral disorders due to psychoactive substance use (F10-F19)
  - Schizophrenia, schizotypal, delusional, and other non-mood psychotic disorders (F20-F29)
  - Mood [affective] disorders (F30-F39)
  - Anxiety, dissociative, stress-related, somatoform and other nonpsychotic mental disorders (F40-F48)
  - Behavioral syndromes associated with physiological disturbances and physical factors (F50-F59)
  - Disorders of adult personality and behavior (F60-F69)
  - Intellectual Disabilities (F70-F79)
  - Pervasive and specific developmental disorders (F80-F89)
  - Behavioral and emotional disorders with onset usually occurring in childhood and adolescence (F90-F98)
  - Unspecified mental disorder (F99)

Chapter 6: Diseases of the Nervous System (G00-G99)
- Chapter-Specific Coding Guidelines
- Anatomy of the Nervous System
- Common Pathologies
- Diseases of the nervous system (G00-G99)
  - Inflammatory diseases of the central nervous system (G00-G09)
  - Systemic atrophies primarily affecting the central nervous system (G10-G14)
  - Extrapyramidal and movement disorders (G20-G26)
  - Other degenerative diseases of the nervous system (G30-G32)
  - Demyelinating diseases of the central nervous system (G35-G37)
  - Episodic and paroxysmal disorders (G40-G47)
  - Nerve, nerve root and plexus disorders (G50-G59)
  - Polyneuropathies and other disorders of the peripheral nervous system (G60-G65)
  - Diseases of myoneural junction and muscle (G70-G73)
  - Cerebral palsy and other paralytic syndromes (G80-G83)
  - Other disorders of the nervous system (G89-G99)

Chapter 7: Diseases of the Eye and Adnexa (H00-H59)
- Chapter-Specific Coding Guidelines
- Anatomy of the Eye
- Common Pathologies
- Diseases of the eye and adnexa (H00-H59)
  - Disorders of eyelid, lacrimal system and orbit (H00-H05)
  - Disorders of conjunctiva (H10-H11)
  - Disorders of sclera, cornea, iris and ciliary body (H15-H22)
  - Disorders of lens (H25-H28)
  - Disorders of choroid and retina (H30-H36)
  - Glaucoma (H40-H42)
  - Disorders of vitreous body and globe (H43-H44)
  - Disorders of optic nerve and visual pathways (H46-H47)
  - Disorders of ocular muscles, binocular movement, accommodation and refraction (H49-H52)
  - Visual disturbances and blindness (H53-H54)
  - Other disorders of eye and adnexa (H55-H57)
  - Intraoperative and postprocedural complications and disorders of eye and adnexa, not elsewhere classified (H59)

Chapter 8: Diseases of the Ear and Mastoid Process (H60-H95)
- Chapter-Specific Coding Guidelines
- Common Pathologies
- Anatomy of the Ear
- Diseases of the ear and mastoid process (H60-H95)
  - Diseases of external ear (H60-H62)
  - Diseases of middle ear and mastoid (H65-H75)
  - Diseases of inner ear (H80-H83)
  - Other disorders of ear (H90-H94)
  - Intraoperative and postprocedural complications and disorders of ear and mastoid process, not elsewhere classified (H95)

Chapter 9: Diseases of the Circulatory System (I00-I99)
- Chapter-Specific Coding Guidelines
- Anatomy of the Cardiovascular System
- Common Pathologies
- Anatomy of the Lymphatic System
- Diseases of the circulatory system (I00-I99)
  - Acute rheumatic fever (I00-I02)
  - Chronic rheumatic heart diseases (I05-I09)
  - Hypertensive diseases (I10-I1A)
  - Ischemic heart diseases (I20-I25)
  - Pulmonary heart disease and diseases of pulmonary circulation (I26-I28)
  - Other forms of heart disease (I30-I5A)
  - Cerebrovascular diseases (I60-I69)
  - Diseases of arteries, arterioles and capillaries (I70-I79)
  - Diseases of veins, lymphatic vessels and lymph nodes, not elsewhere classified (I80-I89)
  - Other and unspecified disorders of the circulatory system (I95-I99)

Chapter 10: Diseases of the Respiratory System (J00-J99)
- Chapter-Specific Coding Guidelines
- Anatomy of the Respiratory System
- Common Pathologies
- Diseases of the respiratory system (J00-J99)
  - Acute upper respiratory infections (J00-J06)
  - Influenza and pneumonia (J09-J18)
  - Other acute lower respiratory infections (J20-J22)
  - Other diseases of upper respiratory tract (J30-J39)
  - Chronic lower respiratory diseases (J40-J4A)
  - Lung diseases due to external agents (J60-J70)
  - Other respiratory diseases principally affecting the interstitium (J80-J84)
  - Suppurative and necrotic conditions of the lower respiratory tract (J85-J86)
  - Other diseases of the pleura (J90-J94)
  - Intraoperative and postprocedural complications and disorders of respiratory system, not elsewhere classified (J95)
  - Other diseases of the respiratory system (J96-J99)

Chapter 11: Diseases of the Digestive System (K00-K95)
- Chapter-Specific Coding Guidelines
- Anatomy of the Digestive System
- Common Pathologies
- Diseases of the digestive system (K00-K95)
  - Diseases of oral cavity and salivary glands (K00-K14)
  - Diseases of esophagus, stomach and duodenum (K20-K31)
  - Diseases of appendix (K35-K38)
  - Hernia (K40-K46)
  - Noninfective enteritis and colitis (K50-K52)
  - Other diseases of intestines (K55-K64)
  - Diseases of peritoneum and retroperitoneum (K65-K68)
  - Diseases of liver (K70-K77)
  - Disorders of gallbladder, biliary tract and pancreas (K80-K87)
  - Other diseases of the digestive system (K90-K95)

Chapter 12: Diseases of the Skin and Subcutaneous Tissue (L00-L99)
- Chapter-Specific Coding Guidelines
- Anatomy of the Integumentary System
- Common Pathologies
- Diseases of the skin and subcutaneous tissue (L00-L99)
  - Infections of the skin and subcutaneous tissue (L00-L08)
  - Bullous disorders (L10-L14)
  - Dermatitis and eczema (L20-L30)
  - Papulosquamous disorders (L40-L45)
  - Urticaria and erythema (L49-L54)
  - Radiation-related disorders of the skin and subcutaneous tissue (L55-L59)
  - Disorders of skin appendages (L60-L75)
  - Intraoperative and postprocedural complications of skin and subcutaneous tissue (L76)
  - Other disorders of the skin and subcutaneous tissue (L80-L99)

- Chapter 13: Diseases of the Musculoskeletal System and Connective Tissue (M00-M99)
  - Chapter-Specific Coding Guidelines
  - Anatomy of the Musculoskeletal System
  - Common Pathologies
  - Diseases of the musculoskeletal system and connective tissue (M00-M99)
    - Arthropathies (M00-M25)
    - Infectious arthropathies (M00-M02)
    - Autoinflammatory syndromes (M04)
    - Inflammatory polyarthropathies (M05-M14)
    - Osteoarthritis (M15-M19)
    - Other joint disorders (M20-M25)
    - Dentofacial anomalies [including malocclusion] and other disorders of jaw (M26-M27)
    - Systemic connective tissue disorders (M30-M36)
    - Dorsopathies (M40-M54)
    - Deforming dorsopathies (M40-M43)
    - Spondylopathies (M45-M49)
    - Other dorsopathies (M50-M54)
    - Soft tissue disorders (M60-M79)
    - Disorders of muscles (M60-M63)
    - Disorders of synovium and tendon (M65-M67)
    - Other soft tissue disorders (M70-M79)
    - Osteopathies and chondropathies (M80-M94)
    - Disorders of bone density and structure (M80-M85)
    - Other osteopathies (M86-M90)
    - Chondropathies (M91-M94)
    - Other disorders of the musculoskeletal system and connective tissue (M95)
    - Intraoperative and postprocedural complications and disorders of musculoskeletal system, not elsewhere classified (M96)
    - Periprosthetic fracture around internal prosthetic joint (M97)
    - Biomechanical lesions, not elsewhere classified (M99)
- Chapter 14: Diseases of Genitourinary System (N00-N99)
  - Chapter-Specific Coding Guidelines
  - Anatomy of the Male Reproductive System
  - Common Pathologies
  - Diseases of the genitourinary system (N00-N99)
    - Glomerular diseases (N00-N08)
    - Renal tubulo-interstitial diseases (N10-N16)
    - Acute kidney failure and chronic kidney disease (N17-N19)
    - Urolithiasis (N20-N23)
    - Other disorders of kidney and ureter (N25-N29)
    - Other diseases of the urinary system (N30-N39)
    - Diseases of male genital organs (N40-N53)
    - Disorders of breast (N60-N65)
    - Inflammatory diseases of female pelvic organs (N70-N77)
    - Noninflammatory disorders of female genital tract (N80-N98)
    - Intraoperative and postprocedural complications and disorders of genitourinary system, not elsewhere classified (N99)

Chapter 15: Pregnancy, Childbirth and the Puerperium (O00-O9A)
- Chapter-Specific Coding Guidelines
- Anatomy of the Female Reproductive System
- Common Pathologies
- Pregnancy, childbirth and the puerperium (O00-O9A)
  - Pregnancy with abortive outcome (O00-O08)
  - Supervision of high risk pregnancy (O09)
  - Edema, proteinuria and hypertensive disorders in pregnancy, childbirth and the puerperium (O10-O16)
  - Other maternal disorders predominantly related to pregnancy (O20-O29)
  - Maternal care related to the fetus and amniotic cavity and possible delivery problems (O30-O48)
  - Complications of labor and delivery (O60-O77)
  - Encounter for delivery (O80-O82)
  - Complications predominantly related to the puerperium (O85-O92)
  - Other obstetric conditions, not elsewhere classified (O94-O9A)

Chapter 16: Certain Conditions Originating in the Perinatal Period (P00-P96)
- Chapter-Specific Coding Guidelines
- Certain conditions originating in the perinatal period (P00-P96)
  - Newborn affected by maternal factors and by complications of pregnancy, labor, and delivery (P00-P04)
  - Disorders of newborn related to length of gestation and fetal growth (P05-P08)
  - Abnormal findings on neonatal screening (P09)
  - Birth trauma (P10-P15)
  - Respiratory and cardiovascular disorders specific to the perinatal period (P19-P29)
  - Infections specific to the perinatal period (P35-P39)
  - Hemorrhagic and hematological disorders of newborn (P50-P61)
  - Transitory endocrine and metabolic disorders specific to newborn (P70-P74)
  - Digestive system disorders of newborn (P76-P78)
  - Conditions involving the integument and temperature regulation of newborn (P80-P83)
  - Other problems with newborn (P84)
  - Other disorders originating in the perinatal period (P90-P96)

Chapter 17: Congenital Malformations, Deformations, and Chromosomal Abnormalities (Q00-QA0)
- Chapter-Specific Coding Guidelines
- Congenital malformations, deformations, chromosomal abnormalities, and genetic disorders u(Q00-QA0)t
  - Congenital malformations of the nervous system (Q00-Q07)
  - Congenital malformations of eye, ear, face and neck (Q10-Q18)
  - Congenital malformations of the circulatory system (Q20-Q28)
  - Congenital malformations of the respiratory system (Q30-Q34)
  - Cleft lip and cleft palate (Q35-Q37)
  - Other congenital malformations of the digestive system (Q38-Q45)
  - Congenital malformations of genital organs (Q50-Q56)
  - Congenital malformations of the urinary system (Q60-Q64)
  - Congenital malformations and deformations of the musculoskeletal system (Q65-Q79)
  - Other congenital malformations (Q80-Q89)
  - Chromosomal abnormalities, not elsewhere classified (Q90-Q99)
  - *Genetic disorders, not elsewhere classified (QA0)

Chapter 18: Symptoms, Signs, and Abnormal Clinical and Laboratory Findings, Not Elsewhere Classified (R00-R99)
Chapter-Specific Coding Guidelines
Symptoms, signs and abnormal clinical and laboratory findings, not elsewhere classified (R00-R99)
Symptoms and signs involving the circulatory and respiratory systems (R00-R09)
Symptoms and signs involving the digestive system and abdomen (R10-R19)
Symptoms and signs involving the skin and subcutaneous tissue (R20-R23)
Symptoms and signs involving the nervous and musculoskeletal systems (R25-R29)
Symptoms and signs involving the genitourinary system (R30-R39)
Symptoms and signs involving cognition, perception, emotional state and behavior (R40-R46)
Symptoms and signs involving speech and voice (R47-R49)
General symptoms and signs (R50-R69)
Abnormal findings on examination of blood, without diagnosis (R70-R79)
Abnormal findings on examination of urine, without diagnosis (R80-R82)
Abnormal findings on examination of other body fluids, substances and tissues, without diagnosis (R83-R89)
Abnormal findings on diagnostic imaging and in function studies, without diagnosis (R90-R94)
Abnormal tumor markers (R97)
Ill-defined and unknown cause of mortality (R99)
Chapter 19: Injury, Poisoning, and Certain Other Consequences of External Causes (S00-T88)
Chapter-Specific Coding Guidelines
Injury, poisoning and certain other consequences of external causes (S00-T88)
Injuries to the head (S00-S09)
Injuries to the neck (S10-S19)
Injuries to the thorax (S20-S29)
Injuries to the abdomen, lower back, lumbar spine, pelvis and external genitals (S30-S39)
Injuries to the shoulder and upper arm (S40-S49)
Injuries to the elbow and forearm (S50-S59)
Injuries to the wrist, hand and fingers (S60-S69)
Injuries to the hip and thigh (S70-S79)
Injuries to the knee and lower leg (S80-S89)
Injuries to the ankle and foot (S90-S99)
Injury, poisoning and certain other consequences of external causes (T07-T88)
Injuries involving multiple body regions (T07)
Injury of unspecified body region (T14)
Effects of foreign body entering through natural orifice (T15-T19)
Burns and corrosions (T20-T32)
Burns and corrosions of external body surface, specified by site (T20-T25)
Burns and corrosions confined to eye and internal organs (T26-T28)
Burns and corrosions of multiple and unspecified body regions (T30-T32)
Frostbite (T33-T34)
Poisoning by, adverse effects of and underdosing of drugs, medicaments and biological substances (T36-T50)
Toxic effects of substances chiefly nonmedicinal as to source (T51-T65)
Other and unspecified effects of external causes (T66-T78)
Certain early complications of trauma (T79)
Complications of surgical and medical care, not elsewhere classified (T80-T88)

Chapter 20: External Causes of Morbidity (V00-Y99)
Chapter-Specific Coding Guidelines
External causes of morbidity (V00-Y99)
Accidents (V00-X58)
Transport accidents (V00-V99)
Pedestrian injured in transport accident (V00-V09)
Pedal cycle rider injured in transport accident (V10-V19)
Motorcycle rider injured in transport accident (V20-V29)
Occupant of three-wheeled motor vehicle injured in transport accident (V30-V39)
Car occupant injured in transport accident (V40-V49)
Occupant of pick-up truck or van injured in transport accident (V50-V59)
Occupant of heavy transport vehicle injured in transport accident (V60-V69)
Bus occupant injured in transport accident (V70-V79)
Other land transport accidents (V80-V89)
Water transport accidents (V90-V94)
Air and space transport accidents (V95-V97)
Other and unspecified transport accidents (V98-V99)
Other external causes of accidental injury (W00-X58)
Slipping, tripping, stumbling and falls (W00-W19)
Exposure to inanimate mechanical forces (W20-W49)
Exposure to animate mechanical forces (W50-W64)
Accidental non-transport drowning and submersion (W65-W74)
Exposure to electric current, radiation and extreme ambient air temperature and pressure (W85-W99)
Exposure to smoke, fire and flames (X00-X08)
Contact with heat and hot substances (X10-X19)
Exposure to forces of nature (X30-X39)
Overexertion and strenuous or repetitive movements (X50)
Accidental exposure to other specified factors (X52-X58)
Intentional self-harm (X71-X83)
Assault (X92-Y09)
Event of undetermined intent (Y21-Y33)
Legal intervention, operations of war, military operations, and terrorism (Y35-Y38)
Complications of medical and surgical care (Y62-Y84)
Misadventures to patients during surgical and medical care (Y62-Y69)
Medical devices associated with adverse incidents in diagnostic and therapeutic use (Y70-Y82)
Surgical and other medical procedures as the cause of abnormal reaction of the patient, or of later complication, without mention of misadventure at the time of the procedure (Y83-Y84)
Supplementary factors related to causes of morbidity classified elsewhere (Y90-Y99)

Chapter 21: Factors Influencing Health Status and Contact with Health Services (Z00-Z99)
- Chapter-Specific Coding Guidelines
- Factors influencing health status and contact with health services (Z00-Z99)
  - Persons encountering health services for examinations (Z00-Z13)
  - Genetic carrier and genetic susceptibility to disease (Z14-Z15)
  - Resistance to antimicrobial drugs (Z16)
  - Estrogen, and other hormones and factors receptor status (Z17)
  - Retained foreign body fragments (Z18)
  - Hormone sensitivity malignancy status (Z19)
  - Persons with potential health hazards related to communicable diseases (Z20-Z29)
  - Persons encountering health services in circumstances related to reproduction (Z30-Z39)
  - Encounters for other specific health care (Z40-Z53)
  - Persons with potential health hazards related to socioeconomic and psychosocial circumstances (Z55-Z65)
  - Do not resuscitate status (Z66)
  - Blood type (Z67)
  - Body mass index [BMI] (Z68)
  - Persons encountering health services in other circumstances (Z69-Z76)
  - Persons with potential health hazards related to family and personal history and certain conditions influencing health status (Z77-Z99)

Chapter 22: Codes for Special Purposes (U00-U85)
- Chapter-Specific Coding Guidelines
- Codes for special purposes (U00-U85)
  - Provisional assignment of new diseases of uncertain etiology or emergency use (U00-U49)

Appendix A: Z Codes for Long-term Use of Drugs

Appendix B: Summary of 2026 ICD-10-CM Changes
- A quick reference of new, revised, and deleted codes for 2026
  - New Codes
  - Revised Codes
  - Deleted Codes
  - Converted-to-parent

Guidelines Tips
Chapter 1: Certain Infectious and Parasitic Diseases (A00-B99)
Guidelines for Assigning Codes From This Chapter
Chapter 2: Neoplasms (C00-D49)
Guidelines for Assigning Codes From This Chapter
Chapter 3: Diseases of Blood/Blood-Forming Organs & Disorders Involving Immune Mechanism (D50-D89)
Guidelines for Assigning Codes From This Chapter
Chapter 4: Endocrine, Nutritional and Metabolic Diseases (E00-E89)
Guidelines for Assigning Codes From This Chapter
Chapter 5: Mental, Behavioral and Neurodevelopmental Disorders (F01-F99)
Guidelines for Assigning Codes From This Chapter
Chapter 6: Diseases of the Nervous System (G00-G99)
Guidelines for Assigning Codes From This Chapter
Chapter 7: Diseases of the Eye and Adnexa (H00-H59)
Guidelines for Assigning Codes From This Chapter
Chapter 8: Diseases of the Ear and Mastoid Process (H60-H95)
Guidelines for Assigning Codes From This Chapter
Chapter 9: Diseases of the Circulatory System (I00-I99)
Guidelines for Assigning Codes From This Chapter
Chapter 10: Diseases of the Respiratory System (J00-J99)
Guidelines for Assigning Codes From This Chapter
Chapter 11: Diseases of the Digestive System (K00-K95)
Guidelines for Assigning Codes From This Chapter
Chapter 12: Diseases of the Skin and Subcutaneous Tissue (L00-L99)
Guidelines for Assigning Codes From This Chapter
Chapter 13: Diseases of the Musculoskeletal System and Connective Tissue (M00-M99)
Guidelines for Assigning Codes From This Chapter
Chapter 14: Diseases of the Genitourinary System (N00-N99)
Guidelines for Assigning Codes From This Chapter
Chapter 15: Pregnancy, Childbirth and the Puerperium (O00-O9A)
Guidelines for Assigning Codes From This Chapter
Chapter 16: Certain Conditions Originating in the Perinatal Period (P00-P96)
Guidelines for Assigning Codes From This Chapter
Chapter 17: Congenital Malformations, Deformations, and Chromosomal Abnormalities (Q00-QA0)
Guidelines for Assigning Codes From This Chapter
Chapter 18: Symptoms, Signs, and Abnormal Clinical and Laboratory Findings, Not Elsewhere Classified (R00-R99)
Guidelines for Assigning Codes From This Chapter
Chapter 19: Injury, Poisoning, and Certain Other Consequences of External Causes (S00-T88)
Guidelines for Assigning Codes From This Chapter
Chapter 20: External Causes of Morbidity (V00-Y99)
Guidelines for Assigning Codes From This Chapter
Chapter 21: Factors Influencing Health Status and Contact with Health Services (Z00-Z99)
Guidelines for Assigning Codes From This Chapter
Chapter 22: Codes for Special Purposes (U00-U85)
Guidelines for Assigning Codes From This Chapter
Back Cover

ICD-10-CM Official Guidelines for Coding and Reporting FY 2026

(October 1, 2025 - September 30, 2026)

Narrative changes appear in bold text.

Items underlined have been moved within the guidelines.

***Italic* formatting is used to indicate revisions to heading changes.**

Note from publisher: CMS publishes ICD-10-CM Official Guidelines effective in April and October. In an effort the help readers easily identify new and revised content from both sets of guidelines, the publisher has combined the changes from both releases and included them here.

Statistics (NCHS), two departments within the U.S. Federal Government's Department of Health and Human Services (DHHS) provide the following guidelines for coding and reporting using the International Classification of Diseases, 10th Revision, Clinical Modification (ICD-10-CM). These guidelines should be used as a companion document to the official version of the ICD-10-CM as published on the NCHS website. The ICD-10-CM is a morbidity classification published by the United States for classifying diagnoses and reason for visits in all health care settings. The ICD-10-CM is based on the ICD-10, the statistical classification of disease published by the World Health Organization (WHO).

These guidelines have been approved by the four organizations that make up the Cooperating Parties for the ICD-10-CM: the American Hospital Association (AHA), the American Health Information Management Association (AHIMA), CMS, and NCHS.

These guidelines are a set of rules that have been developed to accompany and complement the official conventions and instructions provided within the ICD-10-CM itself. The instructions and conventions of the classification take precedence over guidelines. These guidelines are based on the coding and sequencing instructions in the Tabular List and Alphabetic Index of ICD-10-CM, but provide additional instruction. Adherence to these guidelines when assigning ICD-10-CM diagnosis codes is required under the Health Insurance Portability and Accountability Act (HIPAA). The diagnosis codes (Tabular List and Alphabetic Index) have been adopted under HIPAA for all healthcare settings. A joint effort between the healthcare provider and the coder is essential to achieve complete and accurate documentation, code assignment, and reporting of diagnoses and procedures. These guidelines have been developed to assist both the healthcare provider and the coder in identifying those diagnoses that are to be reported. The importance of consistent, complete documentation in the medical record cannot be overemphasized. Without such documentation accurate coding cannot be achieved. The entire record should be reviewed to determine the specific reason for the encounter and the conditions treated.

The term encounter is used for all settings, including hospital admissions. In the context of these guidelines, the term provider is used throughout the guidelines to mean physician or any qualified health care practitioner who is legally accountable for establishing the patient's diagnosis. Only this set of guidelines, approved by the Cooperating Parties, is official.

The guidelines are organized into sections. Section I includes the structure and conventions of the classification and general guidelines that apply to the entire classification, and chapter-specific guidelines that correspond to the chapters as they are arranged in the classification. Section II includes guidelines for selection of principal diagnosis for non-outpatient settings. Section III includes guidelines for reporting additional diagnoses in non-outpatient settings. Section IV is for outpatient coding and reporting. It is necessary to review all sections of the guidelines to fully understand all of the rules and instructions needed to code properly.

ICD-10-CM Official Guidelines for Coding and Reporting

Section I. Conventions, General Coding Guidelines and Chapter Specific Guidelines

- A. Conventions for the ICD-10-CM
  - 1. The Alphabetic Index and Tabular List
  - 2. Format and Structure:
  - 3. Use of codes for reporting purposes
  - 4. Placeholder character
  - 5. 7th Characters
  - 6. Abbreviations
    - a. Alphabetic Index abbreviations
    - b. Tabular List abbreviations
  - 7. Punctuation
  - 8. Use of "and"
  - 9. Other and Unspecified codes (See Figure I.A.9)
    - a. "Other" codes
    - b. "Unspecified" codes
  - 10. Includes Notes
  - 11. Inclusion terms
  - 12. Excludes Notes
    - a. Excludes1
    - b. Excludes2
  - 13. Laterality
  - 14. Documentation by Clinicians Other than the Patient's Provider
  - 15. Syndromes
  - 16. Documentation of Complications of Care
  - 17. Borderline Diagnosis
  - 18. Use of Sign/Symptom/Unspecified Codes
  - 19. Coding for Healthcare Encounters in Hurricane Aftermath
    - a. Use of External Cause of Morbidity Codes
    - b. Sequencing of External Causes of Morbidity Codes
    - c. Other External Causes of Morbidity Code Issues
    - d. Use of Z codes
  - 20. Multiple Sites Coding

C. Chapter-Specific Coding Guidelines
1. Chapter 1: Certain Infectious and Parasitic Diseases (A00-B99), U07.1, U09.9
a. Human Immunodeficiency Virus (HIV) Infections
b. Infectious agents as the cause of diseases classified to other chapters
c. Infections resistant to antibiotics
d. Sepsis, Severe Sepsis, and Septic Shock Infections resistant to antibiotics (See Figure 1.C.1.d)
e. Methicillin Resistant Staphylococcus aureus (MRSA) Conditions
f. Zika virus infections
g. Coronavirus infections
2. Chapter 2: Neoplasms (C00-D49)
a. Admission/Encounter for treatment of primary site
b. Admission/Encounter for treatment of secondary site
c. Coding and sequencing of complications (See Table I.C.2.c)
d. Primary malignancy previously excised
e. Admissions/Encounters involving *antineoplastic* chemotherapy, immunotherapy and radiation therapy
f. Admission/encounter to determine extent of malignancy
g. Symptoms, signs, and abnormal findings listed in Chapter 18 associated with neoplasms
h. Admission/encounter for pain control/management
i. Malignancy in two or more noncontiguous sites
j. Disseminated malignant neoplasm, unspecified
k. Malignant neoplasm without specification of site
l. Sequencing of neoplasm codes
m. Current malignancy versus personal history of malignancy
n. Leukemia, Multiple Myeloma, and Malignant Plasma Cell Neoplasms in remission versus personal history
o. Aftercare following surgery for neoplasm
p. Follow-up care for completed treatment of a malignancy
q. Prophylactic organ removal for prevention of malignancy
r. Malignant neoplasm associated with transplanted organ
s. Breast Implant Associated Anaplastic Large Cell Lymphoma
t. Secondary malignant neoplasm of lymphoid tissue
3. Chapter 3: Disease of the blood and blood-forming organs and certain disorders involving the immune mechanism (D50-D89)
Reserved for future guideline expansion.
4. Chapter 4: Endocrine, Nutritional, and Metabolic Diseases (E00-E89)
a. Diabetes mellitus (See Figure I.C.4.a)
b. Obesity

5. Chapter 5: Mental, Behavioral and Neurodevelopmental disorders (F01–F99)
   a. Pain disorders related to psychological factors
   b. Mental and behavioral disorders due to psychoactive substance use
   c. Factitious Disorder
   d. Dementia
6. Chapter 6: Diseases of the Nervous System (G00-G99)
   a. Dominant/nondominant side
   b. Pain - Category G89
7. Chapter 7: Diseases of the Eye and Adnexa (H00-H59)
   a. Glaucoma
   b. Blindness
8. Chapter 8: Diseases of the Ear and Mastoid Process (H60-H95)
Reserved for future guideline expansion.
9. Chapter 9: Diseases of the Circulatory System (I00-I99)
   a. Hypertension (See Figure I.C.9.a)
   b. Atherosclerotic Coronary Artery Disease and Angina
   c. Intraoperative and Postprocedural Cerebrovascular Accident
   d. Sequelae of Cerebrovascular Disease
   e. Acute myocardial infarction (AMI)
10. Chapter 10: Diseases of the Respiratory System (J00-J99), U07.0
   a. Chronic Obstructive Pulmonary Disease [COPD] and Asthma
   b. Acute Respiratory Failure (See Figure 1.C.10.b)
   c. Influenza due to certain identified influenza viruses
   d. Ventilator associated Pneumonia
   e. Vaping-related disorders
11. Chapter 11: Diseases of the Digestive System (K00-K95)
Reserved for future guideline expansion.
12. Chapter 12: Diseases of the Skin and Subcutaneous Tissue (L00-L99)
   a. Pressure ulcer stage codes (See Figure I.C.12.a)
   b. Non-Pressure Chronic Ulcers

13. Chapter 13: Diseases of the Musculoskeletal System and Connective Tissue (M00-M99)
    a. Site and laterality
    b. Acute traumatic versus chronic or recurrent musculoskeletal conditions
    c. Coding of Pathologic Fractures (See Figure I.C.13.c)
    d. Osteoporosis
    e. Multisystem Inflammatory Syndrome
14. Chapter 14: Diseases of Genitourinary System (N00-N99)
    a. Chronic kidney disease
15. Chapter 15: Pregnancy, Childbirth, and the Puerperium (O00-O9A)
    a. General Rules for Obstetric Cases
    b. Selection of OB Principal or First-listed Diagnosis
    c. Pre-existing conditions versus conditions due to the pregnancy
    d. Pre-existing hypertension in pregnancy (See Figure I.C.15.g)
    e. Fetal Conditions Affecting the Management of the Mother
    f. HIV Infection in Pregnancy, Childbirth and the Puerperium
    g. Diabetes mellitus in pregnancy (See Figure I.C.15.g)
    h. Long term use of insulin and oral hypoglycemics
    i. Gestational (pregnancy induced) diabetes (See Figure I.C.15.g)
    j. Sepsis and septic shock complicating abortion, pregnancy, childbirth and the puerperium
    k. Puerperal sepsis
    l. Alcohol, tobacco and drug use during pregnancy, childbirth and the puerperium
    m. Poisoning, toxic effects, adverse effects and underdosing in a pregnant patient
    n. Normal Delivery, Code O80
    o. The Peripartum and Postpartum Periods
    p. Code O94, Sequelae of complication of pregnancy, childbirth, and the puerperium
    q. Termination of Pregnancy and Spontaneous abortions
    r. Abuse in a pregnant patient
    s. COVID-19 infection in pregnancy, childbirth, and the puerperium
16. Chapter 16: Certain Conditions Originating in the Perinatal Period (P00-P96)
    a. General Perinatal Rules
    b. Observation and Evaluation of Newborns for Suspected Conditions not Found
    c. Coding Additional Perinatal Diagnoses
    d. Prematurity and Fetal Growth Retardation
    e. Low birth weight and immaturity status
    f. Bacterial Sepsis of Newborn
    g. Stillbirth
    h. COVID-19 Infection in Newborn

17. Chapter 17: Congenital malformations, deformations, and chromosomal abnormalities (Q00-QA1)
18. Chapter 18: Symptoms, signs, and abnormal clinical and laboratory findings, not elsewhere classified (R00-R99)
    a. Use of symptom codes
    b. Use of a symptom code with a definitive diagnosis code
    c. Combination codes that include symptoms
    d. Repeated falls
    e. Coma
    f. Functional quadriplegia
    g. SIRS due to Non-Infectious Process
    h. Death NOS
    i. NIHSS Stroke Scale
19. Chapter 19: Injury, poisoning, and certain other consequences of external causes (S00-T88)
    a. Application of 7th Characters in Chapter 19
    b. Coding of Injuries
    c. Coding of Traumatic Fractures (See Figure I.C.19.c)
    d. Coding of Burns and Corrosions
    e. Adverse Effects, Poisoning, Underdosing and Toxic Effects (See Table I.C.19.e)
    f. Adult and child abuse, neglect and other maltreatment
    g. Complications of care
20. Chapter 20: External Causes of Morbidity (V00-Y99)
    a. General External Cause Coding Guidelines
    b. Place of Occurrence Guideline
    c. Activity Code
    d. Place of Occurrence, Activity, and Status Codes Used with other External Cause Code
    e. If the Reporting Format Limits the Number of External Cause Codes
    f. Multiple External Cause Coding Guidelines
    g. Child and Adult Abuse Guideline
    h. Unknown or Undetermined Intent Guideline
    i. Sequelae (Late Effects) of External Cause Guidelines
    j. Terrorism Guidelines
    k. External Cause Status
21. Chapter 21: Factors influencing health status and contact with health services (Z00-Z99)
    a. Use of Z Codes in Any Healthcare Setting
    b. Z Codes Indicate a Reason for an Encounter or Provide Additional Information about a Patient Encounter
    c. Categories of Z Codes
22. Chapter 22: Codes for Special Purposes (U00-U85)

Section II. Selection of Principal Diagnosis
- A. Codes for symptoms, signs, and ill-defined conditions
- B. Two or more interrelated conditions, each potentially meeting the definition for principal diagnosis.
- C. Two or more diagnoses that equally meet the definition for principal diagnosis
- D. Two or more comparative or contrasting conditions
- E. A symptom(s) followed by contrasting/comparative diagnoses
- F. Original treatment plan not carried out
- G. Complications of surgery and other medical care
- H. Uncertain Diagnosis
- I. Admission from Observation Unit
  - 1. Admission Following Medical Observation
  - 2. Admission Following Post-Operative Observation
- J. Admission from Outpatient Surgery
- K. Admissions/Encounters for Rehabilitation

Section III. Reporting Additional Diagnoses (See Figure Section III)
- A. Previous conditions
- B. Abnormal findings
- C. Uncertain Diagnosis

Section IV. Diagnostic Coding and Reporting Guidelines for Outpatient Services
- A. Selection of first-listed condition
  - 1. Outpatient Surgery
  - 2. Observation Stay
- B. Codes from A00.0 through T88.9, Z00-Z99, U00-U85
- C. Accurate reporting of ICD-10-CM diagnosis codes
- D. Codes that describe symptoms and signs
- E. Encounters for circumstances other than a disease or injury
- F. Level of Detail in Coding
  - 1. ICD-10-CM codes with 3, 4, 5, 6 or 7 characters
  - 2. Use of full number of characters required for a code
  - 3. Highest level of specificity
- G. ICD-10-CM code for the diagnosis, condition, problem, or other reason for encounter/visit
- H. Uncertain diagnosis (See Figure IV. H)
- I. Chronic diseases
- J. Code all documented conditions that coexist
- K. Patients receiving diagnostic services only
- L. Patients receiving therapeutic services only
- M. Patients receiving preoperative evaluations only (See Figure IV. M)
- N. Ambulatory surgery
- O. Routine outpatient prenatal visits
- P. Encounters for general medical examinations with abnormal findings
- Q. Encounters for routine health screenings

Appendix I Present on Admission Reporting Guidelines (See Figure Appendix I)

List of Figures

Figure I.A.9: Other and Unspecified Codes
Figure I.B.1: Locating a Code in the ICD-10-CM
Figure I.B.11: Impending or Threatened Condition
Figure I.C.1.a.2.e: Asymptomatic Human Immunodeficiency Virus
Figure I.C.1.d: Sepsis, Severe Sepsis, and Septic Shock
Figure I.C.4.a: Diabetes Mellitus (DM)
Figure I.C.4.a.2: Type of Diabetes Mellitus Not Documented
Figure I.C.5.b.2: Psychoactive Substance Use, Abuse and Dependence
Figure I.C.9.a: Hypertension (HTN)
Figure I.C.10.b: Acute Respiratory Failure
Figure I.C.12.a: Pressure Ulcer Stage Codes
Figure I.C.13.c: Coding of Pathologic Fractures
Figure I.C.15.a.1: Codes From Chapter 15 and Sequencing Priority (Coding for Pregnancy)
Figure I.C.15.g: Conditions Affecting Pregnancy
Figure I.C.19.c: Coding of Traumatic Fractures
Figure I.C.21.c.5: Screening vs. Therapeutic
Figure Section III: Reporting Additional Diagnoses
Figure IV.H: Uncertain Diagnosis
Figure IV.M: Patients Receiving Preoperative Evaluations Only
Figure Appendix I: Present on Admission Reporting Guidelines

List of Tables

Table I.C.2.c: Coding and Sequencing of Complications
Table I.C.19.e: Adverse Effect, Poisoning, Underdosing, and Toxic Effects

Section I. Conventions, General Coding Guidelines and Chapter Specific Guidelines

The conventions, general guidelines and chapter-specific guidelines are applicable to all health care settings unless otherwise indicated. The conventions and instructions of the classification take precedence over guidelines.

A. Conventions for the ICD-10-CM

The conventions for the ICD-10-CM are the general rules for use of the classification independent of the guidelines. These conventions are incorporated within the Alphabetic Index and Tabular List of the ICD-10-CM as instructional notes.

1. The Alphabetic Index and Tabular List

The ICD-10-CM is divided into the Alphabetic Index, an alphabetical list of terms and their corresponding code, and the Tabular List, a structured list of codes divided into chapters based on body system or condition. The Alphabetic Index consists of the following parts: the Index of Diseases and Injury, the Index of External Causes of Injury, the Table of Neoplasms and the Table of Drugs and Chemicals.

See Section I.C.2. Neoplasms

See Section I.C.19. Adverse effects, poisoning, underdosing and toxic effects.

2. Format and Structure:

The ICD-10-CM Tabular List contains categories, subcategories and codes. Characters for categories, subcategories and codes may be either a letter or a number. All categories are 3 characters. A three-character category that has no further subdivision is equivalent to a code. Subcategories are either 4 or 5 characters. Codes may be 3, 4, 5, 6 or 7 characters. That is, each level of subdivision after a category is a subcategory. The final level of subdivision is a code. Codes that have applicable 7th characters are still referred to as codes, not subcategories. A code that has an applicable 7th character is considered invalid without the 7th character.

The ICD-10-CM uses an indented format for ease in reference.

3. Use of codes for reporting purposes

For reporting purposes only codes are permissible, not categories or subcategories, and any applicable 7th character is required.

4. Placeholder character

The ICD-10-CM utilizes a placeholder character "X". The "X" is used as a placeholder at certain codes to allow for future expansion. An example of this is at the poisoning, adverse effect and underdosing codes, categories T36-T50.

Where a placeholder exists, the X must be used in order for the code to be considered a valid code.

5. 7th Characters

Certain ICD-10-CM categories have applicable 7th characters. The applicable 7th character is required for all codes within the category, or as the notes in the Tabular List instruct. The 7th character must always be the 7th character in the data field. If a code that requires a 7th character is not 6 characters, a placeholder X must be used to fill in the empty characters.

6. Abbreviations

a. Alphabetic Index abbreviations

NEC "Not elsewhere classifiable"

This abbreviation in the Alphabetic Index represents "other specified." When a specific code is not available for a condition, the Alphabetic Index directs the coder to the "other specified" code in the Tabular List.

NOS "Not otherwise specified"

This abbreviation is the equivalent of unspecified.

b. Tabular List abbreviations

NEC "Not elsewhere classifiable"

This abbreviation in the Tabular List represents "other specified". When a specific code is not available for a condition, the Tabular List includes an NEC entry under a code to identify the code as the "other specified" code.

NOS x"Not otherwise specified"

This abbreviation is the equivalent of unspecified.

7. Punctuation

[ ] Brackets are used in the Tabular List to enclose synonyms, alternative wording or explanatory phrases. Brackets are used in the Alphabetic Index to identify manifestation codes.

( ) Parentheses are used in both the Alphabetic Index and Tabular List to enclose supplementary words that may be present or absent in the statement of a disease or procedure without affecting the code number to which it is assigned. The terms within the parentheses are referred to as nonessential modifiers. The nonessential modifiers in the Alphabetic Index to Diseases apply to subterms following a main term except when a nonessential modifier and a subentry are mutually exclusive, the subentry takes precedence. For example, in the ICD-10-CM Alphabetic Index under the main term Enteritis, "acute" is a nonessential modifier and "chronic" is a subentry. In this case, the nonessential modifier "acute" does not apply to the subentry "chronic".

: Colons are used in the Tabular List after an incomplete term which needs one or more of the modifiers following the colon to make it assignable to a given category.

, Commas are used in the Alphabetic Index and have different meanings based on the context of the Index entry, including alternate verbiage, modifier (essential and nonessential), or alternative for "and/or."

8. Use of "and"

See Section I.A.14. Use of the term "And".

9. Other and Unspecified codes (See Figure I.A.9)

a. "Other" codes

Codes titled "other" or "other specified" are for use when the information in the medical record provides detail for which a specific code does not exist. Alphabetic Index entries with NEC in the line designate "other" codes in the Tabular List. These Alphabetic Index entries represent specific disease entities for which no specific code exists, so the term is included within an "other" code.

b. "Unspecified" codes

Codes titled "unspecified" are for use when the information in the medical record is insufficient to assign a more specific code. For those categories for which an unspecified code is not provided, the "other specified" code may represent both other and unspecified.

See Section I.B.18. Use of Signs/Symptom/Unspecified Codes

10. Includes Notes

This note appears immediately under a three-character code title to further define, or give examples of, the content of the category.

11. Inclusion terms

List of terms is included under some codes. These terms are the conditions for which that code is to be used. The terms may be synonyms of the code title, or, in the case of "other specified" codes, the terms are a list of the various conditions assigned to that code. The inclusion terms are not necessarily exhaustive. Additional terms found only in the Alphabetic Index may also be assigned to a code.

12. Excludes Notes

The ICD-10-CM has two types of excludes notes. Each type of note has a different definition for use but they are all similar in that they indicate that codes excluded from each other are independent of each other.

a. Excludes1

A type 1 Excludes note is a pure excludes note. It means "NOT CODED HERE!" An Excludes1 note indicates that the code excluded should never be used at the same time as the code above the Excludes1 note. An Excludes1 is used when two conditions cannot occur together, such as a congenital form versus an acquired form of the same condition.

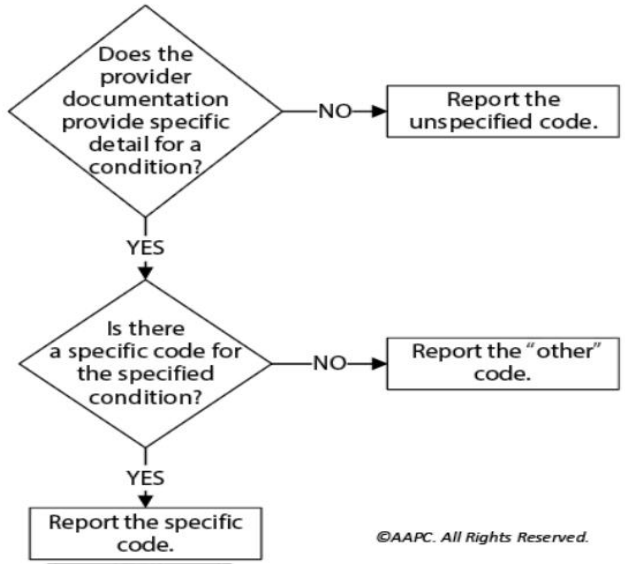

Figure I.A.9: Other and Unspecified Codes

An exception to the Excludes1 definition is the circumstance when the two conditions are unrelated to each other. If it is not clear whether the two conditions involving an Excludes1 note are related or not, query the provider. For example, code F45.8, Other somatoform disorders, has an Excludes1 note for "sleep related teeth grinding (G47.63)," because "teeth grinding" is an inclusion term under F45.8. Only one of these two codes should be assigned for teeth grinding. However psychogenic dysmenorrhea is also an inclusion term under F45.8, and a patient could have both this condition and sleep related teeth grinding. In this case, the two conditions are clearly unrelated to each other, and so it would be appropriate to report F45.8 and G47.63 together.

b. Excludes2

A type 2 Excludes note represents "Not included here." An excludes2 note indicates that the condition excluded is not part of the condition represented by the code, but a patient may have both conditions at the same time. When an Excludes2 note appears under a code, it is acceptable to use both the code and the excluded code together, when appropriate.

13. Etiology/manifestation convention ("code first", "use additional code" and "in diseases classified elsewhere" notes)

Certain conditions have both an underlying etiology and multiple body system manifestations due to the underlying etiology. For such conditions, the ICD-10-CM has a coding convention that requires the underlying condition be sequenced first, if applicable, followed by the manifestation. Wherever such a combination exists, there is a "use additional code" note at the etiology code, and a "code first" note at the manifestation code. These instructional notes indicate the proper sequencing order of the codes, etiology followed by manifestation.

In most cases the manifestation codes will have in the code title, "in diseases classified elsewhere." Codes with this title are a component of the etiology/ manifestation convention. The code title indicates that it is a manifestation code. "In diseases classified elsewhere" codes are never permitted to be used as first listed or principal diagnosis codes. They must be used in conjunction with an underlying condition code and they must be listed following the underlying condition. See category F02, Dementia in other diseases classified elsewhere, for an example of this convention.

There are manifestation codes that do not have "in diseases classified elsewhere" in the title. For such codes, there is a "use additional code" note at the etiology code and a "code first" note at the manifestation code, and the rules for sequencing apply.

In addition to the notes in the Tabular List, these conditions also have a specific Alphabetic Index entry structure. In the Alphabetic Index both conditions are listed together with the etiology code first followed by the manifestation codes in brackets. The code in brackets is always to be sequenced second.

An example of the etiology/manifestation convention is dementia with Parkinson's disease. In the Alphabetic Index, a code from category G20 is listed first, followed by code F02.80 or F02.81- in brackets. A code from category G20- represents the underlying etiology, Parkinson's disease, and must be sequenced first, whereas codes F02.80 and F02.81- represent the manifestation of dementia in diseases classified elsewhere, with or without behavioral disturbance.

"Code first" and "Use additional code" notes are also used as sequencing rules in the classification for certain codes that are not part of an etiology/ manifestation combination.

See Section I.B.7. Multiple coding for a single condition.

14. "And"

The word "and" should be interpreted to mean either "and" or "or" when it appears in a title.

For example, cases of "tuberculosis of bones", "tuberculosis of joints" and "tuberculosis of bones and joints" are classified to subcategory A18.0, Tuberculosis of bones and joints.

15. "With"

The word "with" or "in" should be interpreted to mean "associated with" or "due to" when it appears in a code title, the Alphabetic Index (either under a main term or subterm), or an instructional note in the Tabular List. The classification presumes a causal relationship between the two conditions linked by these terms in the Alphabetic Index or Tabular List. These conditions should be coded as related even in the absence of provider documentation explicitly linking them, unless the documentation clearly states the conditions are unrelated or when another guideline exists that specifically requires a documented linkage between two conditions (e.g., sepsis guideline for "acute organ dysfunction that is not clearly associated with the sepsis").

For conditions not specifically linked by these relational terms in the classification or when a guideline requires that a linkage between two conditions be explicitly documented, provider documentation must link the conditions in order to code them as related.

The word "with" in the Alphabetic Index is sequenced immediately following the main term or subterm, not in alphabetical order.

16. "See" and "See Also"

The "see" instruction following a main term in the Alphabetic Index indicates that another term should be referenced. It is necessary to go to the main term referenced with the "see" note to locate the correct code.

A "see also" instruction following a main term in the Alphabetic Index instructs that there is another main term that may also be referenced that may provide additional Alphabetic Index entries that may be useful. It is not necessary to follow the "see also" note when the original main term provides the necessary code.

17. "Code also" note

A "code also" note instructs that two codes may be required to fully describe a condition, but this note does not provide sequencing direction. The sequencing depends on the circumstances of the encounter.

18. Default codes

A code listed next to a main term in the ICD-10-CM Alphabetic Index is referred to as a default code. The default code represents that condition that is most commonly associated with the main term or is the unspecified code for the condition. If a condition is documented in a medical record (for example, appendicitis) without any additional information, such as acute or chronic, the default code should be assigned.

19. Code assignment and Clinical Criteria

The assignment of a diagnosis code is based on the provider's diagnostic statement that the condition exists. The provider's statement that the patient has a particular condition is sufficient. Code assignment is not based on clinical criteria used by the provider to establish the diagnosis. If there is conflicting medical record documentation, query the provider.

B. General Coding Guidelines

1. Locating a code in the ICD-10-CM (See Figure I.B.1)

To select a code in the classification that corresponds to a diagnosis or reason for visit documented in a medical record, first locate the term in the Alphabetic Index, and then verify the code in the Tabular List. Read and be guided by instructional notations that appear in both the Alphabetic Index and the Tabular List.

It is essential to use both the Alphabetic Index and Tabular List when locating and assigning a code. The Alphabetic Index does not always provide the full code. Selection of the full code, including laterality and any applicable 7th character can only be done in the Tabular List. A dash (-) at the end of an Alphabetic Index entry indicates that additional characters are required. Even if a dash is not included at the Alphabetic Index entry, it is necessary to refer to the Tabular List to verify that no 7th character is required.

2. Level of Detail in Coding

Diagnosis codes are to be used and reported at their highest number of characters available and to the highest level of specificity documented in the medical record.

ICD-10-CM diagnosis codes are composed of codes with 3, 4, 5, 6 or 7 characters. Codes with three characters are included in ICD-10-CM as the heading of a category of codes that may be further subdivided by the use of fourth and/or fifth characters and/or sixth characters, which provide greater detail.

A three-character code is to be used only if it is not further subdivided. A code is invalid if it has not been coded to the full number of characters required for that code, including the 7th character, if applicable.

3. Code or codes from A00.0 through T88.9, Z00-Z99.8, U00-U85

The appropriate code or codes from A00.0 through T88.9, Z00-Z99.8, and U00-U85 must be used to identify diagnoses, symptoms, conditions, problems, complaints or other reason(s) for the encounter/visit.

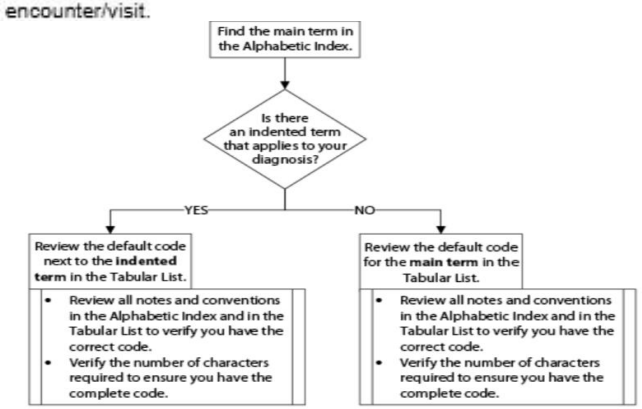

©AAPC. All Rights Reserved.

Figure I.B.1: Locating a Code in the ICD-10-CM

4. **Signs and symptoms**

   Codes that describe symptoms and signs, as opposed to diagnoses, are acceptable for reporting purposes when a related definitive diagnosis has not been established (confirmed) by the provider. Chapter 18 of ICD-10-CM, Symptoms, Signs, and Abnormal Clinical and Laboratory Findings, Not Elsewhere Classified (codes R00.0 - R99) contains many, but not all, codes for symptoms.

   See Section I.B.18. Use of Signs/Symptom/Unspecified Codes

5. **Conditions that are an integral part of a disease process**

   Signs and symptoms that are associated routinely with a disease process should not be assigned as additional codes, unless otherwise instructed by the classification.

6. **Conditions that are not an integral part of a disease process**

   Additional signs and symptoms that may not be associated routinely with a disease process should be coded when present.

7. **Multiple coding for a single condition**

   In addition to the etiology/manifestation convention that requires two codes to fully describe a single condition that affects multiple body systems, there are other single conditions that also require more than one code. "Use additional code" notes are found in the Tabular List at codes that are not part of an etiology/manifestation pair where a secondary code is useful to fully describe a condition. The sequencing rule is the same as the etiology/manifestation pair, "use additional code" indicates that a secondary code should be added, if known.

   For example, for bacterial infections that are not included in chapter 1, a secondary code from category B95, Streptococcus, Staphylococcus, and Enterococcus, as the cause of diseases classified elsewhere, or B96, Other bacterial agents as the cause of diseases classified elsewhere, may be required to identify the bacterial organism causing the infection. A "use additional code" note will normally be found at the infectious disease code, indicating a need for the organism code to be added as a secondary code.

   "Code first" notes are also under certain codes that are not specifically manifestation codes but may be due to an underlying cause. When there is a "code first" note and an underlying condition is present, the underlying condition should be sequenced first, if known.

   "Code, if applicable, any causal condition first" notes indicate that this code may be assigned as a principal diagnosis when the causal condition is unknown or not applicable. If a causal condition is known, then the code for that condition should be sequenced as the principal or first-listed diagnosis.

   Multiple codes may be needed for sequela, complication codes and obstetric codes to more fully describe a condition. See the specific guidelines for these conditions for further instruction.

8. **Acute and Chronic Conditions**

   If the same condition is described as both acute (subacute) and chronic, and separate subentries exist in the Alphabetic Index at the same indentation level, code both and sequence the acute (subacute) code first.

9. **Combination Code**

   A combination code is a single code used to classify:

   Two diagnoses, or

   A diagnosis with an associated secondary process (manifestation)

   A diagnosis with an associated complication

   Combination codes are identified by referring to subterm entries in the Alphabetic Index and by reading the inclusion and exclusion notes in the Tabular List.

   Assign only the combination code when that code fully identifies the diagnostic conditions involved or when the Alphabetic Index so directs. Multiple coding should not be used when the classification provides a combination code that clearly identifies all of the elements documented in the diagnosis. When the combination code lacks necessary specificity in describing the manifestation or complication, an additional code should be used as a secondary code.

10. Sequela (Late Effects)

A sequela is the residual effect (condition produced) after the acute phase of an illness or injury has terminated. There is no time limit on when a sequela code can be used. The residual may be apparent early, such as in cerebral infarction, or it may occur months or years later, such as that due to a previous injury. Examples of sequela include: scar formation resulting from a burn, deviated septum due to a nasal fracture, and infertility due to tubal occlusion from old tuberculosis. Coding of sequela generally requires two codes sequenced in the following order: the condition or nature of the sequela is sequenced first. The sequela code is sequenced second.

An exception to the above guidelines are those instances where the code for the sequela is followed by a manifestation code identified in the Tabular List and title, or the sequela code has been expanded (at the fourth, fifth or sixth character levels) to include the manifestation(s). The code for the acute phase of an illness or injury that led to the sequela is never used with a code for the late effect.

See Section I.C.9. Sequelae of cerebrovascular disease.

See Section I.C.15. Sequelae of complication of pregnancy, childbirth and the puerperium.

See Section I.C.19. Application of 7th characters for Chapter 19.

11. Impending or Threatened Condition (See Figure I.B.11)

Code any condition described at the time of discharge as "impending" or "threatened" as follows:

If it did occur, code as confirmed diagnosis.

If it did not occur, reference the Alphabetic Index to determine if the condition has a subentry term for "impending" or "threatened" and also reference main term entries for "Impending" and for "Threatened."

If the subterms are listed, assign the given code.

If the subterms are not listed, code the existing underlying condition(s) and not the condition described as impending or threatened.

12. Reporting Same Diagnosis Code More than Once

Each unique ICD-10-CM diagnosis code may be reported only once for an encounter. This applies to bilateral conditions when there are no distinct codes identifying laterality or two different conditions classified to the same ICD-10-CM diagnosis code.

13. Laterality

Some ICD-10-CM codes indicate laterality, specifying whether the condition occurs on the left, right or is bilateral. If no bilateral code is provided and the condition is bilateral, assign separate codes for both the left and right side. If the side is not identified in the medical record, assign the code for the unspecified side.

When a patient has a bilateral condition and each side is treated during separate encounters, assign the "bilateral" code (as the condition still exists on both sides), including for the encounter to treat the first side. For the second encounter for treatment after one side has previously been treated and the condition no longer exists on that side, assign the appropriate unilateral code for the side where the condition still exists (e.g., cataract surgery performed on each eye in separate encounters). The bilateral code would not be assigned for the subsequent encounter, as the patient no longer has the condition in the previously-treated site. If the treatment on the first side did not completely resolve the condition, then the bilateral code would still be appropriate.

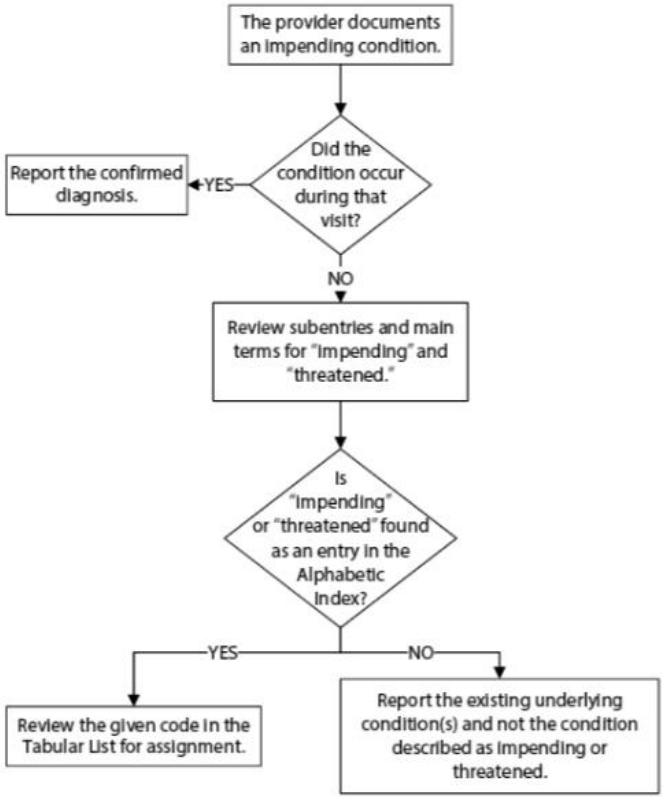

©AAPC. All Rights Reserved.

Figure I.B.11: Impending or Threatened Condition

When laterality is not documented by the patient's provider, code assignment for the affected side may be based on medical record documentation from other clinicians. If there is conflicting medical record documentation regarding the affected side, the patient's provider should be queried for clarification. Codes for "unspecified" side should rarely be used, such as when the documentation in the record is insufficient to determine the affected side and it is not possible to obtain clarification.

14. Documentation by Clinicians Other than the Patient's Provider

Code assignment is based on the documentation by the patient's provider (i.e., physician or other qualified healthcare practitioner legally accountable for establishing the patient's diagnosis). There are a few exceptions when code assignment may be based on medical record documentation from clinicians who are not the patient's provider (i.e., physician or other qualified healthcare practitioner legally accountable for establishing the patient's diagnosis). In this context, "clinicians" other than the patient's provider refer to healthcare professionals permitted, based on regulatory or accreditation requirements or internal hospital policies, to document in a patient's official medical record.

These exceptions include codes for:

- Body Mass Index (BMI)
- Depth of non-pressure chronic ulcers
- Pressure ulcer stage
- Coma scale
- NIH stroke scale (NIHSS)
- Social determinants of health (SDOH) classified to Chapter 21
- Laterality
- Blood alcohol level
- Underimmunization status
- **Firearm injury intent**

This information is typically, or may be, documented by other clinicians involved in the care of the patient (e.g., a dietitian often documents the BMI, a nurse often documents the pressure ulcer stages, and an emergency medical technician often documents the coma scale). However, the associated diagnosis (such as overweight, obesity, acute stroke, pressure ulcer, or a condition classifiable to category F10, Alcohol related disorders) must be documented by the patient's provider. If there is conflicting medical record documentation, either from the same clinician or different clinicians, the patient's provider should be queried for clarification.

The BMI, coma scale, NIHSS, blood alcohol level codes, codes for social determinants of health and underimmunization status should only be reported as secondary diagnoses.

See Section I.C.21.c.17 for additional information regarding coding social determinants of health.

15. Syndromes

Follow the Alphabetic Index guidance when coding syndromes. In the absence of Alphabetic Index guidance, assign codes for the documented manifestations of the syndrome. Additional codes for manifestations that are not an integral part of the disease process may also be assigned when the condition does not have a unique code.

16. Documentation of Complications of Care

Code assignment is based on the provider's documentation of the relationship between the condition and the care or procedure, unless otherwise instructed by the classification. The guideline extends to any complications of care, regardless of the chapter the code is located in. It is important to note that not all conditions that occur during or following medical care or surgery are classified as complications. There must be a cause-and-effect relationship between the care provided and the condition, and the documentation must support that the condition is clinically significant. It is not necessary for the provider to explicitly document the term "complication." For example, if the condition alters the course of the surgery as documented in the operative report, then it would be appropriate to report a complication code. Query the provider for clarification if the documentation is not clear as to the relationship between the condition and the care or procedure.

17. Borderline Diagnosis

If the provider documents a "borderline" diagnosis at the time of discharge, the diagnosis is coded as confirmed, unless the classification provides a specific entry (e.g., borderline diabetes). If a borderline condition has a specific index entry in ICD-10-CM, it should be coded as such. Since borderline conditions are not uncertain diagnoses, no distinction is made between the care setting (inpatient versus outpatient). Whenever the documentation is unclear regarding a borderline condition, coders are encouraged to query for clarification.

18. Use of Sign/Symptom/Unspecified Codes

Sign/symptom and "unspecified" codes have acceptable, even necessary, uses. While specific diagnosis codes should be reported when they are supported by the available medical record documentation and clinical knowledge of the patient's health condition, there are instances when signs/symptoms or unspecified codes are the best choices for accurately reflecting the healthcare encounter. Each healthcare encounter should be coded to the level of certainty known for that encounter.

As stated in the introductory section of these official coding guidelines, a joint effort between the healthcare provider and the coder is essential to achieve complete and accurate documentation, code assignment, and reporting of diagnoses and procedures. The importance of consistent, complete documentation in the medical record cannot be overemphasized. Without such documentation accurate coding cannot be achieved. The entire record should be reviewed to determine the specific reason for the encounter and the conditions treated.

If a definitive diagnosis has not been established by the end of the encounter, it is appropriate to report codes for sign(s) and/or symptom(s) in lieu of a definitive diagnosis. When sufficient clinical information isn't known or available about a particular health condition to assign a more specific code, it is acceptable to report the appropriate "unspecified" code (e.g., a diagnosis of pneumonia has been determined, but not the specific type). Unspecified codes should be reported when they are the codes that most accurately reflect what is known about the patient's condition at the time of that particular encounter. It would be inappropriate to select a specific code that is not supported by the medical record documentation or conduct medically unnecessary diagnostic testing in order to determine a more specific code.

19. Coding for Healthcare Encounters in Hurricane Aftermath

a. Use of External Cause of Morbidity Codes

An external cause of morbidity code should be assigned to identify the cause of the injury (ies) incurred as a result of the hurricane. The use of external cause of morbidity codes is supplemental to the application of ICD-10-CM codes. External cause of morbidity codes are never to be recorded as a principal diagnosis (first-listed in non-inpatient settings). The appropriate injury code should be sequenced before any external cause codes. The external cause of morbidity codes capture how the injury or health condition happened (cause), the intent (unintentional or accidental; or intentional, such as suicide or assault), the place where the event occurred, the activity of the patient at the time of the event, and the person's status (e.g., civilian, military). They should not be assigned for encounters to treat hurricane victims' medical conditions when no injury, adverse effect or poisoning is involved. External cause of morbidity codes should be assigned for each encounter for care and treatment of the injury. External cause of morbidity codes may be assigned in all health care settings. For the purpose of capturing complete and accurate ICD-10-CM data in the aftermath of the hurricane, a healthcare setting should be considered as any location where medical care is provided by licensed healthcare professionals.

b. Sequencing of External Causes of Morbidity Codes

Codes for cataclysmic events, such as a hurricane, take priority over all other external cause codes except child and adult abuse and terrorism and should be sequenced before other external cause of injury codes. Assign as many external cause of morbidity codes as necessary to fully explain each cause. For example, if an injury occurs as a result of a building collapse during the hurricane, external cause codes for both the hurricane and the building collapse should be assigned, with the external causes code for hurricane being sequenced as the first external cause code. For injuries incurred as a direct result of the hurricane, assign the appropriate code(s) for the injuries, followed by the code X37.0-, Hurricane (with the appropriate *7th* character), and any other applicable external cause of injury codes. Code X37.0- also should be assigned when an injury is incurred as a result of flooding caused by a levee breaking related to the hurricane. Code X38.-, Flood (with the appropriate *7th* character), should be assigned when an injury is from flooding resulting directly from the storm. Code X36.0.-, Collapse of dam or man-made structure, should not be assigned when the cause of the collapse is due to the hurricane. Use of code X36.0- is limited to collapses of man-made structures due to earth surface movements, not due to storm surges directly from a hurricane.

c. Other External Causes of Morbidity Code Issues

For injuries that are not a direct result of the hurricane, such as an evacuee that has incurred an injury as a result of a motor vehicle accident, assign the appropriate external cause of morbidity code(s) to describe the cause of the injury, but do not assign code X37.0-, Hurricane. If it is not clear whether the injury was a direct result of the hurricane, assume the injury is due to the hurricane and assign code X37.0-, Hurricane, as well as any other applicable external cause of morbidity codes. In addition to code X37.0-, Hurricane, other possible applicable external cause of morbidity codes include:

X30-, Exposure to excessive natural heat

X31-, Exposure to excessive natural cold

X38-, Flood

d. Use of Z codes

Z codes (other reasons for healthcare encounters) may be assigned as appropriate to further explain the reasons for presenting for healthcare services, including transfers between healthcare facilities, or provide additional information relevant to a patient encounter. The ICD-10-CM Official Guidelines for Coding and Reporting identify which codes maybe assigned as principal or first-listed diagnosis only, secondary diagnosis only, or principal/first-listed or secondary (depending on the circumstances). Possible applicable Z codes include:

Z59.0-, Homelessness

Z59.1, Inadequate housing

Z59.5, Extreme poverty

Z75.1, Person awaiting admission to adequate facility elsewhere

Z75.3, Unavailability and inaccessibility of health-care facilities

Z75.4, Unavailability and inaccessibility of other helping agencies

Z76.2, Encounter for health supervision and care of other healthy infant and child

Z99.12, Encounter for respirator [ventilator] dependence during power failure

The external cause of morbidity codes and the Z codes listed above are not an all-inclusive list. Other codes may be applicable to the encounter based upon the documentation. Assign as many codes as necessary to fully explain each healthcare encounter. Since patient history information may be very limited, use any available documentation to assign the appropriate external cause of morbidity and Z codes.

20. *Multiple Sites Coding*

The classification defines "multiple" as involving two or more sites. Follow chapter-specific guidelines for assigning codes for "multiple sites." In the absence of chapter-specific guidelines, assign codes describing specified sites individually when documented. When the specified site(s) are not documented, assign the appropriate code for "multiple sites."

C. Chapter-Specific Coding Guidelines

In addition to general coding guidelines, there are guidelines for specific diagnoses and/or conditions in the classification. Unless otherwise indicated, these guidelines apply to all health care settings. Please refer to Section II for guidelines on the selection of principal diagnosis.

1. Chapter 1: Certain Infectious and Parasitic Diseases (A00-B99), U07.1, U09.9

a. Human Immunodeficiency Virus (HIV) Infections

1. Code only confirmed cases

Code only confirmed cases of HIV infection/illness. This is an exception to the hospital inpatient guideline Section II, H.

In this context, "confirmation" does not require documentation of positive serology or culture for HIV; the provider's diagnostic statement that the patient is HIV positive, or has an HIV-related illness is sufficient.

2. Selection and sequencing of HIV codes

a. *HIV disease*

If the term "AIDS" or "HIV disease" is documented or if the patient is treated for any HIV-related illness or is described as having any condition(s) resulting from the patient's HIV positive status; code B20, Human immunodeficiency virus [HIV], should be assigned.

b. Patient admitted for HIV-related condition

If a patient is admitted for an HIV-related condition, the principal diagnosis should be B20, Human immunodeficiency virus [HIV] disease followed by additional diagnosis codes for all reported HIV-related conditions.

An exception to this guideline is if the reason for admission is hemolytic-uremic syndrome associated with HIV disease. Assign code D59.31, Infection-associated hemolytic-uremic syndrome, followed by code B20, Human immunodeficiency virus [HIV] disease.

c. Patient with HIV disease admitted for unrelated condition

If a patient with HIV disease is admitted for an unrelated condition (such as a traumatic injury), the code for the unrelated condition (e.g., the nature of injury code) should be the principal diagnosis. Other diagnoses would be B20 followed by additional diagnosis codes for all reported HIV-related conditions. **Code B20 would be reported as a secondary diagnosis. Codes for other documented conditions should also be reported as secondary diagnoses.**

d. Patient newly diagnosed with HIV disease

Whether the patient is newly diagnosed or has had previous admissions/encounters for HIV conditions is irrelevant to the sequencing decision.

e. Asymptomatic human immunodeficiency virus (See Figure I.C.1.a.2.e)

When "HIV positive," "HIV test positive," or similar terminology is documented, and there is no documentation of symptoms or HIV-related illness, code Z21, Asymptomatic human immunodeficiency virus [HIV] infection status, should be assigned.

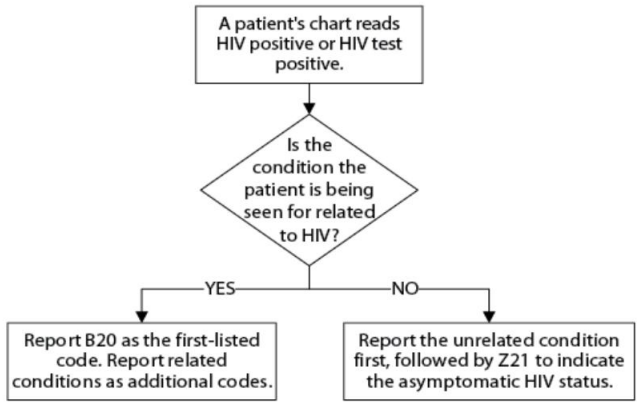

©AAPC. All Rights Reserved.

Figure I.C.1.a.2.e: Asymptomatic Human Immunodeficiency Virus

f. Inconclusive HIV serology

Patients with documentation of inconclusive HIV serology, may be assigned code R75, Inconclusive laboratory evidence of human immunodeficiency virus [HIV].

g. Previously diagnosed HIV-related illness

Patients with documentation of a prior diagnosis of an HIV-related illness should be coded to B20. Once an HIV-related illness has developed, code B20 should always be assigned on every subsequent admission/encounter. Patients previously diagnosed with any HIV illness (B20) should never be assigned to R75, Inconclusive laboratory evidence of human immunodeficiency virus [HIV] or Z21, Asymptomatic human immunodeficiency virus [HIV] infection status.

h. HIV Infection in Pregnancy, Childbirth and the Puerperium

When a patient presents during pregnancy, childbirth or the puerperium with documented symptomatic HIV disease or an HIV related illness, assign a code from subcategory O98.7, Human immunodeficiency [HIV] disease complicating pregnancy, childbirth and the puerperium, followed by code B20 and additional code(s) for any HIV-related illness(es). Codes from Chapter 15 always take sequencing priority.

When a patient presents during pregnancy, childbirth or the puerperium with documented asymptomatic HIV infection status or is HIV-positive, assign a code from subcategory O98.7 followed by code Z21.

i. ***Encounters for HIV testing***

If a patient without signs or symptoms is tested for HIV, assign code Z11.4, Encounter for screening for human immunodeficiency virus [HIV]. Use additional codes for any associated high-risk behavior, if applicable.

If a patient with signs or symptoms of HIV presents for HIV testing, code the signs and symptoms. An additional counseling code Z71.7, Human immunodeficiency virus [HIV] counseling, may be assigned if counseling is provided during the encounter for the test. Code Z11.4, Encounter for screening for human immunodeficiency virus [HIV], should not be assigned if HIV signs or symptoms are present.

When a patient presents for follow up regarding their HIV test results and the test result is negative, assign code Z71.7, Human immunodeficiency virus [HIV] counseling.

If the results are positive, see previous guidelines and assign codes as appropriate.

j. ***HIV disease or HIV positive status*** **managed by antiretroviral medication**

If a patient with documented HIV disease, HIV-related illness or AIDS is currently managed on antiretroviral medications, assign code B20, Human immunodeficiency virus [HIV] disease.

If a patient with documented HIV positive status is currently managed on antiretroviral medication, assign code Z21, Asymptomatic human immunodeficiency virus [HIV] infection status, in the absence of any additional documentation of HIV disease, HIV-related illness or AIDS.

Code Z79.899, Other long term (current) drug therapy, may be assigned as an additional code to identify the long-term (current) use of antiretroviral medications.

k. Encounter for HIV Prophylaxis Measures

When a patient **presents** for administration of pre-exposure prophylaxis medication for HIV, assign code Z29.81, Encounter for HIV pre-exposure prophylaxis. Pre-exposure prophylaxis (PrEP) is intended to prevent infection in people who are at risk for getting HIV through sex or injection drug use. Any risk factors for HIV should also be coded.

b. Infectious agents as the cause of diseases classified to other chapters

Certain infections are classified in chapters other than Chapter 1 and no organism is identified as part of the infection code. In these instances, it is necessary to use an additional code from Chapter 1 to identify the organism. A code from category B95, Streptococcus, Staphylococcus, and Enterococcus as the cause of diseases classified to other chapters, B96, Other bacterial agents as the cause of diseases classified to other chapters, or B97, Viral agents as the cause of diseases classified to other chapters, is to be used as an additional code to identify the organism. An instructional note will be found at the infection code advising that an additional organism code is required.

c. Infections resistant to antibiotics

Many bacterial infections are resistant to current antibiotics. It is necessary to identify all infections documented as antibiotic resistant. Assign a code from category Z16, Resistance to antimicrobial drugs, following the infection code only if the infection code does not identify drug resistance.

d. Sepsis, Severe Sepsis, and Septic Shock Infections resistant to antibiotics (See Figure 1.C.1.d)

1. Coding of Sepsis and Severe Sepsis

a. Sepsis

For a diagnosis of sepsis, assign the appropriate code for the underlying systemic infection. If the type of infection or causal organism is not further specified, assign code A41.9, Sepsis, unspecified organism.

A code from subcategory R65.2, Severe sepsis, should not be assigned unless severe sepsis or an associated acute organ dysfunction is documented.

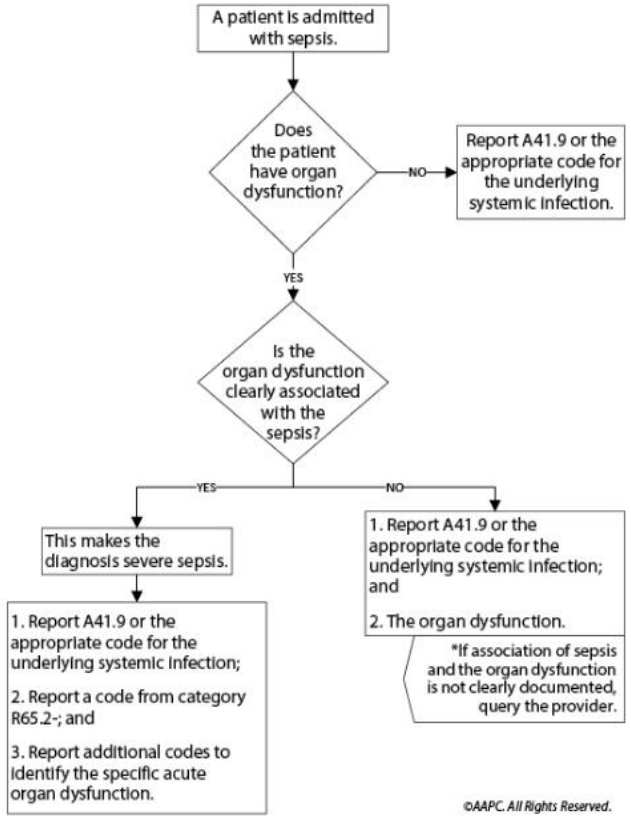

Figure I.C.1.d: Sepsis, Severe Sepsis, and Septic Shock

i. Negative or inconclusive blood cultures and sepsis

Negative or inconclusive blood cultures do not preclude a diagnosis of sepsis in patients with clinical evidence of the condition; however, the provider should be queried.

ii. Urosepsis

The term urosepsis is a nonspecific term. It is not to be considered synonymous with sepsis. It has no default code in the Alphabetic Index.

Should a provider use this term, he/she must be queried for clarification.

iii. Sepsis with organ dysfunction

If a patient has sepsis and associated acute organ dysfunction or multiple organ dysfunction (MOD), follow the instructions for coding severe sepsis.

iv. Acute organ dysfunction that is not clearly associated with the sepsis

If a patient has sepsis and an acute organ dysfunction, but the medical record documentation indicates that the acute organ dysfunction is related to a medical condition other than the sepsis, do not assign a code from subcategory R65.2, Severe sepsis. An acute organ dysfunction must be associated with the sepsis in order to assign the severe sepsis code. If the documentation is not clear as to whether an acute organ dysfunction is related to the sepsis or another medical condition, query the provider.

b. Severe sepsis

The coding of severe sepsis requires a minimum of 2 codes: first a code for the underlying systemic infection, followed by a code from subcategory R65.2, Severe sepsis. If the causal organism is not documented, assign code A41.9, Sepsis, unspecified organism, for the infection. Additional code(s) for the associated acute organ dysfunction are also required.

Due to the complex nature of severe sepsis, some cases may require querying the provider prior to assignment of the codes.

2. Septic shock

Septic shock generally refers to circulatory failure associated with severe sepsis, and therefore, it represents a type of acute organ dysfunction.

For cases of septic shock, the code for the systemic infection should be sequenced first, followed by code R65.21, Severe sepsis with septic shock or code T81.12, Postprocedural septic shock. Any additional codes for the other acute organ dysfunctions should also be assigned. As noted in the sequencing instructions in the Tabular List, the code for septic shock cannot be assigned as a principal diagnosis.

3. Sequencing of severe sepsis

If severe sepsis is present on admission, and meets the definition of principal diagnosis, the underlying systemic infection should be assigned as principal diagnosis followed by the appropriate code from subcategory R65.2 as required by the sequencing rules in the Tabular List. A code from subcategory R65.2 can never be assigned as a principal diagnosis.

When severe sepsis develops during an encounter (it was not present on admission), the underlying systemic infection and the appropriate code from subcategory R65.2 should be assigned as secondary diagnoses.

Severe sepsis may be present on admission, but the diagnosis may not be confirmed until sometime after admission. If the documentation is not clear whether severe sepsis was present on admission, the provider should be queried.

For infection-associated hemolytic-uremic syndrome with severe sepsis, see guideline I.C.1.d.9.

4. Sepsis or severe sepsis with a localized infection

If the reason for admission is sepsis or severe sepsis and a localized infection, such as pneumonia or cellulitis, a code(s) for the underlying systemic infection should be assigned first and the code for the localized infection should be assigned as a secondary diagnosis. If the patient has severe sepsis, a code from subcategory R65.2 should also be assigned as a secondary diagnosis. If the patient is admitted with a localized infection, such as pneumonia, and sepsis/severe sepsis doesn't develop until after admission, the localized infection should be assigned first, followed by the appropriate sepsis/severe sepsis codes.

For hemolytic-uremic syndrome associated with sepsis, see guideline I.C.1.d.9.

5. Sepsis due to a postprocedural infection

a. Documentation of causal relationship

As with all postprocedural complications, code assignment is based on the provider's documentation of the relationship between the infection and the procedure.

b. Sepsis due to a postprocedural infection

For sepsis following a postprocedural wound (surgical site) infection, a code from T81.41 to T81.43, Infection following a procedure, **T81.49, Infection following a procedure, other surgical site**, or a code from O86.00 to O86.03, Infection of obstetric surgical wound, **or code O86.09, Infection of obstetric surgical wound, other surgical site**, that identifies the site of the infection should be sequenced first, if known. Assign an additional code for sepsis following a procedure (T81.44) or sepsis following an obstetrical procedure (O86.04). Use an additional code to identify the infectious agent. If the patient has severe sepsis, the appropriate code from subcategory R65.2 should also be assigned with the additional code(s) for any acute organ dysfunction.

For infections following infusion, transfusion, therapeutic injection, or immunization, a code from subcategory T80.2, Infections following infusion, transfusion, and therapeutic injection, or code T88.0-, Infection following immunization, should be coded first, followed by the code for the specific infection. If the patient has severe sepsis, the appropriate code from subcategory R65.2 should also be assigned, with the additional codes(s) for any acute organ dysfunction.

c. Postprocedural infection and postprocedural septic shock

If a postprocedural infection has resulted in postprocedural septic shock, assign the codes indicated above for sepsis due to a postprocedural infection, followed by code T81.12-, Postprocedural septic shock. Do not assign code R65.21, Severe sepsis with septic shock. Additional code(s) should be assigned for any acute organ dysfunction.

6. Sepsis and severe sepsis associated with a noninfectious process (condition)

In some cases, a noninfectious process (condition) such as trauma, may lead to an infection which can result in sepsis or severe sepsis. If sepsis or severe sepsis is documented as associated with a noninfectious condition, such as a burn or serious injury, and this condition meets the definition for principal diagnosis, the code for the noninfectious condition should be sequenced first, followed by the code for the resulting infection. If severe sepsis is present, a code from subcategory R65.2 should also be assigned with any associated organ dysfunction(s) codes. It is not necessary to assign a code from subcategory R65.1, Systemic inflammatory response syndrome (SIRS) of non-infectious origin, for these cases.

If the infection meets the definition of principal diagnosis, it should be sequenced before the non-infectious condition. When both the associated non-infectious condition and the infection meet the definition of principal diagnosis, either may be assigned as principal diagnosis.

Only one code from category R65, Symptoms and signs specifically associated with systemic inflammation and infection, should be assigned. Therefore, when a non-infectious condition leads to an infection resulting in severe sepsis, assign the appropriate code from subcategory R65.2, Severe sepsis. Do not additionally assign a code from subcategory R65.1, Systemic inflammatory response syndrome (SIRS) of non- infectious origin.

See Section I.C.18. SIRS due to non-infectious process.

7. Sepsis and septic shock complicating abortion, pregnancy, childbirth, and the puerperium

See Section I.C.15. Sepsis and septic shock complicating abortion, pregnancy, childbirth and the puerperium.

8. Newborn sepsis

See Section I.C.16. f. Bacterial sepsis of Newborn.

9. Hemolytic-uremic syndrome associated with sepsis

If the reason for admission is hemolytic-uremic syndrome that is associated with sepsis, assign code D59.31, Infection-associated hemolytic-uremic syndrome, as the principal diagnosis. Codes for the underlying systemic infection and any other conditions (such as severe sepsis) should be assigned as secondary diagnoses.

e. Methicillin Resistant Staphylococcus aureus (MRSA) Conditions

1. Selection and sequencing of MRSA codes

a. Combination codes for MRSA infection

When a patient is diagnosed with an infection that is due to methicillin resistant *Staphylococcus aureus* (MRSA), and that infection has a combination code that includes the causal organism (e.g., sepsis, pneumonia) assign the appropriate combination code for the condition (e.g., code A41.02, Sepsis due to Methicillin resistant Staphylococcus aureus or code J15.212, Pneumonia due to Methicillin resistant Staphylococcus aureus). Do not assign code B95.62, Methicillin resistant Staphylococcus aureus infection as the cause of diseases classified elsewhere, as an additional code, because the combination code includes the type of infection and the MRSA organism. Do not assign a code from subcategory Z16.11, Resistance to penicillins, as an additional diagnosis.

See Section C.1. for instructions on coding and sequencing of sepsis and severe sepsis.

b. Other codes for MRSA infection

When there is documentation of a current infection (e.g., wound infection, stitch abscess, urinary tract infection) due to MRSA, and that infection does not have a combination code that includes the causal organism, assign the appropriate code to identify the condition along with code B95.62, Methicillin resistant Staphylococcus aureus infection as the cause of diseases classified elsewhere for the MRSA infection. Do not assign a code from subcategory Z16.11, Resistance to penicillins.

c. Methicillin susceptible Staphylococcus aureus (MSSA) and MRSA colonization

The condition or state of being colonized or carrying MSSA or MRSA is called colonization or carriage, while an individual person is described as being colonized or being a carrier.

Colonization means that MSSA or MSRA is present on or in the body without necessarily causing illness. A positive MRSA colonization test might be documented by the provider as "MRSA screen positive" or "MRSA nasal swab positive".

Assign code Z22.322, Carrier or suspected carrier of Methicillin resistant Staphylococcus aureus, for patients documented as having MRSA colonization. Assign code Z22.321, Carrier or suspected carrier of Methicillin susceptible Staphylococcus aureus, for patients documented as having MSSA colonization. Colonization is not necessarily indicative of a disease process or as the cause of a specific condition the patient may have unless documented as such by the provider.

d. MRSA colonization and infection

If a patient is documented as having both MRSA colonization and infection during a hospital admission, code Z22.322, Carrier or suspected carrier of Methicillin resistant Staphylococcus aureus, and a code for the MRSA infection may both be assigned.

f. Zika virus infections

1. Code only confirmed cases

Code only a confirmed diagnosis of Zika virus (A92.5, Zika virus disease) as documented by the provider. This is an exception to the hospital inpatient guideline Section II, H. In this context, "confirmation" does not require documentation of the type of test performed; the provider's diagnostic statement that the condition is confirmed is sufficient. This code should be assigned regardless of the stated mode of transmission.

If the provider documents "suspected", "possible" or "probable" Zika, do not assign code A92.5. Assign a code(s) explaining the reason for encounter (such as fever, rash, or joint pain) or Z20.821, Contact with and (suspected) exposure to Zika virus.

g. Coronavirus infections

1. COVID-19 infection (infection due to SARS-CoV-2)

a. Code only confirmed cases

Code only a confirmed diagnosis of the 2019 novel coronavirus disease (COVID-19) as documented by the provider or documentation of a positive COVID-19 test result. For a confirmed diagnosis, assign code U07.1, COVID-19. This is an exception to the hospital inpatient guideline Section II, H. In this context, "confirmation" does not require documentation of a positive test result for COVID-19; the provider's documentation that the individual has COVID-19 is sufficient.

If the provider documents "suspected," "possible," "probable," or "inconclusive" COVID-19, do not assign code U07.1. Instead, code the signs and symptoms reported. See guideline I.C.1.g.1.g.

b. Sequencing of codes

When COVID-19 meets the definition of principal diagnosis, code U07.1, COVID-19, should be sequenced first, followed by the appropriate codes for associated manifestations, except when another guideline requires that certain codes be sequenced first, such as obstetrics, sepsis, or transplant complications.

For a COVID-19 infection that progresses to sepsis, see Section I.C.1.d. Sepsis, Severe Sepsis, and Septic Shock

See Section I.C.15.s. for COVID-19 infection in pregnancy, childbirth, and the puerperium

See Section I.C.16.h. for COVID-19 infection in newborn

For a COVID-19 infection in a lung transplant patient, see Section I.C.19.g.3.a. Transplant complications other than kidney.

c. Acute respiratory manifestations of COVID-19

When the reason for the encounter/admission is a respiratory manifestation of COVID-19, assign code U07.1, COVID-19, as the principal/first-listed diagnosis and assign code(s) for the respiratory manifestation(s) as additional diagnoses.

The following conditions are examples of common respiratory manifestations of COVID-19.

i. Pneumonia

For a patient with pneumonia confirmed as due to COVID-19, assign codes U07.1, COVID-19, and J12.82, Pneumonia due to coronavirus disease 2019.

ii. Acute bronchitis

For a patient with acute bronchitis confirmed as due to COVID-19, assign codes U07.1, and J20.8, Acute bronchitis due to other specified organisms.

Bronchitis not otherwise specified (NOS) due to COVID-19 should be coded using code U07.1 and J40, Bronchitis, not specified as acute or chronic.

iii. Lower respiratory infection

If the COVID-19 is documented as being associated with a lower respiratory infection, not otherwise specified (NOS), or an acute respiratory infection, NOS, codes U07.1 and J22, Unspecified acute lower respiratory infection, should be assigned.

If the COVID-19 is documented as being associated with a respiratory infection, NOS, codes U07.1 and J98.8, Other specified respiratory disorders, should be assigned.

iv. Acute respiratory distress syndrome

For acute respiratory distress syndrome (ARDS) due to COVID-19, assign codes U07.1, and J80, Acute respiratory distress syndrome.

v. Acute respiratory failure

For acute respiratory failure due to COVID-19, assign code U07.1, and code J96.0-, Acute respiratory failure.

d. Non-respiratory manifestations of COVID-19

When the reason for the encounter/admission is a non-respiratory manifestation (e.g., viral enteritis) of COVID-19, assign code U07.1, COVID-19, as the principal/first-listed diagnosis and assign code(s) for the manifestation(s) as additional diagnoses.

e. Exposure to COVID-19

For asymptomatic individuals with actual or suspected exposure to COVID-19, assign code Z20.822, Contact with and (suspected) exposure to COVID-19.

For symptomatic individuals with actual or suspected exposure to COVID-19 and the infection has been ruled out, or test results are inconclusive or unknown, assign code Z20.822, Contact with and (suspected) exposure to COVID-19. See guideline I.C.21.c.1, Contact/Exposure, for additional guidance regarding the use of category Z20 codes.

If COVID-19 is confirmed, see guideline I.C.1.g.1.a.

f. Screening for COVID-19

For screening for COVID-19, including preoperative testing, assign code Z11.52, Encounter for screening for COVID-19.

g. Signs and symptoms without definitive diagnosis of COVID-19

For patients presenting with any signs/symptoms associated with COVID-19 (such as fever, etc.) but a definitive diagnosis has not been established, assign the appropriate code(s) for each of the presenting signs and symptoms such as:

- **R05.1, Acute cough, or R05.9, Cough, unspecified**
- **R06.02 Shortness of breath**
- **R50.9 Fever, unspecified**

If a patient with signs/symptoms associated with COVID-19 also has an actual or suspected contact with or exposure to COVID-19, assign Z20.822, Contact with and (suspected) exposure to COVID-19, as an additional code.

h. Asymptomatic individuals who test positive for COVID-19

For asymptomatic individuals who test positive for COVID-19 **and there is no provider documentation of a diagnosis of COVID-19, query the provider as to whether or not the individual has COVID-19. A false positive laboratory test is possible, and it is the provider's responsibility to confirm the diagnosis and document accordingly.**

i. Personal history of COVID-19

For patients with a history of COVID-19, assign code Z86.16, Personal history of COVID-19.

j. Follow-up visits after COVID-19 infection has resolved

For individuals who previously had COVID-19, without residual symptom(s) or condition(s), and are being seen for follow-up evaluation, and COVID-19 test results are negative, assign codes Z09, Encounter for follow-up examination after completed treatment for conditions other than malignant neoplasm, and Z86.16, Personal history of COVID-19.

For follow-up visits for individuals with symptom(s) or condition(s) related to a previous COVID-19 infection, see guideline I.C.1.g.1.m.

See Section I.C.21.c.8, Factors influencing health states and contact with health services, Follow-up

k. Encounter for antibody testing

For an encounter for antibody testing that is not being performed to confirm a current COVID-19 infection, nor is a follow-up test after resolution of COVID-19, assign Z01.84, Encounter for antibody response examination.

Follow the applicable guidelines above if the individual is being tested to confirm a current COVID-19 infection.

For follow-up testing after a COVID-19 infection, see guideline I.C.1.g.1.j.

l. Multisystem Inflammatory Syndrome

For individuals with multisystem inflammatory syndrome (MIS) and COVID-19, assign code U07.1, COVID-19, as the principal/first-listed diagnosis and assign code M35.81, Multisystem inflammatory syndrome, as an additional diagnosis.

If an individual with a history of COVID-19 develops MIS, assign codes M35.81, Multisystem inflammatory syndrome, and U09.9, Post COVID-19 condition, unspecified.

If an individual with a known or suspected exposure to COVID- 19, and no current COVID-19 infection or history of COVID-19, develops MIS, assign codes M35.81, Multisystem inflammatory syndrome, and Z20.822, Contact with and (suspected) exposure to COVID-19.

Additional codes should be assigned for any associated complications of MIS.

m. Post COVID-19 Condition

For sequela of COVID-19, or associated symptoms or conditions that develop following a previous COVID-19 infection, assign a code(s) for the specific symptom(s) or condition(s) related to the previous COVID-19 infection, if known, and code U09.9, Post COVID-19 condition, unspecified.

Code U09.9 should not be assigned for manifestations of an active (current) COVID-19 infection.

If a patient has a condition(s) associated with a previous COVID-19 infection and develops a new active (current) COVID-19 infection, code U09.9 may be assigned in conjunction with code U07.1, COVID-19, to identify that the patient also has a condition(s) associated with a previous COVID-19 infection. Code(s) for the specific condition(s) associated with the previous COVID-19 infection and code(s) for manifestation(s) of the new active (current) COVID-19 infection should also be assigned.

n. Underimmunization for COVID-19 Status

Code Z28.310, Unvaccinated for COVID-19, may be assigned when the patient has not received a COVID-19 vaccine of any type. Code Z28.311, Partially vaccinated for COVID-19, may be assigned when the patient has been partially vaccinated for COVID-19 as per the recommendations of the Centers for Disease Control and Prevention (CDC) in place at the time of the encounter. For information, visit the CDC's website **https://www.cdc.gov/coronavirus/2019-ncov/vaccines/**.

See Section I.B.14. for underimmunization documentation by clinicians other than patient's provider.

2. Chapter 2: Neoplasms (C00-D49)

General Guidelines

Chapter 2 of the ICD-10-CM contains the codes for most benign and all malignant neoplasms. Certain benign neoplasms, such as prostatic adenomas, may be found in the specific body system chapters. To properly code a neoplasm, it is necessary to determine from the record if the neoplasm is benign, in-situ, malignant, or of uncertain histologic behavior. If malignant, any secondary (metastatic) sites should also be determined.

Primary malignant neoplasms overlapping site boundaries

A primary malignant neoplasm that overlaps two or more contiguous (next to each other) sites should be classified to the subcategory/code .8 ('overlapping lesion'), unless the combination is specifically indexed elsewhere. For multiple neoplasms of the same site that are not contiguous such as tumors in different quadrants of the same breast, codes for each site should be assigned.

Malignant neoplasm of ectopic tissue

Malignant neoplasms of ectopic tissue are to be coded to the site of origin mentioned, e.g., ectopic pancreatic malignant neoplasms involving the stomach are coded to malignant neoplasm of pancreas, unspecified (C25.9).

The neoplasm table in the Alphabetic Index should be referenced first. However, if the histological term is documented, that term should be referenced first, rather than going immediately to the Neoplasm Table, in order to determine which column in the Neoplasm Table is appropriate. For example, if the documentation indicates "adenoma," refer to the term in the Alphabetic Index to review the entries under this term and the instructional note to "see also neoplasm, by site, benign." The table provides the proper code based on the type of neoplasm and the site. It is important to select the proper column in the table that corresponds to the type of neoplasm. The Tabular List should then be referenced to verify that the correct code has been selected from the table and that a more specific site code does not exist.

See Section I.C.21. Factors influencing health status and contact with health services, Status, for information regarding Z15.0, codes for genetic susceptibility to cancer.

a. Admission/Encounter for treatment of primary site

If the malignancy is chiefly responsible for occasioning the patient admission/encounter and treatment is directed at the primary site, designate the primary malignancy as the principal/first-listed diagnosis.

The only exception to this guideline is if the administration of chemotherapy, immunotherapy or external beam radiation therapy is chiefly responsible for occasioning the admission/encounter. In that case, assign the appropriate Z51.-- code as the first-listed or principal diagnosis, and the underlying diagnosis or problem for which the service is being performed as a secondary diagnosis.

b. Admission/Encounter for treatment of secondary site

When a patient is admitted because of a primary neoplasm with metastasis and treatment is directed toward the secondary site only, the secondary neoplasm is designated as the principal diagnosis even though the primary malignancy is still present.

c. Coding and sequencing of complications (*See* Table I.C.2.c)

Coding and sequencing of complications associated with the malignancies or with the therapy thereof are subject to the following guidelines:

1. Anemia associated with malignancy

When admission/encounter is for management of an anemia associated with the malignancy, and the treatment is only for anemia, the appropriate code for the malignancy is sequenced as the principal or first-listed diagnosis followed by the appropriate code for the anemia (such as code D63.0, Anemia in neoplastic disease).

2. Anemia associated with chemotherapy, immunotherapy and radiation therapy

When the admission/encounter is for management of an anemia associated with an adverse effect of the administration of chemotherapy or immunotherapy and the only treatment is for the anemia, the anemia code is sequenced first followed by the appropriate codes for the neoplasm and the adverse effect (T45.1X5-, Adverse effect of antineoplastic and immunosuppressive drugs).

Table I.C.2.c: Coding and Sequencing of Complications

When the admission/encounter is for management of an anemia associated with an adverse effect of radiotherapy, the anemia code should be sequenced first, followed by the appropriate neoplasm code and code Y84.2, Radiological procedure and radiotherapy as the cause of abnormal reaction of the patient, or of later complication, without mention of misadventure at the time of the procedure.

Reason for Encounter	Sequencing
Treatment of primary malignancy	1. Primary site 2. Metastatic sites
Treatment of secondary malignancy	1. Metastatic site(s) 2. Primary site
Malignant neoplasm in a pregnant patient	1. A code from subcategory O9A.1- 2. Neoplasm code(s)
Complication (except anemia) associated with neoplasm, treatment is only for the complication	1. Complication 2. Neoplasm code(s)
Anemia associated with neoplasm, treatment is only for anemia	1. Neoplasm code(s) 2. D63.0, Anemia in neoplastic disease
Complication from a surgical procedure for treatment of a neoplasm	1. Complication 2. Current neoplasm code(s) or personal history of malignancy (See I.C.2.m)
Pathologic fracture due to a neoplasm, focus of treatment is the fracture	1. M84.5- Pathological fracture in neoplastic disease 2. Neoplasm code(s)
Pathologic fracture due to a neoplasm, focus of treatment is the neoplasm	1. Neoplasm code(s) 2. M84.5- Pathological fracture in neoplastic disease

3. Management of dehydration due to the malignancy

When the admission/encounter is for management of dehydration due to the malignancy and only the dehydration is being treated (intravenous rehydration), the dehydration is sequenced first, followed by the code(s) for the malignancy.

4. Treatment of a complication resulting from a surgical procedure

When the admission/encounter is for treatment of a complication resulting from a surgical procedure, designate the complication as the principal or first-listed diagnosis if treatment is directed at resolving the complication.

d. Primary malignancy previously excised

When a primary malignancy has been previously excised or eradicated from its site and there is no further treatment directed to that site and there is no evidence of any existing primary malignancy at that site, a code from category Z85, Personal history of malignant neoplasm, should be used to indicate the former site of the malignancy. Any mention of extension, invasion, or metastasis to another site is coded as a secondary malignant neoplasm to that site. The secondary site may be the principal or first-listed diagnosis with the Z85 code used as a secondary code.

See section I.C.2.t. Secondary malignant neoplasm of lymphoid tissue.

e. Admissions/Encounters involving *antineoplastic* chemotherapy, immunotherapy and radiation therapy

1. Episode of care involves surgical removal of neoplasm

When an episode of care involves the surgical removal of a neoplasm, primary or secondary site, followed by adjunct chemotherapy or radiation treatment during the same episode of care, the code for the neoplasm should be assigned as principal or first-listed diagnosis.

2. Patient admission/encounter chiefly for administration of *antineoplastic* chemotherapy, immunotherapy and radiation therapy

If a patient admission/encounter is chiefly for the administration of chemotherapy, immunotherapy or external beam radiation therapy **for the treatment of a neoplasm,** assign code Z51.0, Encounter for antineoplastic radiation therapy, or Z51.11, Encounter for antineoplastic chemotherapy, or Z51.12, Encounter for antineoplastic immunotherapy as the first-listed or principal diagnosis. **If the reason for the encounter is more than one type of antineoplastic therapy, code Z51.0 and codes from subcategory Z51.1 may be assigned together, in which case one of these codes would be reported as a secondary diagnosis.**

The malignancy for which the therapy is being administered should be assigned as a secondary diagnosis.

If a patient admission/encounter is for the insertion or implantation of radioactive elements (e.g., brachytherapy) the appropriate code for the malignancy is sequenced as the principal or first-listed diagnosis. Code Z51.0 should not be assigned.

3. Patient admitted for radiation therapy, chemotherapy or immunotherapy and develops complications

When a patient is admitted for the purpose of external beam radiotherapy, immunotherapy or chemotherapy and develops complications such as uncontrolled nausea and vomiting or dehydration, the principal or first-listed diagnosis is Z51.0, Encounter for antineoplastic radiation therapy, or Z51.11, Encounter for antineoplastic chemotherapy, or Z51.12, Encounter for antineoplastic immunotherapy followed by any codes for the complications.

When a patient is admitted for the purpose of insertion or implantation of radioactive elements (e.g., brachytherapy) and develops complications such as uncontrolled nausea and vomiting or dehydration, the principal or first-listed diagnosis is the appropriate code for the malignancy followed by any codes for the complications.

f. Admission/encounter to determine extent of malignancy

When the reason for admission/encounter is to determine the extent of the malignancy, or for a procedure such as paracentesis or thoracentesis, the primary malignancy or appropriate metastatic site is designated as the principal or first-listed diagnosis, even though chemotherapy or radiotherapy is administered.

g. Symptoms, signs, and abnormal findings listed in Chapter 18 associated with neoplasms

Symptoms, signs, and ill-defined conditions listed in Chapter 18 characteristic of, or associated with, an existing primary or secondary site malignancy cannot be used to replace the malignancy as principal or first-listed diagnosis, regardless of the number of admissions or encounters for treatment and care of the neoplasm.

See section I.C.21. Factors influencing health status and contact with health services, Encounter for prophylactic organ removal.

h. Admission/encounter for pain control/management

See Section I.C.6. for information on coding admission/encounter for pain control/management.

i. Malignancy in two or more noncontiguous sites

A patient may have more than one malignant tumor in the same organ. These tumors may represent different primaries or metastatic disease, depending on the site. Should the documentation be unclear, the provider should be queried as to the status of each tumor so that the correct codes can be assigned.

j. Disseminated malignant neoplasm, unspecified

Code C80.0, Disseminated malignant neoplasm, unspecified, is for use only in those cases where the patient has advanced metastatic disease and no known primary or secondary sites are specified. It should not be used in place of assigning codes for the primary site and all known secondary sites.

k. Malignant neoplasm without specification of site

Code C80.1, Malignant (primary) neoplasm, unspecified, equates to Cancer, unspecified. This code should only be used when no determination can be made as to the primary site of a malignancy. This code should rarely be used in the inpatient setting.

l. Sequencing of neoplasm codes

1. Encounter for treatment of primary malignancy

If the reason for the encounter is for treatment of a primary malignancy, assign the malignancy as the principal/first-listed diagnosis. The primary site is to be sequenced first, followed by any metastatic sites.

2. Encounter for treatment of secondary malignancy

When an encounter is for a primary malignancy with metastasis and treatment is directed toward the metastatic (secondary) site(s) only, the metastatic site(s) is designated as the principal/first-listed diagnosis. The primary malignancy is coded as an additional code.

3. Malignant neoplasm in a pregnant patient

When a pregnant patient has a malignant neoplasm, a code from subcategory O9A.1-, Malignant neoplasm complicating pregnancy, childbirth, and the puerperium, should be sequenced first, followed by the appropriate code from Chapter 2 to indicate the type of neoplasm.

4. Encounter for complication associated with a neoplasm

When an encounter is for management of a complication associated with a neoplasm, such as dehydration, and the treatment is only for the complication, the complication is coded first, followed by the appropriate code(s) for the neoplasm.

The exception to this guideline is anemia. When the admission/encounter is for management of an anemia associated with the malignancy, and the treatment is only for anemia, the appropriate code for the malignancy is sequenced as the principal or first-listed diagnosis followed by code D63.0, Anemia in neoplastic disease.

5. Complication from surgical procedure for treatment of a neoplasm

When an encounter is for treatment of a complication resulting from a surgical procedure performed for the treatment of the neoplasm, designate the complication as the principal/first-listed diagnosis. See the guideline regarding the coding of a current malignancy versus personal history to determine if the code for the neoplasm should also be assigned.

6. Pathologic fracture due to a neoplasm

When an encounter is for a pathological fracture due to a neoplasm, and the focus of treatment is the fracture, a code from subcategory M84.5, Pathological fracture in neoplastic disease, should be sequenced first, followed by the code for the neoplasm.

If the focus of treatment is the neoplasm with an associated pathological fracture, the neoplasm code should be sequenced first, followed by a code from M84.5 for the pathological fracture.

m. Current malignancy versus personal history of malignancy

When a primary malignancy has been excised but further treatment, such as an additional surgery for the malignancy, radiation therapy or chemotherapy is directed to that site, the primary malignancy code should be used until treatment is completed.

When a primary malignancy has been previously excised or eradicated from its site, there is no further treatment (of the malignancy) directed to that site, and there is no evidence of any existing primary malignancy at that site, a code from category Z85, Personal history of malignant neoplasm, should be used to indicate the former site of the malignancy.

Codes from subcategories Z85.0 – Z85.85 should only be assigned for the former site of a primary malignancy, not the site of a secondary malignancy. Code Z85.89 may be assigned for the former site(s) of either a primary or secondary malignancy.

See Section I.C.21. Factors influencing health status and contact with health services, History (of).

n. Leukemia, Multiple Myeloma, and Malignant Plasma Cell Neoplasms in remission versus personal history

The categories for leukemia, and category C90, Multiple myeloma and malignant plasma cell neoplasms, have codes indicating whether or not the leukemia has achieved remission. There are also codes Z85.6, Personal history of leukemia, and Z85.79, Personal history of other malignant neoplasms of lymphoid, hematopoietic and related tissues. If the documentation is unclear as to whether the leukemia has achieved remission, the provider should be queried.

See Section I.C.21. Factors influencing health status and contact with health services, History (of).

o. Aftercare following surgery for neoplasm

See Section I.C.21. Factors influencing health status and contact with health services, Aftercare.

p. Follow-up care for completed treatment of a malignancy

See Section I.C.21. Factors influencing health status and contact with health services, Follow-up.

q. Prophylactic organ removal for prevention of malignancy

See Section I.C. 21, Factors influencing health status and contact with health services, Prophylactic organ removal.

r. Malignant neoplasm associated with transplanted organ

A malignant neoplasm of a transplanted organ should be coded as a transplant complication. Assign first the appropriate code from category T86.-, Complications of transplanted organs and tissue, followed by code C80.2, Malignant neoplasm associated with transplanted organ. Use an additional code for the specific malignancy.

s. Breast Implant Associated Anaplastic Large Cell Lymphoma

Breast implant associated anaplastic large cell lymphoma (BIA-ALCL) is a type of lymphoma that can develop around breast implants. Assign code C84.7A, Anaplastic large cell lymphoma, ALK-negative, breast, for BIA-ALCL or C84.7B, Anaplastic large cell lymphoma, ALK-negative, in remission, for BIA-ALCL in remission. Do not assign a complication code from chapter 19.

t. Secondary malignant neoplasm of lymphoid tissue

When a malignant neoplasm of lymphoid tissue metastasizes beyond the lymph nodes, a code from categories C81-C85 with a final character "9" identifying "extranodal and solid organ sites" **should be assigned** rather than a code for the secondary neoplasm of the affected solid organ. For example, for metastasis of diffuse large B-cell lymphoma to the lung, brain and left adrenal gland, assign code C83.398, Diffuse large B-cell lymphoma **of other** extranodal and solid organ sites.

3. Chapter 3: Disease of the blood and blood-forming organs and certain disorders involving the immune mechanism (D50-D89)

Reserved for future guideline expansion.

4. Chapter 4: Endocrine, Nutritional, and Metabolic Diseases (E00-E89)

a. Diabetes mellitus (*See* Figure I.C.4.a)

The diabetes mellitus codes are combination codes that include the type of diabetes mellitus, the body system affected, and the complications affecting that body system. As many codes within a particular category as are necessary to describe all of the complications of the disease may be used. They should be sequenced based on the reason for a particular encounter. Assign as many codes from categories E08 – E13 as needed to identify all of the associated conditions that the patient has.

1. Type of diabetes

The age of a patient is not the sole determining factor, though most type 1 diabetics develop the condition before reaching puberty. For this reason type 1 diabetes mellitus is also referred to as juvenile diabetes.

a. Presymptomatic Type 1 Diabetes Mellitus

Codes E10.A-, Type 1 diabetes mellitus, presymptomatic, are assigned for early-stage type 1 diabetes that predates the onset of symptoms.

b. *Type 2 diabetes mellitus in remission*

Code E11.A, Type 2 diabetes mellitus without complications in remission, is assigned based on provider documentation that the diabetes mellitus is in remission. If the documentation is unclear as to whether the Type 2 diabetes mellitus has achieved remission, the provider should be queried. For example, the term "resolved" is not synonymous with remission.

2. Type of diabetes mellitus not documented (*See* Figure I.C.4.a.2)

If the type of diabetes mellitus is not documented in the medical record the default is E11.-, Type 2 diabetes mellitus.

3. Diabetes mellitus and the use of insulin, oral hypoglycemics, and injectable non-insulin drugs

If the documentation in a medical record does not indicate the type of diabetes but does indicate that the patient uses insulin, code E11-, Type 2 diabetes mellitus, should be assigned. Additional code(s) should be assigned from category Z79 to identify the long-term (current) use of insulin, oral hypoglycemic drugs, or injectable non-insulin antidiabetic, as follows:

If the patient is treated with both oral hypoglycemic drugs and insulin, both code Z79.4, Long term (current) use of insulin, and code Z79.84, Long term (current) use of oral hypoglycemic drugs, should be assigned.

If the patient is treated with both insulin and an injectable non-insulin antidiabetic drug, assign codes Z79.4, Long term (current) use of insulin, and Z79.85, Long-term (current) use of injectable non-insulin antidiabetic drugs.

If the patient is treated with both oral hypoglycemic drugs and an injectable non-insulin antidiabetic drug, assign codes Z79.84, Long term (current) use of oral hypoglycemic drugs, and Z79.85, Long-term (current) use of injectable non-insulin antidiabetic drugs.

Code Z79.4 should not be assigned if insulin is given temporarily to bring a type 2 patient's blood sugar under control during an encounter.

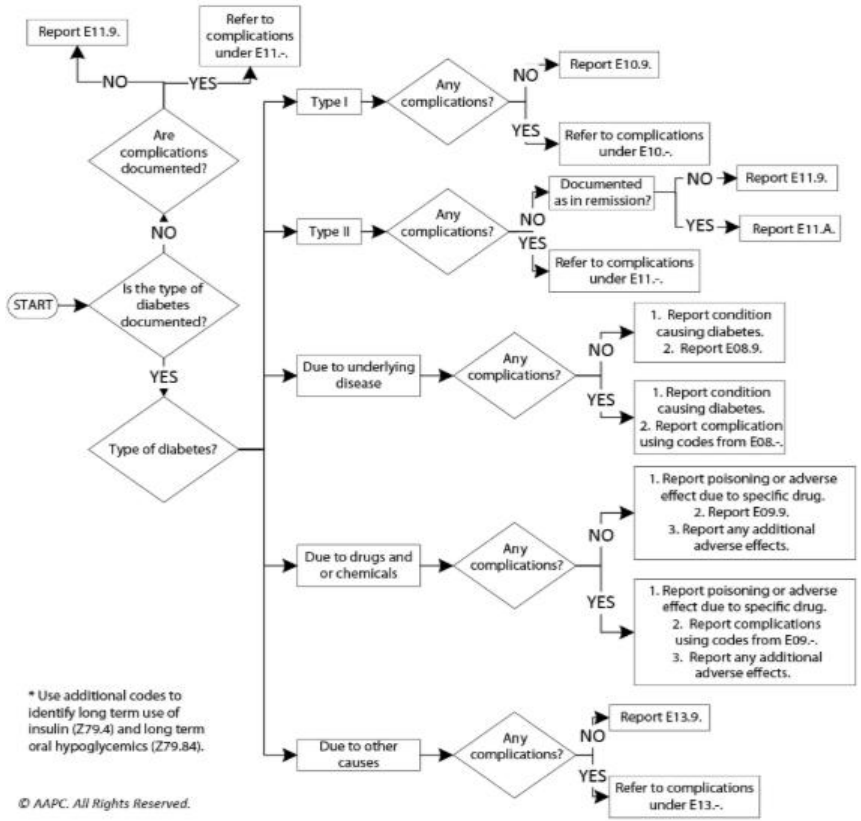

Figure I.C.4.a: Diabetes Mellitus (DM)

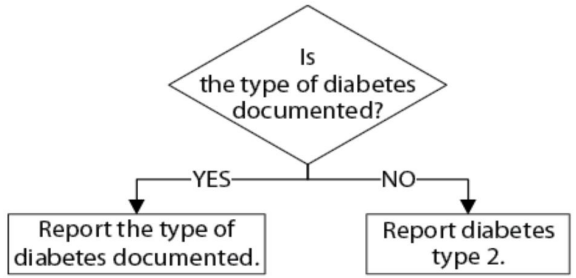

©AAPC. All Rights Reserved.

Figure I.C.4.a.2: Type of Diabetes Mellitus Not Documented

4. Diabetes mellitus in pregnancy and gestational diabetes

See Section I.C.15. Diabetes mellitus in pregnancy.

See Section I.C.15. Gestational (pregnancy induced) diabetes.

5. Complications due to insulin pump malfunction

a. Underdose of insulin due to insulin pump failure

An underdose of insulin due to an insulin pump failure should be assigned to a code from subcategory T85.6, Mechanical complication of other specified internal and external prosthetic devices, implants and grafts, that specifies the type of pump malfunction, as the principal or first-listed code, followed by code T38.3X6-, Underdosing of insulin and oral hypoglycemic [antidiabetic] drugs. Additional codes for the type of diabetes mellitus and any associated complications due to the underdosing should also be assigned.

b. Overdose of insulin due to insulin pump failure

The principal or first-listed code for an encounter due to an insulin pump malfunction resulting in an overdose of insulin, should also be T85.6-, Mechanical complication of other specified internal and external prosthetic devices, implants and grafts, followed by code T38.3X1-, Poisoning by insulin and oral hypoglycemic [antidiabetic] drugs, accidental (unintentional).

6. Secondary diabetes mellitus

Codes under categories E08, Diabetes mellitus due to underlying condition, E09, Drug or chemical induced diabetes mellitus, and E13, Other specified diabetes mellitus, identify complications/manifestations associated with secondary diabetes mellitus. Secondary diabetes is always caused by another condition or event (e.g., cystic fibrosis, malignant neoplasm of pancreas, pancreatectomy, adverse effect of drug, or poisoning).

a. Secondary diabetes mellitus and the use of insulin, oral hypoglycemic drugs, or injectable non-insulin drugs

For patients with secondary diabetes mellitus who routinely use insulin, oral hypoglycemic drugs, or injectable non-insulin drugs, additional code(s) from category Z79 should be assigned to identify the long-term (current) use of insulin, oral hypoglycemic drugs, or non-injectable non-insulin drugs as follows:

If the patient is treated with both oral hypoglycemic drugs and insulin, both code Z79.4, Long term (current) use of insulin, and code Z79.84, Long term (current) use of oral hypoglycemic drugs, should be assigned.

If the patient is treated with both insulin and an injectable non- insulin antidiabetic drug, assign codes Z79.4, Long- term (current) use of insulin, and Z79.85, Long-term (current) use of injectable non-insulin antidiabetic drugs.

If the patient is treated with both oral hypoglycemic drugs and an injectable non-insulin antidiabetic drug, assign codes Z79.84, Long-term (current) use of oral hypoglycemic drugs, and Z79.85, Long-term (current) use of injectable non-insulin antidiabetic drugs.

Code Z79.4 should not be assigned if insulin is given temporarily to bring a secondary diabetic patient's blood sugar under control during an encounter.

b. Assigning and sequencing secondary diabetes codes and its causes

The sequencing of the secondary diabetes codes in relationship to codes for the cause of the diabetes is based on the Tabular List instructions for categories E08, E09 and E13.

i. Secondary diabetes mellitus due to pancreatectomy

For postpancreatectomy diabetes mellitus (lack of insulin due to the surgical removal of all or part of the pancreas), assign code E89.1, Postprocedural hypoinsulinemia. Assign a code from category E13 as the principal or first- listed diagnosis and a code from subcategory Z90.41, Acquired absence of pancreas, as **an** additional code.

ii. Secondary diabetes due to drugs

Secondary diabetes may be caused by an adverse effect of correctly administered medications, poisoning or sequela of poisoning.

See section I.C.19.e. for coding of adverse effects and poisoning, and section I.C.20 for external cause code reporting.

b. Obesity

The obesity codes in category E66, Overweight and obesity, include codes related to the cause of obesity, such as drug-induced obesity (E66.1), and codes related to effects of obesity, such as code E66.2, Morbid (severe) obesity with alveolar hypoventilation. There are other codes related to obesity in other categories of the classification, such as E88.82, Obesity due to disruption of MC4R pathway; and codes in fifth character subcategory O99.21, Obesity complicating pregnancy, childbirth, and the puerperium.

1. Obesity class

The obesity class codes in subcategory E66.81, Obesity class, require a fifth character to convey the severity of obesity. The obesity class should be documented in the medical record by the provider for these codes to be assigned. The obesity class codes can be reported with other obesity codes in the classification found in Chapters 4 and 15 to fully describe the condition. However, if both class 3 obesity and morbid obesity are documented, only a code for class 3 obesity should be assigned as it is more specific.

5. Chapter 5: Mental, Behavioral and Neurodevelopmental disorders (F01–F99)

a. Pain disorders related to psychological factors

Assign code F45.41, for pain that is exclusively related to psychological disorders. As indicated by the Excludes 1 note under category G89, a code from category G89 should not be assigned with code F45.41.

Code F45.42, Pain disorders with related psychological factors, should be used with a code from category G89, Pain, not elsewhere classified, if there is documentation of a psychological component for a patient with acute or chronic pain.

See Section I.C.6. Pain.

b. Mental and behavioral disorders due to psychoactive substance use

1. In Remission

Selection of codes describing "in remission" for categories F10-F19, Mental and behavioral disorders due to psychoactive substance use (categories F10-F19 with -.11, -.21, -.91) requires the provider's clinical judgment and are assigned only on the basis of provider documentation (as defined in the Official Guidelines for Coding and Reporting), unless otherwise instructed by the classification.

Mild substance use disorders in early or sustained remission are classified to the appropriate codes for substance abuse in remission, and moderate or severe substance use disorders in early or sustained remission are classified to the appropriate codes for substance dependence in remission.

2. Psychoactive Substance Use, Abuse and Dependence (See Figure I.C.5.b.2)

When the provider documentation refers to use, abuse and dependence of the same substance (e.g. alcohol, opioid, cannabis, etc.), only one code should be assigned to identify the pattern of use based on the following hierarchy:

- If both use and abuse are documented, assign only the code for abuse.
- If both abuse and dependence are documented, assign only the code for dependence.
- If use, abuse and dependence are all documented, assign only the code for dependence.
- If both use and dependence are documented, assign only the code for dependence.

3. Psychoactive Substance Use, Unspecified

As with all other unspecified diagnoses, the codes for unspecified psychoactive substance use (F10.9-, F11.9-, F12.9-, F13.9-, F14.9-, F15.9-, F16.9-, F18.9-, F19.9-) should only be assigned based on provider documentation and when they meet the definition of a reportable diagnosis (see Section III, Reporting Additional Diagnoses). These codes are to be used only when the psychoactive substance use is associated with a substance related disorder (chapter 5 disorders such as sexual dysfunction, sleep disorder, or a mental or behavioral disorder) or medical condition, and such a relationship is documented by the provider.

4. Medical Conditions Due to Psychoactive Substance Use, Abuse and Dependence

Medical conditions due to substance use, abuse, and dependence are not classified as substance-induced disorders. Assign the diagnosis code for the medical condition as directed by the Alphabetical Index along with the appropriate psychoactive substance use, abuse or dependence code. For example, for alcoholic pancreatitis due to alcohol dependence, assign the appropriate code from subcategory K85.2, Alcohol induced acute pancreatitis, and the appropriate code from subcategory F10.2, such as code F10.20, Alcohol dependence, uncomplicated. It would not be appropriate to assign code F10.288, Alcohol dependence with other alcohol-induced disorder.

5. Blood Alcohol Level

A code from category Y90, Evidence of alcohol involvement determined by blood alcohol level, may be assigned when this information is documented and the patient's provider has documented a condition classifiable to category F10, Alcohol related disorders. The blood alcohol level does not need to be documented by the patient's provider in order for it to be coded.

See Section I.B.14. for blood alcohol level documentation by clinicians other than patient's provider.

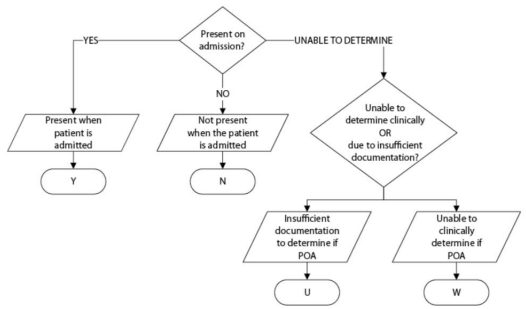

Figure I.C.5.b.2: Psychoactive Substance Use, Abuse and Dependence

c. Factitious Disorder

Factitious disorder imposed on self or Munchausen's syndrome is a disorder in which a person falsely reports or causes his or her own physical or psychological signs or symptoms. For patients with documented factitious disorder on self or Munchausen's syndrome, assign the appropriate code from subcategory F68.1-, Factitious disorder imposed on self.

Munchausen's syndrome by proxy (MSBP) is a disorder in which a caregiver (perpetrator) falsely reports or causes an illness or injury in another person (victim) under his or her care, such as a child, an elderly adult, or a person who has a disability. The condition is also referred to as "factitious disorder imposed on another" or "factitious disorder by proxy." The perpetrator, not the victim, receives this diagnosis. Assign code F68.A, Factitious disorder imposed on another, to the perpetrator's record. For the victim of a patient suffering from MSBP, assign the appropriate code from categories T74, Adult and child abuse, neglect and other maltreatment, confirmed, or T76, Adult and child abuse, neglect and other maltreatment, suspected.

*See **Section I.C.19.f. Adult and child abuse, neglect and other maltreatment***

d. Dementia

The ICD-10-CM classifies dementia (categories F01, F02, and F03) on the basis of the etiology and severity (unspecified, mild, moderate or severe). Selection of the appropriate severity level requires the provider's clinical judgment and codes should be assigned only on the basis of provider documentation (as defined in the *Official Guidelines for Coding and Reporting*), unless otherwise instructed by the classification. If the documentation does not provide information about the severity of the dementia, assign the appropriate code for unspecified severity.

If a patient is admitted to an inpatient acute care hospital or other inpatient facility setting with dementia at one severity level and it progresses to a higher severity level, assign one code for the highest severity level reported during the stay.

6. Chapter 6: Diseases of the Nervous System (G00-G99)

a. Dominant/nondominant side

Codes from category G81, Hemiplegia and hemiparesis, and subcategories G83.1, Monoplegia of lower limb, G83.2, Monoplegia of upper limb, and G83.3, Monoplegia, unspecified, identify whether the dominant or nondominant side is affected. Should the affected side be documented, but not specified as dominant or nondominant, and the classification system does not indicate a default, code selection is as follows:

- For ambidextrous patients, the default should be dominant.
- If the left side is affected, the default is non-dominant.
- If the right side is affected, the default is dominant.

b. Pain - Category G89

1. General coding information

Codes in category G89, Pain, not elsewhere classified, may be used in conjunction with codes from other categories and chapters to provide more detail about acute or chronic pain and neoplasm-related pain, unless otherwise indicated below.

If the pain is not specified as acute or chronic, post- thoracotomy, postprocedural, or neoplasm-related, do not assign codes from category G89.

A code from category G89 should not be assigned if the underlying (definitive) diagnosis is known, unless the reason for the encounter is pain control/ management and not management of the underlying condition.

When an admission or encounter is for a procedure aimed at treating the underlying condition (e.g., spinal fusion, kyphoplasty), a code for the underlying condition (e.g., vertebral fracture, spinal stenosis) should be assigned as the principal diagnosis. No code from category G89 should be assigned.

a. Category G89 Codes as Principal or First-Listed Diagnosis

Category G89 codes are acceptable as principal diagnosis or the first-listed code:

- When pain control or pain management is the reason for the admission/encounter (e.g., a patient with displaced intervertebral disc, nerve impingement and severe back pain presents for injection of steroid into the spinal canal). The underlying cause of the pain should be reported as an additional diagnosis, if known.
- When a patient is admitted for the insertion of a neurostimulator for pain control, assign the appropriate pain code as the principal or first-listed diagnosis. When an admission or encounter is for a procedure aimed at treating the underlying condition and a neurostimulator is inserted for pain control during the same admission/encounter, a code for the underlying condition should be assigned as the principal diagnosis and the appropriate pain code should be assigned as a secondary diagnosis.

b. Use of Category G89 Codes in Conjunction with Site Specific Pain Codes

i. **Assigning Category G89 and Site-Specific Pain Codes**

Codes from category G89 may be used in conjunction with codes that identify the site of pain (including codes from chapter 18) if the category G89 code provides additional information. For example, if the code describes the site of the pain, but does not fully describe whether the pain is acute or chronic, then both codes should be assigned.

ii. **Sequencing of Category G89 Codes with Site- Specific Pain Codes**

The sequencing of category G89 codes with site- specific pain codes (including chapter 18 codes), is dependent on the circumstances of the encounter/admission as follows:

- If the encounter is for pain control or pain management, assign the code from category G89 followed by the code identifying the specific site of pain (e.g., encounter for pain management for acute neck pain from trauma is assigned code G89.11, Acute pain due to trauma, followed by code M54.2, Cervicalgia, to identify the site of pain).
- If the encounter is for any other reason except pain control or pain management, and a related definitive diagnosis has not been established (confirmed) by the provider, assign the code for the specific site of pain first, followed by the appropriate code from category G89.

2. Pain due to devices, implants and grafts

See Section I.C.19. Pain due to medical devices.

3. Postoperative Pain

The provider's documentation should be used to guide the coding of postoperative pain, as well as Section III. Reporting Additional Diagnoses and Section IV. Diagnostic Coding and Reporting in the Outpatient Setting.

The default for post-thoracotomy and other postoperative pain not specified as acute or chronic is the code for the acute form.

Routine or expected postoperative pain immediately after surgery should not be coded.

a. Postoperative pain not associated with specific postoperative complication

Postoperative pain not associated with a specific postoperative complication is assigned to the appropriate postoperative pain code in category G89.

b. Postoperative pain associated with specific postoperative complication

Postoperative pain associated with a specific postoperative complication (such as painful wire sutures) is assigned to the appropriate code(s) found in Chapter 19, Injury, poisoning, and certain other consequences of external causes. If appropriate, use additional code(s) from category G89 to identify acute or chronic pain (G89.18 or G89.28).

4. Chronic pain

Chronic pain is classified to subcategory G89.2. There is no time frame defining when pain becomes chronic pain. The provider's documentation should be used to guide use of these codes.

5. Neoplasm Related Pain

Code G89.3 is assigned to pain documented as being related, associated or due to cancer, primary or secondary malignancy, or tumor. This code is assigned regardless of whether the pain is acute or chronic.

This code may be assigned as the principal or first-listed code when the stated reason for the admission/encounter is documented as pain control/pain management. The underlying neoplasm should be reported as an additional diagnosis.

When the reason for the admission/encounter is management of the neoplasm and the pain associated with the neoplasm is also documented, code G89.3 may be assigned as an additional diagnosis. It is not necessary to assign an additional code for the site of the pain.

See Section I.C.2. for instructions on the sequencing of neoplasms for all other stated reasons for the admission/encounter (except for pain control/pain management).

6. Chronic pain syndrome

Central pain syndrome (G89.0) and chronic pain syndrome (G89.4) are different than the term "chronic pain," and therefore codes should only be used when the provider has specifically documented this condition.

See Section I.C.5. Pain disorders related to psychological factors.

7. **Chapter 7: Diseases of the Eye and Adnexa (H00-H59)**

a. **Glaucoma**

1. **Assigning Glaucoma Codes**

Assign as many codes from category H40, Glaucoma, as needed to identify the type of glaucoma, the affected eye, and the glaucoma stage.

2. **Bilateral glaucoma with same type and stage**

When a patient has bilateral glaucoma and both eyes are documented as being the same type and stage, and there is a code for bilateral glaucoma, report only the code for the type of glaucoma, bilateral, with the seventh character for the stage.

When a patient has bilateral glaucoma and both eyes are documented as being the same type and stage, and the classification does not provide a code for bilateral glaucoma (i.e. subcategories H40.10, and H40.20) report only one code for the type of glaucoma with the appropriate seventh character for the stage.

3. **Bilateral glaucoma stage with different types or stages**

When a patient has bilateral glaucoma and each eye is documented as having a different type or stage, and the classification distinguishes laterality, assign the appropriate code for each eye rather than the code for bilateral glaucoma.

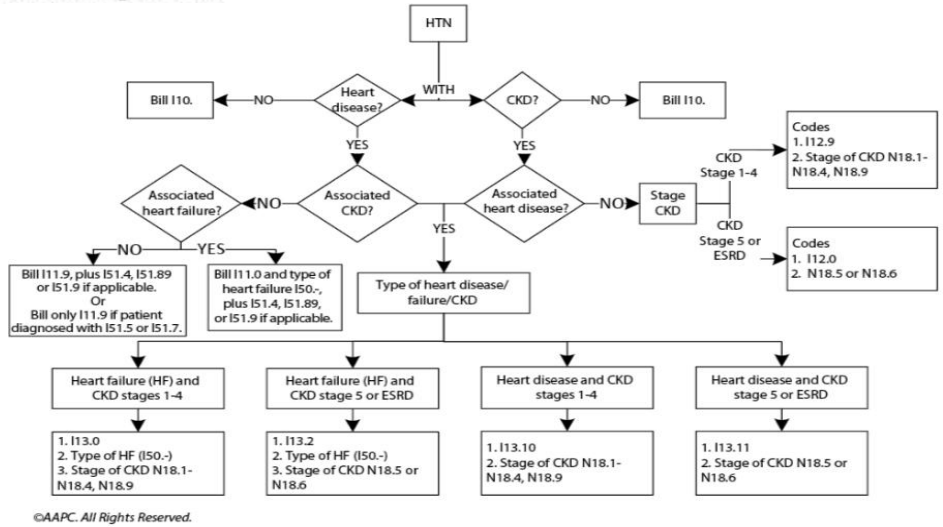

©AAPC. All Rights Reserved.

Figure I.C.9.a: Hypertension (HTN)

When a patient has bilateral glaucoma and each eye is documented as having a different type, and the classification does not distinguish laterality (i.e., subcategories H40.10, and H40.20), assign one code for each type of glaucoma with the appropriate seventh character for the stage.

When a patient has bilateral glaucoma and each eye is documented as having the same type, but different stage, and the classification does not distinguish laterality (i.e., subcategories H40.10 and H40.20), assign a code for the type of glaucoma for each eye with the seventh character for the specific glaucoma stage documented for each eye.

4. Patient admitted with glaucoma and stage evolves during the admission

If a patient is admitted with glaucoma and the stage progresses during the admission, assign the code for highest stage documented.

5. Indeterminate stage glaucoma

Assignment of the seventh character "4" for "indeterminate stage" should be based on the clinical documentation. The seventh character "4" is used for glaucomas whose stage cannot be clinically determined. This seventh character should not be confused with the seventh character "0", unspecified, which should be assigned when there is no documentation regarding the stage of the glaucoma.

b. Blindness

If "blindness" or "low vision" of both eyes is documented but the visual impairment category is not documented, assign code H54.3, Unqualified visual loss, both eyes. If "blindness" or "low vision" in one eye is documented but the visual impairment category is not documented, assign a code from H54.6-, Unqualified visual loss, one eye. If "blindness" or "visual loss" is documented without any information about whether one or both eyes are affected, assign code H54.7, Unspecified visual loss.

8. Chapter 8: Diseases of the Ear and Mastoid Process (H60-H95)

Reserved for future guideline expansion.

9. Chapter 9: Diseases of the Circulatory System (I00-I99)

a. Hypertension (See Figure I.C.9.a)

The classification presumes a causal relationship between hypertension and heart involvement and between hypertension and kidney involvement, as the two conditions are linked by the term "with" in the Alphabetic Index. These conditions should be coded as related even in the absence of provider documentation explicitly linking them, unless the documentation clearly states the conditions are unrelated.

For hypertension and conditions not specifically linked by relational terms such as "with," "associated with" or "due to" in the classification, provider documentation must link the conditions in order to code them as related.

1. Hypertension with Heart Disease

Hypertension with heart conditions **classified to I50.-, Heart failure, I51.4, Myocarditis, unspecified, I51.89, Other ill-defined heart diseases, and I51.9, Heart disease, unspecified, is assigned to a code from category I11, Hypertensive heart disease. Use additional code(s) from category I50, Heart failure, or I51, Complications and ill-defined descriptions of heart disease, to identify the heart condition.**

Hypertension with heart conditions classified to I51.5, Myocardial degeneration, or I51.7, Cardiomegaly, is assigned to a code from category I11, Hypertensive heart disease. No additional code is assigned to identify the specific heart condition.

The same heart conditions (I50.-, I51.4-I51.7, I51.89, I51.9) with hypertension are coded separately if the provider has documented they are unrelated to the hypertension. **The applicable hypertension code I10, Essential (primary) hypertension, or a code from category I15, Secondary hypertension, should be assigned.** Sequence according to the circumstances of the admission/encounter.

2. Hypertensive Chronic Kidney Disease

Assign codes from category I12, Hypertensive chronic kidney disease, when both hypertension and a condition classifiable to category N18, Chronic kidney disease (CKD), are present. CKD should not be coded as hypertensive if the provider indicates the CKD is not related to the hypertension.

The appropriate code from category N18 should be used as a secondary code with a code from category I12 to identify the stage of chronic kidney disease.

See Section I.C.14. Chronic kidney disease.

If a patient has hypertensive chronic kidney disease and acute renal failure, the acute renal failure should also be coded. Sequence according to the circumstances of the admission/encounter.

3. **Hypertensive Heart and Chronic Kidney Disease**

   The codes in category I13, Hypertensive heart and chronic kidney disease, are combination codes that include hypertension, heart disease and chronic kidney disease. Assign codes from combination category I13, Hypertensive heart and **chronic kidney disease, when there is hypertension with both heart and chronic kidney disease. If heart failure is present, assign an additional code from category I50 to identify the type of heart failure.**

   The appropriate code from category N18, Chronic kidney disease, should be used as a secondary code with a code from category I13 to identify the stage of chronic kidney disease.

   See Section I.C.14. Chronic kidney disease.

   The Includes note at I13 specifies that the conditions included at I11 and I12 are included together in I13. If a patient has hypertension, heart disease and chronic kidney disease, then a code from I13 should be used, not codes from I11 or I12.

   For patients with both acute renal failure and chronic kidney disease, the acute renal failure should also be coded. Sequence according to the circumstances of the admission/encounter.

4. **Hypertensive Cerebrovascular Disease**

   For hypertensive cerebrovascular disease, first assign the appropriate code from categories I60-I69, followed by the appropriate hypertension code.

5. **Hypertensive Retinopathy**

   Subcategory H35.0, Background retinopathy and retinal vascular changes, should be used along with a code from categories I10 – I15, in the Hypertensive diseases section, to include the systemic hypertension. The sequencing is based on the reason for the encounter.

6. **Hypertension, Secondary**

   Secondary hypertension is due to an underlying condition. Two codes are required: one to identify the underlying etiology and one from category I15 to identify the hypertension. Sequencing of codes is determined by the reason for admission/encounter.

7. **Hypertension, Transient**

   Assign code R03.0, Elevated blood pressure reading without diagnosis of hypertension, unless patient has an established diagnosis of hypertension. Assign code O13.-, Gestational [pregnancy-induced] hypertension without significant proteinuria, or O14.-, Pre-eclampsia, for transient hypertension of pregnancy.

8. **Hypertension, Controlled**

   This diagnostic statement usually refers to an existing state of hypertension under control by therapy. Assign the appropriate code from categories I10-I15, Hypertensive diseases.

9. **Hypertension, Uncontrolled**

   Uncontrolled hypertension may refer to untreated hypertension or hypertension not responding to current therapeutic regimen. In either case, assign the appropriate code from categories I10- I15, Hypertensive diseases.

10. **Hypertensive Crisis**

    Assign a code from category I16, Hypertensive crisis, for documented hypertensive urgency, hypertensive emergency or unspecified hypertensive crisis. Code also any identified hypertensive disease (I10-I15). The sequencing is based on the reason for the encounter.

11. **Pulmonary Hypertension**

    Pulmonary hypertension is classified to category I27, Other pulmonary heart diseases. For secondary pulmonary hypertension (I27.1, I27.2-), code also any associated conditions or adverse effects of drugs or toxins. The sequencing is based on the reason for the encounter, except for adverse effects of drugs (**See** Section I.C.19.e.).

12. **Hypertension, Resistant**

    Resistant hypertension refers to blood pressure of a patient with hypertension that remains above goal in spite of the use of antihypertensive medications. Assign code I1A.0, Resistant hypertension, as an additional code when apparent treatment resistant hypertension, treatment resistant hypertension, or true resistant hypertension is documented by the provider. A code for the specific type of existing hypertension is sequenced first, if known.

b. Atherosclerotic Coronary Artery Disease and Angina

ICD-10-CM has combination codes for atherosclerotic heart disease with angina pectoris. The subcategories for these codes are I25.11, Atherosclerotic heart disease of native coronary artery with angina pectoris and I25.7, Atherosclerosis of coronary artery bypass graft(s) and coronary artery of transplanted heart with angina pectoris.

When using one of these combination codes it is not necessary to use an additional code for angina pectoris. A causal relationship can be assumed in a patient with both atherosclerosis and angina pectoris, unless the documentation indicates the angina is due to something other than the atherosclerosis.

If a patient with coronary artery disease is admitted due to an acute myocardial infarction (AMI), the AMI should be sequenced before the coronary artery disease.

See Section I.C.9. Acute myocardial infarction (AMI).

c. Intraoperative and Postprocedural Cerebrovascular Accident

Medical record documentation should clearly specify the cause- and- effect relationship between the medical intervention and the cerebrovascular accident in order to assign a code for intraoperative or postprocedural cerebrovascular accident.

Proper code assignment depends on whether it was an infarction or hemorrhage and whether it occurred intraoperatively or postoperatively. If it was a cerebral hemorrhage, code assignment depends on the type of procedure performed.

d. Sequelae of Cerebrovascular Disease

1. Category I69, Sequelae of Cerebrovascular disease

Category I69 is used to indicate conditions classifiable to categories I60-I67 as the causes of sequela (neurologic deficits), themselves classified elsewhere. These "late effects" include neurologic deficits that persist after initial onset of conditions classifiable to categories I60-I67. The neurologic deficits caused by cerebrovascular disease may be present from the onset or may arise at any time after the onset of the condition classifiable to categories I60-I67.

Codes from category I69, Sequelae of cerebrovascular disease, that specify hemiplegia, hemiparesis and monoplegia identify whether the dominant or nondominant side is affected. Should the affected side be documented, but not specified as dominant or nondominant, and the classification system does not indicate a default, code selection is as follows:

- For ambidextrous patients, the default should be dominant.
- If the left side is affected, the default is non-dominant.
- If the right side is affected, the default is dominant.

2. Codes from category I69 with codes from I60-I67

Codes from category I69 may be assigned on a health care record with codes from I60-I67, if the patient has a current cerebrovascular disease and deficits from an old cerebrovascular disease.

3. Codes from category I69 and Personal history of transient ischemic attack (TIA) and cerebral infarction (Z86.73)

Codes from category I69 should not be assigned if the patient does not have neurologic deficits.

See Section I.C.21.4. History (of) for use of personal history codes

e. Acute myocardial infarction (AMI)

1. Type 1 ST elevation myocardial infarction (STEMI) and non-ST elevation myocardial infarction (NSTEMI)

The ICD-10-CM codes for type 1 acute myocardial infarction (AMI) identify the site, such as anterolateral wall or true posterior wall. Subcategories I21.0-I21.2 and code I21.3 are used for type 1 ST elevation myocardial infarction (STEMI). Code I21.4, Non-ST elevation (NSTEMI) myocardial infarction, is used for type 1 non-ST elevation myocardial infarction (NSTEMI) and nontransmural MIs.

If a type 1 NSTEMI evolves to STEMI, assign the STEMI code. If a type 1 STEMI converts to NSTEMI due to thrombolytic therapy, it is still coded as STEMI.

For encounters occurring while the myocardial infarction is equal to, or less than, four weeks old, including transfers to another acute setting or a postacute setting, and the myocardial infarction meets the definition for "other diagnoses" (see Section III, Reporting Additional Diagnoses), codes from category I21 may continue to be reported. For encounters after the 4 week time frame and the patient is still receiving care related to the myocardial infarction, the appropriate aftercare code should be assigned, rather than a code from category I21. For old or healed myocardial infarctions not requiring further care, code I25.2, Old myocardial infarction, may be assigned.

2. Acute myocardial infarction, unspecified

Code I21.9, Acute myocardial infarction, unspecified, is the default for unspecified acute myocardial infarction or unspecified type. If only type 1 STEMI or transmural MI without the site is documented, assign code I21.3, ST elevation (STEMI) myocardial infarction of unspecified site.

3. AMI documented as nontransmural or subendocardial but site provided

If an AMI is documented as nontransmural or subendocardial, but the site is provided, it is still coded as a subendocardial AMI.

See Section I.C.21.3. for information on coding status post administration of tPA in a different facility within the last 24 hours.

4. Subsequent acute myocardial infarction

A code from category I22, Subsequent ST elevation (STEMI) and non-ST elevation (NSTEMI) myocardial infarction, is to be used when a patient who has suffered a type 1 or unspecified AMI has a new AMI within the 4 week time frame of the initial AMI. A code from category I22 must be used in conjunction with a code from category I21. The sequencing of the I22 and I21 codes depends on the circumstances of the encounter.

Do not assign code I22 for subsequent myocardial infarctions other than type 1 or unspecified. For subsequent type 2 AMI assign only code I21.A1. For subsequent type 4 or type 5 AMI, assign only code I21.A9.

If a subsequent myocardial infarction of one type occurs within 4 weeks of a myocardial infarction of a different type, assign the appropriate codes from category I21 to identify each type. Do not assign a code from I22. Codes from category I22 should only be assigned if both the initial and subsequent myocardial infarctions are type 1 or unspecified.

5. Other Types of Myocardial Infarction

The ICD-10-CM provides codes for different types of myocardial infarction. Type 1 myocardial infarctions are assigned to codes I21.0-I21.4.

Type 2 myocardial infarction (myocardial infarction due to demand ischemia or secondary to ischemic imbalance) is assigned to code I21.A1, Myocardial infarction type 2 with the underlying cause coded first, if applicable. Do not assign code I24.89, Other forms of acute ischemic heart disease, for the demand ischemia.

If a type 2 AMI is described as NSTEMI or STEMI, only assign code I21.A1. Codes I21.01-I21.4 should only be assigned for type 1 AMIs.

Acute myocardial infarctions type 3, 4a, 4b, 4c and 5 are assigned to code I21.A9, Other myocardial infarction type.

The "Code also" and "Code first" notes should be followed related to complications, and for coding of postprocedural myocardial infarctions during or following cardiac surgery.

6. Myocardial Infarction with Coronary Microvascular Dysfunction

Coronary microvascular dysfunction (CMD) is a condition that impacts the microvasculature by restricting microvascular flow and increasing microvascular resistance. Code I21.B, Myocardial infarction with coronary microvascular dysfunction, is assigned for myocardial infarction with coronary microvascular disease, myocardial infarction with coronary microvascular dysfunction, and myocardial infarction with non-obstructive coronary arteries (MINOCA) with microvascular disease.

10. Chapter 10: Diseases of the Respiratory System (J00-J99), U07.0

a. Chronic Obstructive Pulmonary Disease [COPD] and Asthma

1. Acute exacerbation of chronic obstructive bronchitis and asthma

The codes in categories J44 and J45 distinguish between uncomplicated cases and those in acute exacerbation. An acute exacerbation is a worsening or a decompensation of a chronic condition. An acute exacerbation is not equivalent to an infection superimposed on a chronic condition, though an exacerbation may be triggered by an infection.

b. Acute Respiratory Failure (See Figure 1.C.10.b)

1. Acute respiratory failure as principal diagnosis

A code from subcategory J96.0, Acute respiratory failure, or subcategory J96.2, Acute and chronic respiratory failure, may be assigned as a principal diagnosis when it is the condition established after study to be chiefly responsible for occasioning the admission to the hospital, and the selection is supported by the Alphabetic Index and Tabular List. However, chapter- specific coding guidelines (such as obstetrics, poisoning, HIV, newborn) that provide sequencing direction take precedence.

2. Acute respiratory failure as secondary diagnosis

Respiratory failure may be listed as a secondary diagnosis if it occurs after admission, or if it is present on admission, but does not meet the definition of principal diagnosis.

3. Sequencing of acute respiratory failure and another acute condition

When a patient is admitted with respiratory failure and another acute condition, (e.g., myocardial infarction, cerebrovascular accident, aspiration pneumonia), the principal diagnosis will not be the same in every situation. This applies whether the other acute condition is a respiratory or nonrespiratory condition.

Selection of the principal diagnosis will be dependent on the circumstances of admission. If both the respiratory failure and the other acute condition are equally responsible for occasioning the admission to the hospital, and there are no chapter-specific sequencing rules, the guideline regarding two or more diagnoses that equally meet the definition for principal diagnosis (*Section II, C.*) may be applied in these situations.

If the documentation is not clear as to whether acute respiratory failure and another condition are equally responsible for occasioning the admission, query the provider for clarification.

c. Influenza due to certain identified influenza viruses

Code only confirmed cases of influenza due to certain identified influenza viruses (category J09), and due to other identified influenza virus (category J10). This is an exception to the hospital inpatient guideline Section II, H. (Uncertain Diagnosis).

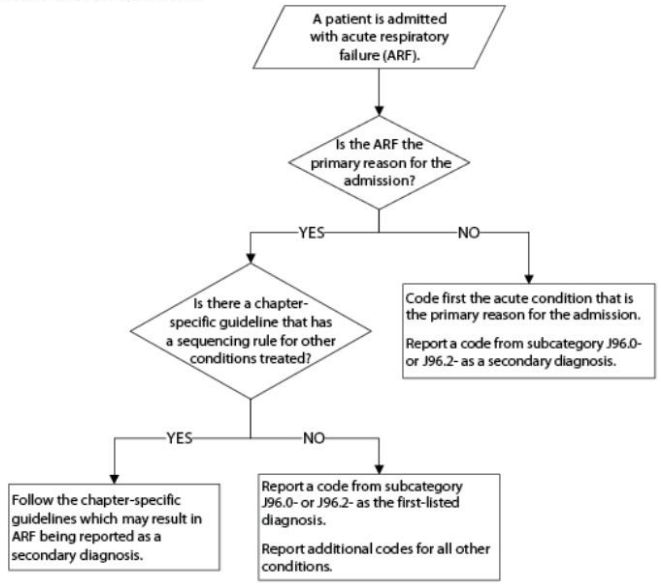

Figure I.C.10.b: Acute Respiratory Failure

In this context, "confirmation" does not require documentation of positive laboratory testing specific for avian or other novel influenza A or other identified influenza virus. However, coding should be based on the provider's diagnostic statement that the patient has avian influenza, or other novel influenza A, for category J09, or has another particular identified strain of influenza, such as H1N1 or H3N2, but not identified as novel or variant, for category J10.

If the provider records "suspected" or "possible" or "probable" avian influenza, or novel influenza, or other identified influenza, then the appropriate influenza code from category J11, Influenza due to unidentified influenza virus, should be assigned. A code from category J09, Influenza due to certain identified influenza viruses, should not be assigned nor should a code from category J10, Influenza due to other identified influenza virus.

d. Ventilator associated Pneumonia

1. Documentation of Ventilator associated Pneumonia

As with all procedural or postprocedural complications, code assignment is based on the provider's documentation of the relationship between the condition and the procedure.

Code J95.851, Ventilator associated pneumonia, should be assigned only when the provider has documented ventilator associated pneumonia (VAP). An additional code to identify the organism (e.g., Pseudomonas aeruginosa, code B96.5) should also be assigned. Do not assign an additional code from categories J12-J18 to identify the type of pneumonia.

Code J95.851 should not be assigned for cases where the patient has pneumonia and is on a mechanical ventilator and the provider has not specifically stated that the pneumonia is ventilator-associated pneumonia. If the documentation is unclear as to whether the patient has a pneumonia that is a complication attributable to the mechanical ventilator, query the provider.

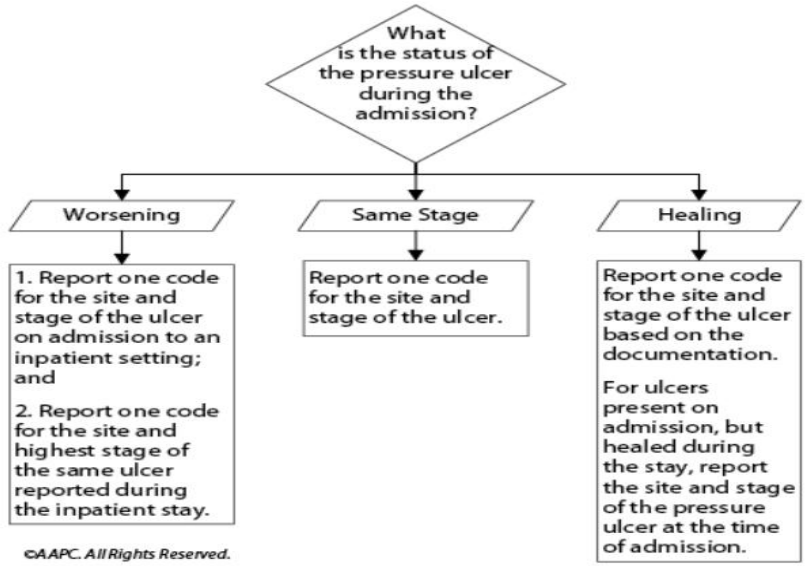

©AAPC. All Rights Reserved.

2. Ventilator associated Pneumonia Develops after Admission

A patient may be admitted with one type of pneumonia (e.g., code J13, Pneumonia due to Streptococcus pneumonia) and subsequently develop VAP. In this instance, the principal diagnosis would be the appropriate code from categories J12-J18 for the pneumonia diagnosed at the time of admission. Code J95.851, Ventilator associated pneumonia, would be assigned as an additional diagnosis when the provider has also documented the presence of ventilator associated pneumonia.

e. Vaping-related disorders

For patients presenting with condition(s) related to vaping, assign code U07.0, Vaping-related disorder, as the principal diagnosis. For lung injury due to vaping, assign only code U07.0. Assign additional codes for other manifestations, such as acute respiratory failure (subcategory J96.0-) or pneumonitis (code J68.0).

Associated respiratory signs and symptoms due to vaping, such as cough, shortness of breath, etc., are not coded separately, when a definitive diagnosis has been established. However, it would be appropriate to code separately any gastrointestinal symptoms, such as diarrhea and abdominal pain.

See Section I.C.1.g.1.c.i. for Pneumonia confirmed as due to COVID-19

11. Chapter 11: Diseases of the Digestive System (K00-K95)

Reserved for future guideline expansion.

12. Chapter 12: Diseases of the Skin and Subcutaneous Tissue (L00-L99)

a. Pressure ulcer stage codes (*See* Figure I.C.12.a)

1. Pressure ulcer stages

Codes in category L89, Pressure ulcer, identify the site and stage of the pressure ulcer.

The ICD-10-CM classifies pressure ulcer stages based on severity, which is designated by stages 1-4, deep tissue pressure injury, unspecified stage, and unstageable.

Assign as many codes from category L89 as needed to identify all the pressure ulcers the patient has, if applicable.

See Section I.B.14. for pressure ulcer stage documentation by clinicians other than patient's provider.

2. Unstageable pressure ulcers

Assignment of the code for unstageable pressure ulcer (L89.--0) should be based on the clinical documentation. These codes are used for pressure ulcers whose stage cannot be clinically determined (e.g., the ulcer is covered by eschar or has been treated with a skin or muscle graft). This code should not be confused with the codes for unspecified stage (L89.--9). When there is no documentation regarding the stage of the pressure ulcer, assign the appropriate code for unspecified stage (L89.-- 9).

If during an encounter, the stage of an unstageable pressure ulcer is revealed after debridement, assign only the code for the stage revealed following debridement.

3. Documented pressure ulcer stage

Assignment of the pressure ulcer stage code should be guided by clinical documentation of the stage or documentation of the terms found in the Alphabetic Index. For clinical terms describing the stage that are not found in the Alphabetic Index, and there is no documentation of the stage, the provider should be queried.

4. Patients admitted with pressure ulcers documented as healed

No code is assigned if the documentation states that the pressure ulcer is completely healed at the time of admission.

5. Pressure ulcers documented as healing

Pressure ulcers described as healing should be assigned the appropriate pressure ulcer stage code based on the documentation in the medical record. If the documentation does not provide information about the stage of the healing pressure ulcer, assign the appropriate code for unspecified stage.

If the documentation is unclear as to whether the patient has a current (new) pressure ulcer or if the patient is being treated for a healing pressure ulcer, query the provider.

For ulcers that were present on admission but healed at the time of discharge, assign the code for the site and stage of the pressure ulcer at the time of admission.

6. Patient admitted with pressure ulcer evolving into another stage during the admission

If a patient is admitted to an inpatient hospital with a pressure ulcer at one stage and it progresses to a higher stage, two separate codes should be assigned: one code for the site and stage of the ulcer on admission and a second code for the same ulcer site and the highest stage reported during the stay.

7. Pressure-induced deep tissue damage

For pressure-induced deep tissue damage or deep tissue pressure injury, assign only the appropriate code for pressure-induced deep tissue damage (L89.--6).

b. Non-Pressure Chronic Ulcers

1. Patients admitted with non-pressure ulcers documented as healed

No code is assigned if the documentation states that the non-pressure ulcer is completely healed at the time of admission.

2. Non-pressure ulcers documented as healing

Non-pressure ulcers described as healing should be assigned the appropriate non-pressure ulcer code based on the documentation in the medical record. If the documentation does not provide information about the severity of the healing non-pressure ulcer, assign the appropriate code for unspecified severity.

If the documentation is unclear as to whether the patient has a current (new) non-pressure ulcer or if the patient is being treated for a healing non-pressure ulcer, query the provider.

For ulcers that were present on admission but healed at the time of discharge, assign the code for the site and severity of the non- pressure ulcer at the time of admission.

3. Patient admitted with non-pressure ulcer that progresses to another severity level during the admission

If a patient is admitted to an inpatient hospital with a non- pressure ulcer at one severity level and it progresses to a higher severity level, two separate codes should be assigned: one code for the site and severity level of the ulcer on admission and a second code for the same ulcer site and the highest severity level reported during the stay.

See Section I.B.14. for pressure ulcer stage documentation by clinicians other than patient's provider

13. Chapter 13: Diseases of the Musculoskeletal System and Connective Tissue (M00-M99)

a. Site and laterality

Most of the codes within Chapter 13 have site and laterality designations. The site represents the bone, joint or the muscle involved.

1. Bone versus joint

For certain conditions, the bone may be affected at the upper or lower end, (e.g., avascular necrosis of bone, M87, Osteoporosis, M80, M81). Though the portion of the bone affected may be at the joint, the site designation will be the bone, not the joint.

2. *Multiple sites*

Codes describing specified sites are assigned individually by site when documented. When the specified site(s) are not documented, assign the appropriate code for "multiple sites."

b. Acute traumatic versus chronic or recurrent musculoskeletal conditions

Many musculoskeletal conditions are a result of previous injury or trauma to a site, or are recurrent conditions. Bone, joint or muscle conditions that are the result of a healed injury are usually found in chapter 13. Recurrent bone, joint or muscle conditions are also usually found in chapter 13. Any current, acute injury should be coded to the appropriate injury code from chapter 19. Chronic or recurrent conditions should generally be coded with a code from chapter 13. If it is difficult to determine from the documentation in the record which code is best to describe a condition, query the provider.

c. Coding of Pathologic Fractures (See Figure I.C.13.c)

7th character A is for use as long as the patient is receiving active treatment for the fracture. While the patient may be seen by a new or different provider over the course of treatment for a pathological fracture, assignment of the 7th character is based on whether the patient is undergoing active treatment and not whether the provider is seeing the patient for the first time.

7th character D is to be used for encounters after the patient has completed active treatment for the fracture and is receiving routine care for the fracture during the healing or recovery phase. The other 7th characters, listed under each subcategory in the Tabular List, are to be used for subsequent encounters for treatment of problems associated with the healing, such as malunions, nonunions, and sequelae.

Care for complications of surgical treatment for fracture repairs during the healing or recovery phase should be coded with the appropriate complication codes.
See Section I.C.19. Coding of traumatic fractures.

d. Osteoporosis

Osteoporosis is a systemic condition, meaning that all bones of the musculoskeletal system are affected. Therefore, site is not a component of the codes under category M81, Osteoporosis without current pathological fracture. The site codes under category M80, Osteoporosis with current pathological fracture, identify the site of the fracture, not the osteoporosis.

1. Osteoporosis without pathological fracture

Category M81, Osteoporosis without current pathological fracture, is for use for patients with osteoporosis who do not currently have a pathologic fracture due to the osteoporosis, even if they have had a fracture in the past. For patients with a history of osteoporosis fractures, status code Z87.310, Personal history of (healed) osteoporosis fracture, should follow the code from M81.

2. Osteoporosis with current pathological fracture

Category M80, Osteoporosis with current pathological fracture, is for patients who have a current pathologic fracture at the time of an encounter. The codes under M80 identify the site of the fracture. A code from category M80, not a traumatic fracture code, should be used for any patient with known osteoporosis who suffers a fracture, even if the patient had a minor fall or trauma, if that fall or trauma would not usually break a normal, healthy bone.

e. Multisystem Inflammatory Syndrome

See Section I.C.1.g.1.l. for Multisystem Inflammatory Syndrome

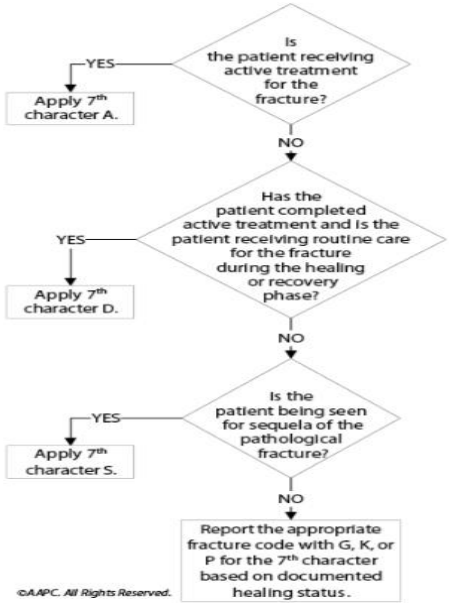

Figure I.C.13.c: Coding of Pathologic Fractures

14. Chapter 14: Diseases of Genitourinary System (N00-N99)

a. Chronic kidney disease

1. Stages of chronic kidney disease (CKD)

The ICD-10-CM classifies CKD based on severity. The severity of CKD is designated by stages 1-5. Stage 2, code N18.2, equates to mild CKD; stage 3, codes N18.30-N18.32, equate to moderate CKD; and stage 4, code N18.4, equates to severe CKD. Code N18.6, End stage renal disease (ESRD), is assigned when the provider has documented end-stage renal disease (ESRD).

If both a stage of CKD and ESRD are documented, assign code N18.6 only.

2. Chronic kidney disease and kidney transplant status

Patients who have undergone kidney transplant may still have some form of chronic kidney disease (CKD) because the kidney transplant may not fully restore kidney function. Therefore, the presence of CKD alone does not constitute a transplant complication. Assign the appropriate N18 code for the patient's stage of CKD and code Z94.0, Kidney transplant status. If a transplant complication such as failure or rejection or other transplant complication is documented, see section I.C.19.g for information on coding complications of a kidney transplant. If the documentation is unclear as to whether the patient has a complication of the transplant, query the provider.

3. Chronic kidney disease with other conditions

Patients with CKD may also suffer from other serious conditions, most commonly diabetes mellitus and hypertension. The sequencing of the CKD code in relationship to codes for other contributing conditions is based on the conventions in the Tabular List.

See I.C.9. Hypertensive chronic kidney disease.

See I.C.19. Chronic kidney disease and kidney transplant complications.

15. Chapter 15: Pregnancy, Childbirth, and the Puerperium (O00-O9A)

a. General Rules for Obstetric Cases

1. Codes from chapter 15 and sequencing priority (See Figure I.C.15.a.1)

Obstetric cases require codes from chapter 15, codes in the range O00-O9A, Pregnancy, Childbirth, and the Puerperium.

Chapter 15 codes have sequencing priority over codes from other chapters. Additional codes from other chapters may be used in conjunction with chapter 15 codes to further specify conditions.

Should the provider document that the pregnancy is incidental to the encounter, then code Z33.1, Pregnant state, incidental, should be used in place of any chapter 15 codes. It is the provider's responsibility to state that the condition being treated is not affecting the pregnancy.

2. Chapter 15 codes used only on the maternal record

Chapter 15 codes are to be used only on the maternal record, never on the record of the newborn.

3. Final character for trimester

The majority of codes in Chapter 15 have a final character indicating the trimester of pregnancy. The timeframes for the trimesters are indicated at the beginning of the chapter. If trimester is not a component of a code, it is because the condition always occurs in a specific trimester, or the concept of trimester of pregnancy is not applicable. Certain codes have characters for only certain trimesters because the condition does not occur in all trimesters, but it may occur in more than just one.

Assignment of the final character for trimester should be based on the provider's documentation of the trimester (or number of weeks) for the current admission/encounter. This applies to the assignment of trimester for pre-existing conditions as well as those that develop during or are due to the pregnancy. The provider's documentation of the number of weeks may be used to assign the appropriate code identifying the trimester.

Whenever delivery occurs during the current admission, and there is an "in childbirth" option for the obstetric complication being coded, the "in childbirth" code should be assigned. When the classification does not provide an obstetric code with an "in childbirth" option, it is appropriate to assign a code describing the current trimester.

4. Selection of trimester for inpatient admissions that encompass more than one trimester

In instances when a patient is admitted to a hospital for complications of pregnancy during one trimester and remains in the hospital into a subsequent trimester, the trimester character for the antepartum complication code should be assigned on the basis of the trimester when the complication developed, not the trimester of the discharge. If the condition developed prior to the current admission/encounter or represents a pre-existing condition, the trimester character for the trimester at the time of the admission/encounter should be assigned.

5. Unspecified trimester

Each category that includes codes for trimester has a code for "unspecified trimester." The "unspecified trimester" code should rarely be used, such as when the documentation in the record is insufficient to determine the trimester and it is not possible to obtain clarification.

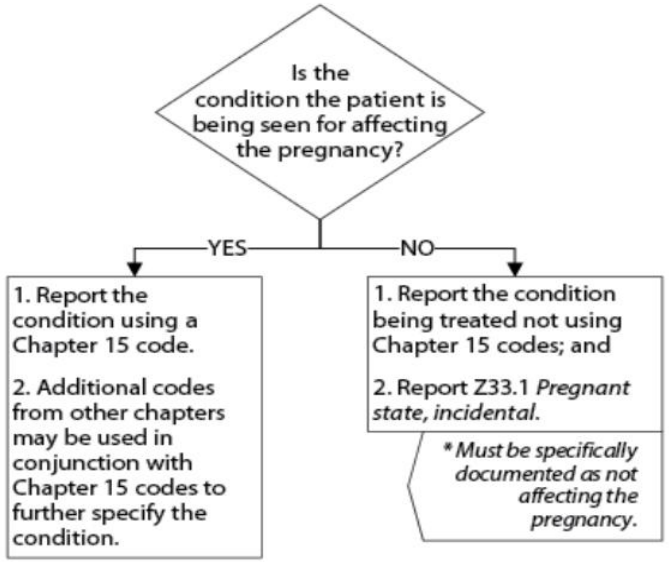

©AAPC. All Rights Reserved.

Figure I.C.15.a.1: Codes From Chapter 15 and Sequencing Priority (Coding for Pregnancy)

6. 7th character for fetus identification

Where applicable, a 7th character is to be assigned for certain categories (O31, O32, O33.3 - O33.6, O35, O36, O40, O41, O60.1, O60.2, O64, and O69) to identify the fetus for which the complication code applies.

Assign 7th character "0":

- For single gestations
- When the documentation in the record is insufficient to determine the fetus affected and it is not possible to obtain clarification.
- When it is not possible to clinically determine which fetus is affected.

7. Completed weeks of gestation

In ICD-10-CM, "completed" weeks of gestation refers to full weeks. For example, if the provider documents gestation at 39 weeks and 6 days, the code for 39 weeks of gestation should be assigned, as the patient has not yet reached 40 completed weeks.

b. Selection of OB Principal or First-listed Diagnosis

1. Routine outpatient prenatal visits

For routine outpatient prenatal visits when no complications are present, a code from category Z34, Encounter for supervision of normal pregnancy, should be used as the first-listed diagnosis. These codes should not be used in conjunction with chapter 15 codes.

2. Supervision of High-Risk Pregnancy

Codes from category O09, Supervision of high-risk pregnancy, are intended for use only during the prenatal period. For complications during the labor or delivery episode as a result of a high-risk pregnancy, assign the applicable complication codes from Chapter 15. If there are no complications during the labor or delivery episode, assign code O80, Encounter for full-term uncomplicated delivery.

For routine prenatal outpatient visits for patients with high-risk pregnancies, a code from category O09, Supervision of high-risk pregnancy, should be used as the first-listed diagnosis. Secondary chapter 15 codes may be used in conjunction with these codes if appropriate.

3. Episodes when no delivery occurs

In episodes when no delivery occurs, the principal diagnosis should correspond to the principal complication of the pregnancy which necessitated the encounter. Should more than one complication exist, all of which are treated or monitored, any of the complication codes may be sequenced first.

4. When a delivery occurs

When an obstetric patient is admitted and delivers during that admission, the condition that prompted the admission should be sequenced as the principal diagnosis. If multiple conditions prompted the admission, sequence the one most related to the delivery as the principal diagnosis. A code for any complication of the delivery should be assigned as an additional diagnosis. In cases of cesarean delivery, if the patient was admitted with a condition that resulted in the performance of a cesarean procedure, that condition should be selected as the principal diagnosis. If the reason for the admission was unrelated to the condition resulting in the cesarean delivery, the condition related to the reason for the admission should be selected as the principal diagnosis.

5. Outcome of delivery

A code from category Z37, Outcome of delivery, should be included on every maternal record when a delivery has occurred. These codes are not to be used on subsequent records or on the newborn record.

c. Pre-existing conditions versus conditions due to the pregnancy

Certain categories in Chapter 15 distinguish between conditions of the mother that existed prior to pregnancy (pre-existing) and those that are a direct result of pregnancy. When assigning codes from Chapter 15, it is important to assess if a condition was pre-existing prior to pregnancy or developed during or due to the pregnancy in order to assign the correct code.

Categories that do not distinguish between pre-existing and pregnancy- related conditions may be used for either. It is acceptable to use codes specifically for the puerperium with codes complicating pregnancy and childbirth if a condition arises postpartum during the delivery encounter.

d. Pre-existing hypertension in pregnancy (See Figure I.C.15.g)

Category O10, Pre-existing hypertension complicating pregnancy, childbirth and the puerperium, includes codes for hypertensive heart and hypertensive chronic kidney disease. When assigning one of the O10 codes that includes hypertensive heart disease or hypertensive chronic kidney disease, it is necessary to add a secondary code from the appropriate hypertension category to specify the type of heart failure or chronic kidney disease.
See Section I.C.9. Hypertension.

e. Fetal Conditions Affecting the Management of the Mother

1. Codes from categories O35 and O36

Codes from categories O35, Maternal care for known or suspected fetal abnormality and damage, and O36, Maternal care for other fetal problems, are assigned only when the fetal condition is actually responsible for modifying the management of the mother, i.e., by requiring diagnostic studies, additional observation, special care, or termination of pregnancy. The fact that the fetal condition exists does not justify assigning a code from this series to the mother's record.

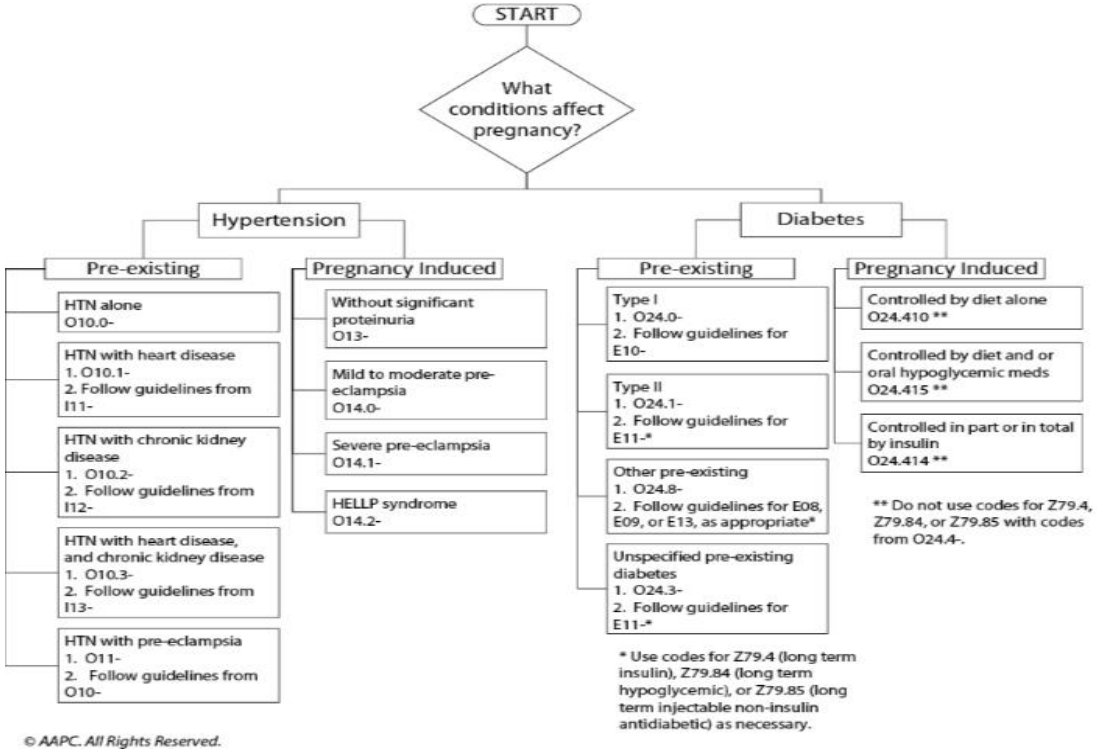

© AAPC. All Rights Reserved.

Figure I.C.15.g: Conditions Affecting Pregnancy

2. In utero surgery

In cases when surgery is performed on the fetus, a diagnosis code from category O35, Maternal care for known or suspected fetal abnormality and damage, should be assigned identifying the fetal condition. Assign the appropriate procedure code for the procedure performed.

No code from Chapter 16, the perinatal codes, should be used on the mother's record to identify fetal conditions. Surgery performed in utero on a fetus is still to be coded as an obstetric encounter.

f. HIV Infection in Pregnancy, Childbirth and the Puerperium

During pregnancy, childbirth or the puerperium, a patient admitted because of an HIV-related illness should receive a principal diagnosis from subcategory O98.7-, Human immunodeficiency [HIV] disease complicating pregnancy, childbirth and the puerperium, followed by the code(s) for the HIV-related illness(es).

Patients with asymptomatic HIV infection status admitted during pregnancy, childbirth, or the puerperium should receive codes of O98.7- and Z21, Asymptomatic human immunodeficiency virus [HIV]infection status.

g. Diabetes mellitus in pregnancy (*See Figure I.C.15.g*)

Diabetes mellitus is a significant complicating factor in pregnancy. Pregnant patients who are diabetic should be assigned a code from category O24, Diabetes mellitus in pregnancy, childbirth, and the puerperium, first, followed by the appropriate diabetes code(s) (E08-E13) from Chapter 4.

h. Long term use of insulin and oral hypoglycemics

See section I.C.4.a.3 for information on the long-term use of insulin and oral hypoglycemics.

i. Gestational (pregnancy induced) diabetes (*See Figure I.C.15.g*)

Gestational (pregnancy induced) diabetes can occur during the second and third trimester of pregnancy in patients who were not diabetic prior to pregnancy. Gestational diabetes can cause complications in the pregnancy similar to those of pre-existing diabetes mellitus. It also puts the patient at greater risk of developing diabetes after the pregnancy.

Codes for gestational diabetes are in subcategory O24.4, Gestational diabetes mellitus. No other code from category O24, Diabetes mellitus in pregnancy, childbirth, and the puerperium, should be used with a code from O24.4.

The codes under subcategory O24.4 include diet controlled, insulin controlled, and controlled by oral hypoglycemic drugs. If a patient with gestational diabetes is treated with both diet and insulin, only the code for insulin-controlled is required. If a patient with gestational diabetes is treated with both diet and oral hypoglycemic medications, only the code for "controlled by oral hypoglycemic drugs" is required. Codes Z79.4, Long-term (current) use of insulin, Z79.84, Long-term (current) use of oral hypoglycemic drugs, and Z79.85, Long-term (current) use of injectable non-insulin antidiabetic drugs, should not be assigned with codes from subcategory O24.4.

An abnormal glucose tolerance in pregnancy is assigned a code from subcategory O99.81, Abnormal glucose complicating pregnancy, childbirth, and the puerperium.

j. Sepsis and septic shock complicating abortion, pregnancy, childbirth and the puerperium

When assigning a chapter 15 code for sepsis complicating abortion, pregnancy, childbirth, and the puerperium, a code for the specific type of infection should be assigned as an additional diagnosis. If severe sepsis is present, a code from subcategory R65.2, Severe sepsis, and code(s) for associated organ dysfunction(s) should also be assigned as additional diagnoses.

k. Puerperal sepsis

Code O85, Puerperal sepsis, should be assigned with a secondary code to identify the causal organism (e.g., for a bacterial infection, assign a code from category B95-B96, Bacterial infections in conditions classified elsewhere). A code from category A40, Streptococcal sepsis, or A41, Other sepsis, should not be used for puerperal sepsis. If applicable, use additional codes to identify severe sepsis (R65.2-) and any associated acute organ dysfunction.

Code O85 should not be assigned for sepsis following an obstetrical procedure (See Section I.C.1.d.5.b., Sepsis due to a postprocedural infection).

l. Alcohol, tobacco and drug use during pregnancy, childbirth and the puerperium

1. Alcohol use during pregnancy, childbirth and the puerperium

Codes under subcategory O99.31, Alcohol use complicating pregnancy, childbirth, and the puerperium, should be assigned for any pregnancy case when a patient uses alcohol during the pregnancy or postpartum. A secondary code from category F10, Alcohol related disorders, should also be assigned to identify manifestations of the alcohol use.

2. Tobacco use during pregnancy, childbirth and the puerperium

Codes under subcategory O99.33, Smoking (tobacco) complicating pregnancy, childbirth, and the puerperium, should be assigned for any pregnancy case when a patient uses any type of tobacco product during the pregnancy or postpartum.

A secondary code from category F17, Nicotine dependence, should also be assigned to identify the type of nicotine dependence.

3. Drug use during pregnancy, childbirth and the puerperium

Codes under subcategory O99.32, Drug use complicating pregnancy, childbirth, and the puerperium, should be assigned for any pregnancy case when a patient uses drugs during the pregnancy or postpartum. This can involve illegal drugs, or inappropriate use or abuse of prescription drugs. Secondary code(s) from categories F11-F16 and F18-F19 should also be assigned to identify manifestations of the drug use.

m. Poisoning, toxic effects, adverse effects and underdosing in a pregnant patient

A code from subcategory O9A.2, Injury, poisoning and certain other consequences of external causes complicating pregnancy, childbirth, and the puerperium, should be sequenced first, followed by the appropriate injury, poisoning, toxic effect, adverse effect or underdosing code, and then the additional code(s) that specifies the condition caused by the poisoning, toxic effect, adverse effect or underdosing.

See Section I.C.19. Adverse effects, poisoning, underdosing and toxic effects.

n. Normal Delivery, Code O80

1. Encounter for full term uncomplicated delivery

Code O80 should be assigned when a patient is admitted for a full-term normal delivery and delivers a single, healthy infant without any complications antepartum, during the delivery, or postpartum during the delivery episode. Code O80 is always a principal diagnosis. It is not to be used if any other code from chapter 15 is needed to describe a current complication of the antenatal, delivery, or postnatal period. Additional codes from other chapters may be used with code O80 if they are not related to or are in any way complicating the pregnancy.

2. Uncomplicated delivery with resolved antepartum complication

Code O80 may be used if the patient had a complication at some point during the pregnancy, but the complication is not present at the time of the admission for delivery.

3. Outcome of delivery for O80

Z37.0, Single live birth, is the only outcome of delivery code appropriate for use with O80.

o. The Peripartum and Postpartum Periods

1. Peripartum and Postpartum periods

The postpartum period begins immediately after delivery and continues for six weeks following delivery. The peripartum period is defined as the last month of pregnancy to five months postpartum.

2. Peripartum and postpartum complication

A postpartum complication is any complication occurring within the six-week period.

3. Pregnancy-related complications after 6-week period

Chapter 15 codes may also be used to describe pregnancy-related complications after the peripartum or postpartum period if the provider documents that a condition is pregnancy related.

4. Admission for routine postpartum care following delivery outside hospital

When the mother delivers outside the hospital prior to admission and is admitted for routine postpartum care and no complications are noted, code Z39.0, Encounter for care and examination of mother immediately after delivery, should be assigned as the principal diagnosis.

5. Pregnancy associated cardiomyopathy

Pregnancy associated cardiomyopathy, code O90.3, is unique in that it may be diagnosed in the third trimester of pregnancy but may continue to progress months after delivery. For this reason, it is referred to as peripartum cardiomyopathy. Code O90.3 is only for use when the cardiomyopathy develops as a result of pregnancy in a patient who did not have pre-existing heart disease.

p. Code O94, Sequelae of complication of pregnancy, childbirth, and the puerperium

1. Code O94

Code O94, Sequelae of complication of pregnancy, childbirth, and the puerperium, is for use in those cases when an initial complication of a pregnancy develops a sequela or sequelae requiring care or treatment at a future date.

2. After the initial postpartum period

This code may be used at any time after the initial postpartum period.

3. Sequencing of Code O94

This code, like all sequela codes, is to be sequenced following the code describing the sequelae of the complication.

q. Termination of Pregnancy and Spontaneous abortions

1. Abortion with Liveborn Fetus

When an attempted termination of pregnancy results in a liveborn fetus, assign code Z33.2, Encounter for elective termination of pregnancy and a code from category Z37, Outcome of Delivery.

2. Retained Products of Conception following an abortion

Subsequent encounters for retained products of conception following a spontaneous abortion or elective termination of pregnancy, without complications are assigned O03.4, Incomplete spontaneous abortion without complication, or code O07.4, Failed attempted termination of pregnancy without complication. This advice is appropriate even when the patient was discharged previously with a discharge diagnosis of complete abortion. If the patient has a specific complication associated with the spontaneous abortion or elective termination of pregnancy in addition to retained products of conception, assign the appropriate complication code (e.g., O03.-, O04.-, O07.-) instead of code O03.4 or O07.4.

3. Complications leading to abortion

Codes from Chapter 15 may be used as additional codes to identify any documented complications of the pregnancy in conjunction with codes in categories in O04, O07 and O08.

4. Hemorrhage following elective abortion

For hemorrhage post elective abortion, assign code O04.6, Delayed or excessive hemorrhage following (induced) termination of pregnancy. Do not assign code O72.1, Other immediate postpartum hemorrhage, as this code should not be assigned for post abortion conditions.

r. Abuse in a pregnant patient

For suspected or confirmed cases of abuse of a pregnant patient, a code(s) from subcategories O9A.3, Physical abuse complicating pregnancy, childbirth, and the puerperium, O9A.4, Sexual abuse complicating pregnancy, childbirth, and the puerperium, and O9A.5, Psychological abuse complicating pregnancy, childbirth, and the puerperium, should be sequenced first, followed by the appropriate codes (if applicable) to identify any associated current injury due to physical abuse, sexual abuse, and the perpetrator of abuse.

See Section I.C.19. Adult and child abuse, neglect and other maltreatment.

s. COVID-19 infection in pregnancy, childbirth, and the puerperium

During pregnancy, childbirth or the puerperium, when COVID-19 is the reason for admission/encounter, code O98.5-, Other viral diseases complicating pregnancy, childbirth and the puerperium, should be sequenced as the principal/first-listed diagnosis, and code U07.1, COVID-19, and the appropriate codes for associated manifestation(s) should be assigned as additional diagnoses. Codes from Chapter 15 always take sequencing priority.

If the reason for admission/encounter is unrelated to COVID-19 but the patient **has been diagnosed with** for COVID-19 during the admission/encounter, the appropriate code for the reason for admission/encounter should be sequenced as the principal/first-listed diagnosis, and codes O98.5- and U07.1, as well as the appropriate codes for associated COVID-19 manifestations, should be assigned as additional diagnoses.

16. Chapter 16: Certain Conditions Originating in the Perinatal Period (P00-P96)

For coding and reporting purposes the perinatal period is defined as before birth through the 28th day following birth. The following guidelines are provided for reporting purposes.

a. General Perinatal Rules

1. Use of Chapter 16 Codes

Codes in this chapter are never for use on the maternal record. Codes from Chapter 15, the obstetric chapter, are never permitted on the newborn record. Chapter 16 codes may be used throughout the life of the patient if the condition is still present.

2. Principal Diagnosis for Birth Record

When coding the birth episode in a newborn record, assign a code from category Z38, Liveborn infants according to place of birth and type of delivery, as the principal diagnosis. A code from category Z38 is assigned only once, to a newborn at the time of birth. If a newborn is transferred to another institution, a code from category Z38 should not be used at the receiving hospital.

A code from category Z38 is used only on the newborn record, not on the mother's record.

3. Use of Codes from other Chapters with Codes from Chapter 16

Codes from other chapters may be used with codes from chapter 16 if the codes from the other chapters provide more specific detail. Codes for signs and symptoms may be assigned when a definitive diagnosis has not been established. If the reason for the encounter is a perinatal condition, the code from chapter 16 should be sequenced first.

4. Use of Chapter 16 Codes after the Perinatal Period

Should a condition originate in the perinatal period, and continue throughout the life of the patient, the perinatal code should continue to be used regardless of the patient's age.

5. Birth process or community acquired conditions

If a newborn has a condition that may be either due to the birth process or community acquired and the documentation does not indicate which it is, the default is due to the birth process and the code from Chapter 16 should be used. If the condition is community-acquired, a code from Chapter 16 should not be assigned.

For COVID-19 infection in a newborn, see guideline I.C.16.h.

6. Code all clinically significant conditions

All clinically significant conditions noted on routine newborn examination should be coded. A condition is clinically significant if it requires:

- clinical evaluation; or
- therapeutic treatment; or
- diagnostic procedures; or
- extended length of hospital stay; or
- increased nursing care and/or monitoring; or
- has implications for future health care needs

Note: The perinatal guidelines listed above are the same as the general coding guidelines for "additional diagnoses," except for the final point regarding implications for future health care needs. Codes should be assigned for conditions that have been specified by the provider as having implications for future health care needs.

b. Observation and Evaluation of Newborns for Suspected Conditions not Found

1. Use of Z05 codes

Assign a code from category Z05, Observation and evaluation of newborn for suspected diseases and conditions ruled out, to identify those instances when a healthy newborn is evaluated for a suspected condition/disease that is determined after study not to be present. Do not use a code from category Z05 when the patient is documented to have signs or symptoms of a suspected problem; in such cases code the sign or symptom.

2. Z05 on other than the birth record

A code from category Z05 may also be assigned as a principal or first-listed code for readmissions or encounters when the code from category Z38 code no longer applies. Codes from category Z05 are for use only for healthy newborns and infants for which no condition after study is found to be present.

3. Z05 on a birth record

A code from category Z05 is to be used as a secondary code after the code from category Z38, Liveborn infants according to place of birth and type of delivery.

c. Coding Additional Perinatal Diagnoses

1. Assigning codes for conditions that require treatment

Assign codes for conditions that require treatment or further investigation, prolong the length of stay, or require resource utilization.

2. Codes for conditions specified as having implications for future health care needs

Assign codes for conditions that have been specified by the provider as having implications for future health care needs.

Note: This guideline should not be used for adult patients.

d. Prematurity and Fetal Growth Retardation

Providers utilize different criteria in determining prematurity. A code for prematurity should not be assigned unless it is documented.

Assignment of codes in categories P05, Disorders of newborn related to slow fetal growth and fetal malnutrition, and P07, Disorders of newborn related to short gestation and low birth weight, not elsewhere classified, should be based on the recorded birth weight and estimated gestational age.

When both birth weight and gestational age are available, two codes from category P07 should be assigned, with the code for birth weight sequenced before the code for gestational age.

e. Low birth weight and immaturity status

Codes from category P07, Disorders of newborn related to short gestation and low birth weight, not elsewhere classified, are for use for a child or adult who was premature or had a low birth weight as a newborn and this is affecting the patient's current health status.

See Section I.C.21. Factors influencing health status and contact with health services, Status.

f. Bacterial Sepsis of Newborn

Category P36, Bacterial sepsis of newborn, includes congenital sepsis. If a perinate is documented as having sepsis without documentation of congenital or community acquired, the default is congenital and a code from category P36 should be assigned. If the P36 code includes the causal organism, an additional code from category B95, Streptococcus, Staphylococcus, and Enterococcus as the cause of diseases classified elsewhere, or B96, Other bacterial agents as the cause of diseases classified elsewhere, should not be assigned. If the P36 code does not include the causal organism, assign an additional code from category B96. If applicable, use additional codes to identify severe sepsis (R65.2-) and any associated acute organ dysfunction.

g. Stillbirth

Code P95, Stillbirth, is only for use in institutions that maintain separate records for stillbirths. No other code should be used with P95. Code P95 should not be used on the mother's record.

h. COVID-19 Infection in Newborn

For a newborn that tests positive for COVID-19, assign code U07.1, COVID-19, and the appropriate codes for associated manifestation(s) in neonates/newborns in the absence of documentation indicating a specific type of transmission. For a newborn that tests positive for COVID-19 and the provider documents the condition was contracted in utero or during the birth process, assign codes P35.8, Other congenital viral diseases, and U07.1, COVID-19. When coding the birth episode in a newborn record, the appropriate code from category Z38, Liveborn infants according to place of birth and type of delivery, should be assigned as the principal diagnosis.

17. Chapter 17: Congenital malformations, deformations, and chromosomal abnormalities (*Q00-QA1*)

Assign an appropriate code(s) from categories Q00-QA1, Congenital malformations, deformations, and chromosomal abnormalities when a malformation/deformation or chromosomal abnormality is documented. A malformation/deformation/or chromosomal abnormality may be the principal/first-listed diagnosis on a record or a secondary diagnosis.

When a malformation/deformation or chromosomal abnormality does not have a unique code assignment, assign additional code(s) for any manifestations that may be present.

When the code assignment specifically identifies the malformation/deformation or chromosomal abnormality, manifestations that are an inherent component of the anomaly should not be coded separately. Additional codes should be assigned for manifestations that are not an inherent component.

Codes from Chapter 17 may be used throughout the life of the patient. If a congenital malformation or deformity has been corrected, a personal history code should be used to identify the history of the malformation or deformity. Although present at birth, a malformation/deformation/or chromosomal abnormality may not be identified until later in life. Whenever the condition is diagnosed by the provider, it is appropriate to assign a code from codes Q00- QA1. For the birth admission, the appropriate code from category Z38, Liveborn infants, according to place of birth and type of delivery, should be sequenced as the principal diagnosis, followed by any congenital anomaly codes, Q00- QA1.

18. Chapter 18: Symptoms, signs, and abnormal clinical and laboratory findings, not elsewhere classified (R00-R99)

Chapter 18 includes symptoms, signs, abnormal results of clinical or other investigative procedures, and ill-defined conditions regarding which no diagnosis classifiable elsewhere is recorded. Signs and symptoms that point to a specific diagnosis have been assigned to a category in other chapters of the classification.

a. Use of symptom codes

Codes that describe symptoms and signs are acceptable for reporting purposes when a related definitive diagnosis has not been established (confirmed) by the provider.

b. Use of a symptom code with a definitive diagnosis code

Codes for signs and symptoms may be reported in addition to a related definitive diagnosis when the sign or symptom is not routinely associated with that diagnosis, such as the various signs and symptoms associated with complex syndromes. The definitive diagnosis code should be sequenced before the symptom code.

Signs or symptoms that are associated routinely with a disease process should not be assigned as additional codes, unless otherwise instructed by the classification.

c. Combination codes that include symptoms

ICD-10-CM contains a number of combination codes that identify both the definitive diagnosis and common symptoms of that diagnosis. When using one of these combination codes, an additional code should not be assigned for the symptom.

d. Repeated falls

Code R29.6, Repeated falls, is for use for encounters when a patient has recently fallen and the reason for the fall is being investigated.

Code Z91.81, History of falling, is for use when a patient has fallen in the past and is at risk for future falls. When appropriate, both codes R29.6 and Z91.81 may be assigned together.

e. Coma

Code R40.20, Unspecified coma, should be assigned when the underlying cause of the coma is not known, or the cause is a traumatic brain injury and the coma scale is not documented in the medical record.

Do not report codes for unspecified coma, individual or total Glasgow coma scale scores for a patient with a medically induced coma or a sedated patient.

1) Coma Scale

The coma scale codes (R40.21- to R40.24-) can be used in conjunction with traumatic brain injury codes. These codes cannot be used with code R40.2A, Nontraumatic coma due to underlying condition. They are primarily for use by trauma registries, but they may be used in any setting where this information is collected. The coma scale codes should be sequenced after the diagnosis code(s).

These codes, one from each subcategory, are needed to complete the scale. The 7th character indicates when the scale was recorded. The 7th character should match for all three codes.

At a minimum, report the initial score documented on presentation at your facility. This may be a score from the emergency medicine technician (EMT) or in the emergency department. If desired, a facility may choose to capture multiple coma scale scores.

Assign code R40.24-, Glasgow coma scale, total score, when only the total score is documented in the medical record and not the individual score(s).

If multiple coma scores are captured within the first 24 hours after hospital admission, assign only the code for the score at the time of admission. ICD-10-CM does not classify coma scores that are reported after admission but less than 24 hours later.

*See **Section I.B.14. for coma scale documentation by clinicians other than patient's provider***

f. Functional quadriplegia

GUIDELINE HAS BEEN DELETED EFFECTIVE OCTOBER 1, 2017.

g. SIRS due to Non-Infectious Process

The systemic inflammatory response syndrome (SIRS) can develop as a result of certain non-infectious disease processes, such as trauma, malignant neoplasm, or pancreatitis. When SIRS is documented with a noninfectious condition, and no subsequent infection is documented, the code for the underlying condition, such as an injury, should be assigned, followed by code R65.10, Systemic inflammatory response syndrome (SIRS) of non-infectious origin without acute organ dysfunction, or code R65.11, Systemic inflammatory response syndrome (SIRS) of non-infectious origin with acute organ dysfunction. If an associated acute organ dysfunction is documented, the appropriate code(s) for the specific type of organ dysfunction(s) should be assigned in addition to code R65.11. If acute organ dysfunction is documented, but it cannot be determined if the acute organ dysfunction is associated with SIRS or due to another condition (e.g., directly due to the trauma), the provider should be queried.

h. Death NOS

Code R99, Ill-defined and unknown cause of mortality, is only for use in the very limited circumstance when a patient who has already died is brought into an emergency department or other healthcare facility and is pronounced dead upon arrival. It does not represent the discharge disposition of death.

i. NIHSS Stroke Scale

The NIH stroke scale (NIHSS) codes (R29.7- -) can be used in conjunction with acute stroke codes (I60-I63) to identify the patient's neurological status and the severity of the stroke. The stroke scale codes should be sequenced after the acute stroke diagnosis code(s).

At a minimum, report the initial score documented. If desired, a facility may choose to capture multiple stroke scale scores.

See Section I.B.14. for NIHSS stroke scale documentation by clinicians other than patient's provider

19. Chapter 19: Injury, poisoning, and certain other consequences of external causes (S00-T88)

a. Application of 7th Characters in Chapter 19

Most categories in chapter 19 have a 7th character requirement for each applicable code. Most categories in this chapter have three 7th character values (with the exception of fractures): A, initial encounter, D, subsequent encounter and S, sequela. Categories for traumatic fractures have additional 7th character values. While the patient may be seen by a new or different provider over the course of treatment for an injury, assignment of the 7th character is based on whether the patient is undergoing active treatment and not whether the provider is seeing the patient for the first time.

For complication codes, active treatment refers to treatment for the condition described by the code, even though it may be related to an earlier precipitating problem. For example, code T84.50XA, Infection and inflammatory reaction due to unspecified internal joint prosthesis, initial encounter, is used when active treatment is provided for the infection, even though the condition relates to the prosthetic device, implant or graft that was placed at a previous encounter.

7th character "A", initial encounter is used for each encounter where the patient is receiving active treatment for the condition.

7th character "D" subsequent encounter is used for encounters after the patient has completed active treatment of the condition and is receiving routine care for the condition during the healing or recovery phase.

The aftercare Z codes should not be used for aftercare for conditions such as injuries or poisonings, where 7th characters are provided to identify subsequent care. For example, for aftercare of an injury, assign the acute injury code with the 7th character "D" (subsequent encounter).

7th character "S", sequela, is for use for complications or conditions that arise as a direct result of a condition, such as scar formation after a burn. The scars are sequelae of the burn. When using 7th character "S", it is necessary to use both the injury code that precipitated the sequela and the code for the sequela itself. The "S" is added only to the injury code, not the sequela code. The 7th character "S" identifies the injury responsible for the sequela. The specific type of sequela (e.g. scar) is sequenced first, followed by the injury code.

See Section I.B.10. Sequelae, (Late Effects)

b. Coding of Injuries

When coding injuries, assign separate codes for each injury unless a combination code is provided, in which case the combination code is assigned. Codes from category T07, Unspecified multiple injuries should not be assigned in the inpatient setting unless information for a more specific code is not available. Traumatic injury codes (S00- T14.9) are not to be used for normal, healing surgical wounds or to identify complications of surgical wounds.

The code for the most serious injury, as determined by the provider and the focus of treatment, is sequenced first.

1. Superficial injuries

Superficial injuries such as abrasions or contusions are not coded when associated with more severe injuries of the same site.

2. Primary injury with damage to nerves/blood vessels

When a primary injury results in minor damage to peripheral nerves or blood vessels, the primary injury is sequenced first with additional code(s) for injuries to nerves and spinal cord (such as category S04), and/or injury to blood vessels (such as category S15). When the primary injury is to the blood vessels or nerves, that injury should be sequenced first.

3. Iatrogenic injuries

Injury codes from Chapter 19 should not be assigned for injuries that occur during, or as a result of, a medical intervention. Assign the appropriate complication code(s).

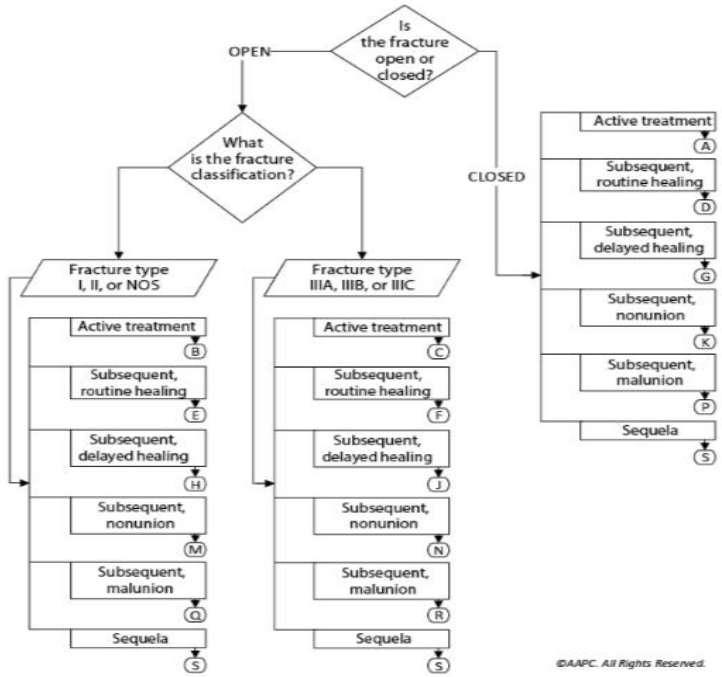

Figure I.C.19.c: Coding of Traumatic Fractures

c. Coding of Traumatic Fractures (See Figure I.C.19.c)

The principles of multiple coding of injuries should be followed in coding fractures. Fractures of specified sites are coded individually by site in accordance with both the provisions within categories S02, S12, S22, S32, S42, S49, S52, S59, S62, S72, S79, S82, S89, S92 and the level of detail furnished by medical record content.

A fracture not indicated as open or closed should be coded to closed. A fracture not indicated whether displaced or not displaced should be coded to displaced.

More specific guidelines are as follows:

1. Initial vs. subsequent encounter for fractures

Traumatic fractures are coded using the appropriate 7th character for initial encounter (A, B, C) for each encounter where the patient is receiving active treatment for the fracture. The appropriate 7th character for initial encounter should also be assigned for a patient who delayed seeking treatment for the fracture or nonunion.

Fractures are coded using the appropriate 7th character for subsequent care for encounters after the patient has completed active treatment of the fracture and is receiving routine care for the fracture during the healing or recovery phase.

Care for complications of surgical treatment for fracture repairs during the healing or recovery phase should be coded with the appropriate complication codes.

Care of complications of fractures, such as malunion and nonunion, should be reported with the appropriate 7th character for subsequent care with nonunion (K, M, N,) or subsequent care with malunion (P, Q, R).

Malunion/nonunion: The appropriate 7th character for initial encounter should also be assigned for a patient who delayed seeking treatment for the fracture or nonunion.

The open fracture designations in the assignment of the 7th character for fractures of the forearm, femur and lower leg, including ankle are based on the Gustilo open fracture classification. When the Gustilo classification type is not specified for an open fracture, the 7th character for open fracture type I or II should be assigned (B, E, H, M, Q).

A code from category M80, not a traumatic fracture code, should be used for any patient with known osteoporosis who suffers a fracture, even if the patient had a minor fall or trauma, if that fall or trauma would not usually break a normal, healthy bone.

See Section I.C.13. Osteoporosis.

The aftercare Z codes should not be used for aftercare for traumatic fractures. For aftercare of a traumatic fracture, assign the acute fracture code with the appropriate 7th character.

2. Multiple fractures sequencing

Multiple fractures are sequenced in accordance with the severity of the fracture.

3. Physeal fractures

For physeal fractures, assign only the code identifying the type of physeal fracture. Do not assign a separate code to identify the specific bone that is fractured.

d. Coding of Burns and Corrosions

The ICD-10-CM makes a distinction between burns and corrosions. The burn codes are for thermal burns, except sunburns, that come from a heat source, such as a fire or hot appliance. The burn codes are also for burns resulting from electricity and radiation. Corrosions are burns due to chemicals. The guidelines are the same for burns and corrosions.

Current burns (T20-T25) are classified by depth, extent and by agent (X code). Burns are classified by depth as first degree (erythema), second degree (blistering), and third degree (full-thickness involvement).

Burns of the eye and internal organs (T26-T28) are classified by site, but not by degree.

1. Sequencing of burn and related condition codes

Sequence first the code that reflects the highest degree of burn when more than one burn is present.

a. When the reason for the admission or encounter is for treatment of external multiple burns, sequence first the code that reflects the burn of the highest degree.

b. When a patient has both internal and external burns, the circumstances of admission govern the selection of the principal diagnosis or first-listed diagnosis.

c. When a patient is admitted for burn injuries and other related conditions such as smoke inhalation and/or respiratory failure, the circumstances of admission govern the selection of the principal or first-listed diagnosis.

2. **Burns of the same anatomic site**

   Classify burns of the same anatomic site and on the same side but of different degrees to the subcategory identifying the highest degree recorded in the diagnosis (e.g., for second and third degree burns of right thigh, assign only code T24.311-).

3. **Non-healing burns**

   Non-healing burns are coded as acute burns.

   Necrosis of burned skin should be coded as a non-healed burn.

4. **Infected burn**

   For any documented infected burn site, use an additional code for the infection.

5. **Assign separate codes for each burn site**

   When coding burns, assign separate codes for each burn site. Category T30, Burn and corrosion, body region unspecified is extremely vague and should rarely be used.

   Codes for burns of "multiple sites" should only be assigned when the medical record documentation does not specify the individual sites.

6. **Burns and corrosions classified according to extent of body surface involved**

   Assign codes from category T31, Burns classified according to extent of body surface involved, or T32, Corrosions classified according to extent of body surface involved, for acute burns or corrosions when the site of the burn or corrosion is not specified or when there is a need for additional data. It is advisable to use category T31 as additional coding when needed to provide data for evaluating burn mortality, such as that needed by burn units. It is also advisable to use category T31 as an additional code for reporting purposes when there is mention of a third-degree burn involving 20 percent or more of the body surface. Codes from categories T31 and T32 should not be used for sequelae of burns or corrosions.

   Categories T31 and T32 are based on the classic "rule of nines" in estimating body surface involved: head and neck are assigned nine percent, each arm nine percent, each leg 18 percent, the anterior trunk 18 percent, posterior trunk 18 percent, and genitalia one percent. Providers may change these percentage assignments where necessary to accommodate infants and children who have proportionately larger heads than adults, and patients who have large buttocks, thighs, or abdomen that involve burns.

7. **Encounters for treatment of sequela of burns**

   Encounters for the treatment of the late effects of burns or corrosions (i.e., scars or joint contractures) should be coded with a burn or corrosion code with the 7th character "S" for sequela.

8. **Sequelae with a late effect code and current burn**

   When appropriate, both a code for a current burn or corrosion with 7th character "A" or "D" and a burn or corrosion code with 7th character "S" may be assigned on the same record (when both a current burn and sequelae of an old burn exist). Burns and corrosions do not heal at the same rate and a current healing wound may still exist with sequela of a healed burn or corrosion.

Table I.C.19.e: Adverse Effect, Poisoning, Underdosing, and Toxic Effects

Condition and Definition	Coding
Adverse effect – drug has been correctly prescribed and properly administered	1. Nature of the adverse effect (tachycardia, delirium, etc.); and 2. Adverse effect (T36-T50 with 5th or 6th character 5).
Poisoning – improper use of a drug	1. Poisoning code (T36-T50). The 5th or 6th character identifies the associated intent; and 2. All manifestations of poisoning; and 3. Abuse or dependence of the substance (if applicable).
Underdosing – taking less of a medication than is prescribed by a provider or a manufacturer's instruction	1. Condition caused by the underdosing; and 2. Underdosing code (T36-T50 with 5th or 6th character 6); and 3. Noncompliance (Z91.12-, Z91.13-) or complication of care (Y63.6-Y63.9) codes, if known.
Toxic effects – when a harmful substance is ingested or comes in contact with a person	1. Toxic effect code (T51-T65). These codes include associated intent.

See Section I.B.10. Sequela (Late Effects)

9. Use of an external cause code with burns and corrosions

An external cause code should be used with burns and corrosions to identify the source and intent of the burn, as well as the place where it occurred.

e. Adverse Effects, Poisoning, Underdosing and Toxic Effects (See Table I.C.19.e)

Codes in categories T36-T65 are combination codes that include the substance that was taken as well as the intent. No additional external cause code is required for poisonings, toxic effects, adverse effects and underdosing codes.

1. Do not code directly from the Table of Drugs

Do not code directly from the Table of Drugs and Chemicals. Always refer back to the Tabular List.

2. Use as many codes as necessary to describe

Use as many codes as necessary to describe completely all drugs, medicinal or biological substances.

3. If the same code would describe the causative agent

If the same code would describe the causative agent for more than one adverse reaction, poisoning, toxic effect or underdosing, assign the code only once.

4. If two or more drugs, medicinal or biological substances

If two or more drugs, medicinal or biological substances are taken, code each individually unless a combination code is listed in the Table of Drugs and Chemicals.

If multiple unspecified drugs, medicinal or biological substances were taken, assign the appropriate code from subcategory T50.91, Poisoning by, adverse effect of and underdosing of multiple unspecified drugs, medicaments and biological substances.

5. The occurrence of drug toxicity is classified in ICD-10-CM as follows:

a. Adverse Effect

When coding an adverse effect of a drug that has been correctly prescribed and properly administered, assign the appropriate code for the nature of the adverse effect followed by the appropriate code for the adverse effect of the drug (T36-T50). The code for the drug should have a 5th or 6th character "5" (for example T36.0X5-) Examples of the nature of an adverse effect are tachycardia, delirium, gastrointestinal hemorrhaging, vomiting, hypokalemia, hepatitis, renal failure, or respiratory failure.

b. Poisoning

When coding a poisoning or reaction to the improper use of a medication (e.g., overdose, wrong substance given or taken in error, wrong route of administration), first assign the appropriate code from categories T36-T50.

The poisoning codes have an associated intent as their 5th or 6th character (accidental, intentional self-harm, assault and undetermined. If the intent of the poisoning is unknown or unspecified, code the intent as accidental intent. The undetermined intent is only for use if the documentation in the record specifies that the intent cannot be determined. Use additional code(s) for all manifestations of poisonings.

If there is also a diagnosis of abuse or dependence of the substance, the abuse or dependence is assigned as an additional code.

(I) Examples of poisoning include:

Error was made in drug prescription

Errors made in drug prescription or in the administration of the drug by provider, nurse, patient, or other person.

(II) Overdose of a drug intentionally taken

If an overdose of a drug was intentionally taken or administered and resulted in drug toxicity, it would be coded as a poisoning.

(III) Nonprescribed drug taken with correctly prescribed and properly administered drug

If a nonprescribed drug or medicinal agent was taken in combination with a correctly prescribed and properly administered drug, any drug toxicity or other reaction resulting from the interaction of the two drugs would be classified as a poisoning.

(IV) Interaction of drug(s) and alcohol

When a reaction results from the interaction of a drug(s) and alcohol, this would be classified as poisoning.

See Section I.C.4. if poisoning is the result of insulin pump malfunctions.

For Sequela (Late Effects) see Section I.B.10.

c. Underdosing

Underdosing refers to taking less of a medication than is prescribed by a provider or a manufacturer's instruction. Discontinuing the use of a prescribed medication on the patient's own initiative (not directed by the patient's provider) is also classified as an underdosing. For underdosing, assign the code from categories T36-T50 (fifth or sixth character "6"). Documentation of a change in the patient's condition is not required in order to assign an underdosing code. Documentation that the patient is taking less of a medication than is prescribed or discontinued the prescribed medication is sufficient for code assignment.

Codes for underdosing should never be assigned as principal or first-listed codes. If a patient has a relapse or exacerbation of the medical condition for which the drug is prescribed because of the reduction in dose, then the medical condition itself should be coded.

Noncompliance (Z91.12-, Z91.13-, Z91.14- and Z91.A4-) or complication of care (Y63.6-Y63.9) codes are to be used with an underdosing code to indicate intent, if known.

d. Toxic Effects

When a harmful substance is ingested or comes in contact with a person, this is classified as a toxic effect. The toxic effect codes are in categories T51-T65. When coding a toxic effect, assign the toxic effect code first, followed by codes for all associated manifestations of the toxic effect.

Toxic effect codes have an associated intent: accidental, intentional self-harm, assault and undetermined.

For Sequela (Late Effects) see Section I.B.10. Sequela

f. Adult and child abuse, neglect and other maltreatment

Sequence first the appropriate code from categories T74, Adult and child abuse, neglect and other maltreatment, confirmed) or T76, Adult and child abuse, neglect and other maltreatment, suspected) for abuse, neglect and other maltreatment, followed by any accompanying mental health or injury code(s).

If the documentation in the medical record states abuse or neglect it is coded as confirmed (T74.-). It is coded as suspected if it is documented as suspected (T76.-).

For cases of confirmed abuse or neglect an external cause code from the assault section (X92-Y09) should be added to identify the cause of any physical injuries. A perpetrator code (Y07) should be added when the perpetrator of the abuse is known. For suspected cases of abuse or neglect, do not report external cause or perpetrator code.

If a suspected case of abuse, neglect or mistreatment is ruled out during an encounter code Z04.71, Encounter for examination and observation following alleged physical adult abuse, ruled out, or code Z04.72, Encounter for examination and observation following alleged child physical abuse, ruled out, should be used, not a code from T76.

If a suspected case of alleged rape or sexual abuse is ruled out during an encounter code Z04.41, Encounter for examination and observation following alleged adult rape or code Z04.42, Encounter for examination and observation following alleged child rape, should be used, not a code from T76.

If a suspected case of forced sexual exploitation or forced labor exploitation is ruled out during an encounter, code Z04.81, Encounter for examination and observation of victim following forced sexual exploitation, or code Z04.82, Encounter for examination and observation of victim following forced labor exploitation, should be used, not a code from T76.

See Section I.C.15. Abuse in a pregnant patient.

g. Complications of care 1.

1. General guidelines for complications of care

a. Documentation of complications of care

See Section I.B.16. for information on documentation of complications of care.

2. Pain due to medical devices

Pain associated with devices, implants or grafts left in a surgical site (for example painful hip prosthesis) is assigned to the appropriate code(s) found in Chapter 19, Injury, poisoning, and certain other consequences of external causes. Specific codes for pain due to medical devices are found in the T code section of the ICD-10-CM. Use additional code(s) from category G89 to identify acute or chronic pain due to presence of the device, implant or graft (G89.18 or G89.28).

3. Transplant complications

a. Transplant complications other than kidney

Codes under category T86, Complications of transplanted organs and tissues, are for use for both complications and rejection of transplanted organs. A transplant complication code is only assigned if the complication affects the function of the transplanted organ. Two codes are required to fully describe a transplant complication: the appropriate code from category T86 and a secondary code that identifies the complication.

Pre-existing conditions or conditions that develop after the transplant are not coded as complications unless they affect the function of the transplanted organs.

See I.C.21. for transplant organ removal status.

See I.C.2. for malignant neoplasm associated with transplanted organ.

See I.C.1.d.4. for sequencing of sepsis due to infection in transplanted organ

b. Kidney transplant complications

Patients who have undergone kidney transplant may still have some form of chronic kidney disease (CKD) because the kidney transplant may not fully restore kidney function. Code T86.1- should be assigned for documented complications of a kidney transplant, such as transplant failure or rejection or other transplant complication. Code T86.1- should not be assigned for post kidney transplant patients who have chronic kidney (CKD) unless a transplant complication such as transplant failure or rejection is documented. If the documentation is unclear as to whether the patient has a complication of the transplant, query the provider.

Conditions that affect the function of the transplanted kidney, other than CKD, should be assigned a code from subcategory T86.1, Complications of transplanted organ, Kidney, and a secondary code that identifies the complication.

For patients with CKD following a kidney transplant, but who do not have a complication such as failure or rejection, *see section I.C.14. Chronic kidney disease and kidney transplant status.*

See I.C.1.d.4. for sequencing of sepsis due to infection in transplanted organ

4. Complication codes that include the external cause

As with certain other T codes, some of the complications of care codes have the external cause included in the code. The code includes the nature of the complication as well as the type of procedure that caused the complication. No external cause code indicating the type of procedure is necessary for these codes.

5. Complications of care codes within the body system chapters

Intraoperative and postprocedural complication codes are found within the body system chapters with codes specific to the organs and structures of that body system. These codes should be sequenced first, followed by a code(s) for the specific complication, if applicable.

Complication codes from the body system chapters should be assigned for intraoperative and postprocedural complications (e.g., the appropriate complication code from chapter 9 would be assigned for a vascular intraoperative or postprocedural complication) unless the complication is specifically indexed to a T code in chapter 19.

20. Chapter 20: External Causes of Morbidity (V00-Y99)

The external causes of morbidity codes should never be sequenced as the first- listed or principal diagnosis.

External cause codes are intended to provide data for injury research and evaluation of injury prevention strategies. These codes capture how the injury or health condition happened (cause), the intent (unintentional or accidental; or intentional, such as suicide or assault), the place where the event occurred the activity of the patient at the time of the event, and the person's status (e.g., civilian, military).

There is no national requirement for mandatory ICD-10-CM external cause code reporting. Unless a provider is subject to a state-based external cause code reporting mandate or these codes are required by a particular payer, reporting of ICD-10-CM codes in Chapter 20, External Causes of Morbidity, is not required. In the absence of a mandatory reporting requirement, providers are encouraged to voluntarily report external cause codes, as they provide valuable data for injury research and evaluation of injury prevention strategies.

a. General External Cause Coding Guidelines

1. Used with any code in the range of A00.0-T88.9, Z00-Z99

An external cause code may be used with any code in the range of A00.0-T88.9, Z00-Z99, classification that represents a health condition due to an external cause. Though they are most applicable to injuries, they are also valid for use with such things as infections or diseases due to an external source, and other health conditions, such as a heart attack that occurs during strenuous physical activity.

2. External cause code used for length of treatment

Assign the external cause code, with the appropriate 7th character (initial encounter, subsequent encounter or sequela) for each encounter for which the injury or condition is being treated.

Most categories in chapter 20 have a 7th character requirement for each applicable code. Most categories in this chapter have three 7th character values: A, initial encounter, D, subsequent encounter and S, sequela. While the patient may be seen by a new or different provider over the course of treatment for an injury or condition, assignment of the 7th character for external cause should match the 7th character of the code assigned for the associated injury or condition for the encounter.

3. Use the full range of external cause codes

Use the full range of external cause codes to completely describe the cause, the intent, the place of occurrence, and if applicable, the activity of the patient at the time of the event, and the patient's status, for all injuries, and other health conditions due to an external cause.

4. Assign as many external cause codes as necessary

Assign as many external cause codes as necessary to fully explain each cause. If only one external code can be recorded, assign the code most related to the principal diagnosis.

5. The selection of the appropriate external cause code

The selection of the appropriate external cause code is guided by the Alphabetic Index of External Causes and by Inclusion and Exclusion notes in the Tabular List.

6. External cause code can never be a principal diagnosis

An external cause code can never be a principal (first-listed) diagnosis.

7. Combination external cause codes

Certain of the external cause codes are combination codes that identify sequential events that result in an injury, such as a fall which results in striking against an object. The injury may be due to either event or both. The combination external cause code used should correspond to the sequence of events regardless of which caused the most serious injury.

8. No external cause code needed in certain circumstances

No external cause code from Chapter 20 is needed if the external cause and intent are included in a code from another chapter (e.g., T36.0X1-, Poisoning by penicillins, accidental (unintentional)).

b. Place of Occurrence Guideline

Codes from category Y92, Place of occurrence of the external cause, are secondary codes for use after other external cause codes to identify the location of the patient at the time of injury or other condition.

Generally, a place of occurrence code is assigned only once, at the initial encounter for treatment. However, in the rare instance that a new injury occurs during hospitalization, an additional place of occurrence code may be assigned. No 7th characters are used for Y92.

Do not use place of occurrence code Y92.9 if the place is not stated or is not applicable.

c. Activity Code

Assign a code from category Y93, Activity code, to describe the activity of the patient at the time the injury or other health condition occurred.

An activity code is used only once, at the initial encounter for treatment. Only one code from Y93 should be recorded on a medical record.

The activity codes are not applicable to poisonings, adverse effects, misadventures or sequela.

Do not assign Y93.9, Unspecified activity, if the activity is not stated.

A code from category Y93 is appropriate for use with external cause and intent codes if identifying the activity provides additional information about the event.

d. Place of Occurrence, Activity, and Status Codes Used with other External Cause Code

When applicable, place of occurrence, activity, and external cause status codes are sequenced after the main external cause code(s). Regardless of the number of external cause codes assigned, generally there should be only one place of occurrence code, one activity code, and one external cause status code assigned to an encounter. However, in the rare instance that a new injury occurs during hospitalization, an additional place of occurrence code may be assigned.

e. If the Reporting Format Limits the Number of External Cause Codes

If the reporting format limits the number of external cause codes that can be used in reporting clinical data, report the code for the cause/intent most related to the principal diagnosis. If the format permits capture of additional external cause codes, the cause/intent, including medical misadventures, of the additional events should be reported rather than the codes for place, activity, or external status.

f. Multiple External Cause Coding Guidelines

More than one external cause code is required to fully describe the external cause of an illness or injury. The assignment of external cause codes should be sequenced in the following priority:

If two or more events cause separate injuries, an external cause code should be assigned for each cause. The first-listed external cause code will be selected in the following order:

External codes for child and adult abuse take priority over all other external cause codes.

See Section I.C.19., Child and Adult abuse guidelines.

External cause codes for terrorism events take priority over all other external cause codes except child and adult abuse.

External cause codes for cataclysmic events take priority over all other external cause codes except child and adult abuse and terrorism.

External cause codes for transport accidents take priority over all other external cause codes except cataclysmic events, child and adult abuse and terrorism.

Activity and external cause status codes are assigned following all causal (intent) external cause codes.

The first-listed external cause code should correspond to the cause of the most serious diagnosis due to an assault, accident, or self-harm, following the order of hierarchy listed above.

g. Child and Adult Abuse Guideline

Adult and child abuse, neglect and maltreatment are classified as assault. Any of the assault codes may be used to indicate the external cause of any injury resulting from the confirmed abuse.

For confirmed cases of abuse, neglect and maltreatment, when the perpetrator is known, a code from Y07, Perpetrator of maltreatment and neglect, should accompany any other assault codes.

See Section I.C.19. Adult and child abuse, neglect and other maltreatment

h. Unknown or Undetermined Intent Guideline

If the intent (accident, self-harm, assault) of the cause of an injury or other condition is unknown or unspecified, code the intent as accidental intent. All transport accident categories assume accidental intent.

1. Use of undetermined intent

External cause codes for events of undetermined intent are only for use if the documentation in the record specifies that the intent cannot be determined.

i. Sequelae (Late Effects) of External Cause Guidelines

1. Sequelae external cause codes

Sequela are reported using the external cause code with the 7th character "S" for sequela. These codes should be used with any report of a late effect or sequela resulting from a previous injury.

See Section I.B.10 Sequela (Late Effects).

2. Sequela external cause code with a related current injury

A sequela external cause code should never be used with a related current nature of injury code.

3. Use of sequela external cause codes for subsequent visits

Use a late effect external cause code for subsequent visits when a late effect of the initial injury is being treated. Do not use a late effect external cause code for subsequent visits for follow-up care (e.g., to assess healing, to receive rehabilitative therapy) of the injury when no late effect of the injury has been documented.

j. Terrorism Guidelines

1. Cause of injury identified by the Federal Government (FBI) as terrorism

When the cause of an injury is identified by the Federal Government (FBI) as terrorism, the first-listed external cause code should be a code from category Y38, Terrorism. The definition of terrorism employed by the FBI is found at the inclusion note at the beginning of category Y38. Use additional code for place of occurrence (Y92.-). More than one Y38 code may be assigned if the injury is the result of more than one mechanism of terrorism.

2. Cause of an injury is suspected to be the result of terrorism

When the cause of an injury is suspected to be the result of terrorism a code from category Y38 should not be assigned. Suspected cases should be classified as assault.

3. Code Y38.9, Terrorism, secondary effects

Assign code Y38.9, Terrorism, secondary effects, for conditions occurring subsequent to the terrorist event. This code should not be assigned for conditions that are due to the initial terrorist act.

It is acceptable to assign code Y38.9 with another code from Y38 if there is an injury due to the initial terrorist event and an injury that is a subsequent result of the terrorist event.

k. External Cause Status

A code from category Y99, External cause status, should be assigned whenever any other external cause code is assigned for an encounter, including an Activity code, except for the events noted below. Assign a code from category Y99, External cause status, to indicate the work status of the person at the time the event occurred. The status code indicates whether the event occurred during military activity, whether a non-military person was at work, whether an individual including a student or volunteer was involved in a non-work activity at the time of the causal event.

A code from Y99, External cause status, should be assigned, when applicable, with other external cause codes, such as transport accidents and falls. The external cause status codes are not applicable to poisonings, adverse effects, misadventures or late effects.

Do not assign a code from category Y99 if no other external cause codes (cause, activity) are applicable for the encounter.

An external cause status code is used only once, at the initial encounter for treatment. Only one code from Y99 should be recorded on a medical record.

Do not assign code Y99.9, Unspecified external cause status, if the status is not stated.

21. Chapter 21: Factors influencing health status and contact with health services (Z00-Z99)

Note: The chapter specific guidelines provide additional information about the use of Z codes for specified encounters.

a. Use of Z Codes in Any Healthcare Setting

Z codes are for use in any healthcare setting. Z codes may be used as either a first-listed (principal diagnosis code in the inpatient setting) or secondary code, depending on the circumstances of the encounter.

Certain Z codes may only be used as first-listed or principal diagnosis.

b. Z Codes Indicate a Reason for an Encounter or Provide Additional Information about a Patient Encounter

Z codes are not procedure codes. A corresponding procedure code must accompany a Z code to describe any procedure performed.

c. Categories of Z Codes

1. Contact/Exposure

Category Z20 indicates contact with, and suspected exposure to, communicable diseases. These codes are for patients who are suspected to have been exposed to a disease by close personal contact with an infected individual or are in an area where a disease is epidemic.

Category Z77, Other contact with and (suspected) exposures hazardous to health, indicates contact with and suspected exposures hazardous to health.

Contact/exposure codes may be used as a first-listed code to explain an encounter for testing, or, more commonly, as a secondary code to identify a potential risk.

2. Inoculations and vaccinations

Code Z23 is for encounters for inoculations and vaccinations. It indicates that a patient is being seen to receive a prophylactic inoculation against a disease. Procedure codes are required to identify the actual administration of the injection and the type(s) of immunizations given. Code Z23 may be used as a secondary code if the inoculation is given as a routine part of preventive health care, such as a well-baby visit.

3. Status

Status codes indicate that a patient is either a carrier of a disease or has the sequelae or residual of a past disease or condition. This includes such things as the presence of prosthetic or mechanical devices resulting from past treatment. A status code is informative, because the status may affect the course of treatment and its outcome. A status code is distinct from a history code. The history code indicates that the patient no longer has the condition.

A status code should not be used with a diagnosis code from one of the body system chapters, if the diagnosis code includes the information provided by the status code. For example, code Z94.1, Heart transplant status, should not be used with a code from subcategory T86.2, Complications of heart transplant. The status code does not provide additional information. The complication code indicates that the patient is a heart transplant patient.

For encounters for weaning from a mechanical ventilator, assign a code from subcategory J96.1, Chronic respiratory failure, followed by code Z99.11, Dependence on respirator [ventilator] status.

The status Z codes/categories are:

Z14 Genetic carrier

Genetic carrier status indicates that a person carries a gene, associated with a particular disease, which may be passed to offspring who may develop that disease. The person does not have the disease and is not at risk of developing the disease.

Z15 Genetic susceptibility to disease

Genetic susceptibility indicates that a person has a gene that increases the risk of that person developing the disease.

Codes from category Z15 should **generally** not be used as principal or first-listed codes. If the patient has the condition to which he/she is susceptible, and that condition is the reason for the encounter, the code for the current condition should be sequenced first. If the patient is being seen for follow-up after completed treatment for this condition, and the condition no longer exists, a follow-up code should be sequenced first, followed by the appropriate personal history and genetic susceptibility codes. If the purpose of the encounter is genetic counseling associated with procreative management, code Z31.5, Encounter for genetic counseling, should be assigned as the first-listed code, followed by a code from category Z15. Additional codes should be assigned for any applicable family or personal history.

Z16 Resistance to antimicrobial drugs

This **category** indicates that a patient has a condition that is resistant to antimicrobial drug treatment. Sequence the infection code first.

Z17 Estrogen, and other hormones and factors receptor status

Z18 Retained foreign body fragments

Z19 Hormone sensitivity malignancy status

Z21 Asymptomatic HIV infection status

This code indicates that a patient has tested positive for HIV but has manifested no signs or symptoms of the disease.

Z22 Carrier of infectious disease

Carrier status indicates that a person harbors the specific organisms of a disease without manifest symptoms and is capable of transmitting the infection.

Z28.3 Underimmunization status

See Section I.B.14. for underimmunization documentation by clinicians other than the patient's provider.

Z33.1 Pregnant state, incidental

This code is a secondary code only for use when the pregnancy is in no way complicating the reason for visit. Otherwise, a code from the obstetric chapter is required.

Z66 Do not resuscitate

This code may be used when it is documented by the provider that a patient is on do not resuscitate status at any time during the stay.

Z67 Blood type

Z68 Body mass index (BMI)

BMI codes should only be assigned when there is an associated, reportable diagnosis (such as obesity **or anorexia) documented by the patient's provider**.

Do not assign BMI codes during pregnancy. **When the documentation reflects fluctuating BMI values during the current encounter for an associated reportable condition, assign a code for the most severe value.**

See Section I.B.14. for BMI documentation by clinicians other than the patient's provider.

Z74.01 Bed confinement status

Z76.82 Awaiting organ transplant status

Z78 Other specified health status

Code Z78.1, Physical restraint status, may be used when it is documented by the provider that a patient has been put in restraints during the current encounter. Please note that this code should not be reported when it is documented by the provider that a patient is temporarily restrained during a procedure.

Z79 Long-term (current) drug therapy

Codes from this category indicate a patient's continuous use of a prescribed drug (including such things as aspirin therapy) for the long-term treatment of a condition or for prophylactic use. It is not for use for patients who have addictions to drugs. This subcategory is not for use of medications for detoxification or maintenance programs to prevent withdrawal symptoms (e.g., methadone maintenance for opiate dependence). Assign the appropriate code for the drug use, abuse, or dependence instead.

Assign a code from Z79 if the patient is receiving a medication for an extended period as a prophylactic measure (such as for the prevention of deep vein thrombosis) or as treatment of a chronic condition (such as arthritis) or a disease requiring a lengthy course of treatment (such as cancer). Do not assign a code from category Z79 for medication being administered for a brief period of time to treat an acute illness or injury (such as a course of antibiotics to treat acute bronchitis).

Z88 Allergy status to drugs, medicaments and biological substances

Except: Z88.9, Allergy status to unspecified drugs, medicaments and biological substances status.

Z89 Acquired absence of limb

Z90 Acquired absence of organs, not elsewhere classified

Z91.0- Allergy status, other than to drugs and biological substances

Z92.82 Status post administration of tPA (rtPA) in a different facility within the last 24 hours prior to admission to a current facility.

Assign code Z92.82, Status post administration of tPA (rtPA) in a different facility within the last 24 hours prior to admission to current facility, as a secondary diagnosis when a patient is received by transfer into a facility and documentation indicates they were administered tissue plasminogen activator (tPA) within the last 24 hours prior to admission to the current facility.

This guideline applies even if the patient is still receiving the tPA at the time they are received into the current facility.

The appropriate code for the condition for which the tPA was administered (such as cerebrovascular disease or myocardial infarction) should be assigned first.

Code Z92.82 is only applicable to the receiving facility record and not to the transferring facility record.

Z93 Artificial opening status

Z94 Transplanted organ and tissue status

Z95 Presence of cardiac and vascular implants and grafts

Z96 Presence of other functional implants

Z97 Presence of other devices

Z98 Other postprocedural states

Assign code Z98.85, Transplanted organ removal status, to indicate that a transplanted organ has been previously removed. This code should not be assigned for the encounter in which the transplanted organ is removed. The complication necessitating removal of the transplant organ should be assigned for that encounter.

See section I.C.19. for information on the coding of organ transplant complications.

Z99 Dependence on enabling machines and devices, not elsewhere classified

Note: Categories Z89-Z90 and Z93-Z99 are for use only if there are no complications or malfunctions of the organ or tissue replaced, the amputation site or the equipment on which the patient is dependent.

4. History (of)

There are two types of history Z codes, personal and family. Personal history codes explain a patient's past medical condition that no longer exists and is not receiving any treatment, but that has the potential for recurrence, and therefore may require continued monitoring.

Family history codes are for use when a patient has a family member(s) who has had a particular disease that causes the patient to be at higher risk of also contracting the disease.

Personal history codes may be used in conjunction with follow-up codes and family history codes may be used in conjunction with screening codes to explain the need for a test or procedure. History codes are also acceptable on any medical record regardless of the reason for visit. A history of an illness, even if no longer present, is important information that may alter the type of treatment ordered.

The reason for the encounter (for example, screening or counseling) should be sequenced first and the appropriate personal and/or family history code(s) should be assigned as additional diagnos(es).

The history Z code categories are:

Z80 Family history of primary malignant neoplasm
Z81 Family history of mental and behavioral disorders
Z82 Family history of certain disabilities and chronic diseases (leading to disablement)
Z83 Family history of other specific disorders
Z84 Family history of other conditions
Z85 Personal history of malignant neoplasm
Z86 Personal history of certain other diseases
Z87 Personal history of other diseases and conditions
Z91.4- Personal history of psychological trauma, not elsewhere classified
Z91.5- Personal history of self-harm
Z91.81 History of falling
Z91.82 Personal history of military deployment
Z91.85 Personal history of military service
Z92 Personal history of medical treatment
Except: Z92.0, Personal history of contraception
Except: Z92.82, Status post administration of tPA (rtPA) in a different facility within the last 24 hours prior to admission to a current facility

5. Screening (See Figure I.C.21.c.5)

Screening is the testing for disease or disease precursors in seemingly well individuals so that early detection and treatment can be provided for those who test positive for the disease (e.g., screening mammogram).

The testing of a person to rule out or confirm a suspected diagnosis because the patient has some sign or symptom is a diagnostic examination, not a screening. In these cases, the sign or symptom is used to explain the reason for the test.

A screening code may be a first-listed code if the reason for the visit is specifically the screening exam. It may also be used as an additional code if the screening is done during an office visit for other health problems. A screening code is not necessary if the screening is inherent to a routine examination, such as a pap smear done during a routine pelvic examination.

Should a condition be discovered during the screening then the code for the condition may be assigned as an additional diagnosis.
The Z code indicates that a screening exam is planned. A procedure code is required to confirm that the screening was performed.
The screening Z codes/categories:

Z11 Encounter for screening for infectious and parasitic diseases
Z12 Encounter for screening for malignant neoplasms
Z13 Encounter for screening for other diseases and disorders
Except: Z13.9, Encounter for screening, unspecified
Z36 Encounter for antenatal screening for mother

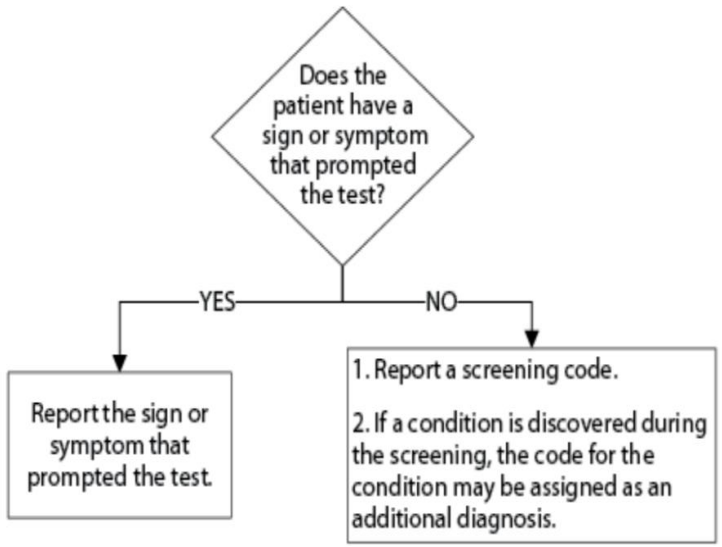

©AAPC. All Rights Reserved.

Figure I.C.21.c.5: Screening vs. Therapeutic

6. Observation

There are three observation Z code categories. They are for use in very limited circumstances when a person is being observed for a suspected condition that is ruled out. The observation codes are not for use if an injury or illness or any signs or symptoms related to the suspected condition are present. In such cases the diagnosis/symptom code is used with the corresponding external cause code.

The observation codes are primarily to be used as a principal/first-listed diagnosis. An observation code may be assigned as a secondary diagnosis code when the patient is being observed for a condition that is ruled out and is unrelated to the principal/first-listed diagnosis. Also, when the principal diagnosis is required to be a code from category Z38, Liveborn infants according to place of birth and type of delivery, then a code from category Z05, Encounter for observation and evaluation of newborn for suspected diseases and conditions ruled out, is sequenced after the Z38 code. Additional codes may be used in addition to the observation code, but only if they are unrelated to the suspected condition being observed.

Codes from subcategory Z03.7, Encounter for suspected maternal and fetal conditions ruled out, may either be used as a first-listed or as an additional code assignment depending on the case. They are for use in very limited circumstances on a maternal record when an encounter is for a suspected maternal or fetal condition that is ruled out during that encounter (for example, a maternal or fetal condition may be suspected due to an abnormal test result). These codes should not be used when the condition is confirmed. In those cases, the confirmed condition should be coded. In addition, these codes are not for use if an illness or any signs or symptoms related to the suspected condition or problem are present. In such cases the diagnosis/symptom code is used.

Additional codes may be used in addition to the code from subcategory Z03.7, but only if they are unrelated to the suspected condition being evaluated.

Codes from subcategory Z03.7 may not be used for encounters for antenatal screening of mother. *See Section I.C.21. Screening.*

For encounters for suspected fetal condition that are inconclusive following testing and evaluation, assign the appropriate code from category O35, O36, O40 or O41.

The observation Z code categories:

Z03 Encounter for medical observation for suspected diseases and conditions ruled out

Z04 Encounter for examination and observation for other reasons

Except: Z04.9, Encounter for examination and observation for unspecified reason

Z05 Encounter for observation and evaluation of newborn for suspected diseases and conditions ruled out

7. Aftercare

Aftercare visit codes cover situations when the initial treatment of a disease has been performed and the patient requires continued care during the healing or recovery phase, or for the long-term consequences of the disease. The aftercare Z code should not be used if treatment is directed at a current, acute disease. The diagnosis code is to be used in these cases.

The aftercare Z codes should also not be used for aftercare for injuries. For aftercare of an injury, assign the acute injury code with the appropriate 7th character (for subsequent encounter).

The aftercare codes are generally first-listed to explain the specific reason for the encounter. An aftercare code may be **reported** as an additional code when **a specific** type of aftercare is provided in addition to the reason for **the encounter** and no diagnosis code is applicable. An example of this would be the closure of a colostomy during an encounter for treatment of another condition.

Aftercare codes should be used in conjunction with other aftercare codes or diagnosis codes to provide better detail on the specifics of an aftercare encounter visit, unless otherwise directed by the classification. The sequencing of multiple aftercare codes depends on the circumstances of the encounter.

Certain aftercare Z code categories need a secondary diagnosis code to describe the resolving condition or sequelae. For others, the condition is included in the code title.

Additional Z code aftercare category terms include fitting and adjustment, and attention to artificial openings.

Status Z codes may be used with aftercare Z codes to indicate the nature of the aftercare. For example, code Z95.1, Presence of aortocoronary bypass graft, may be used with code Z48.812, Encounter for surgical aftercare following surgery on the circulatory system, to indicate the surgery for which the aftercare is being performed. A status code should not be used when the aftercare code indicates the type of status, such as using Z43.0, Encounter for attention to tracheostomy, with Z93.0, Tracheostomy status.

The aftercare **codes are generally found in the following categories**:

Z42 Encounter for plastic and reconstructive surgery following medical procedure or healed injury

Z43 Encounter for attention to artificial openings

Z44 Encounter for fitting and adjustment of external prosthetic device

Z45 Encounter for adjustment and management of implanted device

Z46 Encounter for fitting and adjustment of other devices

Z47 Orthopedic aftercare

Z48 Encounter for other postprocedural aftercare

Z49 Encounter for care involving renal dialysis

Z51 Encounter for other aftercare and medical care

8. Follow-up

The follow-up codes are used to explain continuing surveillance following completed treatment of a disease, condition, or injury. They imply that the condition has been fully treated and no longer exists. They should not be confused with aftercare codes, or injury codes with a 7th character for subsequent encounter, that explain ongoing care of a healing condition or its sequelae. Follow-up codes may be used in conjunction with history codes to provide the full picture of the healed condition and its treatment. The follow-up code is sequenced first, followed by the history code.

A follow-up code may be used to explain multiple visits. Should a condition be found to have recurred on the follow-up visit, then the diagnosis code for the condition should be assigned in place of the follow-up code.

The follow-up Z codes/categories:

Z08 Encounter for follow-up examination after completed treatment for malignant neoplasm

Z09 Encounter for follow-up examination after completed treatment for conditions other than malignant neoplasm

Codes Z08, Encounter for follow-up examination after completed treatment for malignant neoplasm, and Z09, Encounter for follow up examination after completed treatment for conditions other than malignant neoplasm, may be assigned following any type of completed treatment modality (including both medical and surgical treatments).

Z39 Encounter for maternal postpartum care and examination

9. Donor

Codes in category Z52, Donors of organs and tissues, are used for living individuals who are donating blood or other body tissue. These codes are for individuals donating for others, as well as for self-donations. They are not used to identify cadaveric donations.

10. Counseling

Counseling Z codes are used when a patient or family member receives assistance in the aftermath of an illness or injury, or when support is required in coping with family or social problems.

The counseling Z codes/categories:

Z30.0- Encounter for general counseling and advice on contraception

Z31.5 Encounter for procreative genetic counseling

Z31.6- Encounter for general counseling and advice on procreation

Z32.2 Encounter for childbirth instruction

Z32.3 Encounter for childcare instruction

Z69 Encounter for mental health services for victim and perpetrator of abuse

Z70 Counseling related to sexual attitude, behavior and orientation

Z71 Persons encountering health services for other counseling and medical advice, not elsewhere classified

Note: Code Z71.84, Encounter for health counseling related to travel, is to be used for health risk and safety counseling for future travel purposes.

Code Z71.85, Encounter for immunization safety counseling, is to be used for counseling of the patient or caregiver regarding the safety of a vaccine. This code should not be used for the provision of general information regarding risks and potential side effects during routine encounters for the administration of vaccines.

Code Z71.87, Encounter for pediatric-to-adult transition counseling, should be assigned when pediatric-to-adult transition counseling is the sole reason for the encounter or when this counseling is provided in addition to other services, such as treatment of a chronic condition. If both transition counseling and treatment of a medical condition are provided during the same encounter, the code(s) for the medical condition(s) treated and code Z71.87 should be assigned, with sequencing depending on the circumstances of the encounter.

Z76.81 Expectant mother prebirth pediatrician visit

11. Encounters for Obstetrical and Reproductive Services

See Section I.C.15. Pregnancy, Childbirth, and the Puerperium, for further instruction on the use of these codes.

Z codes for pregnancy are for use in those circumstances when none of the problems or complications included in the codes from the Obstetrics chapter exist (a routine prenatal visit or postpartum care). Codes in category Z34, Encounter for supervision of normal pregnancy, are always first listed and are not to be used with any other code from the OB chapter.

Codes in category Z3A, Weeks of gestation, may be assigned to provide additional information about the pregnancy. Category Z3A codes should not be assigned for pregnancies with abortive outcomes (categories O00-O08), elective termination of pregnancy (code Z33.2), nor for postpartum conditions, as category Z3A is not applicable to these conditions. The date of the admission should be used to determine weeks of gestation for inpatient admissions that encompass more than one gestational week.

The outcome of delivery, category Z37, should be included on all maternal delivery records. It is always a secondary code.

Codes in category Z37 should not be used on the newborn record.

Z codes for family planning (contraceptive) or procreative management and counseling should be included on an obstetric record either during the pregnancy or the postpartum stage, if applicable.

Z codes/categories for obstetrical and reproductive services:

Z30 Encounter for contraceptive management

Z31 Encounter for procreative management

Z32.2 Encounter for childbirth instruction

Z32.3 Encounter for childcare instruction

Z33 Pregnant state

Z34 Encounter for supervision of normal pregnancy

Z36 Encounter for antenatal screening of mother

Z3A Weeks of gestation

Z37 Outcome of delivery

Z39 Encounter for maternal postpartum care and examination

Z76.81 Expectant mother prebirth pediatrician visit

12. Routine and Administrative Examinations

The Z codes allow for the description of encounters for routine examinations, such as, a general check-up, or, examinations for administrative purposes, such as, a pre-employment physical. The codes are not to be used if the examination is for diagnosis of a suspected condition or for treatment purposes. In such cases the diagnosis code is used. During a routine exam, should a diagnosis or condition be discovered, it should be coded as an additional code. Pre-existing and chronic conditions and history codes may also be included as additional codes as long as the examination is for administrative purposes and not focused on any particular condition.

Some of the codes for routine health examinations distinguish between "with" and "without" abnormal findings. Code assignment depends on the information that is known at the time the encounter is being coded. For example, if no abnormal findings were found during the examination, but the encounter is being coded before test results are back, it is acceptable to assign the code for "without abnormal findings." When assigning a code for "with abnormal findings," additional code(s) should be assigned to identify the specific abnormal finding(s).

Pre-operative examination and pre-procedural laboratory examination Z codes are for use only in those situations when a patient is being cleared for a procedure or surgery and no treatment is given.

The Z codes/categories for routine and administrative examinations:

Z00 Encounter for general examination without complaint, suspected or reported diagnosis

Z01 Encounter for other special examination without complaint, suspected or reported diagnosis

Z02 Encounter for administrative examination Except: Z02.9, Encounter for administrative examinations, unspecified

Z32.0- Encounter for pregnancy test

13. Miscellaneous Z Codes

The miscellaneous Z codes capture a number of other health care encounters that do not fall into one of the other categories. Some of these codes identify the reason for the encounter; others are for use as additional codes that provide useful information on circumstances that may affect a patient's care and treatment.

Prophylactic Organ Removal

For encounters specifically for prophylactic removal of an organ (such as prophylactic removal of breasts due to a genetic susceptibility to cancer or a family history of cancer), the principal or first-listed code should be a code from subcategory Z40.0, Encounter for prophylactic surgery **for risk factors related to malignant neoplasms, or subcategory Z40.8, Encounter for other prophylactic surgery. If applicable, assign additional code(s) to identify any associated risk factor (such as genetic susceptibility or family history).**

If the patient has a malignancy of one site and is having prophylactic removal at another site to prevent either a new primary malignancy or metastatic disease, a code for the malignancy should also be assigned in addition to a code from subcategory Z40.0, Encounter for prophylactic surgery for risk factors related to malignant neoplasms. A Z40.0 code should not be assigned if the patient is having organ removal for treatment of a malignancy, such as the removal of the testes for the treatment of prostate cancer.

Miscellaneous Z codes/**subcategories/categories**:

Z28 Immunization not carried out

Except: Z28.3-, Underimmunization status

Z29 Encounter for other prophylactic measures

Z40 Encounter for prophylactic surgery

Z41 Encounter for procedures for purposes other than remedying health state

Except: Z41.9, Encounter for procedure for purposes other than remedying health state, unspecified

Z53 Persons encountering health services for specific procedures and treatment, not carried out

Z72 Problems related to lifestyle

Note: These codes should be assigned only when the documentation specifies that the patient has an associated problem

Z73 Problems related to life management difficulty

Note: These codes should be assigned only when the documentation specifies that the patient has an associated problem.

Z74 Problems related to care provider dependency

Except: Z74.01, Bed confinement status

Z75 Problems related to medical facilities and other health care

Z76.0 Encounter for issue of repeat prescription

Z76.3 Healthy person accompanying sick person

Z76.4 Other boarder to healthcare facility

Z76.5 Malingerer [conscious simulation]

Z91.1- Patient's noncompliance with medical treatment and regimen

Z91.A- Caregiver's noncompliance with patient's medical treatment and regimen

Z91.B Personal risk factor of exposure to diethylstilbestrol

Z91.83 Wandering in diseases classified elsewhere

Z91.84- Oral health risk factors

Z91.89 Other specified personal risk factors, not elsewhere classified

See Section I.B.14 for Z55-Z65 Persons with potential health hazards related to socioeconomic and psychosocial circumstances, documentation by clinicians other than the patient's provider.

14. Nonspecific Z Codes

Certain Z codes are so non-specific, or potentially redundant with other codes in the classification, that there can be little justification for their use in the inpatient setting. Their use in the outpatient setting should be limited to those instances when there is no further documentation to permit more precise coding. Otherwise, any sign or symptom or any other reason for visit that is captured in another code should be used.

Nonspecific Z codes/categories:

Z02.9 Encounter for administrative examinations, unspecified

Z04.9 Encounter for examination and observation for unspecified reason

Z13.9 Encounter for screening, unspecified

Z41.9 Encounter for procedure for purposes other than remedying health state, unspecified

Z52.9 Donor of unspecified organ or tissue

Z86.59 Personal history of other mental and behavioral disorders

Z88.9 Allergy status to unspecified drugs, medicaments and biological substances status

Z92.0 Personal history of contraception

15. Z Codes That May Only be Principal/First-Listed Diagnosis

The following Z codes/**subcategories/categories** may only be reported as the principal/first-listed diagnosis, except when there are multiple encounters on the same day and the medical records for the encounters are combined:

Z00 Encounter for general examination without complaint, suspected or reported diagnosis
Except: Z00.6
Z01 Encounter for other special examination without complaint, suspected or reported diagnosis
Z02 Encounter for administrative examination
Z04 Encounter for examination and observation for other reasons
Z33.2 Encounter for elective termination of pregnancy
Z31.81 Encounter for male factor infertility in female patient
Z31.83 Encounter for assisted reproductive fertility procedure cycle
Z31.84 Encounter for fertility preservation procedure
Z34 Encounter for supervision of normal pregnancy
Z39 Encounter for maternal postpartum care and examination
Z38 Liveborn infants according to place of birth and type of delivery
Z40 Encounter for prophylactic surgery
Z42 Encounter for plastic and reconstructive surgery following medical procedure or healed injury
Z51.0 Encounter for antineoplastic radiation therapy
Z51.1- Encounter for antineoplastic chemotherapy and immunotherapy
Z52 Donors of organs and tissues
Except: Z52.9, Donor of unspecified organ or tissue
Z76.1 Encounter for health supervision and care of foundling
Z76.2 Encounter for health supervision and care of other healthy infant and child
Z99.12 Encounter for respirator [ventilator] dependence during power failure

16. *Newborns and Infants*

See Section I.C.16. Newborn (Perinatal) Guidelines, for further instruction on the use of these codes.

Newborn Z codes/subcategories/categories:

Z76.1 Encounter for health supervision and care of foundling

Z00.1- Encounter for routine child health examination

Z38 Liveborn infants according to place of birth and type of delivery

17. Social Determinants of Health

Social determinants of health (SDOH) codes describing social problems, conditions, or risk factors that influence a patient's health should be assigned when this information is documented in the patient's medical record. Assign as many SDOH codes as are necessary to describe all of the social problems, conditions, or risk factors documented during the current episode of care. For example, a patient who lives alone may suffer an acute injury temporarily impacting their ability to perform routine activities of daily living. When documented as such, this would support assignment of code Z60.2, Problems related to living alone.

However, merely living alone, without documentation of a risk or unmet need for assistance at home, would not support assignment of code Z60.2. Documentation by a clinician (or patient-reported information that is signed off by a clinician) that the patient expressed concerns with access and availability of food would support assignment of code Z59.41, Food insecurity. Similarly, medical record documentation indicating the patient is **experiencing homelessness** would support assignment of a code from subcategory Z59.0-, Homelessness.

For social determinants of health classified to chapter 21, such as information found in categories Z55-Z65, Persons with potential health hazards related to socioeconomic and psychosocial circumstances, code assignment may be based on medical record documentation from clinicians involved in the care of the patient who are not the patient's provider since this information represents social information, rather than medical diagnoses. For example, coding professionals may utilize documentation of social information from social workers, community health workers, case managers, or nurses, if their documentation is included in the official medical record.

Patient self-reported documentation may be used to assign codes for social determinants of health, as long as the patient self-reported information is signed-off by and incorporated into the medical record by either a clinician or provider.

Social determinants of health codes are located primarily in these Z code categories:

Z55 Problems related to education and literacy
Z56 Problems related to employment and unemployment
Z57 Occupational exposure to risk factors
Z58 Problems related to physical environment
Z59 Problems related to housing and economic circumstances
Z60 Problems related to social environment
Z62 Problems related to upbringing
Z63 Other problems related to primary support group, including family circumstances
Z64 Problems related to certain psychosocial circumstances
Z65 Problems related to other psychosocial circumstances

See Section I.B.14. Documentation by Clinicians Other than the Patient's Provider.

22. Chapter 22: Codes for Special Purposes (U00-U85)

U07.0 Vaping-related disorder (see Section I.C.10.e., Vaping-related disorders)
U07.1 COVID-19 (see Section I.C.1.g.1., COVID-19 infection)
U09.9 Post COVID-19 condition, unspecified (see Section I.C.1.g.1.m)

Section II. Selection of Principal Diagnosis

The circumstances of inpatient admission always govern the selection of principal diagnosis. The principal diagnosis is defined in the Uniform Hospital Discharge Data Set (UHDDS) as "that condition established after study to be chiefly responsible for occasioning the admission of the patient to the hospital for care."

The UHDDS definitions are used by hospitals to report inpatient data elements in a standardized manner. These data elements and their definitions can be found in the July 31, 1985, Federal Register (Vol. 50, No, 147), pp. 31038-40.

Since that time, the application of the UHDDS definitions has been expanded to include all non- outpatient settings (acute care, short term, long term care and psychiatric hospitals; home health agencies; rehab facilities; nursing homes, etc.). The UHDDS definitions also apply to hospice services (all levels of care).

In determining principal diagnosis, coding conventions in the ICD-10-CM, the Tabular List and Alphabetic Index take precedence over these official coding guidelines.

(See Section I.A., Conventions for the ICD-10-CM)

The importance of consistent, complete documentation in the medical record cannot be overemphasized. Without such documentation the application of all coding guidelines is a difficult, if not impossible, task.

A. Codes for symptoms, signs, and ill-defined conditions

Codes for symptoms, signs, and ill-defined conditions from Chapter 18 are not to be used as principal diagnosis when a related definitive diagnosis has been established.

B. Two or more interrelated conditions, each potentially meeting the definition for principal diagnosis.

When there are two or more interrelated conditions (such as diseases in the same ICD-10-CM chapter or manifestations characteristically associated with a certain disease) potentially meeting the definition of principal diagnosis, either condition may be sequenced first, unless the circumstances of the admission, the therapy provided, the Tabular List, or the Alphabetic Index indicate otherwise.

C. Two or more diagnoses that equally meet the definition for principal diagnosis

In the unusual instance when two or more diagnoses equally meet the criteria for principal diagnosis as determined by the circumstances of admission, diagnostic workup and/or therapy provided, and the Alphabetic Index, Tabular List, or another coding guidelines does not provide sequencing direction, any one of the diagnoses may be sequenced first.

D. Two or more comparative or contrasting conditions

In those rare instances when two or more contrasting or comparative diagnoses are documented as "either/or" (or similar terminology), they are coded as if the diagnoses were confirmed and the diagnoses are sequenced according to the circumstances of the admission. If no further determination can be made as to which diagnosis should be principal, either diagnosis may be sequenced first.

E. A symptom(s) followed by contrasting/comparative diagnoses

GUIDELINE HAS BEEN DELETED EFFECTIVE OCTOBER 1, 2014

F. Original treatment plan not carried out

Sequence as the principal diagnosis the condition, which after study occasioned the admission to the hospital, even though treatment may not have been carried out due to unforeseen circumstances.

G. Complications of surgery and other medical care

When the admission is for treatment of a complication resulting from surgery or other medical care, the complication code is sequenced as the principal diagnosis. If the complication is classified to the T80-T88 series and the code lacks the necessary specificity in describing the complication, an additional code for the specific complication should be assigned.

H. Uncertain Diagnosis

If the diagnosis documented at the time of discharge is qualified as "probable," "suspected," "likely," "questionable," "possible," or "still to be ruled out," "compatible with," "consistent with," or other similar terms indicating uncertainty, code the condition as if it existed or was established. The bases for these guidelines are the diagnostic workup, arrangements for further workup or observation, and initial therapeutic approach that correspond most closely with the established diagnosis.

Note: This guideline is applicable only to inpatient admissions to short-term, acute, long-term care and psychiatric hospitals.

I. Admission from Observation Unit

1. Admission Following Medical Observation

When a patient is admitted to an observation unit for a medical condition, which either worsens or does not improve, and is subsequently admitted as an inpatient of the same hospital for this same medical condition, the principal diagnosis would be the medical condition which led to the hospital admission.

2. Admission Following Post-Operative Observation

When a patient is admitted to an observation unit to monitor a condition (or complication) that develops following outpatient surgery, and then is subsequently admitted as an inpatient of the same hospital, hospitals should apply the Uniform Hospital Discharge Data Set (UHDDS) definition of principal diagnosis as "that condition established after study to be chiefly responsible for occasioning the admission of the patient to the hospital for care."

J. Admission from Outpatient Surgery

When a patient receives surgery in the hospital's outpatient surgery department and is subsequently admitted for continuing inpatient care at the same hospital, the following guidelines should be followed in selecting the principal diagnosis for the inpatient admission:

- If the reason for the inpatient admission is a complication, assign the complication as the principal diagnosis.
- If no complication, or other condition, is documented as the reason for the inpatient admission, assign the reason for the outpatient surgery as the principal diagnosis.
- If the reason for the inpatient admission is another condition unrelated to the surgery, assign the unrelated condition as the principal diagnosis.

K. Admissions/Encounters for Rehabilitation

When the purpose for the admission/encounter is rehabilitation, sequence first the code for the condition for which the service is being performed. For example, for an admission/encounter for rehabilitation for right-sided dominant hemiplegia following a cerebrovascular infarction, report code I69.351, Hemiplegia and hemiparesis following cerebral infarction affecting right dominant side, as the first-listed or principal diagnosis.

If the condition for which the rehabilitation service is being provided is no longer present, report the appropriate aftercare code as the first-listed or principal diagnosis, unless the rehabilitation service is being provided following an injury. For rehabilitation services following active treatment of an injury, assign the injury code with the appropriate seventh character for subsequent encounter as the first-listed or principal diagnosis. For example, if a patient with severe degenerative osteoarthritis of the hip, underwent hip replacement and the current encounter/admission is for rehabilitation, report code Z47.1, Aftercare following joint replacement surgery, as the first-listed or principal diagnosis. If the patient requires rehabilitation post hip replacement for right intertrochanteric femur fracture, report code S72.141D, Displaced intertrochanteric fracture of right femur, subsequent encounter for closed fracture with routine healing, as the first-listed or principal diagnosis.

See Section I.C.21.c.7., Factors influencing health states and contact with health services, Aftercare.

See Section I.C.19.a., for additional information about the use of 7th characters for injury codes.

Section III. Reporting Additional Diagnoses (See Figure Section III)

GENERAL RULES FOR OTHER (ADDITIONAL) DIAGNOSES

For reporting purposes, the definition for "other diagnoses" is interpreted as additional clinically significant conditions that affect patient care in terms of requiring:

clinical evaluation; or

therapeutic treatment; or

diagnostic procedures; or

extended length of hospital stay; or

increased nursing care and/or monitoring.

The UHDDS item #11-b defines Other Diagnoses as "all conditions that coexist at the time of admission, that develop subsequently, or that affect the treatment received and/or the length of stay. Diagnoses that relate to an earlier episode which have no bearing on the current hospital stay are to be excluded." UHDDS definitions apply to inpatients in acute care, short-term, long term care and psychiatric hospital setting. The UHDDS definitions are used by acute care short-term hospitals to report inpatient data elements in a standardized manner. These data elements and their definitions can be found in the July 31, 1985, Federal Register (Vol. 50, No, 147), pp. 31038-40.

Since that time, the application of the UHDDS definitions has been expanded to include all non- outpatient settings (acute care, short term, long term care and psychiatric hospitals; home health agencies; rehab facilities; nursing homes, etc.). The UHDDS definitions also apply to hospice services (all levels of care).

The following guidelines are to be applied in designating "other diagnoses" when neither the Alphabetic Index nor the Tabular List in ICD-10-CM provide direction. The listing of the diagnoses in the patient record is the responsibility of the provider.

A. Previous conditions

If the provider has included a diagnosis in the final diagnostic statement, such as the discharge summary or the face sheet, it should ordinarily be coded. Some providers include in the diagnostic statement resolved conditions or diagnoses and status-post procedures from previous admissions that have no bearing on the current stay. Such conditions are not to be reported and are coded only if required by hospital policy.

However, history codes (categories Z80-Z87) may be used as secondary codes if the historical condition or family history has an impact on current care or influences treatment.

B. Abnormal findings

Abnormal findings (laboratory, x-ray, pathologic, and other diagnostic results) are not coded and reported unless the provider indicates their clinical significance. If the findings are outside the normal range and the provider has ordered other tests to evaluate the condition or prescribed treatment, it is appropriate to ask the provider whether the abnormal finding should be added.

Please note: This differs from the coding practices in the outpatient setting for coding encounters for diagnostic tests that have been interpreted by a provider.

C. Uncertain Diagnosis

If the diagnosis documented at the time of discharge is qualified as "probable," "suspected," "likely," "questionable," "possible," or "still to be ruled out," "compatible with," "consistent with," or other similar terms indicating uncertainty, code the condition as if it existed or was established. The bases for these guidelines are the diagnostic workup, arrangements for further workup or observation, and initial therapeutic approach that correspond most closely with the established diagnosis.

Note: This guideline is applicable only to inpatient admissions to short-term, acute, long-term care and psychiatric hospitals.

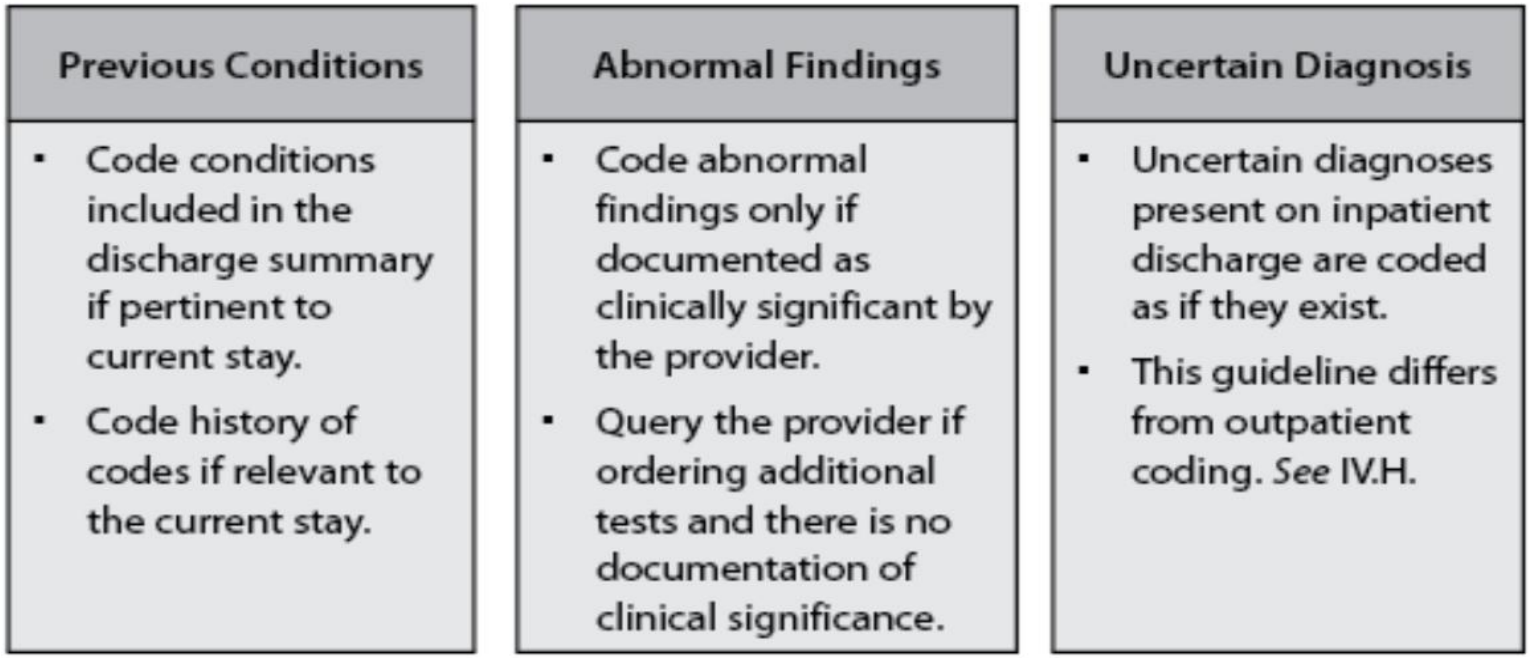

© AAPC. All rights reserved.

Figure Section III: Reporting Additional Diagnoses

Section IV. Diagnostic Coding and Reporting Guidelines for Outpatient Services

These coding guidelines for outpatient diagnoses have been approved for use by hospitals/ providers in coding and reporting hospital-based outpatient services and provider-based office visits. Guidelines in Section I, Conventions, general coding guidelines and chapter-specific guidelines, should also be applied for outpatient services and office visits.

Information about the use of certain abbreviations, punctuation, symbols, and other conventions used in the ICD-10-CM Tabular List (code numbers and titles), can be found in Section IA of these guidelines, under "Conventions Used in the Tabular List." Section I.B. contains general guidelines that apply to the entire classification. Section I.C. contains chapter-specific guidelines that correspond to the chapters as they are arranged in the classification. Information about the correct sequence to use in finding a code is also described in Section I.

The terms encounter and visit are often used interchangeably in describing outpatient service contacts and, therefore, appear together in these guidelines without distinguishing one from the other.

Though the conventions and general guidelines apply to all settings, coding guidelines for outpatient and provider reporting of diagnoses will vary in a number of instances from those for inpatient diagnoses, recognizing that:

The Uniform Hospital Discharge Data Set (UHDDS) definition of principal diagnosis does not apply to hospital-based outpatient services and provider-based office visits.

Coding guidelines for inconclusive diagnoses (probable, suspected, rule out, etc.) were developed for inpatient reporting and do not apply to outpatients.

A. Selection of first-listed condition

In the outpatient setting, the term first-listed diagnosis is used in lieu of principal diagnosis.

In determining the first-listed diagnosis the coding conventions of ICD-10-CM, as well as the general and disease specific guidelines take precedence over the outpatient guidelines.

Diagnoses often are not established at the time of the initial encounter/visit. It may take two or more visits before the diagnosis is confirmed.

The most critical rule involves beginning the search for the correct code assignment through the Alphabetic Index. Never begin searching initially in the Tabular List as this will lead to coding errors.

1. Outpatient Surgery

When a patient presents for outpatient surgery (same day surgery), code the reason for the surgery as the first-listed diagnosis (reason for the encounter), even if the surgery is not performed due to a contraindication.

2. Observation Stay

When a patient is admitted for observation for a medical condition, assign a code for the medical condition as the first-listed diagnosis.

When a patient presents for outpatient surgery and develops complications requiring admission to observation, code the reason for the surgery as the first reported diagnosis (reason for the encounter), followed by codes for the complications as secondary diagnoses.

B. Codes from A00.0 through T88.9, Z00-Z99, U00-U85

The appropriate code(s) from A00.0 through T88.9, Z00-Z99 and U00-U85 must be used to identify diagnoses, symptoms, conditions, problems, complaints, or other reason(s) for the encounter/visit.

C. Accurate reporting of ICD-10-CM diagnosis codes

For accurate reporting of ICD-10-CM diagnosis codes, the documentation should describe the patient's condition, using terminology which includes specific diagnoses as well as symptoms, problems, or reasons for the encounter. There are ICD-10-CM codes to describe all of these.

D. Codes that describe symptoms and signs

Codes that describe symptoms and signs, as opposed to diagnoses, are acceptable for reporting purposes when a diagnosis has not been established (confirmed) by the provider. Chapter 18 of ICD-10-CM, Symptoms, Signs, and Abnormal Clinical and Laboratory Findings Not Elsewhere Classified (codes R00-R99) contain many, but not all codes for symptoms.

E. Encounters for circumstances other than a disease or injury

ICD-10-CM provides codes to deal with encounters for circumstances other than a disease or injury. The Factors Influencing Health Status and Contact with Health Services codes (Z00-Z99) are provided to deal with occasions when circumstances other than a disease or injury are recorded as diagnosis or problems.

See Section I.C.21. Factors influencing health status and contact with health services.

F. Level of Detail in Coding

1. ICD-10-CM codes with 3, 4, 5, 6 or 7 characters

ICD-10-CM is composed of codes with 3, 4, 5, 6 or 7 characters. Codes with three characters are included in ICD-10-CM as the heading of a category of codes that may be further subdivided by the use of fourth, fifth, sixth or seventh characters to provide greater specificity.

2. Use of full number of characters required for a code

A three-character code is to be used only if it is not further subdivided. A code is invalid if it has not been coded to the full number of characters required for that code, including the 7th character, if applicable.

3. Highest level of specificity

Code to the highest level of specificity when supported by the medical record documentation.

G. ICD-10-CM code for the diagnosis, condition, problem, or other reason for encounter/visit

List first the ICD-10-CM code for the diagnosis, condition, problem, or other reason for encounter/visit shown in the medical record to be chiefly responsible for the services provided. List additional codes that describe any coexisting conditions. In some cases, the first-listed diagnosis may be a symptom when a diagnosis has not been established (confirmed) by the provider.

H. Uncertain diagnosis (*See* Figure IV. H)

Do not code diagnoses documented as "probable", "suspected," "questionable," "rule out," "compatible with," "consistent with," or "working diagnosis" or other similar terms indicating uncertainty. Rather, code the condition(s) to the highest degree of certainty for that encounter/visit, such as symptoms, signs, abnormal test results, or other reason for the visit.

Please note: This differs from the coding practices used by short-term, acute care, long-term care and psychiatric hospitals.

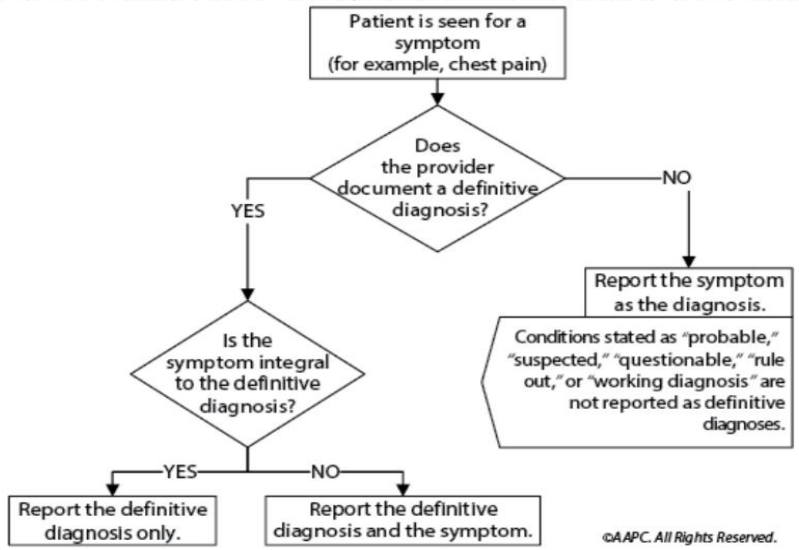

Figure IV.H: Uncertain Diagnosis

I. Chronic diseases

Chronic diseases treated on an ongoing basis may be coded and reported as many times as the patient receives treatment and care for the condition(s).

J. Code all documented conditions that coexist

Code all documented conditions that coexist at the time of the encounter/visit, and that require or affect patient care treatment or management. Do not code conditions that were previously treated and no longer exist. However, history codes (categories Z80- Z87) may be used as secondary codes if the historical condition or family history has an impact on current care or influences treatment.

K. Patients receiving diagnostic services only

For patients receiving diagnostic services only during an encounter/visit, sequence first the diagnosis, condition, problem, or other reason for encounter/visit shown in the medical record to be chiefly responsible for the outpatient services provided during the encounter/visit. Codes for other diagnoses (e.g., chronic conditions) may be sequenced as additional diagnoses.

For encounters for routine laboratory/radiology testing in the absence of any signs, symptoms, or associated diagnosis, assign Z01.89, Encounter for other specified special examinations. If routine testing is performed during the same encounter as a test to evaluate a sign, symptom, or diagnosis, it is appropriate to assign both the Z code and the code describing the reason for the non-routine test.

For outpatient encounters for diagnostic tests that have been interpreted by a physician, and the final report is available at the time of coding, code any confirmed or definitive diagnosis(es) documented in the interpretation. Do not code related signs and symptoms as additional diagnoses.

Please note: This differs from the coding practice in the hospital inpatient setting regarding abnormal findings on test results.

L. Patients receiving therapeutic services only

For patients receiving therapeutic services only during an encounter/visit, sequence first the diagnosis, condition, problem, or other reason for encounter/visit shown in the medical record to be chiefly responsible for the outpatient services provided during the encounter/visit. Codes for other diagnoses (e.g., chronic conditions) may be sequenced as additional diagnoses.

The only exception to this rule is that when the primary reason for the admission/encounter is chemotherapy or radiation therapy, the appropriate Z code for the service is listed first, and the diagnosis or problem for which the service is being performed listed second.

M. Patients receiving preoperative evaluations only (See Figure IV. M)

For patients receiving preoperative evaluations only, sequence first a code from subcategory Z01.81, Encounter for pre-procedural examinations, to describe the pre-op consultations. Assign a code for the condition to describe the reason for the surgery as an additional diagnosis. Code also any findings related to the pre-op evaluation.



©AAPC. All rights reserved.

Figure IV.M: Patients Receiving Preoperative Evaluations Only

N. Ambulatory surgery

For ambulatory surgery, code the diagnosis for which the surgery was performed. If the postoperative diagnosis is known to be different from the preoperative diagnosis at the time the diagnosis is confirmed, select the postoperative diagnosis for coding, since it is the most definitive.

O. Routine outpatient prenatal visits

See Section I.C.15. Routine outpatient prenatal visits.

O. Routine outpatient prenatal visits

See Section I.C.15. Routine outpatient prenatal visits.

P. Encounters for general medical examinations with abnormal findings

The subcategories for encounters for general medical examinations, Z00.0- and encounter for routine child health examination, Z00.12-, provide codes for with and without abnormal findings. Should a general medical examination result in an abnormal finding, the code for general medical examination with abnormal finding should be assigned as the first-listed diagnosis. An examination with abnormal findings refers to a condition/diagnosis that is newly identified or a change in severity of a chronic condition (such as uncontrolled hypertension, or an acute exacerbation of chronic obstructive pulmonary disease) during a routine physical examination. A secondary code for the abnormal finding should also be coded.

Q. Encounters for routine health screenings

See Section I.C.21. Factors influencing health status and contact with health services, Screening.

Appendix I Present on Admission Reporting Guidelines (See Figure Appendix I)

Introduction

These guidelines are to be used as a supplement to the *ICD-10-CM Official Guidelines for Coding and Reporting* to facilitate the assignment of the Present on Admission (POA) indicator for each diagnosis and external cause of injury code reported on claim forms (UB-04 and 837 Institutional).

These guidelines are not intended to replace any guidelines in the main body of the *ICD-10-CM Official Guidelines for Coding and Reporting*. The POA guidelines are not intended to provide guidance on when a condition should be coded, but rather, how to apply the POA indicator to the final set of diagnosis codes that have been assigned in accordance with Sections I, II, and III of the official coding guidelines. Subsequent to the assignment of the ICD-10-CM codes, the POA indicator should then be assigned to those conditions that have been coded.

As stated in the Introduction to the ICD-10-CM Official Guidelines for Coding and Reporting, a joint effort between the healthcare provider and the coder is essential to achieve complete and accurate documentation, code assignment, and reporting of diagnoses and procedures. The importance of consistent, complete documentation in the medical record cannot be overemphasized. Medical record documentation from any provider involved in the care and treatment of the patient may be used to support the determination of whether a condition was present on admission or not. In the context of the official coding guidelines, the term "provider" means a physician or any qualified healthcare practitioner who is legally accountable for establishing the patient's diagnosis.

These guidelines are not a substitute for the provider's clinical judgment as to the determination of whether a condition was/was not present on admission. The provider should be queried regarding issues related to the linking of signs/symptoms, timing of test results, and the timing of findings.

Please see the CDC website for the detailed list of ICD-10-CM codes that do not require the use of a POA indicator (**https://www.cdc.gov/nchs/icd/icd-10-cm/files.html**). The codes and categories on this exempt list are for circumstances regarding the healthcare encounter or factors influencing health status that do not represent a current disease or injury or that describe conditions that are always present on admission.

General Reporting Requirements

All claims involving inpatient admissions to general acute care hospitals or other facilities that are subject to a law or regulation mandating collection of present on admission information.

Present on admission is defined as present at the time the order for inpatient admission occurs — conditions that develop during an outpatient encounter, including emergency department, observation, or outpatient surgery, are considered as present on admission.

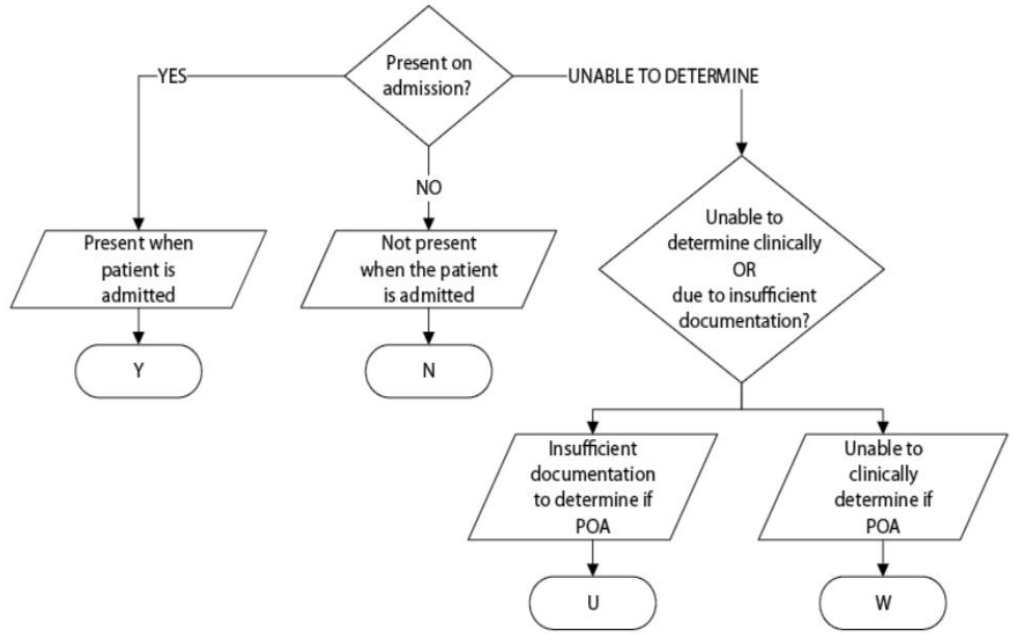

Figure Appendix I: Present on Admission Reporting Guidelines

POA indicator is assigned to principal and secondary diagnoses (as defined in Section II of the Official Guidelines for Coding and Reporting) and the external cause of injury codes.
Issues related to inconsistent, missing, conflicting or unclear documentation must still be resolved by the provider.
If a condition would not be coded and reported based on UHDDS definitions and current official coding guidelines, then the POA indicator would not be reported.

Reporting Options

Y - Yes
N - No
U - Unknown
W - Clinically undetermined
Unreported/Not used - (Exempt from POA reporting)

Reporting Definitions

Y = present at the time of inpatient admission

N = not present at the time of inpatient admission

U = documentation is insufficient to determine if condition is present on admission

W = provider is unable to clinically determine whether condition was present on admission or not

Timeframe for POA Identification and Documentation

There is no required timeframe as to when a provider (per the definition of "provider" used in these guidelines) must identify or document a condition to be present on admission. In some clinical situations, it may not be possible for a provider to make a definitive diagnosis (or a condition may not be recognized or reported by the patient) for a period of time after admission. In some cases, it may be several days before the provider arrives at a definitive diagnosis. This does not mean that the condition was not present on admission. Determination of whether the condition was present on admission or not will be based on the applicable POA guideline as identified in this document, or on the provider's best clinical judgment.

If at the time of code assignment the documentation is unclear as to whether a condition was present on admission or not, it is appropriate to query the provider for clarification.

Assigning the POA Indicator

Condition is on the "Exempt from Reporting" list.

Leave the "present on admission" field blank if the condition is on the list of ICD-10-CM codes for which this field is not applicable. This is the only circumstance in which the field may be left blank.

POA Explicitly Documented

Assign Y for any condition the provider explicitly documents as being present on admission.

Assign N for any condition the provider explicitly documents as not present at the time of admission.

Conditions diagnosed prior to inpatient admission

Assign "Y" for conditions that were diagnosed prior to admission (example: hypertension, diabetes mellitus, asthma).

Conditions diagnosed during the admission but clearly present before admission

Assign "Y" for conditions diagnosed during the admission that were clearly present but not diagnosed until after admission occurred.

Diagnoses subsequently confirmed after admission are considered present on admission if at the time of admission they are documented as suspected, possible, rule out, differential diagnosis, or constitute an underlying cause of a symptom that is present at the time of admission.

Condition develops during outpatient encounter prior to inpatient admission

Assign Y for any condition that develops during an outpatient encounter prior to a written order for inpatient admission.

Documentation does not indicate whether condition was present on admission

Assign "U" when the medical record documentation is unclear as to whether the condition was present on admission. "U" should not be routinely assigned and used only in very limited circumstances. Coders are encouraged to query the providers when the documentation is unclear.

Documentation states that it cannot be determined whether the condition was or was not present on admission

Assign "W" when the medical record documentation indicates that it cannot be clinically determined whether or not the condition was present on admission.

Chronic condition with acute exacerbation during the admission

If a single code identifies both the chronic condition and the acute exacerbation, see POA guidelines pertaining to codes that contain multiple clinical concepts.

If a single code only identifies the chronic condition and not the acute exacerbation (e.g., acute exacerbation of chronic leukemia), assign "Y."

Conditions documented as possible, probable, suspected, or rule out at the time of discharge

If the final diagnosis contains a possible, probable, suspected, or rule out diagnosis, and this diagnosis was based on signs, symptoms or clinical findings suspected at the time of inpatient admission, assign "Y."

If the final diagnosis contains a possible, probable, suspected, or rule out diagnosis, and this diagnosis was based on signs, symptoms or clinical findings that were not present on admission, assign "N".

Conditions documented as impending or threatened at the time of discharge

If the final diagnosis contains an impending or threatened diagnosis, and this diagnosis is based on symptoms or clinical findings that were present on admission, assign "Y".

If the final diagnosis contains an impending or threatened diagnosis, and this diagnosis is based on symptoms or clinical findings that were not present on admission, assign "N".

Acute and Chronic Conditions

Assign "Y" for acute conditions that are present at time of admission and N for acute conditions that are not present at time of admission.

Assign "Y" for chronic conditions, even though the condition may not be diagnosed until after admission.

If a single code identifies both an acute and chronic condition, see the POA guidelines for codes that contain multiple clinical concepts.

Codes That Contain Multiple Clinical Concepts

Assign "N" if at least one of the clinical concepts included in the code was not present on admission (e.g., COPD with acute exacerbation and the exacerbation was not present on admission; gastric ulcer that does not start bleeding until after admission; asthma patient develops status asthmaticus after admission).

Assign "Y" if all of the clinical concepts included in the code were present on admission (e.g., duodenal ulcer that perforates prior to admission).

For infection codes that include the causal organism, assign "Y" if the infection (or signs of the infection) were present on admission, even though the culture results may not be known until after admission (e.g., patient is admitted with pneumonia and the provider documents Pseudomonas as the causal organism a few days later).

Same Diagnosis Code for Two or More Conditions:

When the same ICD-10-CM diagnosis code applies to two or more conditions during the same encounter (e.g. two separate conditions classified to the same ICD-10-CM diagnosis code):

Assign "Y" if all conditions represented by the single ICD-10-CM code were present on admission (e.g. bilateral unspecified age-related cataracts).

Assign "N" if any of the conditions represented by the single ICD-10-CM code was not present on admission (e.g. traumatic secondary and recurrent hemorrhage and seroma is assigned to a single code T79.2, but only one of the conditions was present on admission).

Obstetrical conditions

Whether or not the patient delivers during the current hospitalization does not affect assignment of the POA indicator. The determining factor for POA assignment is whether the pregnancy complication or obstetrical condition described by the code was present at the time of admission or not.

If the pregnancy complication or obstetrical condition was present on admission (e.g., patient admitted in preterm labor), assign "Y".

If the pregnancy complication or obstetrical condition was not present on admission (e.g., 2nd degree laceration during delivery, postpartum hemorrhage that occurred during current hospitalization, fetal distress develops after admission), assign "N".

If the obstetrical code includes more than one diagnosis and any of the diagnoses identified by the code were not present on admission assign "N". (e.g., Category O11, Pre-existing hypertension with pre-eclampsia).

Perinatal conditions

Newborns are not considered to be admitted until after birth. Therefore, any condition present at birth or that developed in utero is considered present at admission and should be assigned "Y". This includes conditions that occur during delivery (e.g., injury during delivery, meconium aspiration, exposure to streptococcus B in the vaginal canal).

Congenital conditions and anomalies

Assign "Y" for congenital conditions and anomalies except for categories Q00- Q99, Congenital anomalies, which are on the exempt list. Congenital conditions are always considered present on admission.

External cause of injury codes

Assign "Y" for any external cause code representing an external cause of morbidity that occurred prior to inpatient admission (e.g., patient fell out of bed at home, patient fell out of bed in emergency room prior to admission).

Assign "N" for any external cause code representing an external cause of morbidity that occurred during inpatient hospitalization (e.g., patient fell out of hospital bed during hospital stay, patient experienced an adverse reaction to a medication administered after inpatient admission).

Preface

ICD-10-CM Official Preface

This Fiscal Year 2026 update of the International Statistical Classification of Diseases and Related Health Problems, 10th revision, Clinical Modification (ICD-10-CM) is being published by the United States government in recognition of its responsibility to promulgate this classification throughout the United States for morbidity coding. The International Statistical Classification of Diseases and Related Health Problems, 10th Revision ICD-10, published by the World Health Organization (WHO), is the foundation of ICD-10-CM. ICD-10 continues to be the classification used in cause-of-death coding in the United States. The ICD-10-CM is comparable with the ICD-10. The WHO Collaborating Center for the Family of International Classifications in North America, housed at the Centers for Disease Control and Prevention's National Center for Health Statistics (NCHS), has responsibility for the implementation of ICD and other WHO-FIC classifications and serves as a liaison with the WHO, fulfilling international obligations for comparable classifications and the national health data needs of the United States. The historical background of ICD and ICD-10 can be found in the Introduction to the International Classification of Diseases and Related Health Problems (ICD-10), 2010, World Health Organization, Geneva, Switzerland.

ICD-10-CM is the United States' clinical modification of the World Health Organization's ICD-10. The term "clinical" is used to emphasize the modification's intent: to serve as a useful tool in the area of classification of morbidity data for indexing of health records, medical care review, and ambulatory and other health care programs, as well as for basic health statistics. To describe the clinical picture of the patient the codes must be more precise than those needed only for statistical groupings and trend analysis.

Characteristics of ICD-10-CM

ICD-10-CM far exceeds its predecessors in the number of concepts and codes provided. The disease classification has been expanded to include health-related conditions and to provide greater specificity at the sixth and seventh character level.

The sixth and seventh characters are not optional and are intended for use in recording the information documented in the clinical record. ICD-10-CM extensions, interpretations, modifications, addenda, or errata other than those approved by the Centers for Disease Control and Prevention are not to be considered official and should not be utilized. Continuous maintenance of the ICD-10-CM is the responsibility of the aforementioned agencies. However, because the ICD-10-CM represents the best in contemporary thinking of clinicians, nosologists, epidemiologists, and statisticians from both public and private sectors, when future modifications are considered, advice will be sought from all stakeholders. All official authorized addenda since the last complete update have been included in this revision. For more detailed information please see the complete official authorized addenda to ICD-10-CM, including the "ICD-10-CM Official Guidelines for Coding and Reporting," and a description of the ICD-10-CM updating and maintenance process at www.cms.gov.

List of Features

ICD-10-CM is essential to documenting medical necessity for services rendered, and accurate codes mean better outcomes for the patient, your claims, and your practice or facility.

Count on this code book to help you choose and report the right ICD-10-CM code. Unique features, intuitive design, and expert features that coders developed assure this code book will keep your coding on target.

This code book includes the ICD-10-CM complete code set for 2026, including the Tabular List, Alphabetic Index to Diseases and Injuries, Table of Neoplasms, Table of Drugs and Chemicals, and Index to External Causes of Injuries, effective October 1, 2025.

To help you make the most of this code book, we also include the following features:

- ICD-10-CM Official Guidelines for Coding and Reporting for 2026 located at the front of the book and before each chapter, for quick reference. The Health Insurance Portability and Accountability Act (HIPAA) requires all entities assigning ICD-10-CM codes to follow these guidelines.
- Guideline Tips for each chapter providing easy-to-understand lay language located on the publisher's website.
- Anatomy and physiology descriptions before chapters containing information pertaining to specific body anatomy and diseases.
- Colorful illustrations of body systems at the front of the book.
- Illustrations of anatomy and conditions throughout the Tabular List to help you to better understand how to assign specific codes.
- AHA *Coding Clinic*® article citations throughout the Tabular List.
- Symbols indicating "Additional character required" provided in both the Alphabetic Index and Tabular List.
- Red font for Code first, Code also, and Use additional code notes.
- Bold coding tips and definitions of medical terms throughout the Tabular List.
- Symbols identifying adult, pediatric, newborn, and maternity codes.
- Highlighted text and instructional notes help you recognize important code usage guidance such as Includes, Excludes1, and Excludes2 notes, "Other Specified", "Unspecified", Manifestation, and MIPS Quality Measures codes.
- Z code as first-listed diagnosis symbol to alert you when you can only assign a Z code as the first-listed diagnosis.
- HCC and RxHCC symbols to alert you to these diagnoses.
- "Eye" symbol and guideline reference to alert you that more information about a specific code can be found in the Official Guidelines.
- Symbols for unacceptable principal diagnosis, code exempt from diagnosis present on admission requirement, complication or comorbidity, CC/MCC exclusion, questionable admission, and HAC alert.
- User-friendly page design, including dictionary-style headers, color bleed tabs, and legend keys.
- Green font is used to differentiate bilaterality and other key words that appear in similar code descriptions in a given category.
- Appendix B listing all new, revised, and deleted codes along with their effective dates.
- Symbols indicating new codes, new text, revised codes, and revised text.
- Stick-on tabs to use for main sections of the book, including each Tabular List chapter.
- Appendix A listing Z codes for long-term use of drugs organized alphabetically with both brand and generic drug names.
- Notes pages throughout Tabular List chapters to record important coding information.
- Extension "X" symbol alerts you that a 7th character is required after the X placeholder.
- Vertical yellow rule in the Alphabetical Index to Diseases and Injuries and the Index to External Causes of Injuries
- Chapter-specific Official Guidelines located at the beginning of each chapter in the Tabular List

Practical Steps for Using the ICD-10-CM Book

This code book includes the diagnosis code set from the International Classification of Diseases, 10th Revision, Clinical Modification (ICD-10-CM) 2026.

Understand Code Structure to Choose the Most Specific Code

ICD-10-CM codes are made up of a minimum of three characters and a maximum of seven characters:

- Character 1 – capital letter A-Z
- Character 2 – number
- Character 3 – number
- Character 4 – number or letter – capital or lowercase
- Character 5 – number or letter – capital or lowercase
- Character 6 – number or letter – capital or lowercase
- Character 7 – number or letter – capital or lowercase; character 7 is only used in specific chapters, including pregnancy, musculoskeletal, injuries, and external causes of morbidity

Each Tabular List chapter is divided into subchapters, which are also called blocks.

Subchapters are divided into:

Categories (3 characters) – Represent one disease or a group of diseases or related conditions. If a category does not have a further subdivision, it is called a code.

Categories are divided into:

Subcategories (4-5 characters) – Represent greater specificity of one disease or a group of diseases.

Subcategories are divided into:

Codes (4-7 characters) – Codes are the final level which cannot be subdivided further. Codes that are 7 characters are always called "codes" because 7 is the maximum number of characters in a code.

Review the ICD-10-CM Volumes Included in This Code Book

This code book includes the:

- **ICD-10-CM Volume 1 Tabular List of Diseases and Injuries,** which includes diagnosis codes in numerical order, and their official descriptors, for 22 chapters
- **ICD-10-CM Volume 2 Alphabetic Index,** consisting of:
  - o Index of Diseases and Injuries
  - o Index of External Causes of Injury
  - o Table of Neoplasms
  - o Table of Drugs and Chemicals

This code book follows the industry standard of placing the Alphabetic Index before the Tabular List because when you search for a code, you should always check the Index first to make a preliminary code choice and then check the Tabular List for confirmation.

Code Diagnoses With Confidence Following This Approach

- The first step in choosing the proper ICD-10-CM code is reading the medical documentation to identify the diagnosis the provider documents and confirms. If there is no confirmed diagnosis, look for the sign or symptom that brought the patient in or other reason for the encounter.
  - Be sure to check online or hard copy references, such as medical dictionaries and anatomy resources to look up unfamiliar terms.
- Next, decide which main term you will search in the Index based on the patient's specific case. ICD-10-CM doesn't use body sites as main terms. Instead, look for the disease, sign, symptom, etc. You can find the body site as a subterm. For neoplasm diagnoses, review the Table of Neoplasms for the appropriate diagnosis. Search for the neoplasm histology as a main term (carcinoma, leukemia, glioblastoma) and the body site as a subterm. The histology will take you to a code to cross-reference to the Tabular or direct you to the Table of Neoplasms. If you cannot find the histology as a main term, or cannot find a code to cross-reference for the histology and body site, then go directly to the Table of Neoplasms to search for the body site of the neoplasm. You will also need to go directly to the Table of Neoplasms if the provider does not document the histology.
- Once you find the main term in the Index, note the recommended code. Start with the main term and review any available subterms. Also note whether the Index offers any other clues to proper coding, such as the need for additional characters or the need for an additional code.
- Turn to that code in the Tabular List, and read the full code descriptor. Keep in mind that you may need to read the subcategory and category titles as well as the code descriptor to get the full meaning of the code.
- Check to see whether ICD-10-CM requires additional characters for that code. If so, review the code definitions of any available categories and subcategories.
  - Remember, if a code has seven characters available, you must report all seven characters, both to comply with coding rules and to prevent insurers from denying your claim. Similarly, if a code has four characters, with no fifth character available, you must report all four characters rather than a three-character code. This code book will alert you to the need for an additional character using easily identifiable symbols.
- If the Index points you to a code that includes the terms other, unspecified, NOS (not otherwise specified), or NEC (not elsewhere classifiable), double check that a more specific code isn't available. Always report the most specific code the medical record supports.
- Before making your final code decision, review all applicable notes and instructions to be sure they don't affect your choice. You'll find these notes and instructions on every level, from the chapter to the code itself. You will find many notes highlighted and color coded for easy reference in the Tabular List. You can find the meaning of the highlights in the legend at the bottom of each page in the Tabular List. Also review the surrounding codes to be sure there isn't a more appropriate code available.
- Finally, take a moment to confirm that your code choice complies with the philosophy of ethical coding. Never report an ICD-10-CM code simply because it will support reimbursement from a payer. Report only those codes the documentation supports.

Factor In the Other Resources in This Code Book

In addition to the Alphabetic Index and Tabular List, you'll find the following materials in this code book:

- **Symbols and Conventions Specific to This ICD-10-CM Code Book:** Read this section to make the most of all of the resources and instructional symbols this code book includes.
- **ICD-10-CM Official Guidelines for Coding and Reporting:** No coder should let a year go by without reviewing the Official Guidelines. These authoritative rules provide many instructions not available in the Tabular List.
- **Additional Content in Tabular List Chapters:** At the beginning of specific Tabular List chapters, you'll find anatomy descriptions, and the publisher's website also includes a useful breakdown of the relevant Official Guidelines specific to codes in that chapter, called Guideline Tips.

Symbols and Conventions

Additional Characters Required Symbols

Indexes

☑ Additional character required

This symbol appears after codes throughout the Index to Diseases and Injuries and the Index to External Causes of Injuries to remind you that a code requires one or more additional characters.

Tabular List

- This red symbol cautions that the code requires an additional fourth character.
- This red symbol cautions that the code requires an additional fifth character.
- This red symbol cautions that the code requires an additional sixth character.
- This red symbol cautions that the code requires an additional seventh character.
- This blue symbol cautions that the code requires an additional seventh character following the placeholder X.

Medicare Code Edit Symbols and Colors

Code edit symbols and colors in this code book are based on the Medicare Code Editor (MCE). The code edit information in this code book is based on MCE draft v43 with the addition of FY 2026 Inpatient Prospective Payment System (IPPS) Proposed Rule updates for the most current information available at the time of printing.

Age Conflict Symbols

Medicare's MCE detects inconsistencies between a patient's age and any diagnosis on the patient's record. Examples include: a five-year-old patient with benign prostatic hypertrophy or a 78-year-old patient coded with a delivery.

N Newborn	Age of 0 years; a subset of diagnoses intended only for newborns and neonates (e.g., fetal distress, perinatal jaundice).
P Pediatric	Age range is 0-17 years inclusive (e.g., Reye's syndrome, routine child health exam).
M Maternity	Age range is 9-64 years inclusive (e.g., diabetes in pregnancy, antepartum pulmonary complication).
A Adult	Age range is 15-124 years inclusive (e.g., senile delirium, mature cataract).

Sex Conflict Symbols

Medicare's draft MCE v42 deactivated the male and female designation on ICD-10-CM codes effective October 1, 2024. Therefore, male/female symbology will no longer appear in this code book.

Other Symbols and Color Coding

Manifestation Codes

The code descriptor is highlighted with a light blue color. Manifestation codes describe the manifestation of an underlying disease, not the disease itself, and therefore should not be used as a primary diagnosis.

Key Terms

Bold green font is used in code descriptors throughout the Tabular List to quickly identify key terms in a given category.

MIPS Quality Measures codes

MIPS Quality Measures codes are identified in pink.

Other Specified Codes

The code descriptor is highlighted with gray color. These codes are assigned when the documentation indicates a specified diagnosis, but the ICD-10-CM code set does not have a specific code that describes the condition.

Unspecified Codes

The code descriptor is highlighted with yellow color. These codes are assigned when neither the diagnostic statement nor the documentation provides enough information to assign a more specific code.

TIP	Coding tips appear throughout the Tabular List to help you to choose the correct code.
DEFINITION	Definitions of medical terms and conditions appear throughout the Tabular List to improve your understanding of terminology.
1st	The 1st trimester symbol appears with applicable codes that apply to the first trimester.
2nd	The 2nd trimester symbol appears with applicable codes that apply to the second trimester.
3rd	The 3rd trimester symbol appears with applicable codes that apply to the third trimester.
● New Code	The new code symbol appears with a code that is new for the current year.
* New Text	The new text symbol appears before text that is added for the current year.
▲ Revised Code Title	A revised code title symbol appears with a code title that is revised for the current year.
► ◄ Revised Text	The revised text facing triangles symbol appears before and after text that is revised for the current year.

Sequencing, Admission, Complication, and Comorbidity Symbols

When relevant, you'll see the following symbols to the right of the code descriptor:

- PDxIn — Unacceptable inpatient principal diagnosis; based on Medicare code edits
- POA — Code exempt from diagnosis present on admission requirement
- CC — Complication or comorbidity; based on CMS data
- MCC — Major complication or comorbidity; based on CMS data
- CC/MCC Exc — Complications or comorbidities/Major complications or comorbidities (CC/MCC) exclusions; based on CMS data
- HAC — Hospital-acquired condition (HAC) alert; based on CMS data
- ? — Questionable admission when used as principal diagnosis; based on Medicare code edits
- HCC — HCC diagnosis codes
- RxHCC — RxHCC diagnosis codes
- Z-1 — Z code as first-listed diagnosis; certain codes may only be reported as the primary/first-listed diagnosis, except when there are multiple encounters on the same day and the medical records for the encounters are combined.

Official Guideline Reference Symbol

This eye symbol along with a guideline reference indicates that more information about this code can be found in the Official Guidelines.

These references are based on 2026 ICD-10-CM Official Guidelines.

Instructional Notes and Symbols

- EXCLUDES1 — Not coded here Excludes1 notes are highlighted in black to alert you to NEVER assign codes listed under Excludes1 along with the code this note is placed with. An exception to the Excludes1 definition is the circumstance when the two conditions are unrelated to each other.
- EXCLUDES2 — Not included here Excludes2 notes are highlighted in gray to alert you that you most likely will not assign codes listed under an Excludes2 note along with the code that the note is placed with. However, you could assign an Excludes2 code as long as the provider documents both conditions.
- INCLUDES — The word "Includes" appears immediately under certain categories to further define or give examples of the content of the category.
- NOTES — Notes appear throughout the Tabular List to provide additional coding information.
- Code first alert — 'Code first' notes appear throughout the Tabular List to indicate which code to assign first.
- Use additional code — 'Use additional code' notes appear on etiology codes throughout the Tabular List to identify when to assign a manifestation code in addition to the principal or primary etiology diagnosis.
- Code also — 'Code also' notes indicate that two codes may be necessary to capture a condition. Sequencing of these codes will depend upon the actual encounter.

Citations to AHA's *Coding Clinic*®

AHA's *Coding Clinic*®, a quarterly newsletter, is the official publication for coding guidelines and advice as designated by the four Cooperating Parties (American Hospital Association, American Health Information Management Association, Centers for Medicare and Medicaid Services (CMS), and National Center for Health Statistics) and the Editorial Advisory Board.

AHA — We've marked codes with related *Coding Clinic*® articles with a citation that includes the quarter and year of the issue.

Anatomical Illustrations

Circulatory System — Arteries and Veins

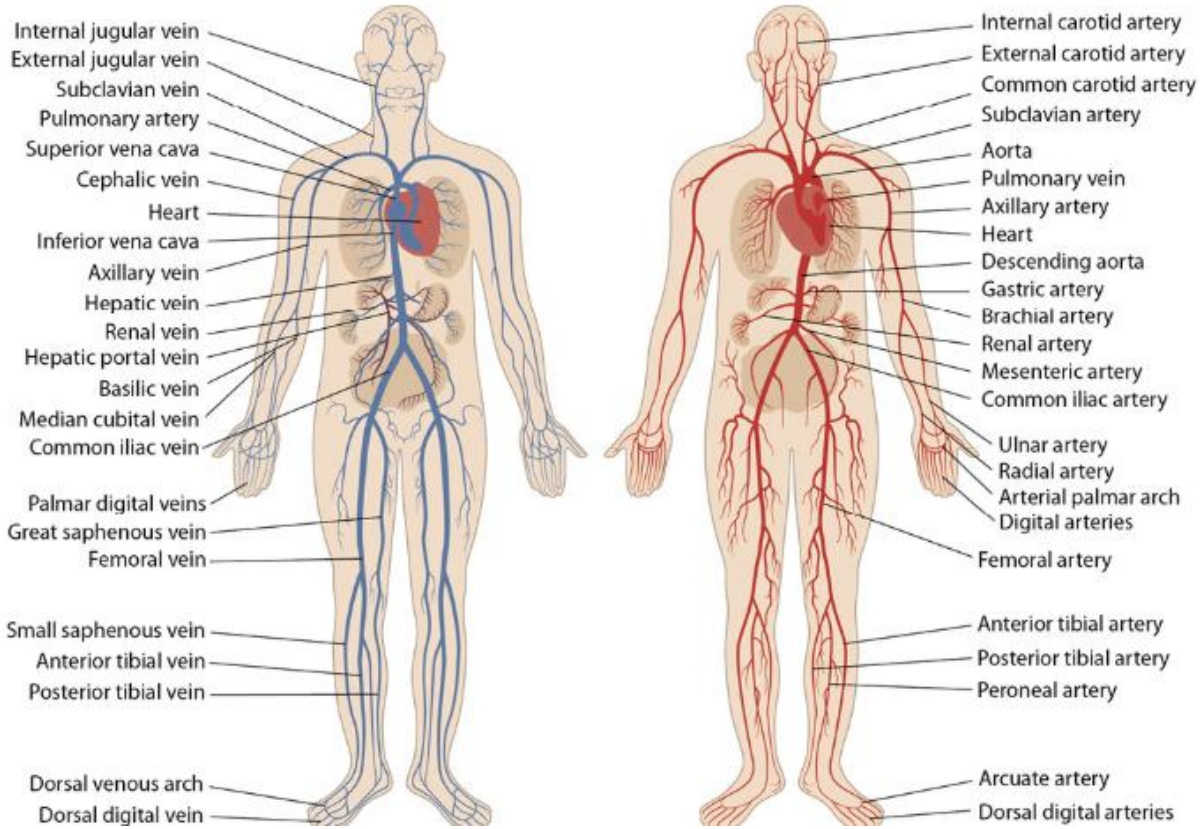

Circulatory System — Artery and Vein Anatomy

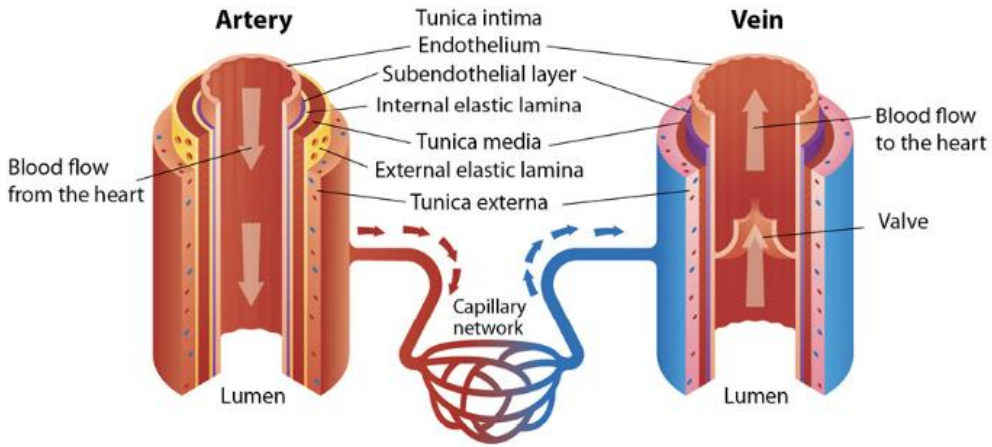

Circulatory System — The Pathway of Blood Flow Through the Heart

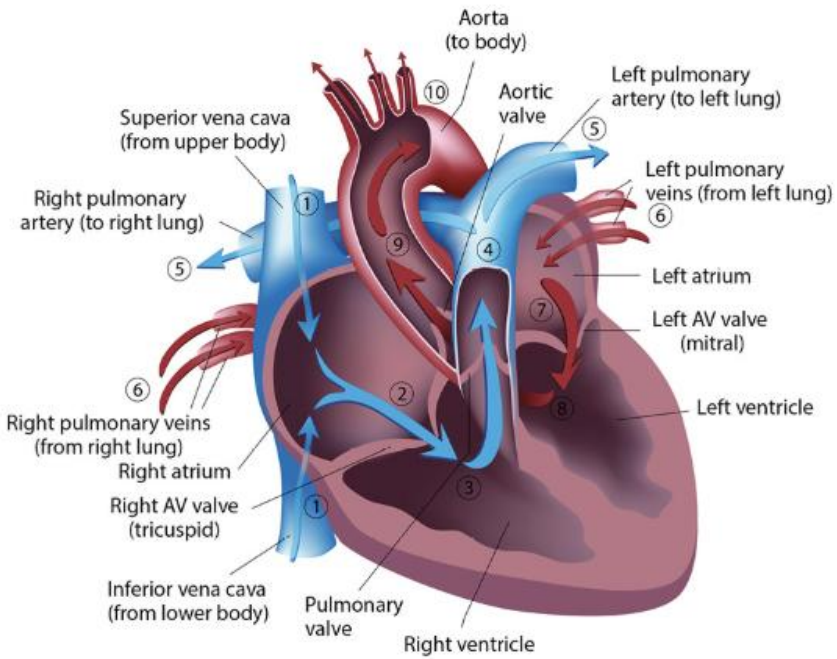

Circulatory System — Electrical Conducting System

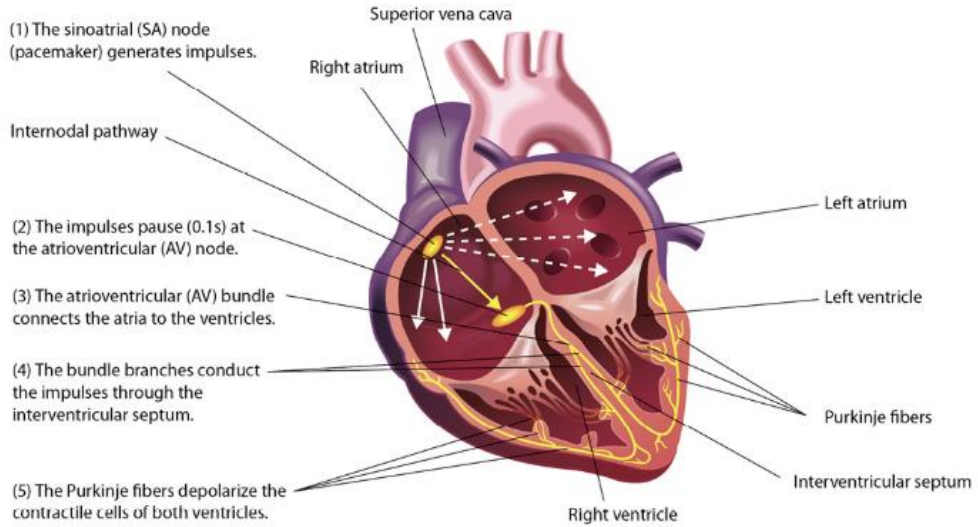

Circulatory System — Coronary Arteries

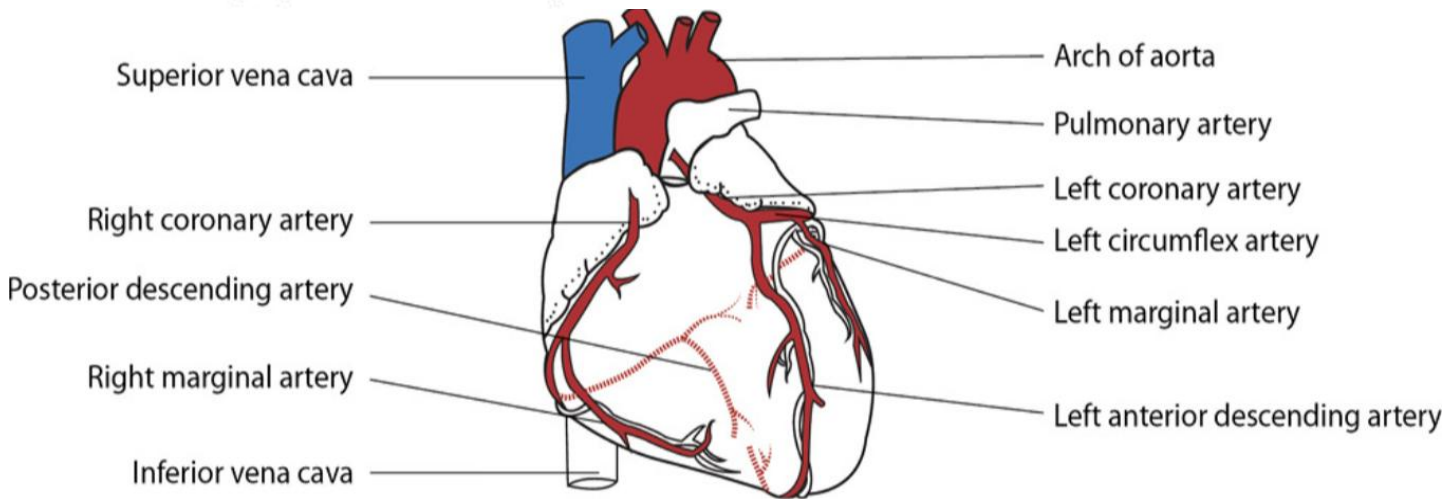

Circulatory System — Heart Wall

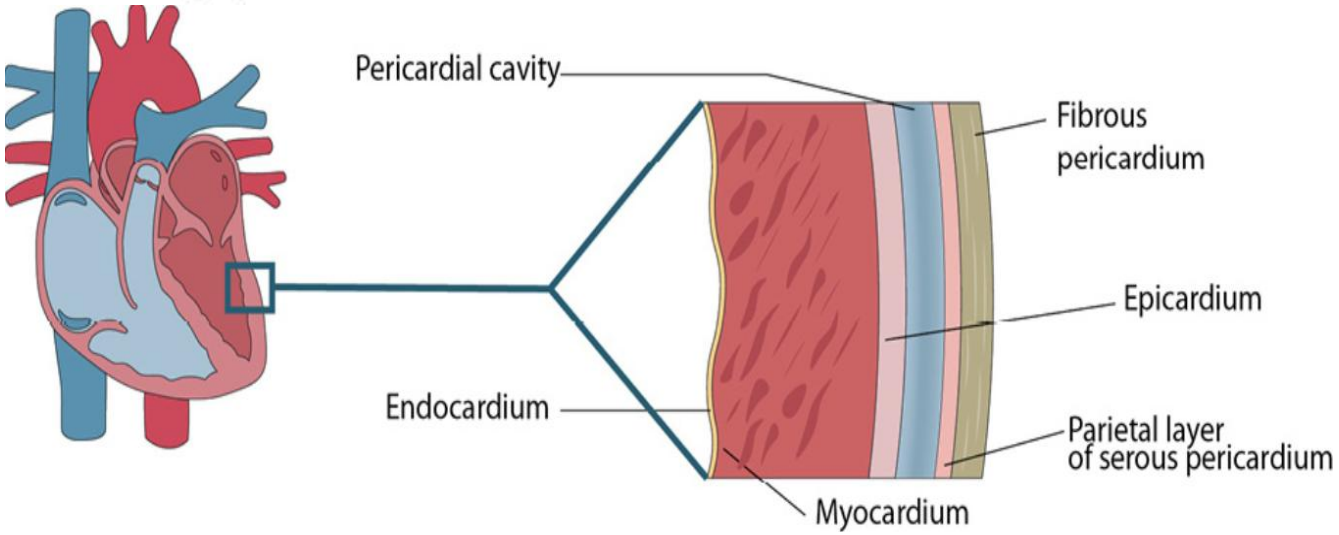

Circulatory System — Cardiac Cycle

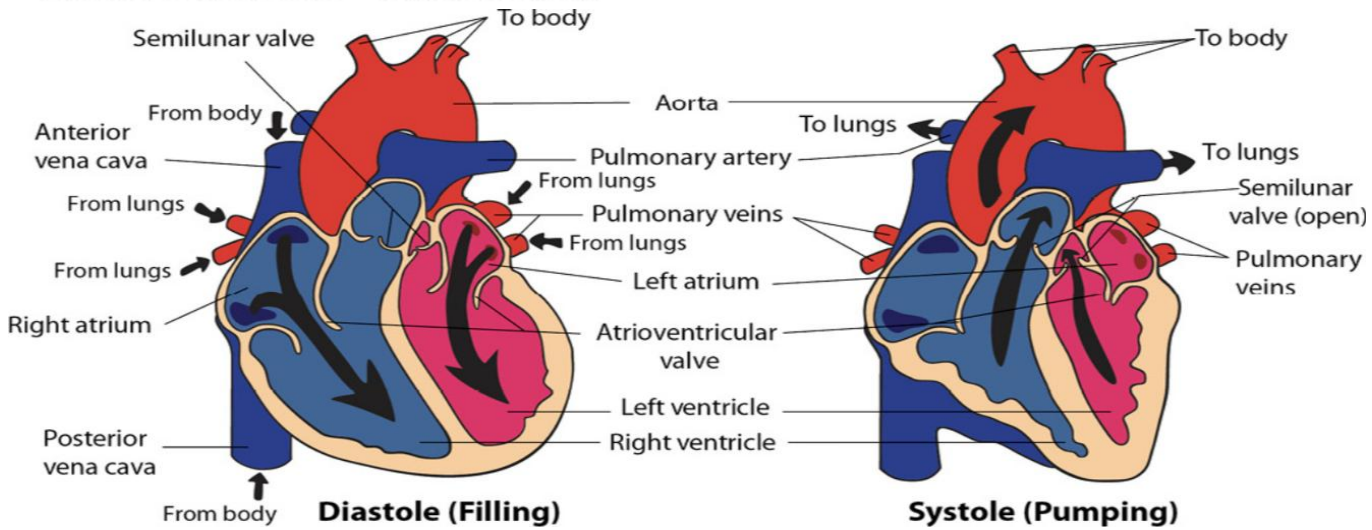

Digestive System Anatomy

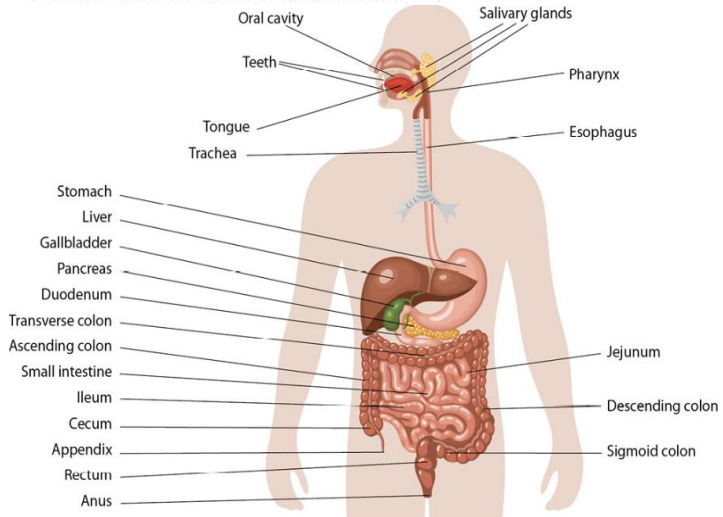

Digestive System — Mouth Anatomy

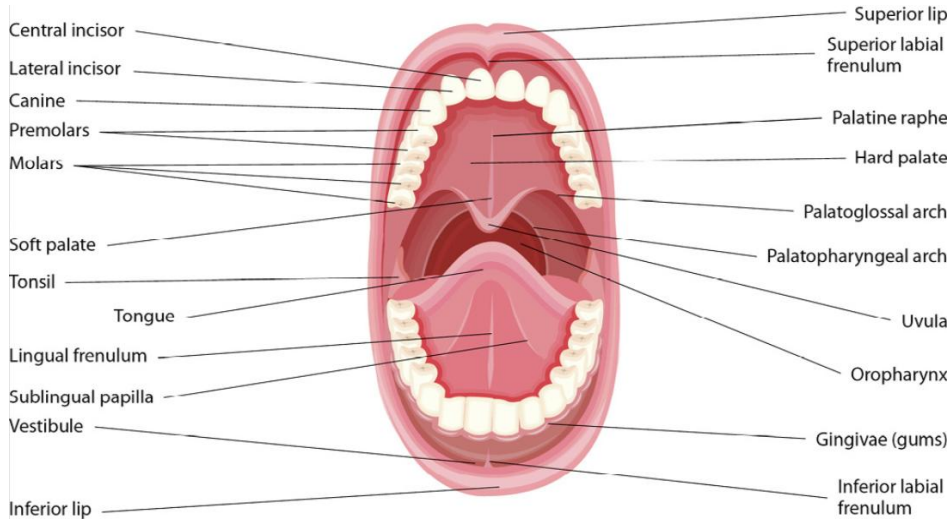

Digestive System — Tongue Anatomy

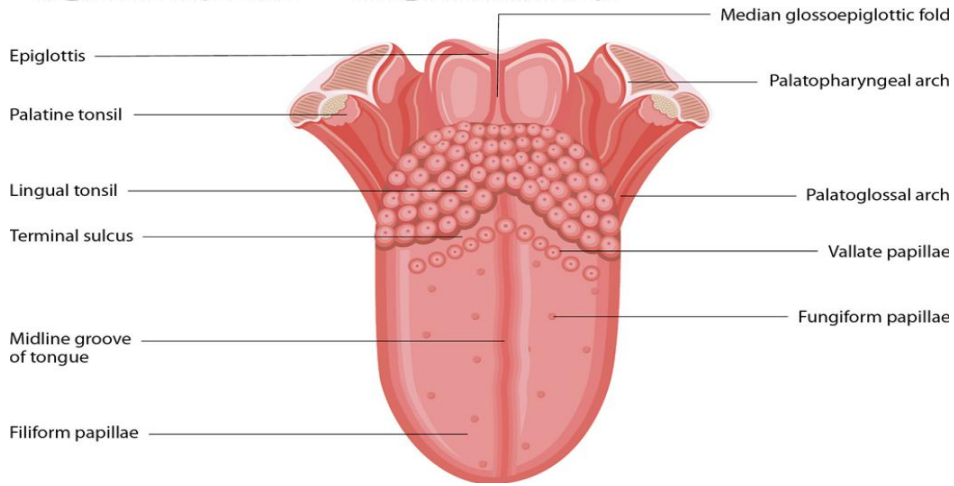

Digestive System — Liver, Gallbladder, Pancreas

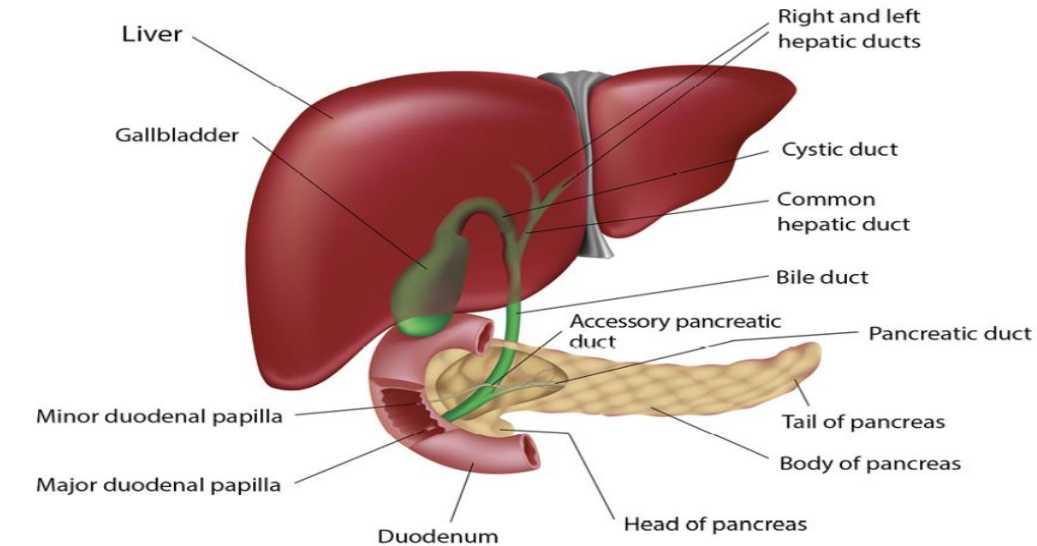

Digestive System — Stomach Anatomy

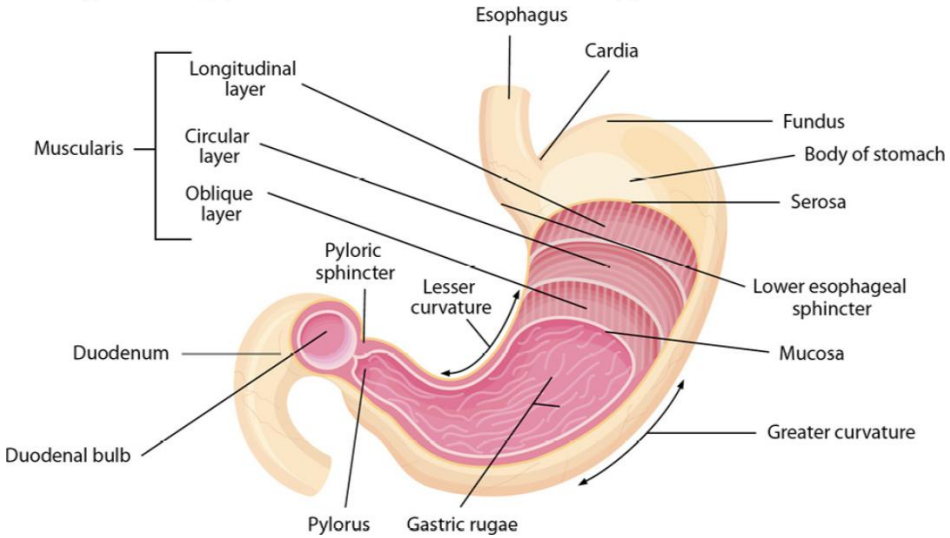

Digestive System — Small Intestine Anatomy

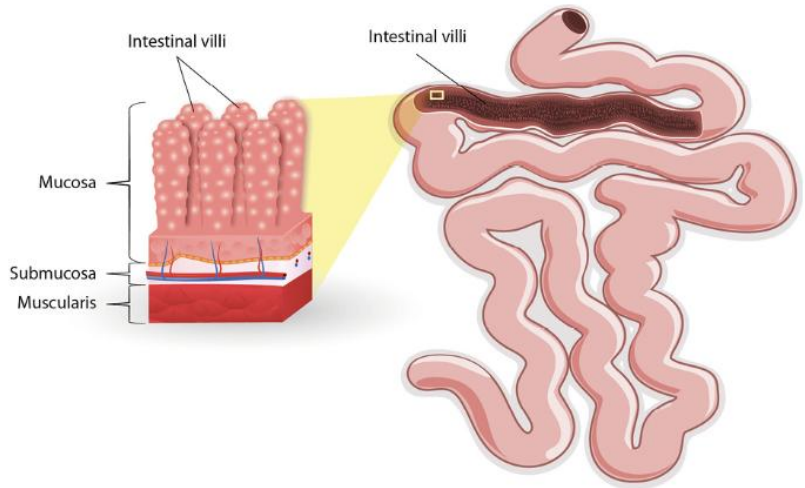

Digestive System — Large Intestine Anatomy

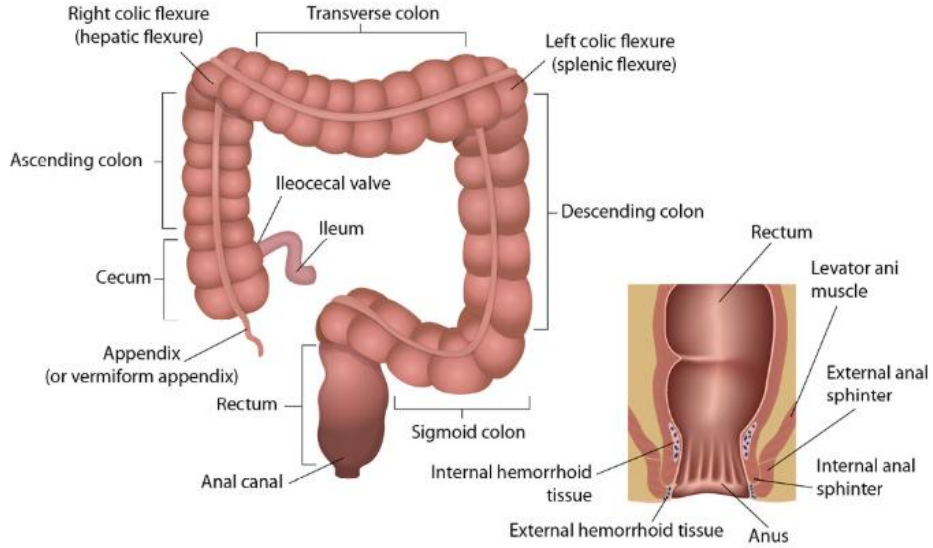

Ear Anatomy

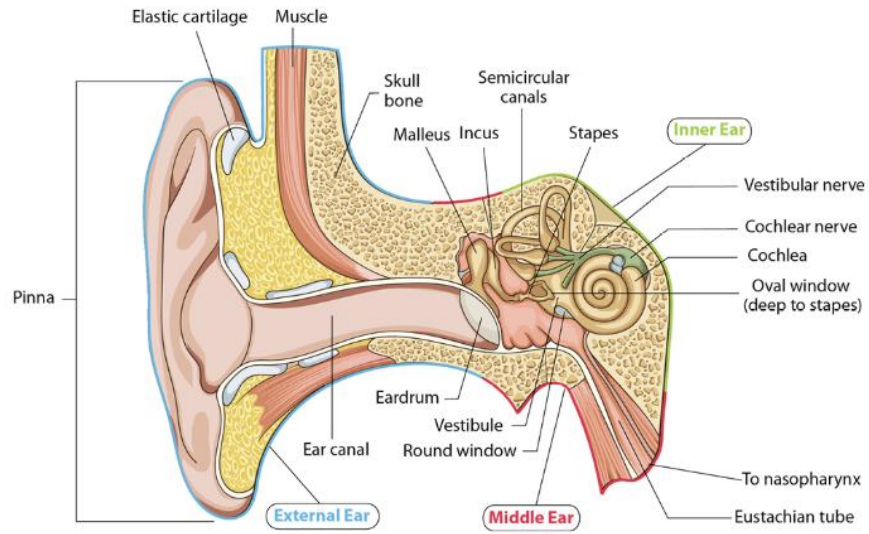

Ear Anatomy — Inner Ear

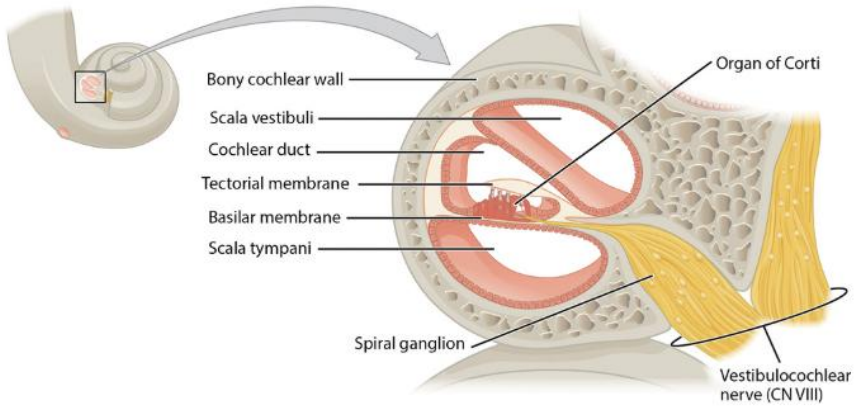

Title: 1406 Cochlea.jpg, **Author:** OpenStax, **Source:** https://cnx.org/contents/FPtK1zmh@8.25:fEI3C8Ot@10/Preface, **License/Permission:** This file is licensed under the Creative Commons Attribution 4.0 International license., **URL link:** https://en.wikiversity.org/wiki/File:1406_Cochlea.jpg

Endocrine System Anatomy and Hormones

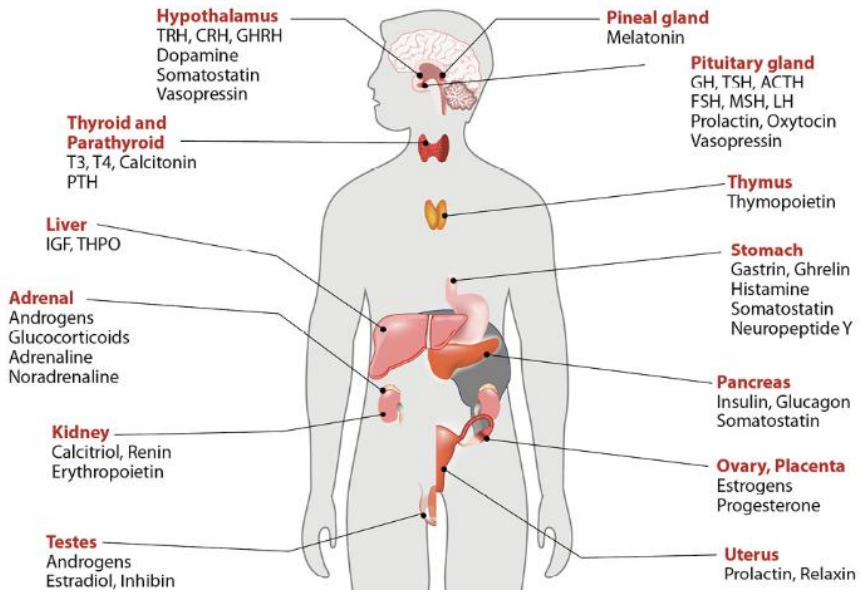

Eye Anatomy

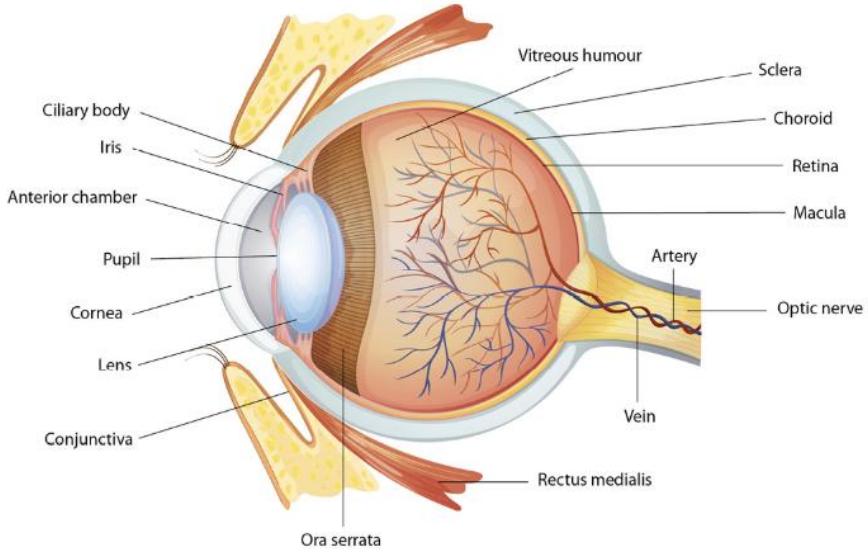

Eye Musculature

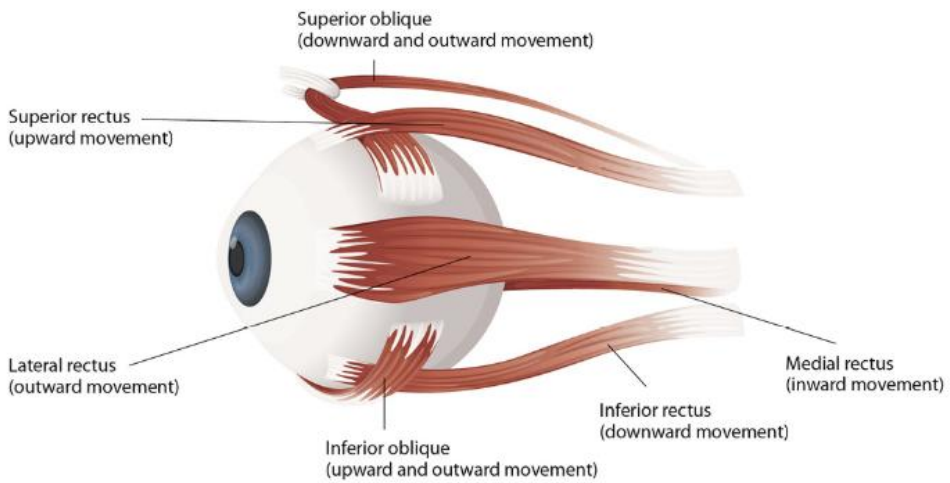

Female Reproductive System Anatomy

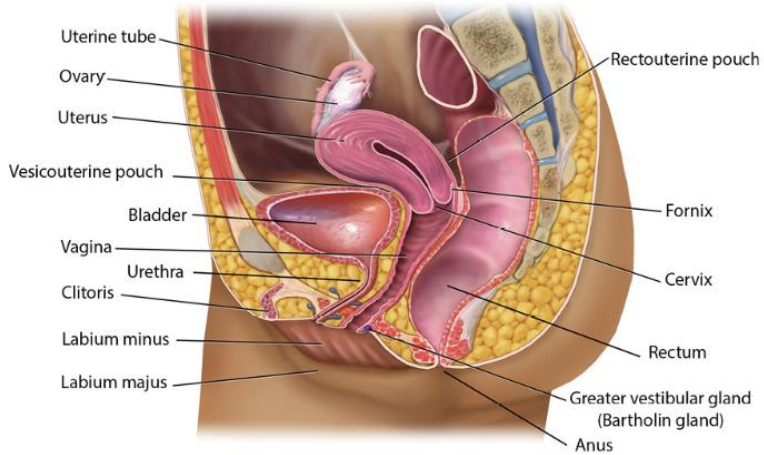

Title: Blausen 0400 FemaleReproSystem 02b.png, **Author:** BruceBlaus., **Source:** Blausen.com staff (2014). "Medical gallery of Blausen Medical 2014". *WikiJournal of Medicine* 1 (2). DOI:10.15347/wjm/2014.010. ISSN 2002-4436.Modified by User:ArnoldReinhold who released mods under CC0,
License/Permission: This file is licensed under the Creative Commons Attribution 3.0 Unported license., **URL link:** https://commons.wikimedia.org/wiki/File:Blausen_0400_FemaleReproSystem_02b.png

Female Reproductive System — Uterus and Adnexa Anatomy

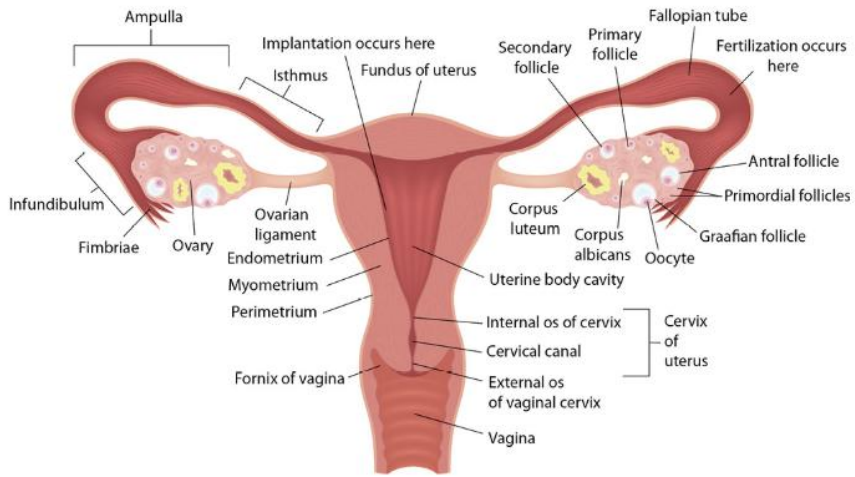

Female Reproductive System

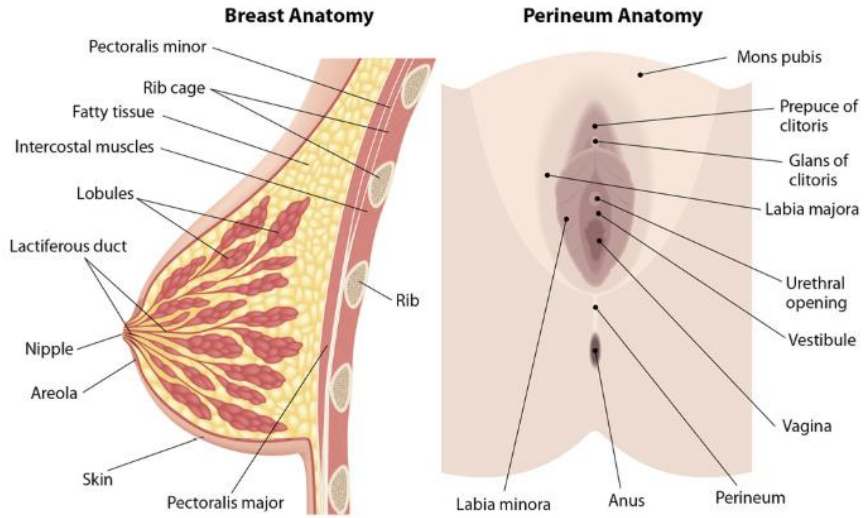

Integumentary System Anatomy

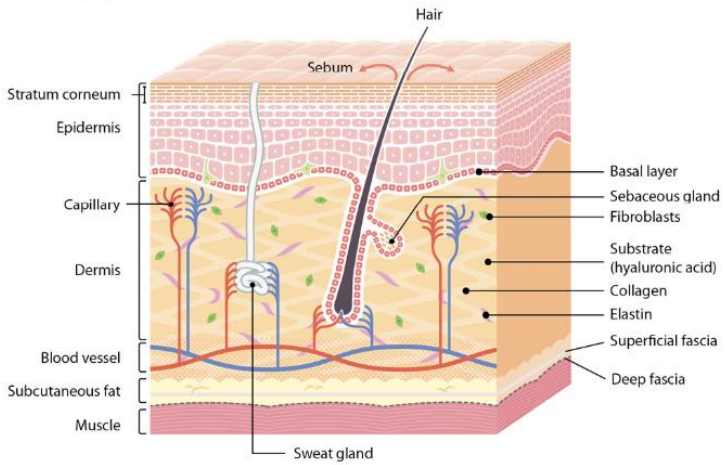

Lymphatic System Anatomy

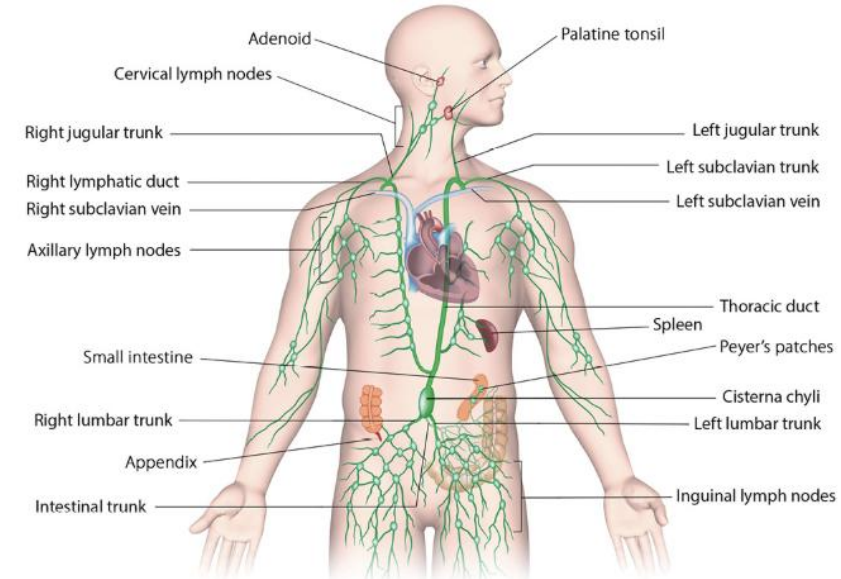

Lymphatic System — Lymph Nodes of the Head and Neck

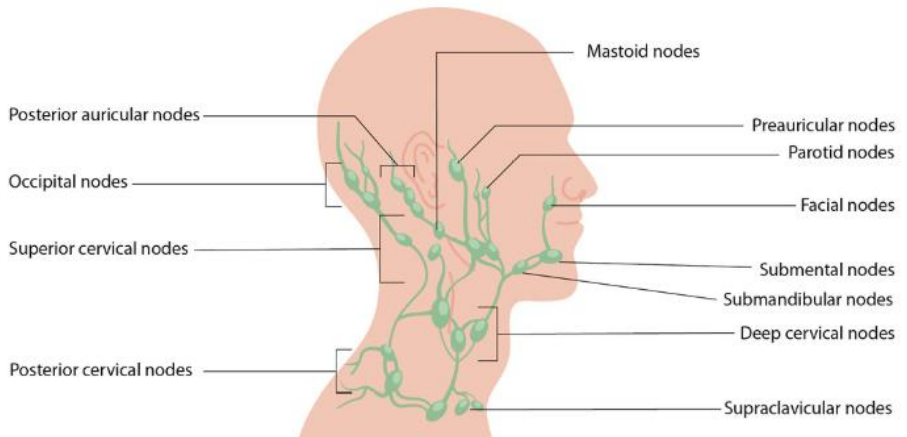

Lymphatic System

Humoral Immunity

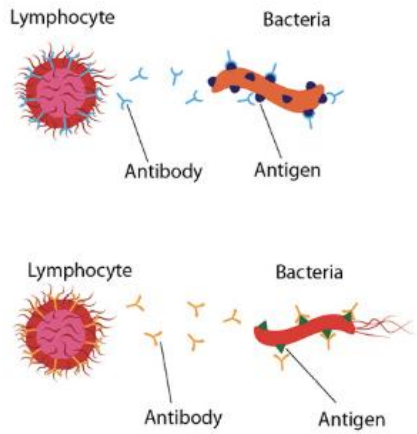

Lymph Node Anatomy

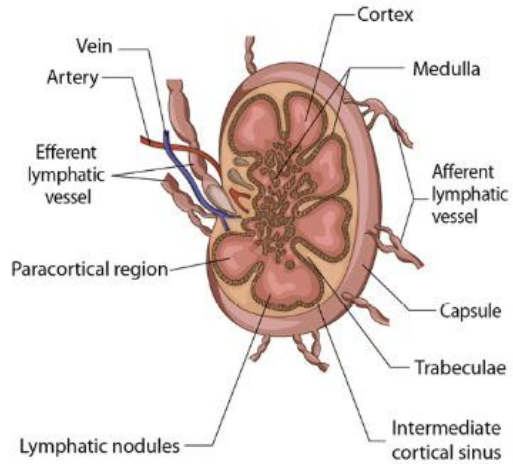

Male Reproductive System Anatomy

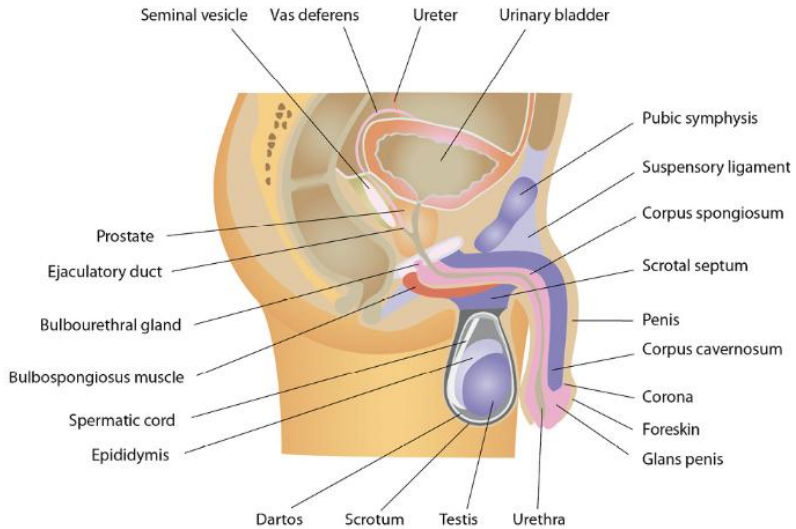

Male Reproductive System — Testicle Anatomy

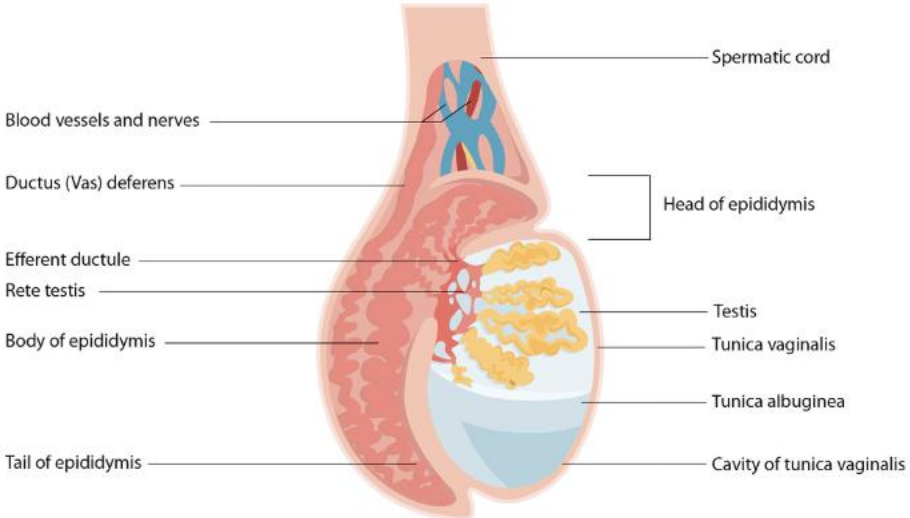

Male Reproductive System — Penis Anatomy

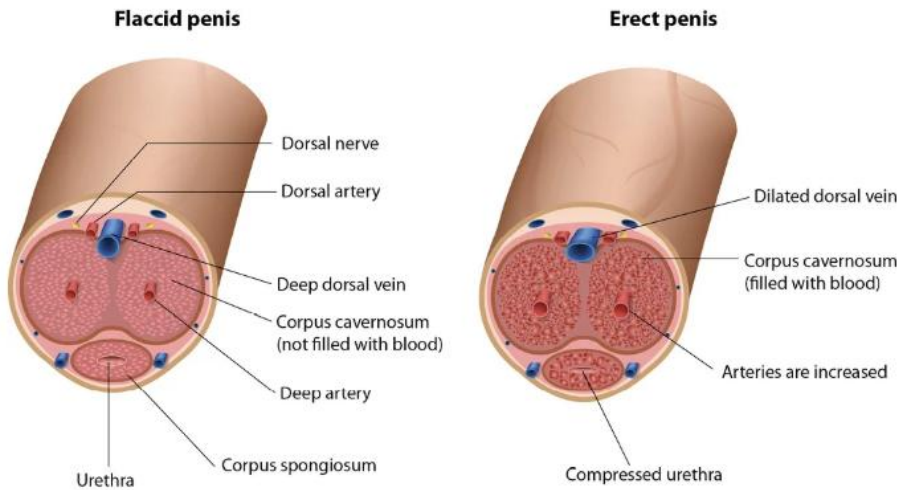

Musculoskeletal System — Skeletal Anatomy

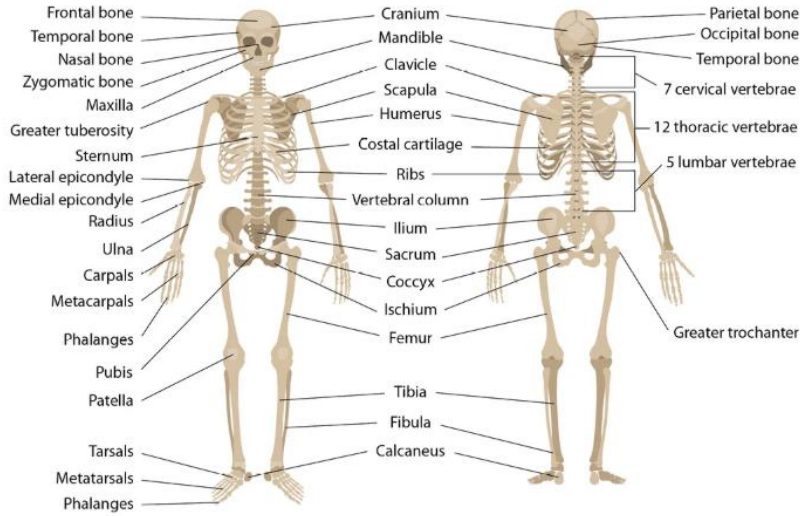

Musculoskeletal System — Bone Structure

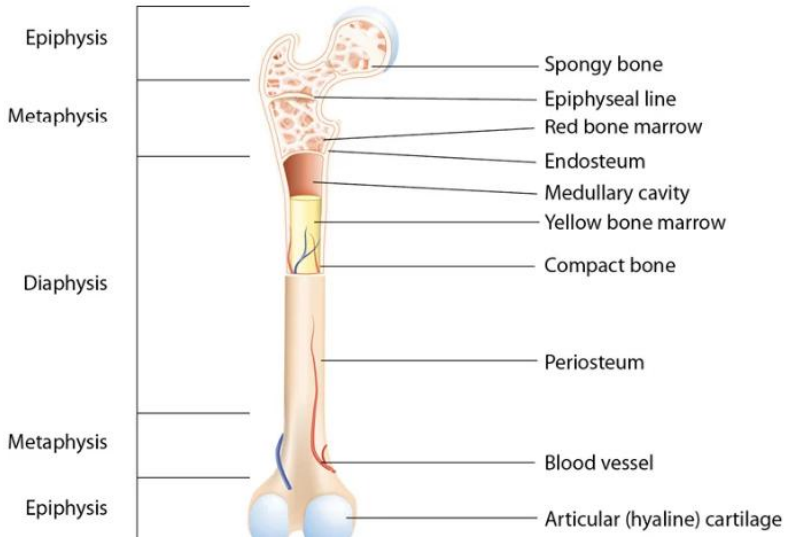

Musculoskeletal System — Musculature Anatomy

FRONT VIEW

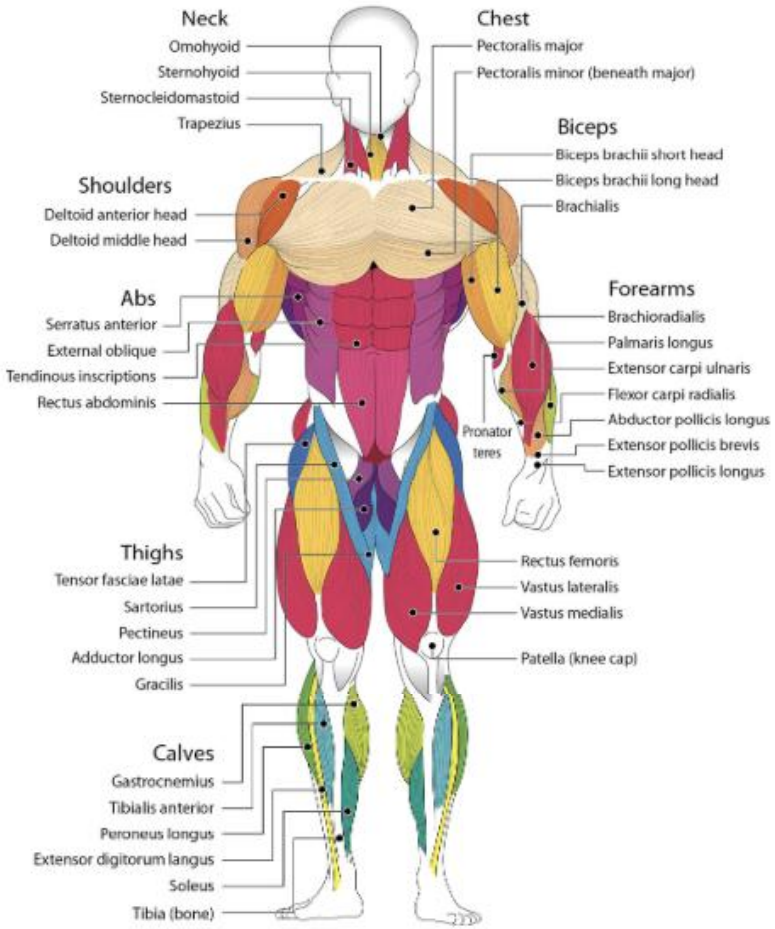

Musculoskeletal System — Musculature Anatomy

BACK VIEW

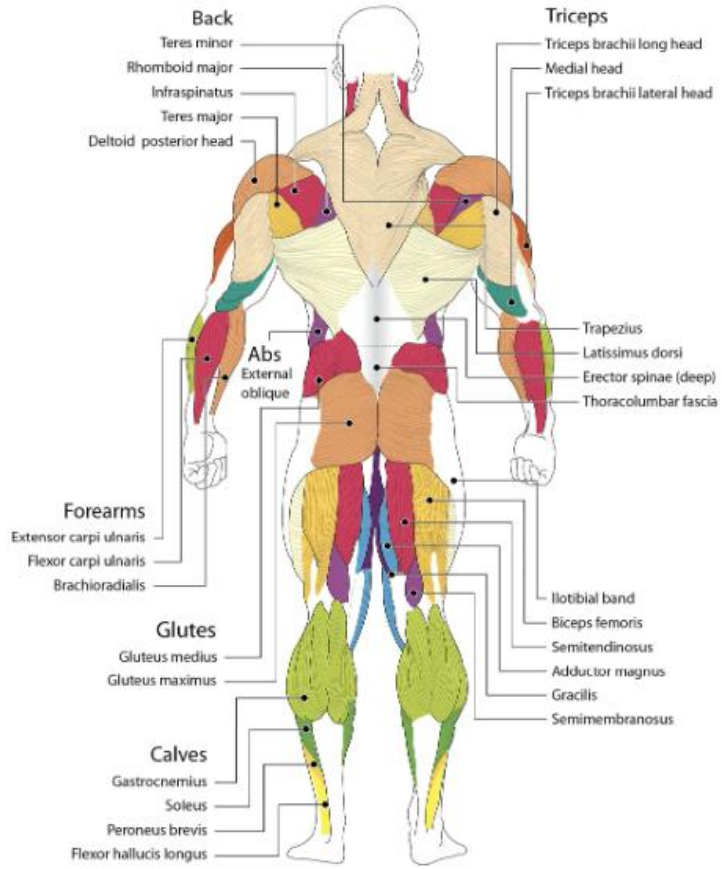

Musculoskeletal System — Muscle Fiber Structure

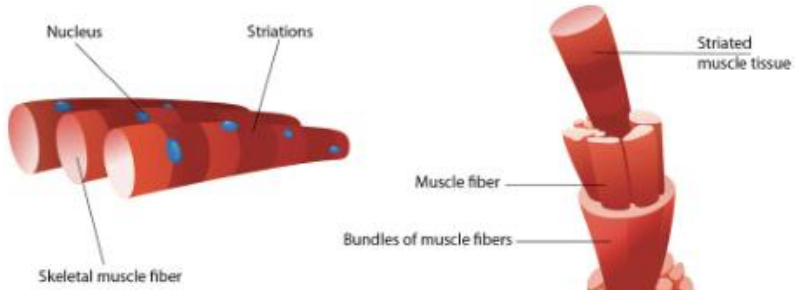

Musculoskeletal System — Facial Muscles

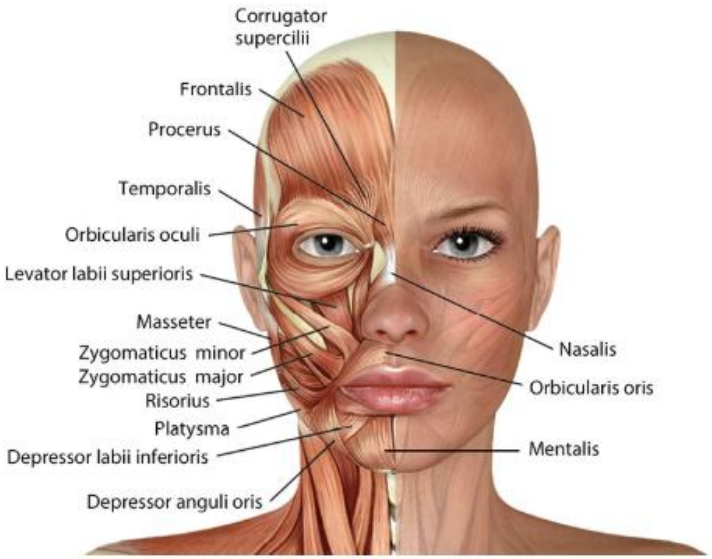

Musculoskeletal System — Skull Anatomy



Frontal view

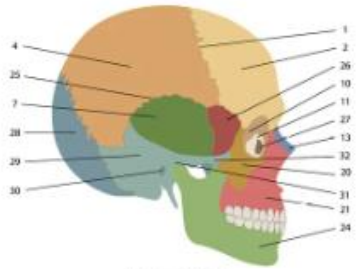

Lateral view

1. Coronal suture
2. Frontal bone
3. Supraorbital foramen
4. Parietal bone
5. Supraorbital margin
6. Glabella
7. Temporal bone
8. Optic canal
9. Superior orbital fissure
10. Ethmoid bone
11. Lacrimal bone
12. Sphenoid bone
13. Nasal bone
14. Inferior orbital fissure
15. Palatine bone
16. Infraorbital foramen
17. Middle nasal concha
18. Inferior nasal concha
19. Nasal septum
20. Zygomatic bone
21. Maxilla
22. Teeth
23. Mental foramen
24. Mandible
25. Squamous suture
26. Greater wing of sphenoid bone
27. Lacrimal fossa
28. Occipital bone
29. Mastoid portion of temporal bone
30. External acoustic meatus
31. Mandibular fossa
32. Zygomatic process

Musculoskeletal System — Neck, Chest, and Thorax Muscles

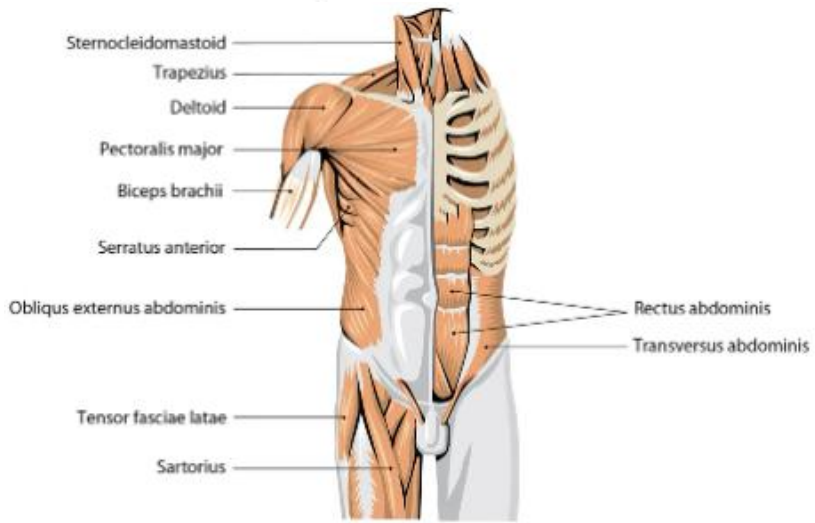

Musculoskeletal System — Back Muscles

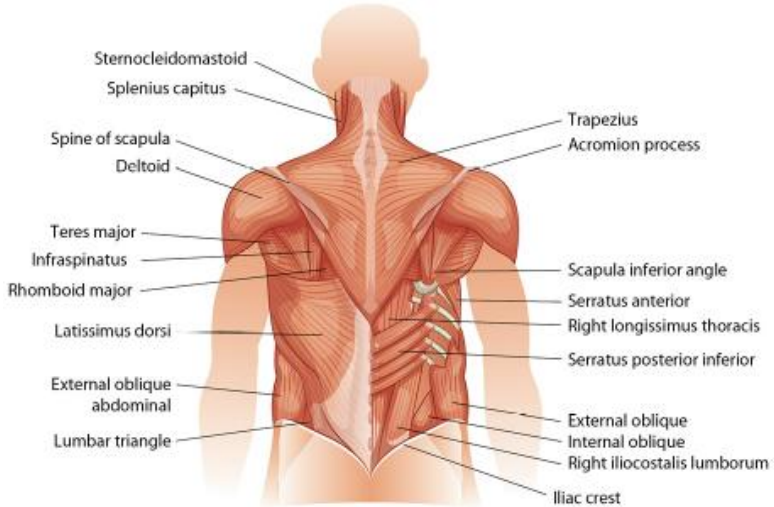

Musculoskeletal System — Arm and Forearm Muscles

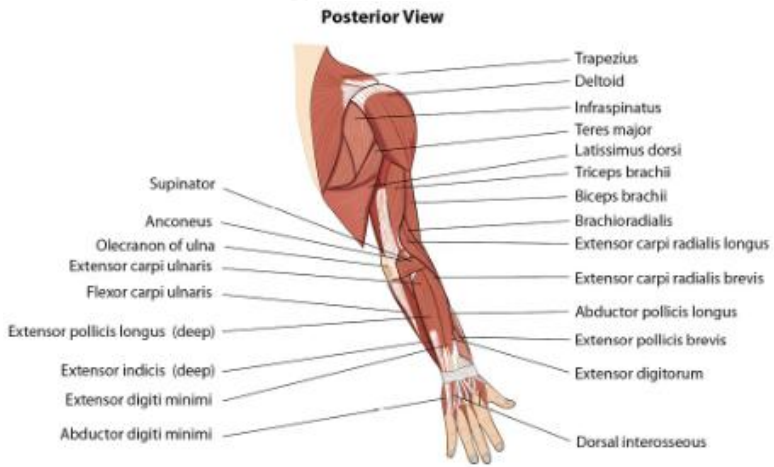

Musculoskeletal System — Shoulder Anatomy

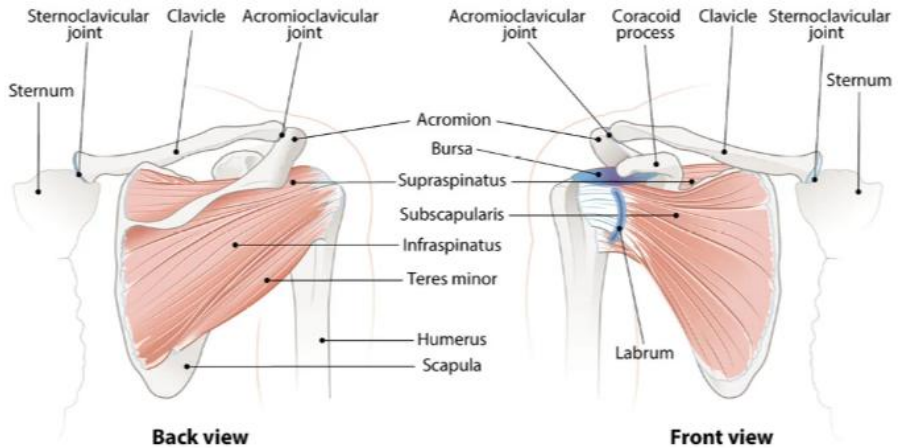

Musculoskeletal System — Elbow Joint Structure

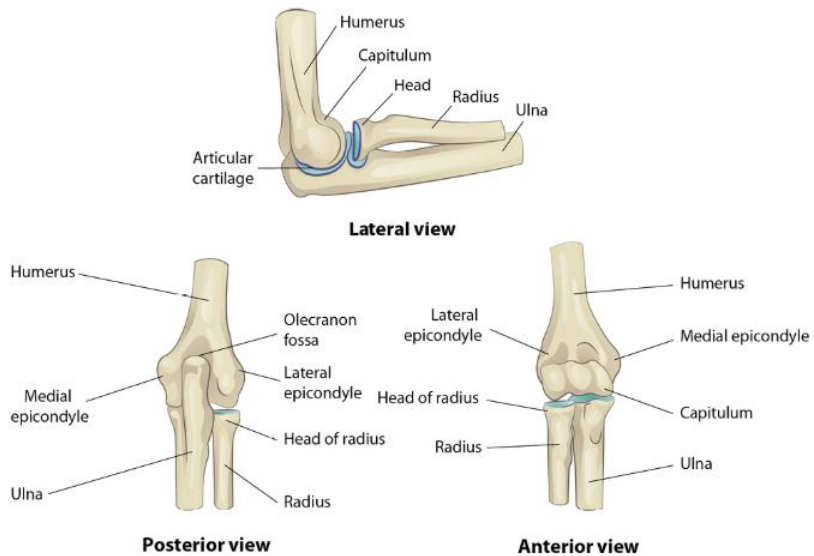

Musculoskeletal System — Hand Bones and Joints

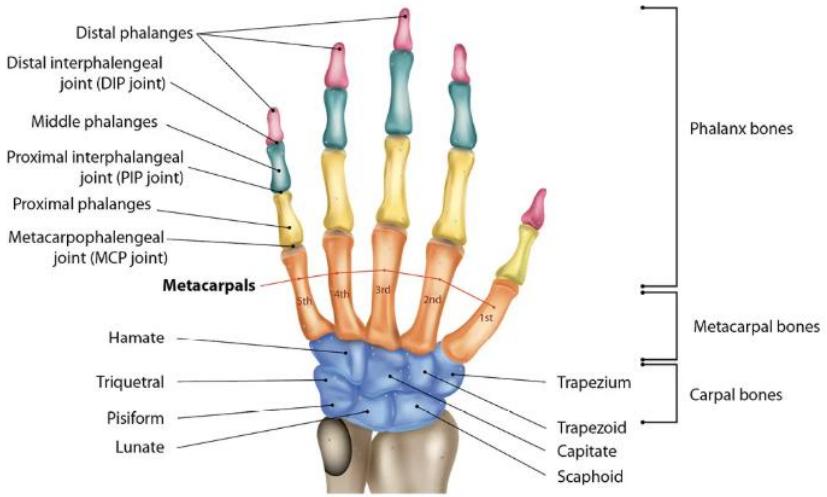

Musculoskeletal System — Hand Anatomy

(Right Hand, Dorsal View)

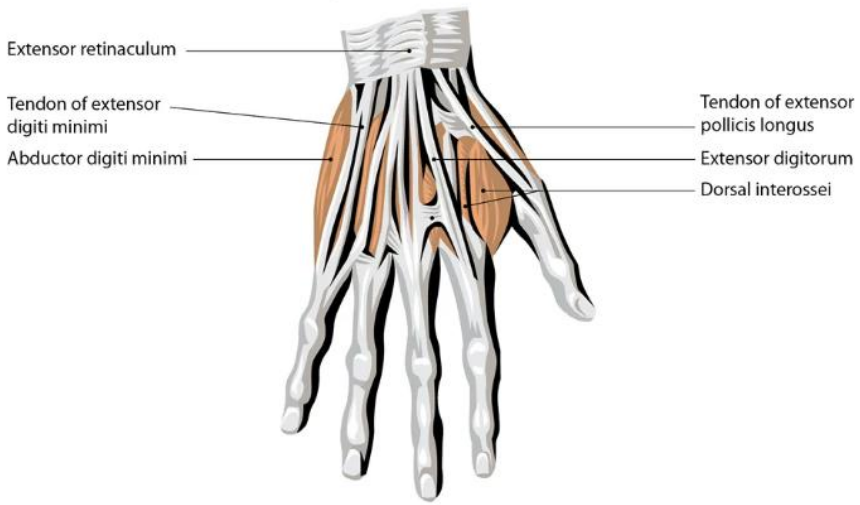

Musculoskeletal System — Hand Anatomy

(Right Hand, Palmar View, Deep)

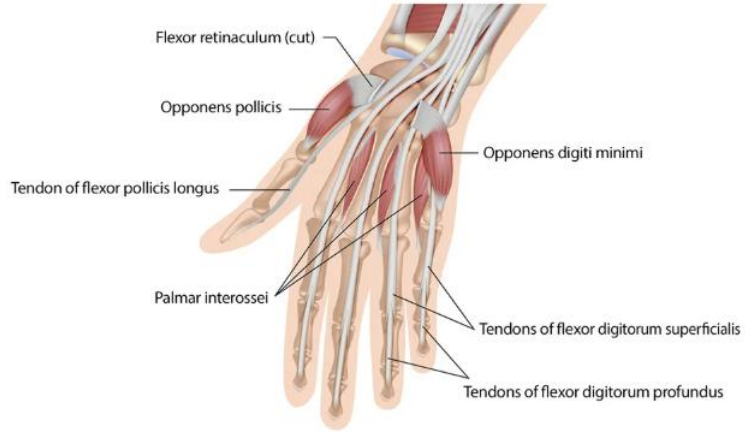

(Right Hand, Palmar View, Superficial)

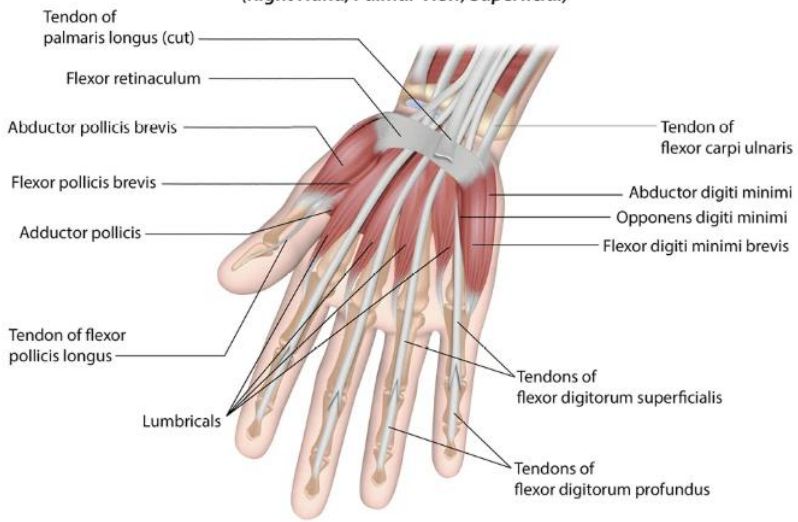

Musculoskeletal System — Spine

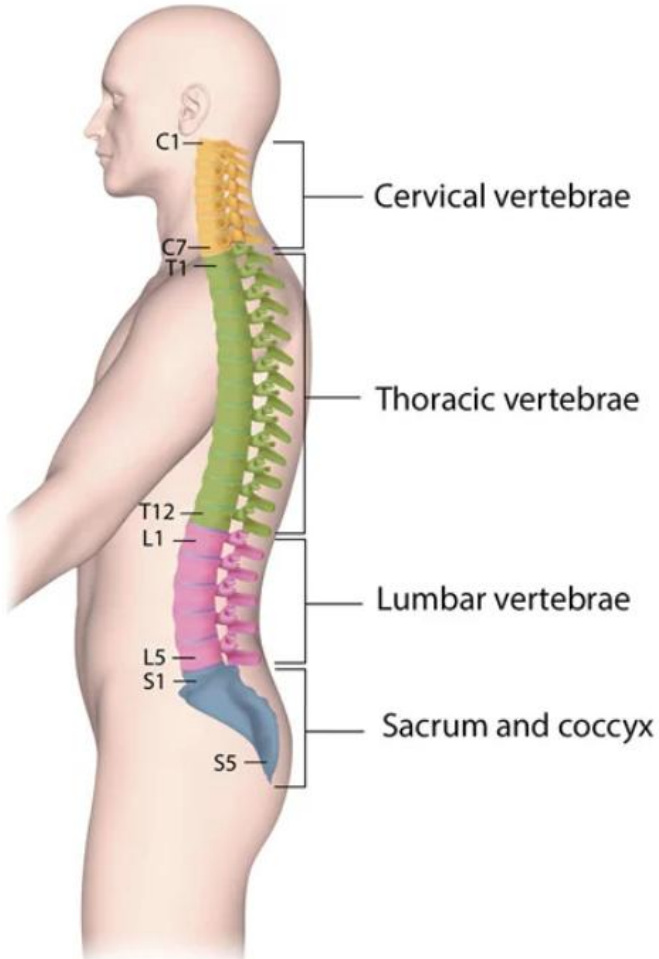

Musculoskeletal System — Pelvic Girdle

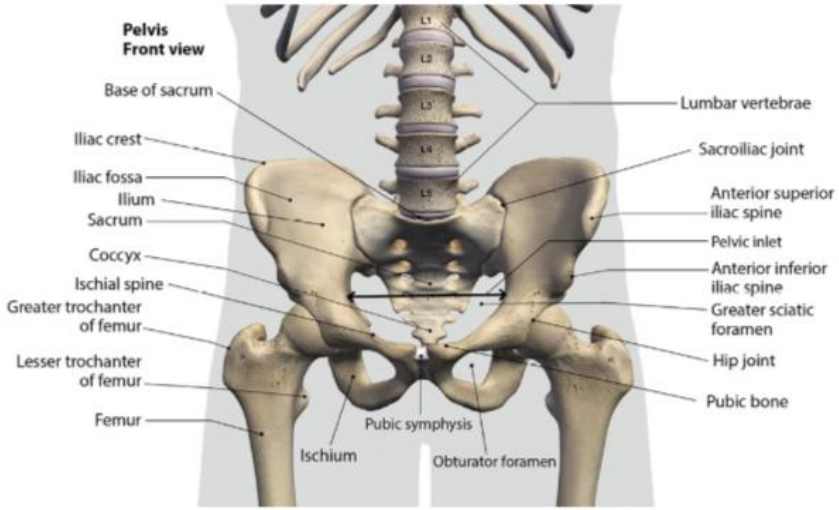

Musculoskeletal System — Leg Muscles

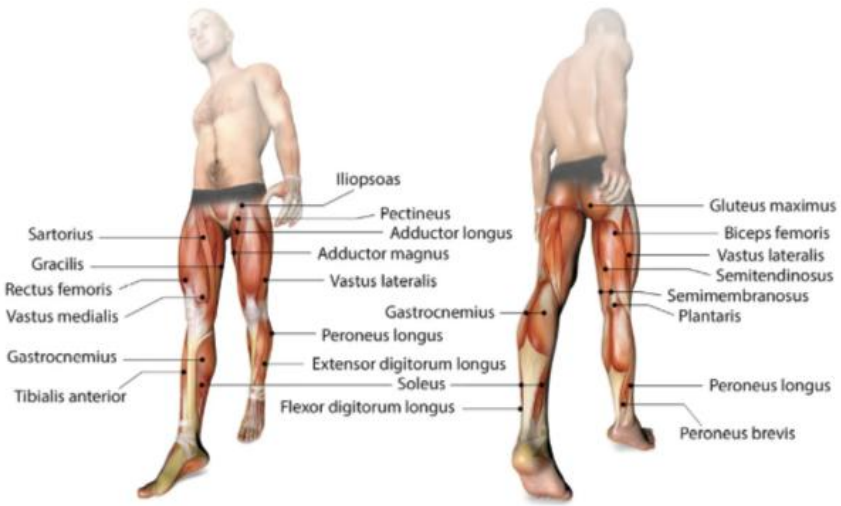

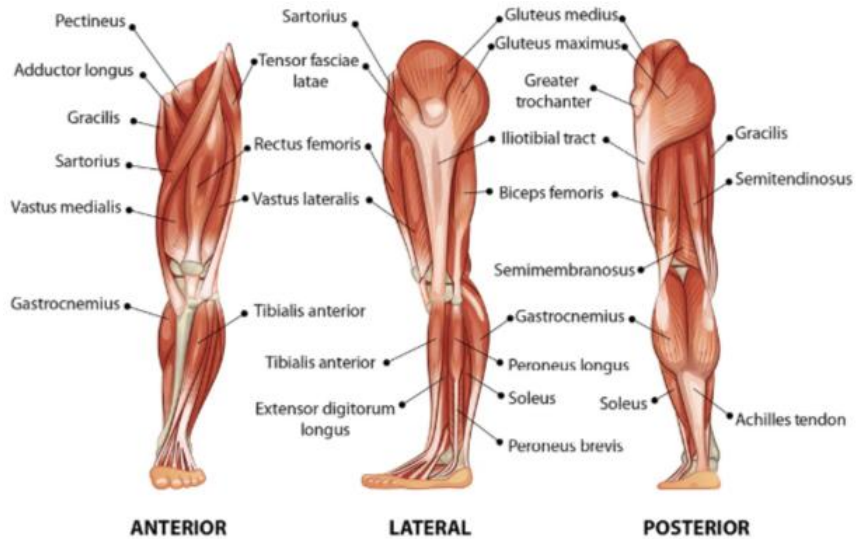

Musculoskeletal System — Knee and Leg Anatomy

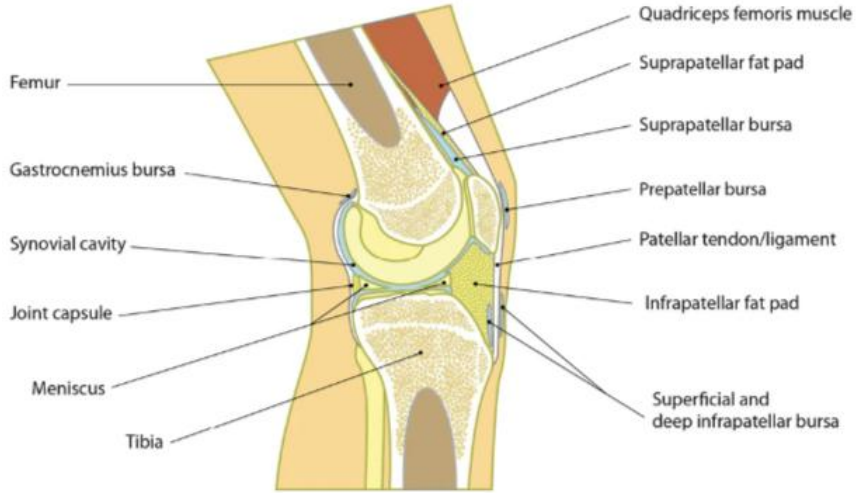

Musculoskeletal System — Foot Anatomy

(Right Foot, Plantar (Inferior) View, Superficial)

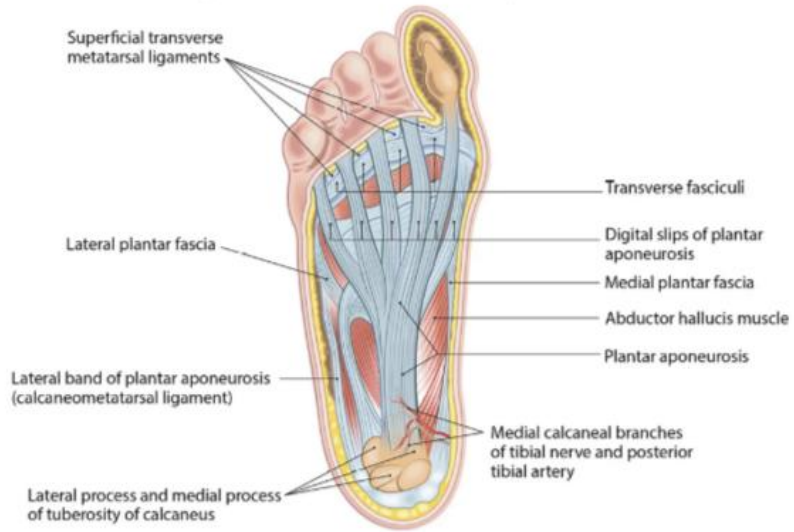

Musculoskeletal System — Foot Bones and Tendons

(Right Foot, Plantar (Inferior) View, Deep)







Nervous System Anatomy

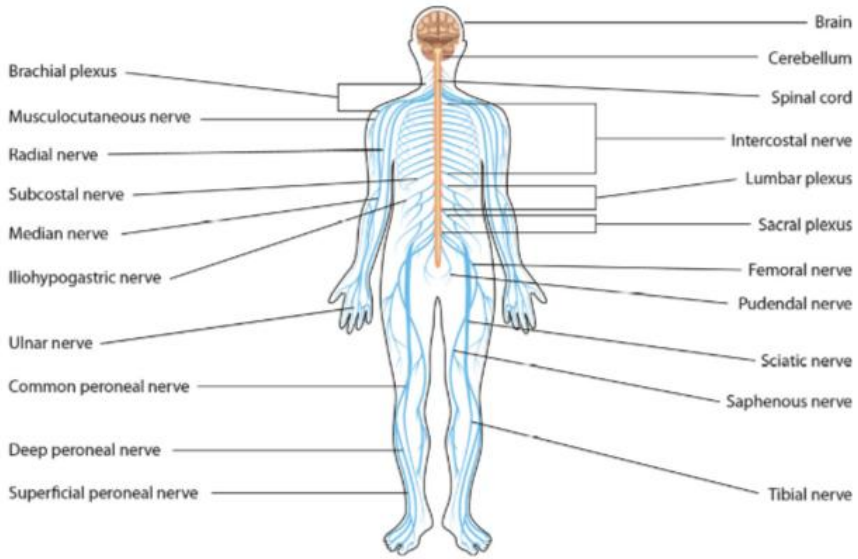

Nervous System — Brain Anatomy

Brain Lobes

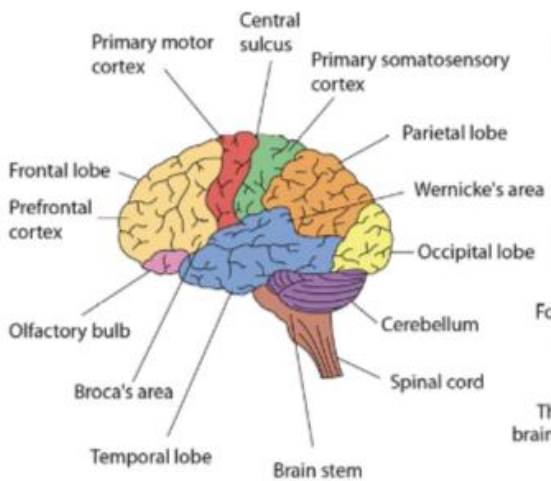

Ventricles in the Brain

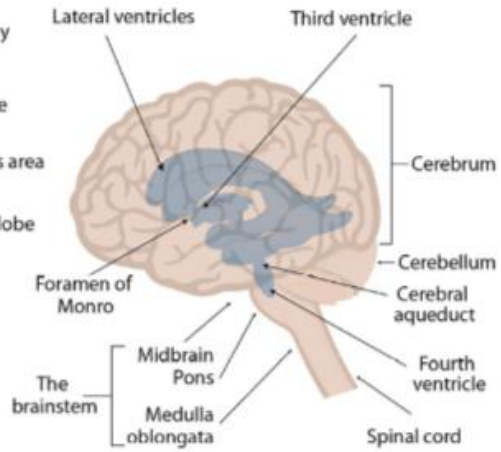

Nervous System — Brain Anatomy (Median Section)

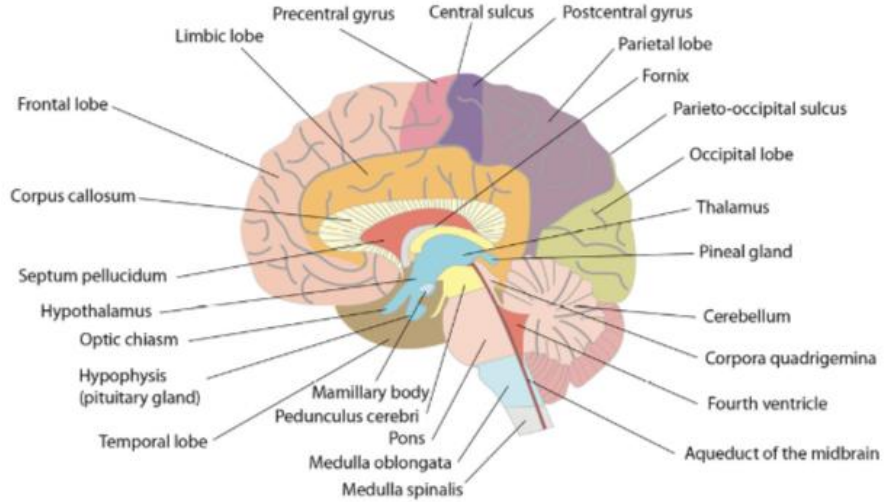

Nervous System — Cranial Nerves

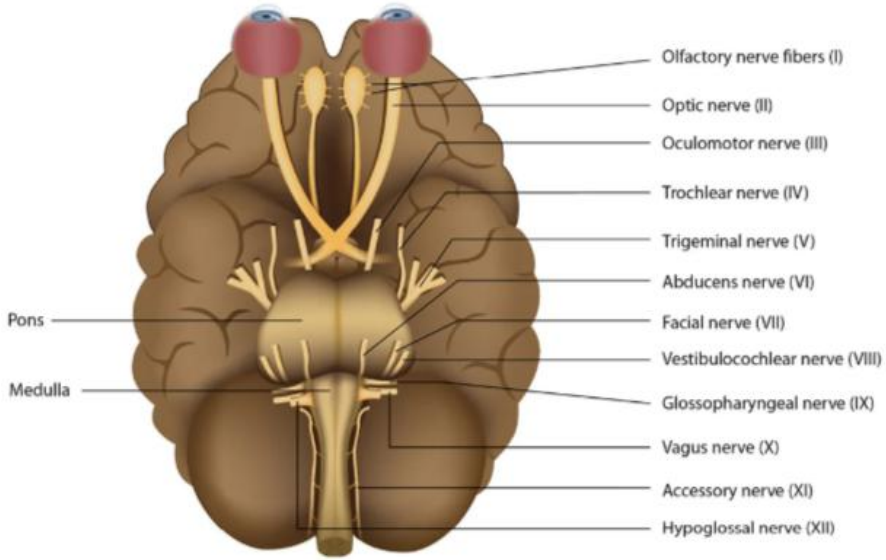

Nervous System — Nerve Structure

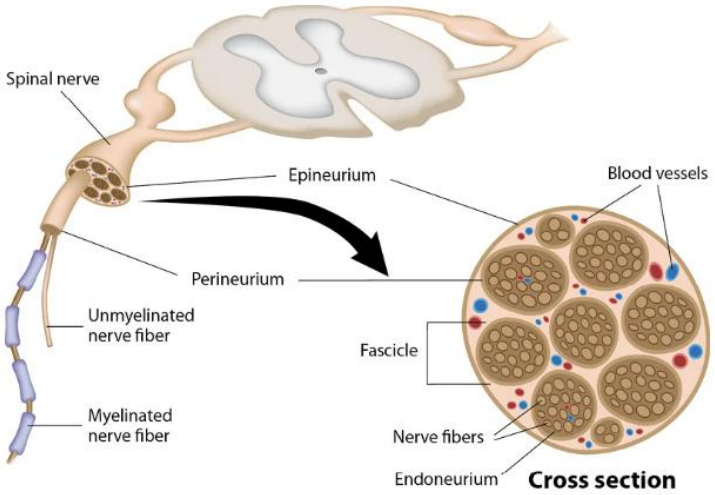

Nervous System — Parasympathetic Nerves

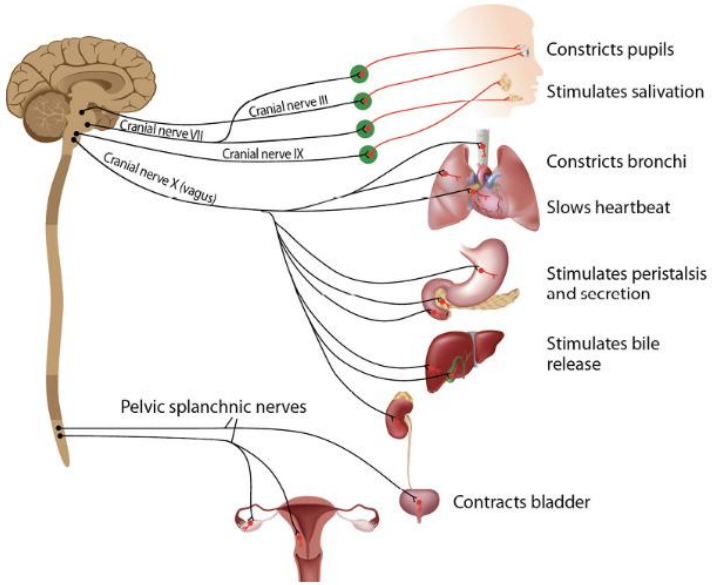

Nervous System — Sympathetic Nerves

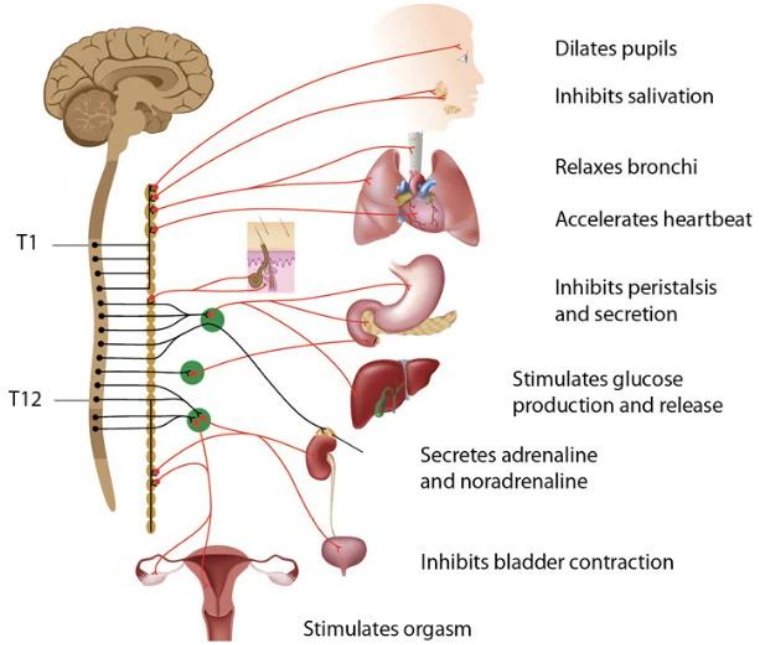

Respiratory System Anatomy

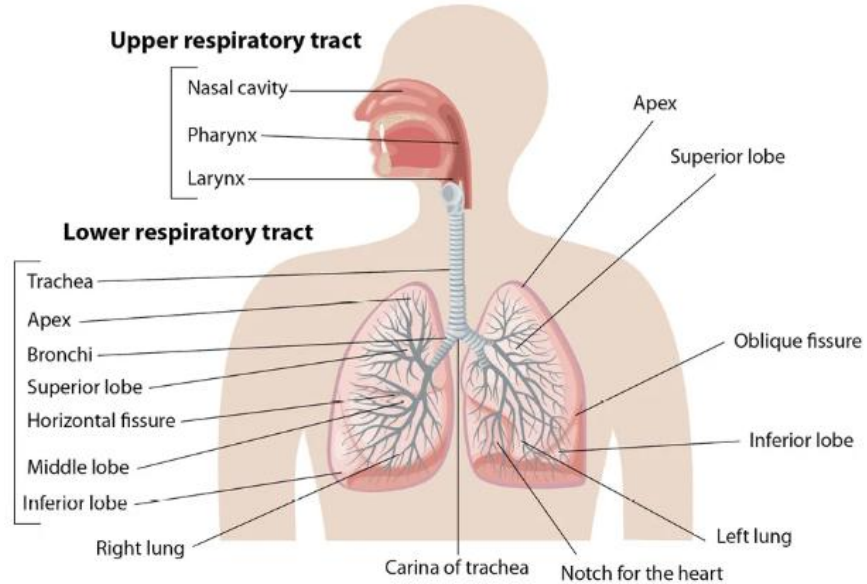

Respiratory System — Larynx Anatomy

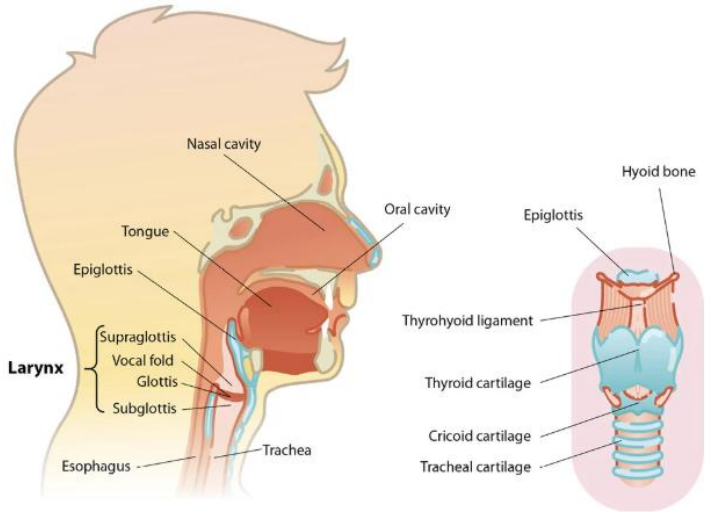

Respiratory System — Lung Function

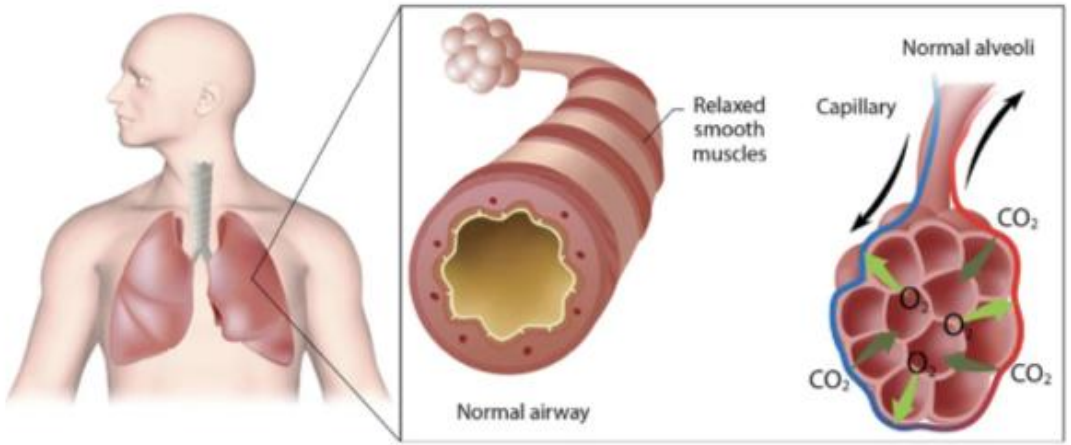

Cross section of a bronchiole with alveoli

Gas exchange within alveoli

Respiratory System — Nose and Throat Anatomy

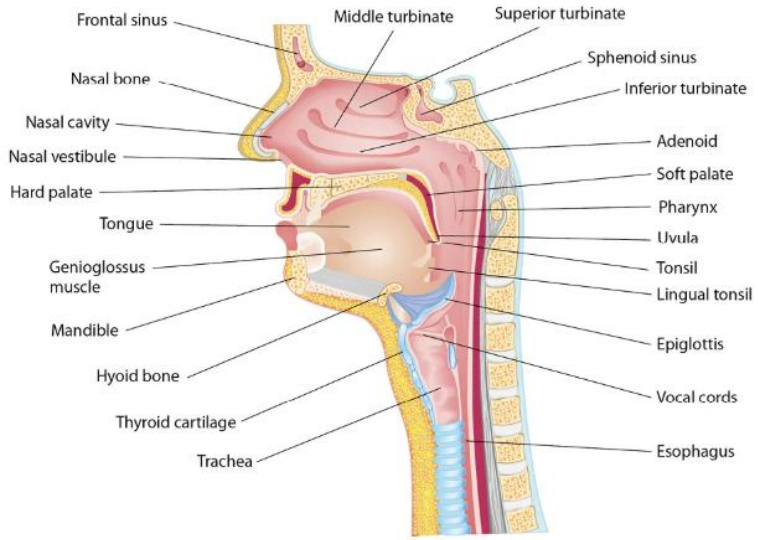

Respiratory System — Sinus Anatomy

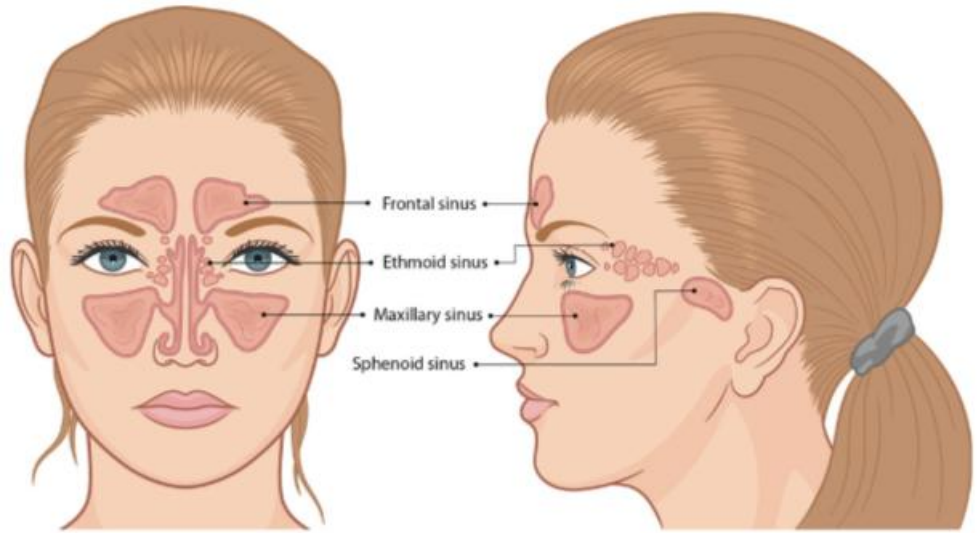

Urinary System Anatomy

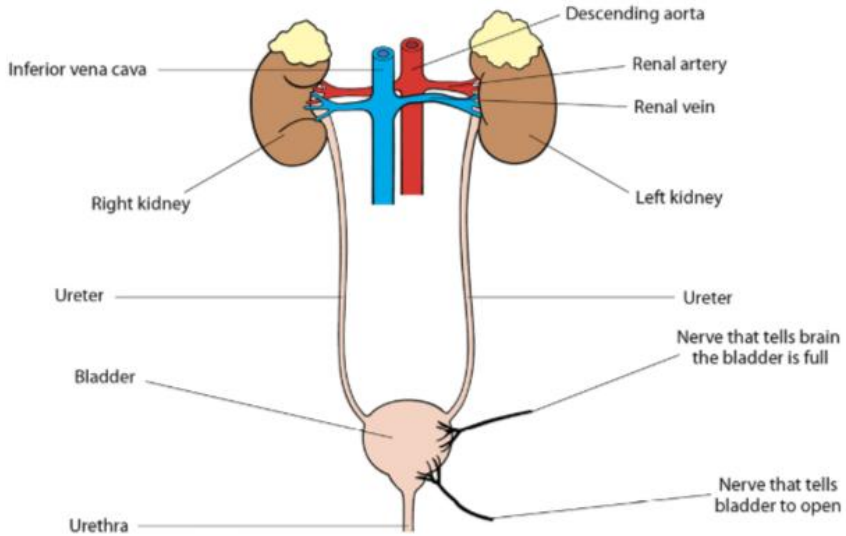

Urinary System — Kidney Anatomy

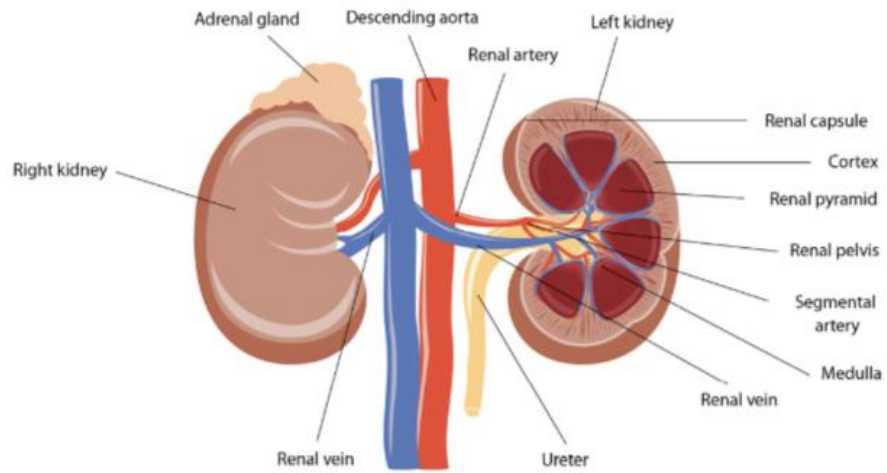

ICD-10-CM Index to Diseases and Injuries

A

- **Aarskog's** syndrome Q87.19
- **Abandonment** — *see* Maltreatment
- **Abasia** (-astasia) (hysterical) F44.4
- **Abderhalden-Kaufmann-Lignac** syndrome (cystinosis) E72.04
- **Abdomen,** abdominal (*see also* condition)
  - acute R10.0
  - angina K55.1
  - muscle deficiency syndrome Q79.4
- **Abdominalgia** — *see* Pain, abdominal
- **Abduction** contracture, hip or other joint — *see* Contraction, joint
- **Aberrant** (congenital) (*see also* Malposition, congenital)
  - adrenal gland Q89.1
  - artery (peripheral) Q27.8
    - basilar NEC Q28.1
    - cerebral Q28.3
    - coronary Q24.5
    - digestive system Q27.8
    - eye Q15.8
    - lower limb Q27.8
    - precerebral Q28.1
    - pulmonary Q25.79
    - renal Q27.2
    - retina Q14.1
    - specified site NEC Q27.8
    - subclavian Q27.8
    - upper limb Q27.8
    - vertebral Q28.1

- breast Q83.8
- endocrine gland NEC Q89.2
- hepatic duct Q44.5
- pancreas Q45.3
- parathyroid gland Q89.2
- pituitary gland Q89.2
- sebaceous glands, mucous membrane, mouth, congenital Q38.6
- spleen Q89.09
- subclavian artery Q27.8
- thymus (gland) Q89.2
- thyroid gland Q89.2
- vein (peripheral) NEC Q27.8
  - cerebral Q28.3
  - digestive system Q27.8
  - lower limb Q27.8
  - precerebral Q28.1
  - specified site NEC Q27.8
  - upper limb Q27.8

Aberration
- distantial — *see* Disturbance, visual
- mental F99

Abetalipoproteinemia E78.6

Abiotrophy R68.89

Ablatio, ablation
- retinae — *see* Detachment, retina

Ablepharia, ablepharon Q10.3

Abnormal, abnormality, abnormalities (*see also* Anomaly)
- acid-base balance (mixed) E87.4
- albumin R77.0
- alphafetoprotein R77.2
- alveolar ridge K08.9
- anatomical relationship Q89.9
- anti-cyclic citrullinated protein antibody and rheumatoid factor R76.81

- anti-CCP (cyclic citrullinated protein) R76.81
- apertures, congenital, diaphragm Q79.1
- atrial septal, specified NEC Q21.19
- auditory perception H93.29 ☑
  - diplacusis — *see* Diplacusis
  - hyperacusis — *see* Hyperacusis
  - recruitment — *see* Recruitment, auditory
  - threshold shift — *see* Shift, auditory threshold
- autosomes Q99.9
  - fragile site Q95.5
- basal metabolic rate R94.8
- biosynthesis, testicular androgen E29.1
- bleeding time R79.1
- blood amino-acid level R79.83
- blood-gas level R79.81
- blood level (of)
  - cobalt R79.0
  - copper R79.0
  - iron R79.0
  - lithium R78.89
  - magnesium R79.0
  - mineral NEC R79.0
  - zinc R79.0
- blood pressure
  - elevated R03.0
  - low reading (nonspecific) R03.1
- blood sugar R73.09
- bowel sounds R19.15
  - absent R19.11
  - hyperactive R19.12

- brain scan R94.02
- breathing R06.9
- caloric test R94.138
- cerebrospinal fluid R83.9
  - cytology R83.6
  - drug level R83.2
  - enzyme level R83.0
  - hormones R83.1
  - immunology R83.4
  - microbiology R83.5
  - nonmedicinal level R83.3
  - specified type NEC R83.8
- chemistry, blood R79.9
  - C-reactive protein R79.82
  - drugs — *see* Findings, abnormal, in blood
  - gas level R79.81
  - minerals R79.0
  - pancytopenia D61.818
  - PTT R79.1
  - specified NEC R79.89
  - toxins — *see* Findings, abnormal, in blood
- chest sounds (friction) (rales) R09.89
- chromosome, chromosomal Q99.9
  - with more than three X chromosomes, female Q97.1
  - analysis result R89.8
    - bronchial washings R84.8
    - cerebrospinal fluid R83.8
    - cervix uteri NEC R87.89
    - nasal secretions R84.8
    - nipple discharge R89.8
    - peritoneal fluid R85.89
    - pleural fluid R84.8
    - prostatic secretions R86.8

- saliva R85.89
- seminal fluid R86.8
- sputum R84.8
- synovial fluid R89.8
- throat scrapings R84.8
- vagina R87.89
- vulva R87.89
- wound secretions R89.8
- dicentric replacement Q93.2
- ring replacement Q93.2
- sex Q99.8 ☑
  - female phenotype Q97.9
    - specified NEC Q97.8
  - male phenotype Q98.9
    - specified NEC Q98.8
  - structural male Q98.6
- specified NEC Q99.8 ☑

clinical findings NEC R68.89
coagulation D68.9
- newborn, transient P61.6
- profile R79.1
- time R79.1

communication — *see* Fistula
conjunctiva, vascular H11.41 ☑
coronary artery Q24.5
cortisol-binding globulin E27.8
course, eustachian tube Q17.8
creatinine clearance R94.4
cytology
- anus R85.619

- atypical squamous cells cannot exclude high grade squamous intraepithelial lesion (ASC-H) R85.611
- atypical squamous cells of undetermined significance (ASC-US) R85.610
- cytologic evidence of malignancy R85.614
- high grade squamous intraepithelial lesion (HGSIL) R85.613
- human papillomavirus (HPV) DNA test
  - high risk positive R85.81
  - low risk positive R85.82
- inadequate smear R85.615
- low grade squamous intraepithelial lesion (LGSIL) R85.612
- satisfactory anal smear but lacking transformation zone R85.616
- specified NEC R85.618
- unsatisfactory smear R85.615

female genital organs — *see* Abnormal, Papanicolaou (smear)

dark adaptation curve H53.61

dentofacial NEC — *see* Anomaly, dentofacial

development, developmental Q89.9

- central nervous system Q07.9

diagnostic imaging

- abdomen, abdominal region NEC R93.5
- biliary tract R93.2
- bladder R93.41
- breast R92.8
- central nervous system NEC R90.89
- cerebrovascular NEC R90.89
- coronary circulation R93.1
- digestive tract NEC R93.3
- gastrointestinal (tract) R93.3
- genitourinary organs R93.89
- head R93.0
- heart R93.1
- intrathoracic organ NEC R93.89
- kidney R93.42 ☑

- limbs R93.6
- liver R93.2
- lung (field) R91.8
- musculoskeletal system NEC R93.7
- renal pelvis R93.41
- retroperitoneum R93.5
- site specified NEC R93.89
- skin and subcutaneous tissue R93.89
- skull R93.0
- testis R93.81 ☑
- urinary organs specified NEC R93.49
- ureter R93.41

direction, teeth, fully erupted M26.30

ear ossicles, acquired NEC H74.39 ☑

- ankylosis — *see* Ankylosis, ear ossicles
- discontinuity — *see* Discontinuity, ossicles, ear
- partial loss — *see* Loss, ossicles, ear (partial)

Ebstein Q22.5

echocardiogram R93.1

echoencephalogram R90.81

echogram — *see* Abnormal, diagnostic imaging

electrocardiogram [ECG] [EKG] R94.31

electroencephalogram [EEG] R94.01

electrolyte — *see* Imbalance, electrolyte

electromyogram [EMG] R94.131

electro-oculogram [EOG] R94.110

electrophysiological intracardiac studies R94.39

electroretinogram [ERG] R94.111

erythrocytes

- congenital, with perinatal jaundice D58.9

- feces (color) (contents) (mucus) R19.5
- finding — *see* Findings, abnormal, without diagnosis
- fluid
  - amniotic — *see* Abnormal, specimen, specified
  - cerebrospinal — *see* Abnormal, cerebrospinal fluid
  - peritoneal — *see* Abnormal, specimen, digestive organs
  - pleural — *see* Abnormal, specimen, respiratory organs
  - synovial — *see* Abnormal, specimen, specified
  - thorax (bronchial washings) (pleural fluid) — *see* Abnormal, specimen, respiratory organs
  - vaginal — *see* Abnormal, specimen, female genital organs
- form
  - teeth K00.2
  - uterus — *see* Anomaly, uterus
- function studies
  - auditory R94.120
  - bladder R94.8
  - brain R94.09
  - cardiovascular R94.30
  - ear R94.128
  - endocrine NEC R94.7
  - eye NEC R94.118
  - kidney R94.4
  - liver R94.5
  - nervous system
    - central NEC R94.09
    - peripheral NEC R94.138
  - pancreas R94.8
  - placenta R94.8
  - pulmonary R94.2
  - special senses NEC R94.128
  - spleen R94.8
  - thyroid R94.6
  - vestibular R94.121

- gait — *see* Gait
  - hysterical F44.4
- gastrin secretion E16.4
- globulin R77.1
  - cortisol-binding E27.8
  - thyroid-binding E07.89
- glomerular, minor (*see also* N00-N07 with fourth character .0) N05.0
- glucagon secretion E16.3
- glucose tolerance (test) (non-fasting) R73.09
- gravitational (G) forces or states (effect of) T75.81 ☑
- hair (color) (shaft) L67.9
  - specified NEC L67.8
- hard tissue formation in pulp (dental) K04.3
- head movement R25.0
- heart
  - rate R00.9
    - specified NEC R00.8
  - shadow R93.1
  - sounds NEC R01.2
- hemoglobin (disease) (*see also* Disease, hemoglobin) D58.2
  - trait — *see* Trait, hemoglobin, abnormal
- histology NEC R89.7
- immunological findings R89.4
  - in serum R76.9
    - specified NEC R76.89
- increase in appetite R63.2
- involuntary movement — *see* Abnormal, movement, involuntary
- jaw closure M26.51
- karyotype R89.8
- kidney function test R94.4
- knee jerk R29.2

- leukocyte (cell) (differential) NEC D72.9
- liver function test (*see also* Elevated, liver function, test) R79.89
- loss of
  - height R29.890
  - weight R63.4
- mammogram NEC R92.8
  - calcification (calculus) R92.1
  - microcalcification R92.0
- Mantoux test R76.11
- movement (disorder) (*see also* Disorder, movement)
  - head R25.0
  - involuntary R25.9
    - fasciculation R25.3
    - of head R25.0
    - spasm R25.2
    - specified type NEC R25.8
    - tremor R25.1
- myoglobin (Aberdeen) (Annapolis) R89.7
- neonatal screening P09.9
  - for
    - congenital adrenal hyperplasia P09.2
    - congenital endocrine disease P09.2
    - congenital hematologic disorders P09.3
    - critical congenital heart disease P09.5
    - cystic fibrosis P09.4
    - hemoglobinopathy P09.3
    - hypothyroidism P09.2
    - inborn errors of metabolism P09.1
    - red cell membrane defects P09.3
    - sickle cell P09.3
    - specified NEC P09.8

- hearing P09.6
- oculomotor study R94.113
- palmar creases Q82.8
- Papanicolaou (smear)
  - anus R85.619
    - atypical squamous cells cannot exclude high grade squamous intraepithelial lesion (ASC-H) R85.611
    - atypical squamous cells of undetermined significance (ASC-US) R85.610
    - cytologic evidence of malignancy R85.614
    - high grade squamous intraepithelial lesion (HGSIL) R85.613
    - human papillomavirus (HPV) DNA test
      - high risk positive R85.81
      - low risk positive R85.82
    - inadequate smear R85.615
    - low grade squamous intraepithelial lesion (LGSIL) R85.612
    - satisfactory anal smear but lacking transformation zone R85.616
    - specified NEC R85.618
    - unsatisfactory smear R85.615
  - bronchial washings R84.6
  - cerebrospinal fluid R83.6
  - cervix R87.619
    - atypical squamous cells cannot exclude high grade squamous intraepithelial lesion (ASC-H) R87.611
    - atypical squamous cells of undetermined significance (ASC-US) R87.610
    - cytologic evidence of malignancy R87.614
    - high grade squamous intraepithelial lesion (HGSIL) R87.613
    - inadequate smear R87.615
    - low grade squamous intraepithelial lesion (LGSIL) R87.612
    - non-atypical endometrial cells R87.618
    - satisfactory cervical smear but lacking transformation zone R87.616
    - specified NEC R87.618
    - thin preparation R87.619
    - unsatisfactory smear R87.615

- nasal secretions R84.6
- nipple discharge R89.6
- peritoneal fluid R85.69
- pleural fluid R84.6
- prostatic secretions R86.6
- saliva R85.69
- seminal fluid R86.6
- sites NEC R89.6
- sputum R84.6
- synovial fluid R89.6
- throat scrapings R84.6
- vagina R87.629
  - atypical squamous cells cannot exclude high grade squamous intraepithelial lesion (ASC-H) R87.621
  - atypical squamous cells of undetermined significance (ASC-US) R87.620
  - cytologic evidence of malignancy R87.624
  - high grade squamous intraepithelial lesion (HGSIL) R87.623
  - inadequate smear R87.625
  - low grade squamous intraepithelial lesion (LGSIL) R87.622
  - specified NEC R87.628
  - thin preparation R87.629
  - unsatisfactory smear R87.625
- vulva R87.69
- wound secretions R89.6

partial thromboplastin time (PTT) R79.1
pelvis (bony) — *see* Deformity, pelvis
percussion, chest (tympany) R09.89
periods (grossly) — *see* Menstruation
phonocardiogram R94.39
plantar reflex R29.2
plasma
- protein R77.9
  - specified NEC R77.8

- viscosity R70.1
- pleural (folds) Q34.0
- posture R29.3
- product of conception O02.9
  - specified type NEC O02.89
- prothrombin time (PT) R79.1
- pulmonary
  - artery, congenital Q25.79
  - function, newborn P28.89
  - test results R94.2
- pulsations in neck R00.2
- pupillary H21.56 ☑
  - function (reaction) (reflex) — *see* Anomaly, pupil, function
- radiological examination — *see* Abnormal, diagnostic imaging
- red blood cell(s) (morphology) (volume) R71.8
- reflex — *see* Reflex
- renal function test R94.4
- response to nerve stimulation R94.130
- retinal correspondence H53.31
- retinal function study R94.111
- rheumatoid factor and anti-citrullinated protein antibody
  - with rheumatoid arthritis M05.A
  - without rheumatoid arthritis R76.81
- rhythm, heart (*see also* Arrhythmia)
- saliva — *see* Abnormal, specimen, digestive organs
- scan
  - kidney R94.4
  - liver R93.2
  - thyroid R94.6
- secretion
  - gastrin E16.4
  - glucagon E16.3

- semen, seminal fluid — *see* Abnormal, specimen, male genital organs
- serum level (of)
  - acid phosphatase R74.8
  - alkaline phosphatase R74.8
  - amylase R74.8
  - enzymes R74.9
    - specified NEC R74.8
  - lipase R74.8
  - triacylglycerol lipase R74.8
- shape
  - gravid uterus — *see* Anomaly, uterus
- sinus venosus Q21.16
- size, tooth, teeth K00.2
- spacing, tooth, teeth, fully erupted M26.30
- specimen
  - digestive organs (peritoneal fluid) (saliva) R85.9
    - cytology R85.69
    - drug level R85.2
    - enzyme level R85.0
    - histology R85.7
    - hormones R85.1
    - immunology R85.4
    - microbiology R85.5
    - nonmedicinal level R85.3
    - specified type NEC R85.89
  - female genital organs (secretions) (smears) R87.9
    - cytology R87.69
      - cervix R87.619
        - human papillomavirus (HPV) DNA test
          - high risk positive R87.810
          - low risk positive R87.820

- inadequate (unsatisfactory) smear R87.615
- non-atypical endometrial cells R87.618
- specified NEC R87.618
- vagina R87.629
- human papillomavirus (HPV) DNA test
- high risk positive R87.811
- low risk positive R87.821
- inadequate (unsatisfactory) smear R87.625
- vulva R87.69
- drug level R87.2
- enzyme level R87.0
- histological R87.7
- hormones R87.1
- immunology R87.4
- microbiology R87.5
- nonmedicinal level R87.3
- specified type NEC R87.89
- male genital organs (prostatic secretions) (semen) R86.9
- cytology R86.6
- drug level R86.2
- enzyme level R86.0
- histological R86.7
- hormones R86.1
- immunology R86.4
- microbiology R86.5
- nonmedicinal level R86.3
- specified type NEC R86.8
- nipple discharge — *see* Abnormal, specimen, specified
- respiratory organs (bronchial washings) (nasal secretions) (pleural fluid) (sputum) R84.9
- cytology R84.6
- drug level R84.2
- enzyme level R84.0

- enzyme level R84.0
- histology R84.7
- hormones R84.1
- immunology R84.4
- microbiology R84.5
- nonmedicinal level R84.3
- specified type NEC R84.8

specified organ, system and tissue NOS R89.9
- cytology R89.6
- drug level R89.2
- enzyme level R89.0
- histology R89.7
- hormones R89.1
- immunology R89.4
- microbiology R89.5
- nonmedicinal level R89.3
- specified type NEC R89.8

synovial fluid — *see* Abnormal, specimen, specified
thorax (bronchial washings) (pleural fluids) — *see* Abnormal, specimen, respiratory organs
vagina (secretion) (smear) R87.629
vulva (secretion) (smear) R87.69
wound secretion — *see* Abnormal, specimen, specified

spermatozoa — *see* Abnormal, specimen, male genital organs
sputum (amount) (color) (odor) R09.3
stool (color) (contents) (mucus) R19.5
- bloody K92.1
- guaiac positive R19.5

synchondrosis Q78.8
thermography (*see also* Abnormal, diagnostic imaging) R93.89
thyroid-binding globulin E07.89
tooth, teeth (form) (size) K00.2
toxicology (findings) R78.9

- transport protein E88.09
- tumor marker NEC R97.8
- ultrasound results — *see* Abnormal, diagnostic imaging
- umbilical cord complicating delivery O69.9 ☑
- urination NEC R39.198
- urine (constituents) R82.90
  - bile R82.2
  - cytological examination R82.89
  - drugs R82.5
  - fat R82.0
  - glucose R81
  - heavy metals R82.6
  - hemoglobin R82.3
  - histological examination R82.89
  - ketones R82.4
  - microbiological examination (culture) R82.79
  - myoglobin R82.1
  - positive culture R82.79
  - protein — *see* Proteinuria
  - specified substance NEC R82.998
    - chromoabnormality NEC R82.91
  - substances nonmedical R82.6
- uterine hemorrhage — *see* Hemorrhage, uterus
- vectorcardiogram R94.39
- visually evoked potential (VEP) R94.112
- white blood cells D72.9
  - specified NEC D72.89
- X-ray examination — *see* Abnormal, diagnostic imaging

Abnormity (any organ or part) — *see* Anomaly

Abocclusion M26.29

- hemolytic disease (newborn) P55.1
- incompatibility reaction ABO — *see* Complication(s), transfusion, incompatibility reaction, ABO

Abolition, language R48.8

Aborter, habitual or recurrent — *see* Loss (of), pregnancy, recurrent

Abortion (complete) (spontaneous) O03.9

- with
  - retained products of conception — *see* Abortion, incomplete
- attempted (elective) (failed) O07.4
  - complicated by O07.30
    - afibrinogenemia O07.1
    - cardiac arrest O07.36
    - chemical damage of pelvic organ(s) O07.34
    - circulatory collapse O07.31
    - cystitis O07.38
    - defibrination syndrome O07.1
    - electrolyte imbalance O07.33
    - embolism (air) (amniotic fluid) (blood clot) (fat) (pulmonary) (septic) (soap) O07.2
    - endometritis O07.0
    - genital tract and pelvic infection O07.0
    - hemolysis O07.1
    - hemorrhage (delayed) (excessive) O07.1
    - infection
      - genital tract or pelvic O07.0
      - urinary tract O07.38
    - intravascular coagulation O07.1
    - laceration of pelvic organ(s) O07.34
    - metabolic disorder O07.33
    - oliguria O07.32
    - oophoritis O07.0
    - parametritis O07.0
    - pelvic peritonitis O07.0
    - perforation of pelvic organ(s) O07.34
    - renal failure or shutdown O07.32

- salpingitis or salpingo-oophoritis O07.0
- sepsis O07.37
- shock O07.31
- specified condition NEC O07.39
- tubular necrosis (renal) O07.32
- uremia O07.32
- urinary tract infection O07.38
- venous complication NEC O07.35
  - embolism (air) (amniotic fluid) (blood clot) (fat) (pulmonary) (septic) (soap) O07.2

complicated (by) (following) O03.80
- afibrinogenemia O03.6
- cardiac arrest O03.86
- chemical damage of pelvic organ(s) O03.84
- circulatory collapse O03.81
- cystitis O03.88
- defibrination syndrome O03.6
- electrolyte imbalance O03.83
- embolism (air) (amniotic fluid) (blood clot) (fat) (pulmonary) (septic) (soap) O03.7
- endometritis O03.5
- genital tract and pelvic infection O03.5
- hemolysis O03.6
- hemorrhage (delayed) (excessive) O03.6
- infection
  - genital tract or pelvic O03.5
  - urinary tract O03.88
- intravascular coagulation O03.6
- laceration of pelvic organ(s) O03.84
- metabolic disorder O03.83
- oliguria O03.82
- oophoritis O03.5
- parametritis O03.5
- pelvic peritonitis O03.5

- perforation of pelvic organ(s) O03.84
- renal failure or shutdown O03.82
- salpingitis or salpingo-oophoritis O03.5
- sepsis O03.87
- shock O03.81
- specified condition NEC O03.89
- tubular necrosis (renal) O03.82
- uremia O03.82
- urinary tract infection O03.88
- venous complication NEC O03.85
  - embolism (air) (amniotic fluid) (blood clot) (fat) (pulmonary) (septic) (soap) O03.7

failed — *see* Abortion, attempted

habitual or recurrent N96
- with current abortion — *see* categories O03-O04
- without current pregnancy N96
- care in current pregnancy O26.2

incomplete (spontaneous) O03.4
- complicated (by) (following) O03.30
  - afibrinogenemia O03.1
  - cardiac arrest O03.36
  - chemical damage of pelvic organ(s) O03.34
  - circulatory collapse O03.31
  - cystitis O03.38
  - defibrination syndrome O03.1
  - electrolyte imbalance O03.33
  - embolism (air) (amniotic fluid) (blood clot) (fat) (pulmonary) (septic) (soap) O03.2
  - endometritis O03.0
  - genital tract and pelvic infection O03.0
  - hemolysis O03.1
  - hemorrhage (delayed) (excessive) O03.1
  - infection

- genital tract or pelvic O03.0
- urinary tract O03.38
- intravascular coagulation O03.1
- laceration of pelvic organ(s) O03.34
- metabolic disorder O03.33
- oliguria O03.32
- oophoritis O03.0
- parametritis O03.0
- pelvic peritonitis O03.0
- perforation of pelvic organ(s) O03.34
- renal failure or shutdown O03.32
- salpingitis or salpingo-oophoritis O03.0
- sepsis O03.37
- shock O03.31
- specified condition NEC O03.39
- tubular necrosis (renal) O03.32
- uremia O03.32
- urinary infection O03.38
- venous complication NEC O03.35
  - embolism (air) (amniotic fluid) (blood clot) (fat) (pulmonary) (septic) (soap) O03.2

induced (encounter for) Z33.2

- complicated by O04.80
  - afibrinogenemia O04.6
  - cardiac arrest O04.86
  - chemical damage of pelvic organ(s) O04.84
  - circulatory collapse O04.81
  - cystitis O04.88
  - defibrination syndrome O04.6
  - electrolyte imbalance O04.83
  - embolism (air) (amniotic fluid) (blood clot) (fat) (pulmonary) (septic) (soap) O04.7
  - endometritis O04.5
  - genital tract and pelvic infection O04.5

- hemolysis O04.6
- hemorrhage (delayed) (excessive) O04.6
- infection
  - genital tract or pelvic O04.5
  - urinary tract O04.88
- intravascular coagulation O04.6
- laceration of pelvic organ(s) O04.84
- metabolic disorder O04.83
- oliguria O04.82
- oophoritis O04.5
- parametritis O04.5
- pelvic peritonitis O04.5
- perforation of pelvic organ(s) O04.84
- renal failure or shutdown O04.82
- salpingitis or salpingo-oophoritis O04.5
- sepsis O04.87
- shock O04.81
- specified condition NEC O04.89
- tubular necrosis (renal) O04.82
- uremia O04.82
- urinary tract infection O04.88
- venous complication NEC O04.85
  - embolism (air) (amniotic fluid) (blood clot) (fat) (pulmonary) (septic) (soap) O04.7

inevitable O03.4

missed O02.1

spontaneous — *see* Abortion (complete) (spontaneous)
- threatened O20.0

threatened (spontaneous) O20.0

tubal O00.10 ☑
- with intrauterine pregnancy O00.11 ☑

- **Abortus** fever A23.1
- **Aboulomania** F60.7
- **Abrami's** disease D59.8
- **Abramov-Fiedler** myocarditis (acute isolated myocarditis) I40.1
- **Abrasion** T14.8 ☑
  - abdomen, abdominal (wall) S30.811 ☑
  - alveolar process S00.512 ☑
  - ankle S90.51 ☑
  - antecubital space — *see* Abrasion, elbow
  - anus S30.817 ☑
  - arm (upper) S40.81 ☑
  - auditory canal — *see* Abrasion, ear
  - auricle — *see* Abrasion, ear
  - axilla — *see* Abrasion, arm
  - back, lower S30.810 ☑
  - breast S20.11 ☑
  - brow S00.81 ☑
  - buttock S30.810 ☑
  - calf — *see* Abrasion, leg
  - canthus — *see* Abrasion, eyelid
  - cheek S00.81 ☑
    - internal S00.512 ☑
  - chest wall — *see* Abrasion, thorax
  - chin S00.81 ☑
  - clitoris S30.814 ☑
  - cornea S05.0 ☑
  - costal region — *see* Abrasion, thorax
  - dental K03.1
  - digit(s)
    - foot — *see* Abrasion, toe
    - hand — *see* Abrasion, finger

- ear S00.41 ☑
- elbow S50.31 ☑
- epididymis S30.813 ☑
- epigastric region S30.811 ☑
- epiglottis S10.11 ☑
- esophagus (thoracic) S27.818 ☑
  - cervical S10.11 ☑
- eyebrow — *see* Abrasion, eyelid
- eyelid S00.21 ☑
- face S00.81 ☑
- finger(s) S60.41 ☑
  - index S60.41 ☑
  - little S60.41 ☑
  - middle S60.41 ☑
  - ring S60.41 ☑
- flank S30.81A ☑
- foot (except toe(s) alone) S90.81 ☑
  - toe — *see* Abrasion, toe
- forearm S50.81 ☑
  - elbow only — *see* Abrasion, elbow
- forehead S00.81 ☑
- genital organs, external
  - female S30.816 ☑
  - male S30.815 ☑
- groin S30.811 ☑
- gum S00.512 ☑
- hand S60.51 ☑
- head S00.91 ☑
  - ear — *see* Abrasion, ear
  - eyelid — *see* Abrasion, eyelid
  - lip S00.511 ☑
  - nose S00.31 ☑
  - oral cavity S00.512 ☑

- scalp S00.01
- specified site NEC S00.81

heel — *see* Abrasion, foot
hip S70.21
inguinal region S30.811
interscapular region S20.419
jaw S00.81
knee S80.21
labium (majus) (minus) S30.814
larynx S10.11
leg (lower) S80.81
- knee — *see* Abrasion, knee
- upper — *see* Abrasion, thigh

lip S00.511
lower back S30.810
lumbar region S30.810
malar region S00.81
mammary — *see* Abrasion, breast
mastoid region S00.81
mouth S00.512
nail
- finger — *see* Abrasion, finger
- toe — *see* Abrasion, toe

nape S10.81
nasal S00.31
neck S10.91
- specified site NEC S10.81
- throat S10.11

nose S00.31
occipital region S00.01
oral cavity S00.512

- orbital region — *see* Abrasion, eyelid
- palate S00.512 ☑
- palm — *see* Abrasion, hand
- parietal region S00.01 ☑
- pelvis S30.810 ☑
- penis S30.812 ☑
- perineum
  - female S30.814 ☑
  - male S30.810 ☑
- periocular area — *see* Abrasion, eyelid
- phalanges
  - finger — *see* Abrasion, finger
  - toe — *see* Abrasion, toe
- pharynx S10.11 ☑
- pinna — *see* Abrasion, ear
- popliteal space — *see* Abrasion, knee
- prepuce S30.812 ☑
- pubic region S30.810 ☑
- pudendum
  - female S30.816 ☑
  - male S30.815 ☑
- sacral region S30.810 ☑
- scalp S00.01 ☑
- scapular region — *see* Abrasion, shoulder
- scrotum S30.813 ☑
- shin — *see* Abrasion, leg
- shoulder S40.21 ☑
- skin NEC T14.8 ☑
- sternal region S20.319 ☑
- submaxillary region S00.81 ☑
- submental region S00.81 ☑
- subungual

- finger(s) — *see* Abrasion, finger
- toe(s) — *see* Abrasion, toe

supraclavicular fossa S10.81 ☑
supraorbital S00.81 ☑
temple S00.81 ☑
temporal region S00.81 ☑
testis S30.813 ☑
thigh S70.31 ☑
thorax, thoracic (wall) S20.91 ☑
- back S20.41 ☑
- front S20.31 ☑

throat S10.11 ☑
thumb S60.31 ☑
toe(s) (lesser) S90.416 ☑
- great S90.41 ☑

tongue S00.512 ☑
tooth, teeth (dentifrice) (habitual) (hard tissues) (occupational) (ritual) (traditional) K03.1
trachea S10.11 ☑
tunica vaginalis S30.813 ☑
tympanum, tympanic membrane — *see* Abrasion, ear
uvula S00.512 ☑
vagina S30.814 ☑
vocal cords S10.11 ☑
vulva S30.814 ☑
wrist S60.81 ☑

Abrism — *see* Poisoning, food, noxious, plant
Abruptio placentae O45.9 ☑
with
- afibrinogenemia O45.01 ☑
- coagulation defect O45.00 ☑
  - specified NEC O45.09 ☑

- disseminated intravascular coagulation O45.02 ☑
- hypofibrinogenemia O45.01 ☑
- specified NEC O45.8 ☑

Abruption, placenta — *see* Abruptio placentae

Abscess (connective tissue) (embolic) (fistulous) (infective) (metastatic) (multiple) (pernicious) (pyogenic) (septic) L02.91

- with
  - diverticular disease (intestine) K57.80
    - with bleeding K57.81
    - large intestine K57.20
      - with
        - bleeding K57.21
        - small intestine K57.40
          - with bleeding K57.41
    - small intestine K57.00
      - with
        - bleeding K57.01
        - large intestine K57.40
          - with bleeding K57.41
  - lymphangitis - code by site under Abscess
- abdomen, abdominal
  - cavity K65.1
  - wall L02.211
- abdominopelvic K65.1
- accessory sinus — *see* Sinusitis
- adrenal (capsule) (gland) E27.8
- alveolar K04.7
  - with sinus K04.6
- amebic A06.4
  - brain (and liver or lung abscess) A06.6
  - genitourinary tract A06.82
  - liver (without mention of brain or lung abscess) A06.4

- lung (and liver) (without mention of brain abscess) A06.5
- specified site NEC A06.89
- spleen A06.89

anaerobic A48.0
ankle — *see* Abscess, lower limb
anorectal K61.2
antecubital space — *see* Abscess, upper limb
antrum (chronic) (Highmore) — *see* Sinusitis, maxillary
anus K61.0
apical (tooth) K04.7
- with sinus (alveolar) K04.6

appendix K35.33
areola (acute) (chronic) (nonpuerperal) N61.1
- puerperal, postpartum or gestational — *see* Infection, nipple

arm (any part) — *see* Abscess, upper limb
artery (wall) I77.89
atheromatous I77.2
auricle, ear — *see* Abscess, ear, external
axilla (region) L02.41 ☑
- lymph gland or node L04.2

back (any part, except buttock and flank) L02.212
Bartholin's gland N75.1
- with
  - abortion — *see* Abortion, by type complicated by, sepsis
  - ectopic or molar pregnancy O08.0
- following ectopic or molar pregnancy O08.0

Bezold's — *see* Mastoiditis, acute
bilharziasis B65.1
bladder (wall) — *see* Cystitis, specified type NEC
bone (subperiosteal) (*see also* Osteomyelitis, specified type NEC)
- accessory sinus (chronic) — *see* Sinusitis
- chronic or old — *see* Osteomyelitis, chronic

- jaw (lower) (upper) M27.2
- mastoid — *see* Mastoiditis, acute, subperiosteal
- petrous — *see* Petrositis
- spinal (tuberculous) A18.01
  - nontuberculous — *see* Osteomyelitis, vertebra
- bowel K63.0
- brain (any part) (cystic) (otogenic) G06.0
  - amebic (with abscess of any other site) A06.6
  - gonococcal A54.82
  - pheomycotic (chromomycotic) B43.1
  - tuberculous A17.81
- breast (acute) (chronic) (nonpuerperal) N61.1
  - newborn P39.0
  - puerperal, postpartum, gestational — *see* Mastitis, obstetric, purulent
- broad ligament N73.2
  - acute N73.0
  - chronic N73.1
- Brodie's (localized) (chronic) M86.8X ☑
- bronchi J98.09
- buccal cavity K12.2
- bulbourethral gland N34.0
- bursa M71.00
  - ankle M71.07 ☑
  - elbow M71.02 ☑
  - foot M71.07 ☑
  - hand M71.04 ☑
  - hip M71.05 ☑
  - knee M71.06 ☑
  - multiple sites M71.09
  - pharyngeal J39.1
  - shoulder M71.01 ☑

- specified site NEC M71.08
- wrist M71.03 ☑
- buttock L02.31
- canthus — *see* Blepharoconjunctivitis
- cartilage — *see* Disorder, cartilage, specified type NEC
- cecum K35.33
- cerebellum, cerebellar G06.0
  - sequelae G09
- cerebral (embolic) G06.0
  - sequelae G09
- cervical (meaning neck) L02.11
  - lymph gland or node L04.0
- cervix (stump) (uteri) — *see* Cervicitis
- cheek (external) L02.01
  - inner K12.2
- chest J86.9
  - with fistula J86.0
  - wall L02.213
- chin L02.01
- choroid — *see* Inflammation, chorioretinal
- circumtonsillar J36
- cold (lung) (tuberculous) (*see also* Tuberculosis, abscess, lung)
  - articular — *see* Tuberculosis, joint
- colon (wall) K63.0
- colostomy K94.02
- conjunctiva — *see* Conjunctivitis, acute
- cornea H16.31 ☑
- corpus
  - cavernosum N48.21
  - luteum — *see* Oophoritis

- Cowper's gland N34.0
- cranium G06.0
- cul-de-sac (Douglas') (posterior) — *see* Peritonitis, pelvic, female
- cutaneous — *see* Abscess, by site
- dental K04.7
  - with sinus (alveolar) K04.6
- dentoalveolar K04.7
  - with sinus K04.6
- diaphragm, diaphragmatic K65.1
- Douglas' cul-de-sac or pouch — *see* Peritonitis, pelvic, female
- Dubois A50.59
- ear (middle) (*see also* Otitis, media, suppurative)
  - acute — *see* Otitis, media, suppurative, acute
  - external H60.0 ☑
- entamebic — *see* Abscess, amebic
- enterostomy K94.12
- epididymis N45.4
- epidural G06.2
  - brain G06.0
  - spinal cord G06.1
- epiglottis J38.7
- epiploon, epiploic K65.1
- erysipelatous — *see* Erysipelas
- esophagus K20.80
- ethmoid (bone) (chronic) (sinus) J32.2
- external auditory canal — *see* Abscess, ear, external
- extradural G06.2
  - brain G06.0
    - sequelae G09
  - spinal cord G06.1
- extraperitoneal K68.19
- eye — *see* Endophthalmitis, purulent
- eyelid H00.03 ☑

- face (any part, except ear, eye and nose) L02.01
- fallopian tube — *see* Salpingitis
- fascia M72.8
- fauces J39.1
- fecal K63.0
- femoral (region) — *see* Abscess, lower limb
- filaria, filarial — *see* Infestation, filarial
- finger (any) (*see also* Abscess, hand)
  - nail — *see* Cellulitis, finger
  - flank L02.217
- foot L02.61 ☑
- forehead L02.01
- frontal sinus (chronic) J32.1
- gallbladder K81.0
- genital organ or tract
  - female (external) N76.4
  - male N49.9
    - multiple sites N49.8
    - specified NEC N49.8
- gestational mammary O91.11 ☑
- gestational subareolar O91.11 ☑
- gingival
  - aggressive K05.20
    - generalized K05.229
      - moderate K05.222
      - severe K05.223
      - slight K05.221
    - localized K05.219
      - moderate K05.212
      - severe K05.213
      - slight K05.211

- gland, glandular (lymph) (acute) — *see* Lymphadenitis, acute
- gluteal (region) L02.31
- gonorrheal — *see* Gonococcus
- groin L02.214
- gum
  - aggressive K05.20
    - generalized K05.229
      - moderate K05.222
      - severe K05.223
      - slight K05.221
    - localized K05.219
      - moderate K05.212
      - severe K05.213
      - slight K05.211
- hand L02.51 ☑
- head NEC L02.811
  - face (any part, except ear, eye and nose) L02.01
- heart — *see* Carditis
- heel — *see* Abscess, foot
- helminthic — *see* Infestation, helminth
- hepatic (cholangitic) (hematogenic) (lymphogenic) (pylephlebitic) K75.0
  - amebic A06.4
- hip (region) — *see* Abscess, lower limb
- horseshoe K61.31
- ileocecal K35.33
- ileostomy (bud) K94.12
- iliac (region) L02.214
  - fossa K35.33
- infraclavicular (fossa) — *see* Abscess, upper limb
- inguinal (region) L02.214
  - lymph gland or node L04.1
- intersphincteric K61.4
- intestine, intestinal NEC K63.0

- rectal K61.1
- intra-abdominal (*see also* Abscess, peritoneum) K65.1
  - following procedure T81.43 ☑
    - obstetrical O86.03
  - postprocedural T81.43 ☑
    - retroperitoneal K68.11
- intracranial G06.0
- intramammary — *see* Abscess, breast
- intramuscular, following procedure T81.42 ☑
  - obstetrical O86.02
- intraorbital — *see* Abscess, orbit
- intraperitoneal K65.1
- intrasphincteric (anus) K61.4
- intraspinal G06.1
- intratonsillar J36
- ischiorectal (fossa) (specified NEC) K61.39
- jaw (bone) (lower) (upper) M27.2
- joint — *see* Arthritis, pyogenic or pyemic
  - spine (tuberculous) A18.01
    - nontuberculous — *see* Spondylopathy, infective
- kidney N15.1
  - with calculus N20.0
    - with hydronephrosis N13.6
  - puerperal (postpartum) O86.21
- knee (*see also* Abscess, lower limb)
  - joint M00.9
- labium (majus) (minus) N76.4
- lacrimal
  - caruncle — *see* Inflammation, lacrimal, passages, acute
  - gland — *see* Dacryoadenitis
  - passages (duct) (sac) — *see* Inflammation, lacrimal, passages, acute

- lacunar N34.0
- larynx J38.7
- lateral (alveolar) K04.7
  - with sinus K04.6
- leg (any part) — *see* Abscess, lower limb
- lens H27.8
- lingual K14.0
  - tonsil J36
- lip K13.0
- Littre's gland N34.0
- liver (cholangitic) (hematogenic) (lymphogenic) (pylephlebitic) (pyogenic) K75.0
  - amebic (due to Entamoeba histolytica) (dysenteric) (tropical) A06.4
    - with
      - brain abscess (and liver or lung abscess) A06.6
      - lung abscess A06.5
- loin (region) L02.211
- lower limb L02.41 ☑
- lumbar (tuberculous) A18.01
  - nontuberculous L02.212
- lung (miliary) (putrid) J85.2
  - with pneumonia J85.1
    - due to specified organism (see Pneumonia, in (due to))
  - amebic (with liver abscess) A06.5
    - with
      - brain abscess A06.6
      - pneumonia A06.5
- lymph, lymphatic, gland or node (acute) (*see also* Lymphadenitis, acute)
  - mesentery I88.0
- malar M27.2
- mammary gland — *see* Abscess, breast
- marginal, anus K61.0
- mastoid — *see* Mastoiditis, acute
- maxilla, maxillary M27.2

- molar (tooth) K04.7
  - with sinus K04.6
- premolar K04.7
- sinus (chronic) J32.0

mediastinum J85.3
meibomian gland — *see* Hordeolum
meninges G06.2
mesentery, mesenteric K65.1
mesosalpinx — *see* Salpingitis
mons pubis L02.215
mouth (floor) K12.2
muscle — *see* Myositis, infective
myocardium I40.0
nabothian (follicle) — *see* Cervicitis
nasal J32.9
nasopharyngeal J39.1
navel L02.216

- newborn P38.9
  - with mild hemorrhage P38.1
  - without hemorrhage P38.9

neck (region) L02.11

- lymph gland or node L04.0

nephritic — *see* Abscess, kidney
nipple N61.1

- associated with
  - lactation — *see* Pregnancy, complicated by
  - pregnancy — *see* Pregnancy, complicated by

nose (external) (fossa) (septum) J34.0

- sinus (chronic) — *see* Sinusitis

omentum K65.1
operative wound T81.49 ☑
orbit, orbital — *see* Cellulitis, orbit
otogenic G06.0

- otogenic G06.0
- ovary, ovarian (corpus luteum) — *see* Oophoritis
- oviduct — *see* Oophoritis
- palate (soft) K12.2
  - hard M27.2
- palmar (space) — *see* Abscess, hand
- pancreas (duct) — *see* Pancreatitis, acute
- parafrenal N48.21
- parametric, parametrium N73.2
  - acute N73.0
  - chronic N73.1
- paranephric N15.1
- parapancreatic — *see* Pancreatitis, acute
- parapharyngeal J39.0
- pararectal K61.1
- parasinus — *see* Sinusitis
- parauterine (*see also* Disease, pelvis, inflammatory) N73.2
- paravaginal — *see* Vaginitis
- parietal region (scalp) L02.811
- parodontal — *see* Periodontitis, aggressive, localized
- parotid (duct) (gland) K11.3
  - region K12.2
- pectoral (region) L02.213
- pelvis, pelvic
  - female — *see* Disease, pelvis, inflammatory
  - male, peritoneal K65.1
- penis N48.21
  - gonococcal (accessory gland) (periurethral) A54.1
- perianal K61.0
- periapical K04.7
  - with sinus (alveolar) K04.6

- periappendicular K35.33
- pericardial I30.1
- pericecal K35.33
- pericemental — *see* Periodontitis, aggressive, localized
- pericholecystic — *see* Cholecystitis, acute
- pericoronal — *see* Periodontitis, aggressive, localized
- peridental — *see* Periodontitis, aggressive, localized
- perimetric (*see also* Disease, pelvis, inflammatory) N73.2
- perinephric, perinephritic — *see* Abscess, kidney
- perineum, perineal (superficial) L02.215
  - urethra N34.0
- periodontal (parietal) — *see* Periodontitis, aggressive, localized
  - apical K04.7
- periosteum, periosteal (*see also* Osteomyelitis, specified type NEC)
  - with osteomyelitis (*see also* Osteomyelitis, specified type NEC)
    - acute — *see* Osteomyelitis, acute
    - chronic — *see* Osteomyelitis, chronic
- peripharyngeal J39.0
- peripleuritic J86.9
  - with fistula J86.0
- periprostatic N41.2
- perirectal K61.1
- perirenal (tissue) — *see* Abscess, kidney
- perisinuous (nose) — *see* Sinusitis
- peritoneum, peritoneal (perforated) (ruptured) K65.1
  - with appendicitis (*see also* Appendicitis) K35.33
  - pelvic
    - female — *see* Peritonitis, pelvic, female
    - male K65.1
  - postoperative T81.43 ☑
  - puerperal, postpartum, childbirth O85
  - tuberculous A18.31

- peritonsillar J36
- perityphlic K35.33
- periureteral N28.89
- periurethral N34.0
  - gonococcal (accessory gland) (periurethral) A54.1
- periuterine (*see also* Disease, pelvis, inflammatory) N73.2
- perivesical — *see* Cystitis, specified type NEC
- petrous bone — *see* Petrositis
- phagedenic NOS L02.91
  - chancroid A57
- pharynx, pharyngeal (lateral) J39.1
- pilonidal L05.01
- pituitary (gland) E23.6
- pleura J86.9
  - with fistula J86.0
- popliteal — *see* Abscess, lower limb
- postcecal K35.33
- postlaryngeal J38.7
- postnasal J34.0
- postoperative (any site) (*see also* Infection, postoperative wound) T81.49 ☑
  - retroperitoneal K68.11
- postpharyngeal J39.0
- posttonsillar J36
- post-typhoid A01.09
- pouch of Douglas — *see* Peritonitis, pelvic, female
- premammary — *see* Abscess, breast
- prepatellar — *see* Abscess, lower limb
- presacral K68.19
- prostate N41.2
  - gonococcal (acute) (chronic) A54.22

- psoas muscle K68.12
- puerperal - code by site under Puerperal, abscess
- pulmonary — *see* Abscess, lung
- pulp, pulpal (dental) K04.01
  - irreversible K04.02
  - reversible K04.01
- rectovaginal septum K63.0
- rectovesical — *see* Cystitis, specified type NEC
- rectum K61.1
- renal — *see* Abscess, kidney
- retina — *see* Inflammation, chorioretinal
- retrobulbar — *see* Abscess, orbit
- retrocecal K65.1
- retrolaryngeal J38.7
- retromammary — *see* Abscess, breast
- retroperitoneal NEC K68.19
  - postprocedural K68.11
- retropharyngeal J39.0
- retrouterine — *see* Peritonitis, pelvic, female
- retrovesical — *see* Cystitis, specified type NEC
- root, tooth K04.7
  - with sinus (alveolar) K04.6
- round ligament (*see also* Disease, pelvis, inflammatory) N73.2
- rupture (spontaneous) NOS L02.91
- sacrum (tuberculous) A18.01
  - nontuberculous M46.28
- salivary (duct) (gland) K11.3
- scalp (any part) L02.811
- scapular — *see* Osteomyelitis, specified type NEC
- sclera — *see* Scleritis
- scrofulous (tuberculous) A18.2
- scrotum N49.2
- seminal vesicle N49.0
  - septal, dental K04.7

- serous — *see* Periostitis
- shoulder (region) — *see* Abscess, upper limb
- sigmoid K63.0
- sinus (accessory) (chronic) (nasal) (*see also* Sinusitis)
  - intracranial venous (any) G06.0
- Skene's duct or gland N34.0
- skin — *see* Abscess, by site
- specified site NEC L02.818
- spermatic cord N49.1
- sphenoidal (sinus) (chronic) J32.3
- spinal cord (any part) (staphylococcal) G06.1
  - tuberculous A17.81
- spine (column) (tuberculous) A18.01
  - epidural G06.1
  - nontuberculous — *see* Osteomyelitis, vertebra
- spleen D73.3
  - amebic A06.89
- stitch T81.41 ☑
  - following an obstetrical procedure O86.01
- subarachnoid G06.2
  - brain G06.0
  - spinal cord G06.1
- subareolar — *see* Abscess, breast
- subcecal K35.33
- subcutaneous (*see also* Abscess, by site)
  - following procedure T81.41 ☑
    - obstetrical O86.01
  - pheomycotic (chromomycotic) B43.2
- subdiaphragmatic K65.1
- subdural G06.2
  - brain G06.0
    - sequelae G09

- spinal cord G06.1
- sub-fascial, following an obstetrical procedure O86.02
- subgaleal L02.811
- subhepatic K65.1
- sublingual K12.2
  - gland K11.3
- submammary — *see* Abscess, breast
- submandibular (region) (space) (triangle) K12.2
  - gland K11.3
- submaxillary (region) L02.01
  - gland K11.3
- submental L02.01
  - gland K11.3
- subperiosteal — *see* Osteomyelitis, specified type NEC
- subphrenic K65.1
  - following an obstetrical procedure O86.03
  - postoperative T81.43 ☑
- suburethral N34.0
- sudoriparous L75.8
- supraclavicular (fossa) — *see* Abscess, upper limb
- supralevator K61.5
- suprapelvic, acute N73.0
- suprarenal (capsule) (gland) E27.8
- sweat gland L74.8
- tear duct — *see* Inflammation, lacrimal, passages, acute
- temple L02.01
- temporal region L02.01
- temporosphenoidal G06.0
- tendon (sheath) M65.00

- ankle M65.07 ☑
- foot M65.07 ☑
- forearm M65.03 ☑
- hand M65.04 ☑
- lower leg M65.06 ☑
- pelvic region M65.05 ☑
- shoulder region M65.01 ☑
- specified site NEC M65.08
- thigh M65.05 ☑
- upper arm M65.02 ☑

testis N45.4
thigh — *see* Abscess, lower limb
thorax J86.9
- with fistula J86.0

throat J39.1
thumb (*see also* Abscess, hand)
- nail — *see* Cellulitis, finger

thymus (gland) E32.1
thyroid (gland) E06.0
toe (any) (*see also* Abscess, foot)
- nail — *see* Cellulitis, toe

tongue (staphylococcal) K14.0
tonsil(s) (lingual) J36
tonsillopharyngeal J36
tooth, teeth (root) K04.7
- with sinus (alveolar) K04.6
- supporting structures NEC — *see* Periodontitis, aggressive, localized

trachea J39.8
trunk L02.219

- trachea J39.8
- trunk L02.219
  - abdominal wall L02.211
  - back L02.212
  - chest wall L02.213
  - groin L02.214
  - perineum L02.215
  - umbilicus L02.216
- tubal — *see* Salpingitis
- tuberculous — *see* Tuberculosis, abscess
- tubo-ovarian — *see* Salpingo-oophoritis
- tunica vaginalis N49.1
- umbilicus L02.216
- upper
  - limb L02.41 ☑
  - respiratory J39.8
- urethral (gland) N34.0
- urinary N34.0
- uterus, uterine (wall) (*see also* Endometritis)
  - ligament (*see also* Disease, pelvis, inflammatory) N73.2
  - neck — *see* Cervicitis
- uvula K12.2
- vagina (wall) — *see* Vaginitis
- vaginorectal — *see* Vaginitis
- vas deferens N49.1
- vermiform appendix K35.33
- vertebra (column) (tuberculous) A18.01
  - nontuberculous — *see* Osteomyelitis, vertebra
- vesical — *see* Cystitis, specified type NEC
- vesico-uterine pouch — *see* Peritonitis, pelvic, female
- vitreous (humor) — *see* Endophthalmitis, purulent
- vocal cord J38.3

- von Bezold's — *see* Mastoiditis, acute
- vulva N76.4
- vulvovaginal gland N75.1
- web space — *see* Abscess, hand
- wound T81.49 ☑
- wrist — *see* Abscess, upper limb

Absence(of) (organ or part) (complete or partial)

- adrenal (gland) (congenital) Q89.1
  - acquired E89.6
- albumin in blood E88.09
- alimentary tract (congenital) Q45.8
  - upper Q40.8
- alveolar process (acquired) — *see* Anomaly, alveolar
- ankle (acquired) Z89.44 ☑
- anus (congenital) Q42.3
  - with fistula Q42.2
- aorta (congenital) Q25.41
- appendix, congenital Q42.8
- arm (acquired) Z89.20 ☑
  - above elbow Z89.22 ☑
    - congenital (with hand present) — *see* Agenesis, arm, with hand present
      - and hand — *see* Agenesis, forearm, and hand
  - below elbow Z89.21 ☑
    - congenital (with hand present) — *see* Agenesis, arm, with hand present
      - and hand — *see* Agenesis, forearm, and hand
  - congenital — *see* Defect, reduction, upper limb
  - shoulder (following explantation of shoulder joint prosthesis) (joint) (with or without presence of antibiotic-impregnated cement spacer) Z89.23 ☑
    - congenital (with hand present) — *see* Agenesis, arm, with hand present
- artery (congenital) (peripheral) Q27.8
  - brain Q28.3
  - coronary Q24.5
  - pulmonary Q25.79
  - specified NEC Q27.8
  - umbilical Q27.0

- atrial septum (congenital) Q21.19
- auditory canal (congenital) (external) Q16.1
- auricle (ear), congenital Q16.0
- bile, biliary duct, congenital Q44.5
- bladder (acquired) Z90.6
  - congenital Q64.5
- bowel sounds R19.11
- brain Q00.0
  - part of Q04.3
- breast(s) (and nipple(s)) (acquired) Z90.1 ☑
  - congenital Q83.8
- broad ligament Q50.6
- bronchus (congenital) Q32.4
- canaliculus lacrimalis, congenital Q10.4
- cerebellum (vermis) Q04.3
- cervix (acquired) (with uterus) Z90.710
  - with remaining uterus Z90.712
  - congenital Q51.5
- chin, congenital Q18.8
- cilia (congenital) Q10.3
  - acquired — *see* Madarosis
- clitoris (congenital) Q52.6
- coccyx, congenital Q76.49
- cold sense R20.8
- congenital
  - lumen — *see* Atresia
  - organ or site NEC — *see* Agenesis
  - septum — *see* Imperfect, closure
- corpus callosum Q04.0
- cricoid cartilage, congenital Q31.8
- diaphragm (with hernia), congenital Q79.1
- digestive organ(s) or tract, congenital Q45.8

- acquired NEC Z90.49
- upper Q40.8

ductus arteriosus Q28.8
duodenum (acquired) Z90.49
- congenital Q41.0

ear, congenital Q16.9
- acquired H93.8 ☑
- auricle Q16.0
- external Q16.0
- inner Q16.5
- lobe, lobule Q17.8
- middle, except ossicles Q16.4
  - ossicles Q16.3
- ossicles Q16.3

ejaculatory duct (congenital) Q55.4
endocrine gland (congenital) NEC Q89.2
- acquired E89.89

epididymis (congenital) Q55.4
- acquired Z90.79

epiglottis, congenital Q31.8
esophagus (congenital) Q39.8
- acquired (partial) Z90.49

eustachian tube (congenital) Q16.2
extremity (acquired) Z89.9
- congenital Q73.0
- knee (following explantation of knee joint prosthesis) (joint) (with or without presence of antibiotic-impregnated cement spacer) Z89.52 ☑
- lower (above knee) Z89.619
  - below knee Z89.51 ☑
- upper — *see* Absence, arm

eye (acquired) Z90.01
- congenital Q11.1
- muscle (congenital) Q10.3

- eyeball (acquired) Z90.01
- eyelid (fold) (congenital) Q10.3
  - acquired Z90.01
- face, specified part NEC Q18.8
- fallopian tube(s) (acquired) Z90.79
  - congenital Q50.6
- family member (causing problem in home) NEC (*see also* Disruption, family) Z63.32
- femur, congenital — *see* Defect, reduction, lower limb, longitudinal, femur
- fibrinogen (congenital) D68.2
  - acquired D65
- finger(s) (acquired) Z89.02 ☑
  - congenital — *see* Agenesis, hand
- foot (acquired) Z89.43 ☑
  - congenital — *see* Agenesis, foot
- forearm (acquired) — *see* Absence, arm, below elbow
- gallbladder (acquired) Z90.49
  - congenital Q44.0
- gamma globulin in blood D80.1
  - hereditary D80.0
- genital organs
  - acquired (female) (male) Z90.79
  - female, congenital Q52.8
    - external Q52.71
    - internal NEC Q52.8
  - male, congenital Q55.8
- genitourinary organs, congenital NEC
  - female Q52.8
  - male Q55.8
- globe (acquired) Z90.01
  - congenital Q11.1

- glottis, congenital Q31.8
- hand and wrist (acquired) Z89.11 ☑
  - congenital — *see* Agenesis, hand
- head, part (acquired) NEC Z90.09
- heat sense R20.8
- hip (following explantation of hip joint prosthesis) (joint) (with or without presence of antibiotic-impregnated cement spacer) Z89.62 ☑
- hymen (congenital) Q52.4
- ileum (acquired) Z90.49
  - congenital Q41.2
- immunoglobulin, isolated NEC D80.3
  - IgA D80.2
  - IgG D80.3
  - IgM D80.4
- incus (acquired) — *see* Loss, ossicles, ear
  - congenital Q16.3
- inner ear, congenital Q16.5
- intestine (acquired) (small) Z90.49
  - congenital Q41.9
    - specified NEC Q41.8
  - large Z90.49
    - congenital Q42.9
      - specified NEC Q42.8
- iris, congenital Q13.1
- jejunum (acquired) Z90.49
  - congenital Q41.1
- joint
  - acquired
    - hip (following explantation of hip joint prosthesis) (with or without presence of antibiotic-impregnated cement spacer) Z89.62 ☑
    - knee (following explantation of knee joint prosthesis) (with or without presence of antibiotic-impregnated cement spacer) Z89.52 ☑
    - shoulder (following explantation of shoulder joint prosthesis) (with or without presence of antibiotic-impregnated cement spacer) Z89.23 ☑
  - congenital NEC Q74.8
- kidney(s) (acquired) Z90.5

- bilateral Q60.1
- unilateral Q60.0

knee (following explantation of knee joint prosthesis) (joint) (with or without presence of antibiotic-impregnated cement spacer) Z89.52 ☑
labyrinth, membranous Q16.5
larynx (congenital) Q31.8
- acquired Z90.02

leg (acquired) (above knee) Z89.61 ☑
- below knee (acquired) Z89.51 ☑
- congenital — *see* Defect, reduction, lower limb

lens (acquired) (*see also* Aphakia)
- congenital Q12.3
- post cataract extraction Z98.4 ☑

limb (acquired) — *see* Absence, extremity
lip Q38.6
liver (congenital) Q44.79
lung (fissure) (lobe) (bilateral) (unilateral) (congenital) Q33.3
- acquired (any part) Z90.2

menstruation — *see* Amenorrhea
muscle (congenital) (pectoral) Q79.8
- ocular Q10.3

neck, part Q18.8
neutrophil — *see* Agranulocytosis
nipple(s) (with breast(s)) (acquired) Z90.1 ☑
- congenital Q83.2

nose (congenital) Q30.1
- acquired Z90.09

organ
- of Corti, congenital Q16.5
- or site, congenital NEC Q89.89
  - acquired NEC Z90.89

osseous meatus (ear) Q16.4
ovary (acquired)

- bilateral Z90.722
- congenital
  - bilateral Q50.02
  - unilateral Q50.01
- unilateral Z90.721

oviduct (acquired)
- bilateral Z90.722
- congenital Q50.6
- unilateral Z90.721

pancreas (congenital) Q45.0
- acquired Z90.410
  - complete Z90.410
  - partial Z90.411
  - total Z90.410

parathyroid gland (acquired) E89.2
- congenital Q89.2

patella, congenital Q74.1

penis (congenital) Q55.5
- acquired Z90.79

pericardium (congenital) Q24.8

pituitary gland (congenital) Q89.2
- acquired E89.3

prostate (acquired) Z90.79
- congenital Q55.4

pulmonary valve Q22.0

punctum lacrimale (congenital) Q10.4

radius, congenital — *see* Defect, reduction, upper limb, longitudinal, radius

rectum (congenital) Q42.1
- with fistula Q42.0
- acquired Z90.49

respiratory organ NOS Q34.9

rib (acquired) Z90.89
- congenital Q76.6

- sacrum, congenital Q76.49
- salivary gland(s), congenital Q38.4
- scrotum, congenital Q55.29
- seminal vesicles (congenital) Q55.4
  - acquired Z90.79
- septum
  - atrial (congenital) Q21.19
  - between aorta and pulmonary artery Q21.4
  - ventricular (congenital) Q20.4
- sex chromosome
  - female phenotype Q97.8
  - male phenotype Q98.8
- skull bone (congenital) Q75.8
  - with
    - anencephaly Q00.0
    - encephalocele — *see* Encephalocele
    - hydrocephalus Q03.9
      - with spina bifida — *see* Spina bifida, by site, with hydrocephalus
    - microcephaly Q02
- spermatic cord, congenital Q55.4
- spine, congenital Q76.49
- spleen (congenital) Q89.01
  - acquired Z90.81
- sternum, congenital Q76.7
- stomach (acquired) (partial) Z90.3
  - congenital Q40.2
- superior vena cava, congenital Q26.8
- teeth, tooth (congenital) K00.0
  - acquired (complete) K08.109

- class I K08.101
- class II K08.102
- class III K08.103
- class IV K08.104
- due to
  - caries K08.139
    - class I K08.131
    - class II K08.132
    - class III K08.133
    - class IV K08.134
  - periodontal disease K08.129
    - class I K08.121
    - class II K08.122
    - class III K08.123
    - class IV K08.124
  - specified NEC K08.199
    - class I K08.191
    - class II K08.192
    - class III K08.193
    - class IV K08.194
  - trauma K08.119
    - class I K08.111
    - class II K08.112
    - class III K08.113
    - class IV K08.114
- partial K08.409
  - class I K08.401
  - class II K08.402
  - class III K08.403
  - class IV K08.404
  - due to
    - caries K08.439

- class I K08.431
- class II K08.432
- class III K08.433
- class IV K08.434
- periodontal disease K08.429
  - class I K08.421
  - class II K08.422
  - class III K08.423
  - class IV K08.424
- specified NEC K08.499
  - class I K08.491
  - class II K08.492
  - class III K08.493
  - class IV K08.494
- trauma K08.419
  - class I K08.411
  - class II K08.412
  - class III K08.413
  - class IV K08.414

- tendon (congenital) Q79.8
- testis (congenital) Q55.0
  - acquired Z90.79
- thumb (acquired) Z89.01 ☑
  - congenital — *see* Agenesis, hand
- thymus gland Q89.2
- thyroid (gland) (acquired) E89.0
  - cartilage, congenital Q31.8
  - congenital E03.1
- toe(s) (acquired) Z89.42 ☑
  - with foot — *see* Absence, foot and ankle
  - congenital — *see* Agenesis, foot
  - great Z89.41 ☑

- tongue, congenital Q38.3
- trachea (cartilage), congenital Q32.1
- transverse aortic arch, congenital Q25.49
- tricuspid valve Q22.4
- umbilical artery, congenital Q27.0
- upper arm and forearm with hand present, congenital — *see* Agenesis, arm, with hand present
- ureter (congenital) Q62.4
  - acquired Z90.6
- urethra, congenital Q64.5
- uterus (acquired) Z90.710
  - with cervix Z90.710
  - with remaining cervical stump Z90.711
  - congenital Q51.0
- uvula, congenital Q38.5
- vagina, congenital Q52.0
- vas deferens (congenital) Q55.4
  - acquired Z90.79
- vein (peripheral) congenital NEC Q27.8
  - cerebral Q28.3
  - digestive system Q27.8
  - great Q26.8
  - lower limb Q27.8
  - portal Q26.5
  - precerebral Q28.1
  - specified site NEC Q27.8
  - upper limb Q27.8
- vena cava (inferior) (superior), congenital Q26.8
- ventricular septum Q20.4
- vertebra, congenital Q76.49
- von Willebrand factor, complete (near) (*see also* Disease, von Willebrand) D68.03
- vulva, congenital Q52.71
- wrist (acquired) Z89.12 ☑

- **Absorbent** system disease I87.8
- **Absorption**
  - carbohydrate, disturbance K90.49
  - chemical — *see* Table of Drugs and Chemicals
    - through placenta (newborn) P04.9
      - environmental substance P04.6
      - nutritional substance P04.5
      - obstetric anesthetic or analgesic drug P04.0
  - drug NEC — *see* Table of Drugs and Chemicals
    - addictive
      - through placenta (newborn) (*see also* Newborn, affected by, maternal, use of) P04.40
        - cocaine P04.41
        - hallucinogens P04.42
        - specified drug NEC P04.49
    - medicinal
      - through placenta (newborn) P04.19
    - through placenta (newborn) P04.19
      - obstetric anesthetic or analgesic drug P04.0
  - fat, disturbance K90.49
    - pancreatic K90.3
  - noxious substance — *see* Table of Drugs and Chemicals
  - protein, disturbance K90.49
  - starch, disturbance K90.49
  - toxic substance — *see* Table of Drugs and Chemicals
  - uremic — *see* Uremia
- **Abstinence** symptoms, syndrome
  - alcohol F10.239
    - with delirium F10.231

- cocaine F14.23
- neonatal P96.1
- nicotine — *see* Dependence, drug, nicotine, with, withdrawal
- opioid F11.93
  - with dependence F11.23
- psychoactive NEC F19.939
  - with
    - delirium F19.931
    - dependence F19.239
      - with
        - delirium F19.231
        - perceptual disturbance F19.232
      - uncomplicated F19.230
    - perceptual disturbance F19.932
  - uncomplicated F19.930
- sedative F13.939
  - with
    - delirium F13.931
    - dependence F13.239
      - with
        - delirium F13.231
        - perceptual disturbance F13.232
      - uncomplicated F13.230
    - perceptual disturbance F13.932
  - uncomplicated F13.930
- stimulant NEC F15.93
  - with dependence F15.23

Abulia R68.89

Abulomania F60.7

Abuse

- adult — *see* Maltreatment, adult

- as reason for
  - couple seeking advice (including offender) Z63.0
- alcohol (non-dependent) F10.10
  - with
    - anxiety disorder F10.180
    - intoxication F10.129
      - with delirium F10.121
      - uncomplicated F10.120
    - mood disorder F10.14
    - other specified disorder F10.188
    - psychosis F10.159
      - delusions F10.150
      - hallucinations F10.151
    - sexual dysfunction F10.181
    - sleep disorder F10.182
    - unspecified disorder F10.19
    - withdrawal F10.139
      - with
        - perceptual disturbance F10.132
      - delirium F10.131
      - uncomplicated F10.130
  - counseling and surveillance Z71.41
  - in remission (early) (sustained) F10.11
- amphetamine (or related substance) (*see also* Abuse, drug, stimulant NEC)
  - stimulant NEC F15.10
    - with
      - anxiety disorder F15.180
      - intoxication F15.129
        - with
          - delirium F15.121
          - perceptual disturbance F15.122
      - withdrawal F15.13

- analgesics (non-prescribed) (over the counter) F55.8
- antacids F55.0
- antidepressants — *see* Abuse, drug, psychoactive NEC
- anxiolytic — *see* Abuse, drug, sedative
- barbiturates — *see* Abuse, drug, sedative
- caffeine — *see* Abuse, drug, stimulant NEC
- cannabis, cannabinoids — *see* Abuse, drug, cannabis
- child — *see* Maltreatment, child
- cocaine — *see* Abuse, drug, cocaine
- drug NEC (non-dependent) F19.10
  - with sleep disorder F19.182
  - amphetamine type — *see* Abuse, drug, stimulant NEC
  - analgesics (non-prescribed) (over the counter) F55.8
  - antacids F55.0
  - antidepressants — *see* Abuse, drug, psychoactive NEC
  - anxiolytics — *see* Abuse, drug, sedative
  - barbiturates — *see* Abuse, drug, sedative
  - caffeine — *see* Abuse, drug, stimulant NEC
  - cannabis F12.10
    - with
      - anxiety disorder F12.180
      - intoxication F12.129
        - with
          - delirium F12.121
          - perceptual disturbance F12.122
        - uncomplicated F12.120
      - other specified disorder F12.188
      - psychosis F12.159
        - delusions F12.150
        - hallucinations F12.151
      - unspecified disorder F12.19
      - withdrawal F12.13

- in remission (early) (sustained) F12.11
- cocaine F14.10
  - with
    - anxiety disorder F14.180
    - intoxication F14.129
      - with
        - delirium F14.121
        - perceptual disturbance F14.122
      - uncomplicated F14.120
    - mood disorder F14.14
    - other specified disorder F14.188
    - psychosis F14.159
      - delusions F14.150
      - hallucinations F14.151
    - sexual dysfunction F14.181
    - sleep disorder F14.182
    - unspecified disorder F14.19
    - withdrawal F14.13
  - in remission (early) (sustained) F14.11
- counseling and surveillance Z71.51
- hallucinogen F16.10
  - with
    - anxiety disorder F16.180
    - flashbacks F16.183
    - intoxication F16.129
      - with
        - delirium F16.121
        - perceptual disturbance F16.122
      - uncomplicated F16.120

- mood disorder F16.14
- other specified disorder F16.188
- perception disorder, persisting F16.183
- psychosis F16.159
  - delusions F16.150
  - hallucinations F16.151
- unspecified disorder F16.19
- in remission (early) (sustained) F16.11

hashish — *see* Abuse, drug, cannabis
herbal or folk remedies F55.1
hormones F55.3
hypnotics — *see* Abuse, drug, sedative
inhalant F18.10
- with
  - anxiety disorder F18.180
  - dementia, persisting F18.17
  - intoxication F18.129
    - with delirium F18.121
    - uncomplicated F18.120
  - mood disorder F18.14
  - other specified disorder F18.188
  - psychosis F18.159
    - delusions F18.150
    - hallucinations F18.151
  - unspecified disorder F18.19
- in remission (early) (sustained) F18.11

in remission (early) (sustained) F19.11
laxatives F55.2
LSD — *see* Abuse, drug, hallucinogen
marihuana — *see* Abuse, drug, cannabis
morphine type (opioids) — *see* Abuse, drug, opioid
opioid F11.10
- with

- intoxication F11.129
  - with
    - delirium F11.121
    - perceptual disturbance F11.122
  - uncomplicated F11.120
- mood disorder F11.14
- opioid-associated amnestic syndrome F11.188
- other specified disorder F11.188
- psychosis F11.159
  - delusions F11.150
  - hallucinations F11.151
- sexual dysfunction F11.181
- sleep disorder F11.182
- unspecified disorder F11.19
- withdrawal F11.13

- in remission (early) (sustained) F11.11

PCP (phencyclidine) (or related substance) — *see* Abuse, drug, hallucinogen

psychoactive NEC F19.10

- with
  - amnestic disorder F19.16
  - anxiety disorder F19.180
  - dementia F19.17
  - intoxication F19.129
    - with
      - delirium F19.121
      - perceptual disturbance F19.122
    - uncomplicated F19.120
  - mood disorder F19.14
  - other specified disorder F19.188
  - psychosis F19.159
    - delusions F19.150
    - hallucinations F19.151

- sexual dysfunction F19.181
- sleep disorder F19.182
- unspecified disorder F19.19
- withdrawal F19.139
  - with
    - perceptual disturbance F19.132
  - delirium F19.131
  - uncomplicated F19.130

- sedative, hypnotic or anxiolytic F13.10
  - with
    - anxiety disorder F13.180
    - intoxication F13.129
      - with delirium F13.121
      - uncomplicated F13.120
    - mood disorder F13.14
    - other specified disorder F13.188
    - psychosis F13.159
      - delusions F13.150
      - hallucinations F13.151
    - sexual dysfunction F13.181
    - sleep disorder F13.182
    - unspecified disorder F13.19
    - withdrawal F13.139
      - with
        - perceptual disturbance F13.132
      - delirium F13.131
      - uncomplicated F13.130
  - in remission (early) (sustained) F13.11
- solvent — *see* Abuse, drug, inhalant
- steroids F55.3
- stimulant NEC F15.10

- with
  - anxiety disorder F15.180
  - intoxication F15.129
    - with
      - delirium F15.121
      - perceptual disturbance F15.122
    - uncomplicated F15.120
  - mood disorder F15.14
  - other specified disorder F15.188
  - psychosis F15.159
    - delusions F15.150
    - hallucinations F15.151
  - sexual dysfunction F15.181
  - sleep disorder F15.182
  - unspecified disorder F15.19
  - withdrawal F15.13
- in remission (early) (sustained) F15.11
- tranquilizers — *see* Abuse, drug, sedative
- vitamins F55.4

hallucinogens — *see* Abuse, drug, hallucinogen
hashish — *see* Abuse, drug, cannabis
herbal or folk remedies F55.1
hormones F55.3
hypnotic — *see* Abuse, drug, sedative
inhalant — *see* Abuse, drug, inhalant
laxatives F55.2
LSD — *see* Abuse, drug, hallucinogen
marihuana — *see* Abuse, drug, cannabis
morphine type (opioids) — *see* Abuse, drug, opioid
non-psychoactive substance NEC F55.8

- antacids F55.0
- folk remedies F55.1
- herbal remedies F55.1
- hormones F55.3
- laxatives F55.2
- steroids F55.3
- vitamins F55.4

opioids — *see* Abuse, drug, opioid
PCP (phencyclidine) (or related substance) — *see* Abuse, drug, hallucinogen
physical (adult) (child) — *see* Maltreatment
psychoactive substance — *see* Abuse, drug, psychoactive NEC
psychological (adult) (child) — *see* Maltreatment
sedative — *see* Abuse, drug, sedative
sexual — *see* Maltreatment
solvent — *see* Abuse, drug, inhalant
steroids F55.3
vitamins F55.4

Acalculia R48.8
- developmental F81.2

Acanthamebiasis (with) B60.10
- conjunctiva B60.12
- keratoconjunctivitis B60.13
- meningoencephalitis B60.11
- other specified B60.19

Acanthocephaliasis B83.8
Acanthocheilonemiasis B74.4
Acanthocytosis E78.6
Acantholysis L11.9
Acanthosis (acquired) (nigricans) L83
- benign Q82.8
- congenital Q82.8
- seborrheic L82.1
  - inflamed L82.0

- tongue K14.3

Acapnia E87.3
Acarbia E87.29
Acardia, acardius Q89.89
Acardiacus amorphus Q89.89
Acardiotrophia I51.4
Acariasis B88.09
- scabies B86

Acarodermatitis (urticarioides) B88.09
Acarophobia F40.218
Acatalasemia, acatalasia E80.3
Acathisia (drug induced) G25.71
Accelerated atrioventricular conduction I45.6
Accentuation of personality traits (type A) Z73.1
Accessory (congenital)
- adrenal gland Q89.1
- anus Q43.4
- appendix Q43.4
- atrioventricular conduction I45.6
- auditory ossicles Q16.3
- auricle (ear) Q17.0
- biliary duct or passage Q44.5
- bladder Q64.79
- blood vessels NEC Q27.9
  - coronary Q24.5
- bone NEC Q79.8
- breast tissue, axilla Q83.1
- carpal bones Q74.0
- cecum Q43.4
- chromosome(s) NEC (nonsex) Q92.9
  - with complex rearrangements NEC Q92.5

- seen only at prometaphase Q92.8
- partial Q92.9
- sex
  - female phenotype Q97.8
- 13 — *see* Trisomy, 13
- 18 — *see* Trisomy, 18
- 21 — *see* Trisomy, 21

- coronary artery Q24.5
- cusp(s), heart valve NEC Q24.8
  - pulmonary Q22.3
- cystic duct Q44.5
- digit(s) Q69.9
- ear (auricle) (lobe) Q17.0
- endocrine gland NEC Q89.2
- eye muscle Q10.3
- eyelid Q10.3
- face bone(s) Q75.8
- fallopian tube (fimbria) (ostium) Q50.6
- finger(s) Q69.0
- foreskin N47.8
- frontonasal process Q75.8
- gallbladder Q44.1
- genital organ(s)
  - female Q52.8
    - external Q52.79
    - internal NEC Q52.8
  - male Q55.8
- genitourinary organs NEC Q89.89
  - female Q52.8
  - male Q55.8
- hallux Q69.2
- heart Q24.8

- valve NEC Q24.8
  - pulmonary Q22.3
- hepatic ducts Q44.5
- hymen Q52.4
- intestine (large) (small) Q43.4
- kidney Q63.0
- lacrimal canal Q10.6
- leaflet, heart valve NEC Q24.8
- ligament, broad Q50.6
- liver Q44.79
  - duct Q44.5
- lobule (ear) Q17.0
- lung (lobe) Q33.1
- muscle Q79.8
- navicular of carpus Q74.0
- nervous system, part NEC Q07.8
- nipple Q83.3
- nose Q30.8
- organ or site not listed — *see* Anomaly, by site
- ovary Q50.31
- oviduct Q50.6
- pancreas Q45.3
- parathyroid gland Q89.2
- parotid gland (and duct) Q38.4
- pituitary gland Q89.2
- preauricular appendage Q17.0
- prepuce N47.8
- renal arteries (multiple) Q27.2
- rib Q76.6
  - cervical Q76.5

- roots (teeth) K00.2
- salivary gland Q38.4
- sesamoid bones Q74.8
  - foot Q74.2
  - hand Q74.0
- skin tags Q82.8
- spleen Q89.09
- sternum Q76.7
- submaxillary gland Q38.4
- tarsal bones Q74.2
- teeth, tooth K00.1
- tendon Q79.8
- thumb Q69.1
- thymus gland Q89.2
- thyroid gland Q89.2
- toes Q69.2
- tongue Q38.3
- tooth, teeth K00.1
- tragus Q17.0
- ureter Q62.5
- urethra Q64.79
- urinary organ or tract NEC Q64.8
- uterus Q51.28
- vagina Q52.10
- valve, heart NEC Q24.8
  - pulmonary Q22.3
- vertebra Q76.49
- vocal cords Q31.8
- vulva Q52.79

Accident

- birth — *see* Birth, injury
- cardiac — *see* Infarct, myocardium
- cerebrovascular (ischemic) I63.9
  - aborted I63.9
  - chronic (old) (remote) (imaging) (without sequelae) Z86.73
    - with residual defects — *see* Sequelae, disease, cerebrovascular
  - embolic I63. ☑
  - hemorrhagic — *see* Hemorrhage, intracranial, intracerebral
  - old (without sequelae) Z86.73
    - with sequelae (of) — *see* Sequelae, infarction, cerebral
  - thrombotic I63. ☑
- coronary — *see* Infarct, myocardium
- craniovascular I63.9
- vascular, brain I63.9

Accidental — *see* condition

Accommodation (disorder) (*see also* condition)
- hysterical paralysis of F44.89
- insufficiency of H52.4
- paresis — *see* Paresis, of accommodation
- spasm — *see* Spasm, of accommodation

Accouchement — *see* Delivery

Accreta placenta O43.21 ☑

Accretio cordis (nonrheumatic) I31.0

Accretions, tooth, teeth K03.6

Acculturation difficulty Z60.3

Accumulation secretion, prostate N42.89

Acephalia, acephalism, acephalus, acephaly Q00.0

Acephalobrachia monster Q89.89

Acephalochirus monster Q89.89

Acephalogaster Q89.89

Acephalostomus monster Q89.89

Acephalothorax Q89.89

Acerophobia F40.298

Acetonemia R79.89

- in Type 1 diabetes E10.10
  - with coma E10.11

Acetonuria R82.4

Achalasia (cardia) (esophagus) K22.0
- congenital Q39.5
- pylorus Q40.0
- sphincteral NEC K59.89

Ache(s) — *see* Pain

Acheilia Q38.6

Achillobursitis — *see* Tendinitis, Achilles

Achillodynia — *see* Tendinitis, Achilles

Achlorhydria, achlorhydric (neurogenic) K31.83
- anemia D50.8
- diarrhea K31.83
- psychogenic F45.8
- secondary to vagotomy K91.1

Achluophobia F40.228

Acholia K82.8

Acholuric jaundice (familial) (splenomegalic) (*see also* Spherocytosis)
- acquired D59.8

Achondrogenesis Q77.0

Achondroplasia (osteosclerosis congenita) Q77.4

Achroma, cutis L80

Achromat (ism), achromatopsia (acquired) (congenital) H53.51

Achromia, congenital — *see* Albinism

Achromia parasitica B36.0

Achylia gastrica K31.89
- psychogenic F45.8

Acid
- burn — *see* Corrosion
- deficiency

- amide nicotinic E52
- ascorbic E54
- folic E53.8
- nicotinic E52
- pantothenic E53.8

- intoxication (*see also* Acidosis) E87.29
- peptic disease K30
- phosphatase deficiency E83.39
- stomach K30
  - psychogenic F45.8

Acidemia (*see also* Acidosis) E87.20
- argininosuccinic E72.22
- isovaleric E71.110
- metabolic (*see also* Acidosis, metabolic)
  - newborn P19.9
    - first noted before onset of labor P19.0
    - first noted during labor P19.1
    - noted at birth P19.2
- methylmalonic E71.120
- pipecolic E72.3
- propionic E71.121

Acidity, gastric (high) K30
- psychogenic F45.8

Acidocytopenia — *see* Agranulocytosis

Acidocytosis D72.10

Acidopenia — *see* Agranulocytosis

Acidosis (lactic) E87.20
- in Type 1 diabetes E10.10
  - with coma E10.11
- kidney, tubular N25.89
- lactic E87.20

- acute E87.21
- chronic E87.22
- metabolic NEC E87.20
  - with respiratory acidosis E87.4
  - acute E87.21
  - chronic E87.22
  - hyperchloremic, of newborn P74.421
  - late, of newborn P74.0
- mixed metabolic and respiratory, newborn P84
- newborn P84
- renal (hyperchloremic) (tubular) N25.89
- respiratory E87.29
  - acute J96.02
  - chronic J96.12
  - complicated by
    - metabolic
      - acidosis E87.4
      - alkalosis E87.4
- specified NEC E87.29

Aciduria
- 4-hydroxybutyric E72.81
- argininosuccinic E72.22
- gamma-hydroxybutyric E72.81
- glutaric (type I) E72.3
  - type II E71.313
  - type III E71.5 ☑
- orotic (congenital) (hereditary) (pyrimidine deficiency) E79.89
  - anemia D53.0

Acladiosis (skin) B36.0

Aclasis, diaphyseal Q78.6

Acleistocardia Q21.19

Aclusion — *see* Anomaly, dentofacial, malocclusion

Acne L70.9

- artificialis L70.8
- atrophica L70.2
- cachecticorum (Hebra) L70.8
- conglobata L70.1
- cystic L70.0
- decalvans L66.2
- excoriée (des jeunes filles) L70.5
- frontalis L70.2
- indurata L70.0
- infantile L70.4
- keloid L73.0
- lupoid L70.2
- necrotic, necrotica (miliaris) L70.2
- neonatal L70.4
- nodular L70.0
- occupational L70.8
- picker's L70.5
- pustular L70.0
- rodens L70.2
- rosacea L71.9
- specified NEC L70.8
- tropica L70.3
- varioliformis L70.2
- vulgaris L70.0

Acnitis (primary) A18.4

Acosta's disease T70.29 ☑

Acoustic — *see* condition

Acousticophobia F40.298

ACPO (acute colonic pseudo-obstruction) K59.81

Acquired (*see also* condition)

- immunodeficiency syndrome (AIDS) B20

- **Acrania** Q00.0
- **Acroangiodermatitis** I78.9
- **Acroasphyxia**, chronic I73.89
- **Acrobystitis** N47.7
- **Acrocephalopolysyndactyly** Q87.0
- **Acrocephalosyndactyly** Q87.0
- **Acrocephaly** Q75.009
- **Acrochondrohyperplasia** — *see* Syndrome, Marfan
- **Acrocyanosis** I73.89
  - newborn P28.2
    - meaning transient blue hands and feet - omit code
- **Acrodermatitis** L30.8
  - atrophicans (chronica) L90.4
  - continua (Hallopeau) L40.2
  - enteropathica (hereditary) E83.2
  - Hallopeau's L40.2
  - infantile papular L44.4
  - perstans L40.2
  - pustulosa continua L40.2
  - recalcitrant pustular L40.2
- **Acrodynia** — *see* Poisoning, mercury
- **Acromegaly**, acromegalia E22.0
- **Acromelalgia** I73.81
- **Acromicria**, acromikria Q79.8
- **Acronyx** L60.0
- **Acropachy**, thyroid — *see* Thyrotoxicosis
- **Acroparesthesia** (simple) (vasomotor) I73.89
- **Acropathy**, thyroid — *see* Thyrotoxicosis
- **Acrophobia** F40.241
- **Acroposthitis** N47.7
- **Acrosclerlasis**, acroscleroderma, acrosclerosis — *see* Sclerosis, systemic
- **Acrosphacelus** I96
- **Acrospiroma**, eccrine — *see* Neoplasm, skin, benign
- **Acrostealgia** — *see* Osteochondropathy
- **Acrotrophodynia** — *see* Immersion
- **ACTH** ectopic syndrome E24.3
- **Actinic** — *see* condition
- **Actinobacillosis**, actinobacillus A28.8

- mallei A24.0
- muris A25.1

Actinomyces israelii (infection) — *see* Actinomycosis
Actinomycetoma (foot) B47.1
Actinomycosis, actinomycotic A42.9
- with pneumonia A42.0
- abdominal A42.1
- cervicofacial A42.2
- cutaneous A42.89
- gastrointestinal A42.1
- pulmonary A42.0
- sepsis A42.7
- specified site NEC A42.89

Actinoneuritis G62.82
Action, heart
- disorder I49.9
- irregular I49.9
  - psychogenic F45.8

Activated protein C resistance D68.51
Activation
- mast cell (disorder) (syndrome) D89.40
  - idiopathic D89.42
  - monoclonal D89.41
  - secondary D89.43
  - specified type NEC D89.49

Active — *see* condition
Acute (*see also* condition)
- abdomen R10.0
- gallbladder — *see* Cholecystitis, acute

Acyanotic heart disease (congenital) Q24.9
Acystia Q64.5
Adair-Dighton syndrome (brittle bones and blue sclera, deafness) Q78.0
Adamantinoblastoma — *see* Ameloblastoma
Adamantinoma (*see also* Cyst, calcifying odontogenic)

- long bones C40.90
  - lower limb C40.2 ☑
  - upper limb C40.0 ☑
- malignant C41.1
  - jaw (bone) (lower) C41.1
    - upper C41.0
- tibial C40.2 ☑

Adamantoblastoma — *see* Ameloblastoma
Adams-Stokes (-Morgagni) disease or syndrome I45.9
Adaption reaction — *see* Disorder, adjustment
Addiction (*see also* Dependence) F19.20
- alcohol, alcoholic (ethyl) (methyl) (wood) (without remission) F10.20
  - with remission F10.21
- drug — *see* Dependence, drug
- ethyl alcohol (without remission) F10.20
  - with remission F10.21
- heroin — *see* Dependence, drug, opioid
- methyl alcohol (without remission) F10.20
  - with remission F10.21
- methylated spirit (without remission) F10.20
  - with remission F10.21
- morphine (-like substances) — *see* Dependence, drug, opioid
- nicotine — *see* Dependence, drug, nicotine
- opium and opioids — *see* Dependence, drug, opioid
- tobacco — *see* Dependence, drug, nicotine

Addisonian crisis E27.2
Addison's
- anemia (pernicious) D51.0
- disease (bronze) or syndrome E27.1
  - tuberculous A18.7
- keloid L94.0

- **Addison-Biermer** anemia (pernicious) D51.0
- **Addison-Schilder** complex E71.528
- **Additional** (*see also* Accessory)
  - chromosome(s) (*see also* Trisomy) Q99.8 ☑
    - marker — *see* Extra, marker chromosomes
    - sex — *see* Abnormal, chromosome, sex
    - 21 — *see* Trisomy, 21
- **Adduction** contracture, hip or other joint — *see* Contraction, joint
- **Adenitis** (*see also* Lymphadenitis)
  - acute, unspecified site L04.9
  - axillary I88.9
    - acute L04.2
    - chronic or subacute I88.1
  - Bartholin's gland N75.8
  - bulbourethral gland — *see* Urethritis
  - cervical I88.9
    - acute L04.0
    - chronic or subacute I88.1
  - chancroid (Hemophilus ducreyi) A57
  - chronic, unspecified site I88.1
  - Cowper's gland — *see* Urethritis
  - due to Pasteurella multocida (P. septica) A28.0
  - epidemic, acute B27.09
  - gangrenous L04.9
  - gonorrheal NEC A54.89
  - groin I88.9
    - acute L04.1
    - chronic or subacute I88.1
  - infectious (acute) (epidemic) B27.09
  - inguinal I88.9
    - acute L04.1
    - chronic or subacute I88.1

- lymph gland or node, except mesenteric I88.9
  - acute — *see* Lymphadenitis, acute
  - chronic or subacute I88.1
- mesenteric (acute) (chronic) (nonspecific) (subacute) I88.0
- parotid gland (suppurative) — *see* Sialoadenitis
- salivary gland (any) (suppurative) — *see* Sialoadenitis
- scrofulous (tuberculous) A18.2
- Skene's duct or gland — *see* Urethritis
- strumous, tuberculous A18.2
- subacute, unspecified site I88.1
- sublingual gland (suppurative) — *see* Sialoadenitis
- submandibular gland (suppurative) — *see* Sialoadenitis
- submaxillary gland (suppurative) — *see* Sialoadenitis
- tuberculous — *see* Tuberculosis, lymph gland
- urethral gland — *see* Urethritis
- Wharton's duct (suppurative) — *see* Sialoadenitis

Adenoacanthoma — *see* Neoplasm, malignant, by site

Adenoameloblastoma — *see* Cyst, calcifying odontogenic

Adenocarcinoid (tumor) — *see* Neoplasm, malignant, by site

Adenocarcinoma (*see also* Neoplasm, malignant, by site)

- acidophil
  - specified site — *see* Neoplasm, malignant, by site
  - unspecified site C75.1
- adrenal cortical C74.0 ☑
- alveolar — *see* Neoplasm, lung, malignant
- apocrine
  - breast — *see* Neoplasm, breast, malignant
  - in situ
    - breast D05.8 ☑
    - specified site NEC — *see* Neoplasm, skin, in situ
    - unspecified site D04.9

- specified site NEC — *see* Neoplasm, skin, malignant
- unspecified site C44.99

basal cell
- specified site — *see* Neoplasm, skin, malignant
- unspecified site C08.9

basophil
- specified site — *see* Neoplasm, malignant, by site
- unspecified site C75.1

bile duct type C22.1
- liver C22.1
- specified site NEC — *see* Neoplasm, malignant, by site
- unspecified site C22.1

bronchiolar — *see* Neoplasm, lung, malignant

bronchioloalveolar — *see* Neoplasm, lung, malignant

ceruminous C44.29 ☑

cervix, in situ (*see also* Carcinoma, cervix uteri, in situ) D06.9

chromophobe
- specified site — *see* Neoplasm, malignant, by site
- unspecified site C75.1

diffuse type
- specified site — *see* Neoplasm, malignant, by site
- unspecified site C16.9

duct
- infiltrating
  - with Paget's disease — *see* Neoplasm, breast, malignant
  - specified site — *see* Neoplasm, malignant, by site
  - unspecified site (female) C50.91 ☑
    - male C50.92 ☑
- specified site — *see* Neoplasm, malignant, by site
- unspecified site
  - female C56.9
  - male C61

- eosinophil
  - specified site — *see* Neoplasm, malignant, by site
  - unspecified site C75.1
- follicular
  - with papillary C73
  - moderately differentiated C73
  - specified site — *see* Neoplasm, malignant, by site
  - trabecular C73
  - unspecified site C73
  - well differentiated C73
- Hurthle cell C73
- in
  - adenomatous
    - polyposis coli C18.9
- infiltrating duct
  - with Paget's disease — *see* Neoplasm, breast, malignant
  - specified site — *see* Neoplasm, by site, malignant
  - unspecified site (female) C50.91 ☑
    - male C50.92 ☑
- inflammatory
  - specified site — *see* Neoplasm, by site, malignant
  - unspecified site (female) C50.91 ☑
    - male C50.92 ☑
- intestinal type
  - specified site — *see* Neoplasm, by site, malignant
  - unspecified site C16.9
- intracystic papillary
- intraductal
  - breast D05.1 ☑
  - noninfiltrating

- breast D05.1 ☑
- papillary
  - with invasion
    - specified site — *see* Neoplasm, by site, malignant
    - unspecified site (female) C50.91 ☑
      - male C50.92 ☑
  - breast D05.1 ☑
  - specified site NEC — *see* Neoplasm, in situ, by site
  - unspecified site D05.1 ☑
- specified site NEC — *see* Neoplasm, in situ, by site
- unspecified site D05.1 ☑

papillary
- with invasion
  - specified site — *see* Neoplasm, malignant, by site
  - unspecified site (female) C50.91 ☑
    - male C50.92 ☑
- breast D05.1 ☑
- specified site — *see* Neoplasm, in situ, by site
- unspecified site D05.1 ☑

specified site NEC — *see* Neoplasm, in situ, by site
unspecified site D05.1 ☑

islet cell
- with exocrine, mixed
  - specified site — *see* Neoplasm, malignant, by site
  - unspecified site C25.9
- pancreas C25.4
- specified site NEC — *see* Neoplasm, malignant, by site
- unspecified site C25.4

lobular
- in situ
  - breast D05.0 ☑
  - specified site NEC — *see* Neoplasm, in situ, by site
  - unspecified site D05.0 ☑

- specified site — *see* Neoplasm, malignant, by site
- unspecified site (female) C50.91 ☑
  - male C50.92 ☑
- mucoid (*see also* Neoplasm, malignant, by site)
  - cell
    - specified site — *see* Neoplasm, malignant, by site
    - unspecified site C75.1
- nonencapsulated sclerosing C73
- papillary
  - with follicular C73
  - follicular variant C73
  - intraductal (noninfiltrating)
    - with invasion
      - specified site — *see* Neoplasm, malignant, by site
      - unspecified site (female) C50.91 ☑
        - male C50.92 ☑
    - breast D05.1 ☑
    - specified site NEC — *see* Neoplasm, in situ, by site
    - unspecified site D05.1 ☑
  - serous
    - specified site — *see* Neoplasm, malignant, by site
    - unspecified site C56.9
- papillocystic
  - specified site — *see* Neoplasm, malignant, by site
  - unspecified site C56.9
- pseudomucinous
  - specified site — *see* Neoplasm, malignant, by site
  - unspecified site C56.9
- renal cell C64 ☑
- sebaceous — *see* Neoplasm, skin, malignant
- serous (*see also* Neoplasm, malignant, by site)

- papillary
  - specified site — *see* Neoplasm, malignant, by site
  - unspecified site C56.9
- sweat gland — *see* Neoplasm, skin, malignant
- water-clear cell C75.0

Adenocarcinoma-in-situ (*see also* Neoplasm, in situ, by site)
- breast D05.9 ☑

Adenofibroma
- clear cell — *see* Neoplasm, benign, by site
- endometrioid D27.9
  - borderline malignancy D39.10
  - malignant C56 ☑
- mucinous
  - specified site — *see* Neoplasm, benign, by site
  - unspecified site D27.9
- papillary
  - specified site — *see* Neoplasm, benign, by site
  - unspecified site D27.9
- prostate — *see* Enlargement, enlarged, prostate
- serous
  - specified site — *see* Neoplasm, benign, by site
  - unspecified site D27.9
- specified site — *see* Neoplasm, benign, by site
- unspecified site D27.9

Adenofibrosis
- breast — *see* Fibroadenosis, breast
- endometrioid N80.00

Adenoiditis (chronic) J35.02
- with tonsillitis J35.03
- acute J03.90

- recurrent J03.91
- specified organism NEC J03.80
  - recurrent J03.81
- staphylococcal J03.80
  - recurrent J03.81
- streptococcal J03.00
  - recurrent J03.01

Adenoids — *see* condition

Adenolipoma — *see* Neoplasm, benign, by site

Adenolipomatosis, Launois-Bensaude E88.89

Adenolymphoma
- specified site — *see* Neoplasm, benign, by site
- unspecified site D11.9

Adenoma (*see also* Neoplasm, benign, by site)
- acidophil
  - specified site — *see* Neoplasm, benign, by site
  - unspecified site D35.2
- acidophil-basophil, mixed
  - specified site — *see* Neoplasm, benign, by site
  - unspecified site D35.2
- adrenal (cortical) D35.00
  - clear cell D35.00
  - compact cell D35.00
  - glomerulosa cell D35.00
  - heavily pigmented variant D35.00
  - mixed cell D35.00
- alpha-cell
  - pancreas D13.7
  - specified site NEC — *see* Neoplasm, benign, by site
  - unspecified site D13.7
- alveolar D14.30
- apocrine

- breast D24 ☑
  - specified site NEC — *see* Neoplasm, skin, benign, by site
  - unspecified site D23.9
- basal cell D11.9
- basophil
  - specified site — *see* Neoplasm, benign, by site
  - unspecified site D35.2
- basophil-acidophil, mixed
  - specified site — *see* Neoplasm, benign, by site
  - unspecified site D35.2
- beta-cell
  - pancreas D13.7
  - specified site NEC — *see* Neoplasm, benign, by site
  - unspecified site D13.7
- bile duct D13.4
  - common D13.5
  - extrahepatic D13.5
  - intrahepatic D13.4
  - specified site NEC — *see* Neoplasm, benign, by site
  - unspecified site D13.4
- black D35.00
- bronchial D38.1
  - cylindroid type — *see* Neoplasm, lung, malignant
- ceruminous D23.2 ☑
- chief cell D35.1
- chromophobe
  - specified site — *see* Neoplasm, benign, by site
  - unspecified site D35.2
- colloid
  - specified site — *see* Neoplasm, benign, by site
  - unspecified site D34

- eccrine, papillary — *see* Neoplasm, skin, benign
- endocrine, multiple
  - single specified site — *see* Neoplasm, uncertain behavior, by site
  - two or more specified sites D44 ☑
  - unspecified site D44.9
- endometrioid (*see also* Neoplasm, benign)
  - borderline malignancy — *see* Neoplasm, uncertain behavior, by site
- eosinophil
  - specified site — *see* Neoplasm, benign, by site
  - unspecified site D35.2
- fetal
  - specified site — *see* Neoplasm, benign, by site
  - unspecified site D34
- follicular
  - specified site — *see* Neoplasm, benign, by site
  - unspecified site D34
- hepatocellular D13.4
- Hurthle cell D34
- islet cell
  - pancreas D13.7
  - specified site NEC — *see* Neoplasm, benign, by site
  - unspecified site D13.7
- liver cell D13.4
- macrofollicular
  - specified site — *see* Neoplasm, benign, by site
  - unspecified site D34
- malignant, malignum — *see* Neoplasm, malignant, by site
- microcystic
  - pancreas D13.6
  - specified site NEC — *see* Neoplasm, benign, by site
  - unspecified site D13.6
- microfollicular

- specified site — *see* Neoplasm, benign, by site
- unspecified site D34

mucoid cell
- specified site — *see* Neoplasm, benign, by site
- unspecified site D35.2

multiple endocrine
- single specified site — *see* Neoplasm, uncertain behavior, by site
- two or more specified sites D44 ☑
- unspecified site D44.9

nipple D24 ☑

papillary (*see also* Neoplasm, benign, by site)
- eccrine — *see* Neoplasm, skin, benign, by site

Pick's tubular
- specified site — *see* Neoplasm, benign, by site
- unspecified site
  - female D27.9
  - male D29.20

pleomorphic
- carcinoma in — *see* Neoplasm, salivary gland, malignant
  - specified site — *see* Neoplasm, malignant, by site
  - unspecified site C08.9

polypoid (*see also* Neoplasm, benign)
- adenocarcinoma in — *see* Neoplasm, malignant, by site
- adenocarcinoma in situ — *see* Neoplasm, in situ, by site

prostate — *see* Neoplasm, prostate, benign

rete cell D29.20

sebaceous — *see* Neoplasm, skin, benign

Sertoli cell
- specified site — *see* Neoplasm, benign, by site
- unspecified site
  - female D27.9
  - male D29.20

- skin appendage — *see* Neoplasm, skin, benign
- sudoriferous gland — *see* Neoplasm, skin, benign
- sweat gland — *see* Neoplasm, skin, benign
- testicular
  - specified site — *see* Neoplasm, benign, by site
  - unspecified site
    - female D27.9
    - male D29.20
- tubular (*see also* Neoplasm, benign, by site)
  - adenocarcinoma in — *see* Neoplasm, malignant, by site
  - adenocarcinoma in situ — *see* Neoplasm, in situ, by site
  - Pick's
    - specified site — *see* Neoplasm, benign, by site
    - unspecified site
      - female D27.9
      - male D29.20
- tubulovillous (*see also* Neoplasm, benign, by site)
  - adenocarcinoma in — *see* Neoplasm, malignant, by site
  - adenocarcinoma in situ — *see* Neoplasm, in situ, by site
- villous — *see* Neoplasm, uncertain behavior, by site
  - adenocarcinoma in — *see* Neoplasm, malignant, by site
  - adenocarcinoma in situ — *see* Neoplasm, in situ, by site
- water-clear cell D35.1

Adenomatosis
- endocrine (multiple) E31.20
  - single specified site — *see* Neoplasm, uncertain behavior, by site
- erosive of nipple D24 ☑
- pluriendocrine — *see* Adenomatosis, endocrine
- pulmonary D38.1
  - malignant — *see* Neoplasm, lung, malignant

- specified site — *see* Neoplasm, benign, by site
- unspecified site D12.6

Adenomatous
- goiter (nontoxic) E04.9
  - with hyperthyroidism — *see* Hyperthyroidism, with, goiter, nodular
  - toxic — *see* Hyperthyroidism, with, goiter, nodular

Adenomyoma (*see also* Neoplasm, benign, by site)
- prostate — *see* Enlarged, prostate

Adenomyometritis N80.00

Adenomyosis (uterus) N80.03

Adenopathy (lymph gland) R59.9
- generalized R59.1
- inguinal R59.0
- localized R59.0
- mediastinal R59.0
- mesentery R59.0
- syphilitic (secondary) A51.49
- tracheobronchial R59.0
  - tuberculous A15.4
    - primary (progressive) A15.7
- tuberculous (*see also* Tuberculosis, lymph gland)
  - tracheobronchial A15.4
    - primary (progressive) A15.7

Adenosalpingitis — *see* Salpingitis

Adenosarcoma — *see* Neoplasm, malignant, by site

Adenosclerosis I88.8

Adenosis (sclerosing) breast — *see* Fibroadenosis, breast

Adenovirus, as cause of disease classified elsewhere B97.0

Adentia (complete) (partial) — *see* Absence, teeth

Adherent (*see also* Adhesions)
- labia (minora) N90.89
- pericardium (nonrheumatic) I31.0
  - rheumatic I09.2

- placenta (with hemorrhage) O72.0
  - without hemorrhage O73.0
- prepuce, newborn N47.0
- scar (skin) L90.5
- tendon in scar L90.5

Adhesions, adhesive (postinfective) K66.0
- with intestinal obstruction K56.50
  - complete K56.52
  - incomplete K56.51
  - partial K56.51
- abdominal (wall) — *see* Adhesions, peritoneum
- appendix K38.8
- bile duct (common) (hepatic) K83.8
- bladder (sphincter) N32.89
- bowel — *see* Adhesions, peritoneum
- cardiac I31.0
  - rheumatic I09.2
- cecum — *see* Adhesions, peritoneum
- cervicovaginal N88.1
  - congenital Q52.8
  - postpartal O90.89
    - old N88.1
- cervix N88.1
- ciliary body NEC — *see* Adhesions, iris
- clitoris N90.89
- colon — *see* Adhesions, peritoneum
- common duct K83.8
- congenital (*see also* Anomaly, by site)

- fingers — *see* Syndactylism, complex, fingers
- omental, anomalous Q43.3
- peritoneal Q43.3
- tongue (to gum or roof of mouth) Q38.3

conjunctiva (acquired) H11.21 ☑
- congenital Q15.8

cystic duct K82.8
diaphragm — *see* Adhesions, peritoneum
due to foreign body — *see* Foreign body
duodenum — *see* Adhesions, peritoneum
ear
- middle H74.1 ☑

epididymis N50.89
epidural — *see* Adhesions, meninges
epiglottis J38.7
eyelid H02.59
female pelvis N73.6
gallbladder K82.8
globe H44.89
heart I31.0
- rheumatic I09.2

ileocecal (coil) — *see* Adhesions, peritoneum
ileum — *see* Adhesions, peritoneum
intestine (*see also* Adhesions, peritoneum)
- with obstruction K56.50
  - complete K56.52
  - incomplete K56.51
  - partial K56.51

intra-abdominal — *see* Adhesions, peritoneum
iris H21.50 ☑

- anterior H21.51 ☑
- goniosynechiae H21.52 ☑
- posterior H21.54 ☑
- to corneal graft T85.898 ☑

joint — *see* Ankylosis
- knee M23.8X ☑
- temporomandibular M26.61 ☑

labium (majus) (minus), congenital Q52.5
liver — *see* Adhesions, peritoneum
lung J98.4
mediastinum J98.59
meninges (cerebral) (spinal) G96.12
- congenital Q07.8
- tuberculous (cerebral) (spinal) A17.0

mesenteric — *see* Adhesions, peritoneum
nasal (septum) (to turbinates) J34.89
ocular muscle — *see* Strabismus, mechanical
omentum — *see* Adhesions, peritoneum
ovary N73.6
- congenital (to cecum, kidney or omentum) Q50.39

paraovarian N73.6
pelvic (peritoneal)
- female N73.6
  - postprocedural N99.4
- male — *see* Adhesions, peritoneum
- postpartal (old) N73.6
- tuberculous A18.17

penis to scrotum (congenital) Q55.8
periappendiceal (*see also* Adhesions, peritoneum)
pericardium (nonrheumatic) I31.0
- focal I31.8
- rheumatic I09.2
- tuberculous A18.84

- pericholecystic K82.8
- perigastric — *see* Adhesions, peritoneum
- periovarian N73.6
- periprostatic N42.89
- perirectal — *see* Adhesions, peritoneum
- perirenal N28.89
- peritoneum, peritoneal (postinfective) K66.0
  - with obstruction (intestinal) K56.50
    - complete K56.52
    - incomplete K56.51
    - partial K56.51
  - congenital Q43.3
  - pelvic, female N73.6
    - postprocedural N99.4
  - postpartal, pelvic N73.6
  - postprocedural K66.0
  - to uterus N73.6
- peritubal N73.6
- periureteral N28.89
- periuterine N73.6
- perivesical N32.89
- perivesicular (seminal vesicle) N50.89
- pleura, pleuritic J94.8
  - tuberculous NEC A15.6
- pleuropericardial J94.8
- postoperative (gastrointestinal tract) K66.0
  - with obstruction (*see also* Obstruction, intestine, postoperative) K91.30
  - due to foreign body accidentally left in wound — *see* Foreign body, accidentally left during a procedure
  - pelvic peritoneal N99.4
  - urethra — *see* Stricture, urethra, postprocedural
  - vagina N99.2

- postpartal, old (vulva or perineum) N90.89
- preputial, prepuce N47.5
- pulmonary J98.4
- pylorus — *see* Adhesions, peritoneum
- sciatic nerve — *see* Lesion, nerve, sciatic
- seminal vesicle N50.89
- shoulder (joint) — *see* Capsulitis, adhesive
- sigmoid flexure — *see* Adhesions, peritoneum
- spermatic cord (acquired) N50.89
  - congenital Q55.4
- spinal canal G96.12
- stomach — *see* Adhesions, peritoneum
- subscapular — *see* Capsulitis, adhesive
- temporomandibular M26.61 ☑
- tendinitis (*see also* Tenosynovitis, specified type NEC)
  - shoulder — *see* Capsulitis, adhesive
- testis N44.8
- tongue, congenital (to gum or roof of mouth) Q38.3
  - acquired K14.8
- trachea J39.8
- tubo-ovarian N73.6
- tunica vaginalis N44.8
- uterus N73.6
  - internal N85.6
  - to abdominal wall N73.6
- vagina (chronic) N89.5
  - postoperative N99.2
- vitreomacular H43.82 ☑
- vitreous H43.89
- vulva N90.89

- **Adiaspiromycosis** B48.8
- **Adie** (-Holmes) pupil or syndrome — *see* Anomaly, pupil, function, tonic pupil
- **Adiponecrosis** neonatorum P83.88
- **Adiposis** (*see also* Obesity)
  - cerebralis E23.6
  - dolorosa E88.2
- **Adiposity** (*see also* Obesity)
  - heart — *see* Degeneration, myocardial
  - localized E65
- **Adiposogenital** dystrophy E23.6
- **Adjustment**
  - disorder — *see* Disorder, adjustment
  - implanted device — *see* Encounter (for), adjustment (of)
  - prosthesis, external — *see* Fitting
  - reaction — *see* Disorder, adjustment
- **Administration** of tPA (rtPA) in a different facility within the last 24 hours prior to admission to current facility Z92.82
- **Admission** (for) (*see also* Encounter (for))
  - adjustment (of)
    - artificial
      - arm Z44.00 ☑
        - complete Z44.01 ☑
        - partial Z44.02 ☑
      - eye Z44.2 ☑
      - leg Z44.10 ☑
        - complete Z44.11 ☑
        - partial Z44.12 ☑
    - brain neuropacemaker Z46.2
      - implanted Z45.42
    - breast
      - implant Z45.81 ☑
      - prosthesis (external) Z44.3 ☑

- colostomy belt Z46.89
- contact lenses Z46.0
- cystostomy device Z46.6
- dental prosthesis Z46.3
- device NEC
  - abdominal Z46.89
  - implanted Z45.89
    - cardiac Z45.09
      - defibrillator (with synchronous cardiac pacemaker) Z45.02
      - pacemaker (cardiac resynchronization therapy (CRT-P)) Z45.018
        - pulse generator Z45.010
      - resynchronization therapy defibrillator (CRT-D) Z45.02
    - hearing device Z45.328
      - bone conduction Z45.320
      - cochlear Z45.321
    - infusion pump Z45.1
    - nervous system Z45.49
      - CSF drainage Z45.41
      - hearing device — *see* Admission, adjustment, device, implanted, hearing device
      - neuropacemaker Z45.42
      - visual substitution Z45.31
    - specified NEC Z45.89
    - vascular access Z45.2
    - visual substitution Z45.31
  - nervous system Z46.2
    - implanted — *see* Admission, adjustment, device, implanted, nervous system
  - orthodontic Z46.4
  - prosthetic Z44.9

- arm — *see* Admission, adjustment, artificial, arm
- breast Z44.3 ☑
- dental Z46.3
- eye Z44.2 ☑
- leg — *see* Admission, adjustment, artificial, leg
- specified type NEC Z44.8

- substitution
  - auditory Z46.2
    - implanted — *see* Admission, adjustment, device, implanted, hearing device
  - nervous system Z46.2
    - implanted — *see* Admission, adjustment, device, implanted, nervous system
  - visual Z46.2
    - implanted Z45.31
  - urinary Z46.6

- hearing aid Z46.1
  - implanted — *see* Admission, adjustment, device, implanted, hearing device
- ileostomy device Z46.89
- intestinal appliance or device NEC Z46.89
- neuropacemaker (brain) (peripheral nerve) (spinal cord) Z46.2
  - implanted Z45.42
- orthodontic device Z46.4
- orthopedic (brace) (cast) (device) (shoes) Z46.89
- pacemaker (cardiac resynchronization therapy (CRT-P))
  - cardiac Z45.018
    - pulse generator Z45.010
  - nervous system Z46.2
    - implanted Z45.42
- portacath (port-a-cath) Z45.2
- prosthesis Z44.9

- arm — *see* Admission, adjustment, artificial, arm
- breast Z44.3 ☑
- dental Z46.3
- eye Z44.2 ☑
- leg — *see* Admission, adjustment, artificial, leg
- specified NEC Z44.8
- spectacles Z46.0

aftercare (*see also* Aftercare) Z51.89
- postpartum
  - immediately after delivery Z39.0
  - routine follow-up Z39.2
- radiation therapy (antineoplastic) Z51.0
- sepsis Z51.A

attention to artificial opening (of) Z43.9
- artificial vagina Z43.7
- colostomy Z43.3
- cystostomy Z43.5
- enterostomy Z43.4
- gastrostomy Z43.1
- ileostomy Z43.2
- jejunostomy Z43.4
- nephrostomy Z43.6
- specified site NEC Z43.8
  - intestinal tract Z43.4
  - urinary tract Z43.6
- tracheostomy Z43.0
- ureterostomy Z43.6
- urethrostomy Z43.6

breast augmentation or reduction Z41.1

breast reconstruction following mastectomy Z42.1

change of

- dressing (nonsurgical) Z48.00
- neuropacemaker device (brain) (peripheral nerve) (spinal cord) Z46.2
  - implanted Z45.42
- surgical dressing Z48.01

circumcision, ritual or routine (in absence of diagnosis) Z41.2

clinical research investigation (control) (normal comparison) (participant) Z00.6

contraceptive management Z30.9

cosmetic surgery NEC Z41.1

counseling (*see also* Counseling)

- dietary Z71.3
- gestational carrier Z31.7
- HIV Z71.7
- human immunodeficiency virus Z71.7
- nonattending third party Z71.0
- procreative management NEC Z31.69

delivery, full-term, uncomplicated O80

- cesarean, without indication O82

desensitization to allergens Z51.6

dietary surveillance and counseling Z71.3

ear piercing Z41.3

examination at health care facility (adult) (*see also* Examination) Z00.00

- with abnormal findings Z00.01
- clinical research investigation (control) (normal comparison) (participant) Z00.6
- dental Z01.20
  - with abnormal findings Z01.21
- donor (potential) Z00.5
- ear Z01.10
  - with abnormal findings NEC Z01.118
- eye Z01.00
  - with abnormal findings Z01.01
  - following failed vision screening Z01.020
    - with abnormal findings Z01.021

- general, specified reason NEC Z00.8
- hearing Z01.10
  - with abnormal findings NEC Z01.118
  - infant or child (over 28 days old) Z00.129
    - with abnormal findings Z00.121
- postpartum checkup Z39.2
- psychiatric (general) Z00.8
  - requested by authority Z04.6
- vision Z01.00
  - with abnormal findings Z01.01
  - following failed vision screening Z01.020
    - with abnormal findings Z01.021
  - infant or child (over 28 days old) Z00.129
    - with abnormal findings Z00.121

fitting (of)
- artificial
  - arm — *see* Admission, adjustment, artificial, arm
  - eye Z44.2 ☑
  - leg — *see* Admission, adjustment, artificial, leg
- brain neuropacemaker Z46.2
  - implanted Z45.42
- breast prosthesis (external) Z44.3 ☑
- colostomy belt Z46.89
- contact lenses Z46.0
- cystostomy device Z46.6
- dental prosthesis Z46.3
- dentures Z46.3
- device NEC
  - abdominal Z46.89
  - nervous system Z46.2
    - implanted — *see* Admission, adjustment, device, implanted, nervous system

- orthodontic Z46.4
- prosthetic Z44.9
  - breast Z44.3 ☑
  - dental Z46.3
  - eye Z44.2 ☑
- substitution
  - auditory Z46.2
    - implanted — *see* Admission, adjustment, device, implanted, hearing device
  - nervous system Z46.2
    - implanted — *see* Admission, adjustment, device, implanted, nervous system
  - visual Z46.2
    - implanted Z45.31
- hearing aid Z46.1
- ileostomy device Z46.89
- intestinal appliance or device NEC Z46.89
- neuropacemaker (brain) (peripheral nerve) (spinal cord) Z46.2
  - implanted Z45.42
- orthodontic device Z46.4
- orthopedic device (brace) (cast) (shoes) Z46.89
- prosthesis Z44.9
  - arm — *see* Admission, adjustment, artificial, arm
  - breast Z44.3 ☑
  - dental Z46.3
  - eye Z44.2 ☑
  - leg — *see* Admission, adjustment, artificial, leg
  - specified type NEC Z44.8
- spectacles Z46.0

- follow-up examination Z09
- intrauterine device management Z30.431
  - initial prescription Z30.014
- mental health evaluation Z00.8
  - requested by authority Z04.6

- observation — *see* Observation
- Papanicolaou smear, cervix Z12.4
  - for suspected malignant neoplasm Z12.4
- plastic and reconstructive surgery following medical procedure or healed injury NEC Z42.8
- plastic surgery, cosmetic NEC Z41.1
- postpartum observation
  - immediately after delivery Z39.0
  - routine follow-up Z39.2
- poststerilization (for restoration) Z31.0
  - aftercare Z31.42
- procreative management Z31.9
- prophylactic (measure) (*see also* Encounter, prophylactic measures)
  - oophorectomy for persons without known genetic/ familial risk factors Z40.81
  - organ removal Z40.00
    - breast Z40.01
    - fallopian tube(s) Z40.03
      - for persons without known genetic/familial risk factors Z40.82
    - ovary(s) Z40.02
      - for persons without known genetic/familial risk factors Z40.81
    - specified organ NEC Z40.09
    - testes Z40.09
  - salpingectomy for persons without known genetic/ familial risk factors Z40.82
  - vaccination Z23
- psychiatric examination (general) Z00.8
  - requested by authority Z04.6
- radiation therapy (antineoplastic) Z51.0
- reconstructive surgery following medical procedure or healed injury NEC Z42.8
- removal of

- cystostomy catheter Z43.5
- drains Z48.03
- dressing (nonsurgical) Z48.00
- implantable subdermal contraceptive Z30.46
- intrauterine contraceptive device Z30.432
- neuropacemaker (brain) (peripheral nerve) (spinal cord) Z46.2
  - implanted Z45.42
- staples Z48.02
- surgical dressing Z48.01
- sutures Z48.02
- ureteral stent Z46.6

respirator [ventilator] use during power failure Z99.12

restoration of organ continuity (poststerilization) Z31.0
- aftercare Z31.42

sensitivity test (*see also* Test, skin)
- allergy NEC Z01.82
- Mantoux Z11.1

tuboplasty following previous sterilization Z31.0
- aftercare Z31.42

vasoplasty following previous sterilization Z31.0
- aftercare Z31.42

vision examination Z01.00
- with abnormal findings Z01.01
- following failed vision screening Z01.020
  - with abnormal findings Z01.021
- infant or child (over 28 days old) Z00.129
  - with abnormal findings Z00.121

waiting period for admission to other facility Z75.1

- **Adnexitis** (suppurative) — *see* Salpingo-oophoritis
- **Adolescent** X-linked adrenoleukodystrophy E71.521
- **Adrenal** (gland) — *see* condition
- **Adrenalism,** tuberculous A18.7
- **Adrenalitis,** adrenitis E27.8
  - autoimmune E27.1
  - meningococcal, hemorrhagic A39.1
- **Adrenarche,** premature E27.0
- **Adrenocortical** syndrome — *see* Cushing's, syndrome
- **Adrenogenital** syndrome E25.9
  - acquired E25.8
  - congenital E25.0
  - salt loss E25.0
- **Adrenogenitalism,** congenital E25.0
- **Adrenoleukodystrophy** E71.529
  - neonatal E71.511
  - X-linked E71.529
    - Addison only phenotype E71.528
    - Addison-Schilder E71.528
    - adolescent E71.521
    - adrenomyeloneuropathy E71.522
    - childhood cerebral E71.520
    - other specified E71.528
- **Adrenomyeloneuropathy** E71.522
- **Adventitious** bursa — *see* Bursopathy, specified type NEC
- **Adverse** effect — *see* Table of Drugs and Chemicals, categories T36-T50, with 6th character 5
- **Advice** — *see* Counseling
- **Adynamia** (episodica) (hereditary) (periodic) G72.3
- **Aeration** lung imperfect, newborn — *see* Atelectasis
- **Aerobullosis** T70.3 ☑
- **Aerocele** — *see* Embolism, air
- **Aerodermectasia**

- subcutaneous (traumatic) T79.7 ☑
- **Aerodontalgia** T70.29 ☑
- **Aeroembolism** T70.3 ☑
- **Aerogenes** capsulatus infection A48.0
- **Aero-otitis** media T70.0 ☑
- **Aerophagy,** aerophagia (psychogenic) F45.8
- **Aerophobia** F40.228
- **Aerosinusitis** T70.1 ☑
- **Aerotitis** T70.0 ☑
- **Affection** — *see* Disease
- **Afibrinogenemia** (*see also* Defect, coagulation) D68.8
  - acquired D65
  - congenital D68.2
  - following ectopic or molar pregnancy O08.1
  - in abortion — *see* Abortion, by type, complicated by, afibrinogenemia
  - puerperal O72.3
- **African**
  - sleeping sickness B56.9
  - tick fever A68.1
  - trypanosomiasis B56.9
    - gambian B56.0
    - rhodesian B56.1
- **Aftercare** (*see also* Care) Z51.89
  - following surgery (for) (on)
    - amputation Z47.81
    - attention to
      - drains Z48.03
      - dressings (nonsurgical) Z48.00
        - surgical Z48.01
      - sutures Z48.02

- circulatory system Z48.812
- delayed (planned) wound closure Z48.1
- digestive system Z48.815
- explantation of joint prosthesis (staged procedure)
  - hip Z47.32
  - knee Z47.33
  - shoulder Z47.31
- genitourinary system Z48.816
- joint replacement Z47.1
- neoplasm Z48.3
- nervous system Z48.811
- oral cavity Z48.814
- organ transplant
  - bone marrow Z48.290
  - heart Z48.21
  - heart-lung Z48.280
  - kidney Z48.22
  - liver Z48.23
  - lung Z48.24
  - multiple organs NEC Z48.288
  - specified NEC Z48.298
- orthopedic NEC Z47.89
- planned wound closure Z48.1
- removal of internal fixation device Z47.2
- respiratory system Z48.813
- scoliosis Z47.82
- sense organs Z48.810
- skin and subcutaneous tissue Z48.817
- specified body system

- circulatory Z48.812
- digestive Z48.815
- genitourinary Z48.816
- nervous Z48.811
- oral cavity Z48.814
- respiratory Z48.813
- sense organs Z48.810
- skin and subcutaneous tissue Z48.817
- teeth Z48.814
- specified NEC Z48.89
- spinal Z47.89
- teeth Z48.814
- fracture - code to fracture with seventh character D
- involving
- removal of
- drains Z48.03
- dressings (nonsurgical) Z48.00
- staples Z48.02
- surgical dressings Z48.01
- sutures Z48.02
- neuropacemaker (brain) (peripheral nerve) (spinal cord) Z46.2
- implanted Z45.42
- orthopedic NEC Z47.89
- postprocedural — *see* Aftercare, following surgery

After-cataract — *see* Cataract, secondary

Agalactia (primary) O92.3
- elective, secondary or therapeutic O92.5

Agammaglobulinemia (acquired (secondary)) (nonfamilial) D80.1
- with
- immunoglobulin-bearing B-lymphocytes D80.1
- lymphopenia D81.9

- autosomal recessive (Swiss type) D80.0
- Bruton's X-linked D80.0
- common variable (CVAgamma) D80.1
- congenital sex-linked D80.0
- hereditary D80.0
- lymphopenic D81.9
- Swiss type (autosomal recessive) D80.0
- X-linked (with growth hormone deficiency) (Bruton) D80.0

Aganglionosis (bowel) (colon) Q43.1

Age (old) — *see* Senility

Agenesis

- adrenal (gland) Q89.1
- alimentary tract (complete) (partial) NEC Q45.8
  - upper Q40.8
- anus, anal (canal) Q42.3
  - with fistula Q42.2
- aorta Q25.41
- appendix Q42.8
- arm (complete) Q71.0 ☑
  - with hand present Q71.1 ☑
- artery (peripheral) Q27.9
  - brain Q28.3
  - coronary Q24.5
  - pulmonary Q25.79
  - specified NEC Q27.8
  - umbilical Q27.0

- auditory (canal) (external) Q16.1
- auricle (ear) Q16.0
- bile duct or passage Q44.5
- bladder Q64.5
- bone Q79.9
- brain Q00.0
  - part of Q04.3
- breast (with nipple present) Q83.8
  - with absent nipple Q83.0
- bronchus Q32.4
- canaliculus lacrimalis Q10.4
- carpus — *see* Agenesis, hand
- cartilage Q79.9
- cecum Q42.8
- cerebellum Q04.3
- cervix Q51.5
- chin Q18.8
- cilia Q10.3
- circulatory system, part NOS Q28.9
- clavicle Q74.0
- clitoris Q52.6
- coccyx Q76.49
- colon Q42.9
  - specified NEC Q42.8
- corpus callosum Q04.0
- cricoid cartilage Q31.8
- diaphragm (with hernia) Q79.1
- digestive organ(s) or tract (complete) (partial) NEC Q45.8
  - upper Q40.8

- ductus arteriosus Q28.8
- duodenum Q41.0
- ear Q16.9
  - auricle Q16.0
  - lobe Q17.8
- ejaculatory duct Q55.4
- endocrine (gland) NEC Q89.2
- epiglottis Q31.8
- esophagus Q39.8
- eustachian tube Q16.2
- eye Q11.1
  - adnexa Q15.8
- eyelid (fold) Q10.3
- face
  - bones NEC Q75.8
  - specified part NEC Q18.8
- fallopian tube Q50.6
- femur — *see* Defect, reduction, lower limb, longitudinal, femur
- fibula — *see* Defect, reduction, lower limb, longitudinal, fibula
- finger (complete) (partial) — *see* Agenesis, hand
- foot (and toes) (complete) (partial) Q72.3 ☑
- forearm (with hand present) — *see* Agenesis, arm, with hand present
  - and hand Q71.2 ☑
- gallbladder Q44.0
- gastric Q40.2
- genitalia, genital (organ(s))
  - female Q52.8
    - external Q52.71
    - internal NEC Q52.8
  - male Q55.8

- glottis Q31.8
- hair Q84.0
- hand (and fingers) (complete) (partial) Q71.3 ☑
- heart Q24.8
  - valve NEC Q24.8
    - pulmonary Q22.0
- hepatic Q44.79
- humerus — *see* Defect, reduction, upper limb
- hymen Q52.4
- ileum Q41.2
- incus Q16.3
- intestine (small) Q41.9
  - large Q42.9
    - specified NEC Q42.8
- iris (dilator fibers) Q13.1
- jaw M26.09
- jejunum Q41.1
- kidney(s) (partial) Q60.2
  - bilateral Q60.1
  - unilateral Q60.0
- labium (majus) (minus) Q52.71
- labyrinth, membranous Q16.5
- lacrimal apparatus Q10.4
- larynx Q31.8
- leg (complete) Q72.0 ☑
  - with foot present Q72.1 ☑
  - lower leg (with foot present) — *see* Agenesis, leg, with foot present
    - and foot Q72.2 ☑
- lens Q12.3
- limb (complete) Q73.0
  - lower — *see* Agenesis, leg
  - upper — *see* Agenesis, arm

- lip Q38.0
- liver Q44.79
- lung (fissure) (lobe) (bilateral) (unilateral) Q33.3
- mandible, maxilla M26.09
- metacarpus — *see* Agenesis, hand
- metatarsus — *see* Agenesis, foot
- muscle Q79.8
  - eyelid Q10.3
  - ocular Q15.8
- musculoskeletal system NEC Q79.8
- nail(s) Q84.3
- neck, part Q18.8
- nerve Q07.8
- nervous system, part NEC Q07.8
- nipple Q83.2
- nose Q30.1
- nuclear Q07.8
- organ
  - of Corti Q16.5
  - or site not listed — *see* Anomaly, by site
- osseous meatus (ear) Q16.1
- ovary
  - bilateral Q50.02
  - unilateral Q50.01
- oviduct Q50.6
- pancreas Q45.0
- parathyroid (gland) Q89.2
- parotid gland(s) Q38.4
- patella Q74.1
- pelvic girdle (complete) (partial) Q74.2
- penis Q55.5

- pericardium Q24.8
- pituitary (gland) Q89.2
- prostate Q55.4
- punctum lacrimale Q10.4
- radioulnar — *see* Defect, reduction, upper limb
- radius — *see* Defect, reduction, upper limb, longitudinal, radius
- rectum Q42.1
  - with fistula Q42.0
- renal Q60.2
  - bilateral Q60.1
  - unilateral Q60.0
- respiratory organ NEC Q34.8
- rib Q76.6
- roof of orbit Q75.8
- round ligament Q52.8
- sacrum Q76.49
- salivary gland Q38.4
- scapula Q74.0
- scrotum Q55.29
- seminal vesicles Q55.4
- septum
  - atrial Q21.19
  - between aorta and pulmonary artery Q21.4
  - ventricular Q20.4
- shoulder girdle (complete) (partial) Q74.0
- skull (bone) Q75.8
  - with
    - anencephaly Q00.0
    - encephalocele — *see* Encephalocele
    - hydrocephalus Q03.9
      - with spina bifida — *see* Spina bifida, by site, with hydrocephalus
    - microcephaly Q02

- spermatic cord Q55.4
- spinal cord Q06.0
- spine Q76.49
- spleen Q89.01
- sternum Q76.7
- stomach Q40.2
- submaxillary gland(s) (congenital) Q38.4
- tarsus — *see* Agenesis, foot
- tendon Q79.8
- testicle Q55.0
- thymus (gland) Q89.2
- thyroid (gland) E03.1
  - cartilage Q31.8
- tibia — *see* Defect, reduction, lower limb, longitudinal, tibia
- tibiofibular — *see* Defect, reduction, lower limb, specified type NEC
- toe (and foot) (complete) (partial) — *see* Agenesis, foot
- tongue Q38.3
- trachea (cartilage) Q32.1
- ulna — *see* Defect, reduction, upper limb, longitudinal, ulna
- upper limb — *see* Agenesis, arm
- ureter Q62.4
- urethra Q64.5
- urinary tract NEC Q64.8
- uterus Q51.0
- uvula Q38.5
- vagina Q52.0
- vas deferens Q55.4
- vein(s) (peripheral) Q27.9
  - brain Q28.3
  - great NEC Q26.8
  - portal Q26.5

- vena cava (inferior) (superior) Q26.8
- vermis of cerebellum Q04.3
- vertebra Q76.49
- vulva Q52.71

Ageusia R43.2
Agitated — *see* condition
Agitation R45.1
AGL (acquired generalized lipodystrophy) E88.12
Aglossia (congenital) Q38.3
Aglossia-adactylia syndrome Q87.0
Aglycogenosis E74.00
Agnosia (body image) (other senses) (tactile) R48.1
- developmental F88
- verbal R48.1
  - auditory R48.1
    - developmental F80.2
  - developmental F80.2
- visual (object) R48.3

Agoraphobia F40.00
- with panic disorder F40.01
- without panic disorder F40.02

Agrammatism R48.8
Agranulocytopenia — *see* Agranulocytosis
Agranulocytosis (chronic) (cyclical) (genetic) (infantile) (periodic) (pernicious) (*see also* Neutropenia) D70.9
- congenital D70.0
- cytoreductive cancer chemotherapy sequela D70.1
- drug-induced D70.2
  - due to cytoreductive cancer chemotherapy D70.1
- due to infection D70.3
- secondary D70.4
  - drug-induced D70.2
    - due to cytoreductive cancer chemotherapy D70.1

- **Agraphia** (absolute) R48.8
  - with alexia R48.0
  - developmental F81.81
- **Ague** (dumb) — *see* Malaria
- **Agyria** Q04.3
- **Ahumada-del** Castillo syndrome E23.0
- **Aichomophobia** F40.298
- **AIDS** (related complex) B20
- **Ailment** heart — *see* Disease, heart
- **Ailurophobia** F40.218
- **Ainhum** (disease) L94.6
- **AIN** — *see* Neoplasia, intraepithelial, anal
- **AIPHI** (acute idiopathic pulmonary hemorrhage in infants (over 28 days old)) R04.81
- **Air**
  - anterior mediastinum J98.2
  - compressed, disease T70.3 ☑
  - conditioner lung or pneumonitis J67.7
  - embolism (artery) (cerebral) (any site) T79.0 ☑
    - with ectopic or molar pregnancy O08.2
    - due to implanted device NEC — *see* Complications, by site and type, specified NEC
    - following
      - abortion — *see* Abortion by type, complicated by, embolism
      - ectopic or molar pregnancy O08.2
      - infusion, therapeutic injection or transfusion T80.0 ☑
    - in pregnancy, childbirth or puerperium — *see* Embolism, obstetric
    - traumatic T79.0 ☑
  - hunger, psychogenic F45.8
  - rarefied, effects of — *see* Effect, adverse, high altitude
  - sickness T75.3 ☑
- **Airplane** sickness T75.3 ☑
- **Akathisia** (drug-induced) (treatment-induced) G25.71

- neuroleptic induced (acute) G25.71
- tardive G25.71

Akinesia R29.898
Akinetic mutism R41.89
Akureyri's disease G93.39
Alactasia, congenital E73.0
Alagille (-Watson) syndrome Q44.71
Alastrim B03
Albers-Schönberg syndrome Q78.2
Albert's syndrome — *see* Tendinitis, Achilles
Albinism, albino E70.30

- with hematologic abnormality E70.339
  - Chédiak-Higashi syndrome E70.330
  - Hermansky-Pudlak syndrome E70.331
  - other specified E70.338
- I E70.320
- II E70.321
- ocular E70.319
  - autosomal recessive E70.311
  - other specified E70.318
  - X-linked E70.310
- oculocutaneous E70.329
  - other specified E70.328
  - tyrosinase (ty) negative E70.320
  - tyrosinase (ty) positive E70.321
- other specified E70.39

Albinismus E70.30
Albright (-McCune)(-Sternberg) syndrome Q78.1
Albuminous — *see* condition
Albuminuria, albuminuric (acute) (chronic) (subacute) (*see also* Proteinuria) R80.9

- complicating pregnancy — *see* Proteinuria, gestational

- with
  - gestational hypertension — *see* Pre-eclampsia
  - pre-existing hypertension — *see* Hypertension, complicating pregnancy, pre-existing, with, pre-eclampsia
- gestational — *see* Proteinuria, gestational
  - with
    - gestational hypertension — *see* Pre-eclampsia
    - pre-existing hypertension — *see* Hypertension, complicating pregnancy, pre-existing, with, pre-eclampsia
- orthostatic R80.2
- postural R80.2
- pre-eclamptic — *see* Pre-eclampsia
- scarlatinal A38.8

Albuminurophobia F40.298

Alcaptonuria E70.29

Alcohol, alcoholic, alcohol-induced

- addiction (without remission) F10.20
  - with remission F10.21
- amnestic disorder, persisting F10.96
  - with dependence F10.26
- anxiety disorder F10.980
- bipolar and related disorder F10.94
- depressive disorder F10.94
- major neurocognitive disorder, amnestic-confabulatory type F10.96
- major neurocognitive disorder, nonamnestic-confabulatory type F10.97
- mild neurocognitive disorder F10.988
- psychotic disorder F10.959
- sexual dysfunction F10.981
- sleep disorder F10.982
- brain syndrome, chronic F10.97
  - with dependence F10.27
- cardiopathy I42.6
- counseling and surveillance Z71.41
  - family member Z71.42

- delirium (acute) (tremens) (withdrawal) F10.921
  - with intoxication F10.921
    - in
      - abuse F10.121
      - dependence F10.221
  - abuse F10.131
    - with intoxication F10.121
  - dependence (acute) (tremens) (withdrawal) F10.231
    - with intoxication F10.221
  - use, unspecified F10.931
    - with intoxication F10.921
- dementia F10.97
  - with dependence F10.27
- deterioration F10.97
  - with dependence F10.27
- hallucinosis (acute) F10.951
  - in
    - abuse F10.151
    - dependence F10.251
- insanity F10.959
- intoxication (acute) (without dependence) F10.129
  - with
    - delirium F10.121
    - dependence F10.229
      - with delirium F10.221
      - uncomplicated F10.220
  - uncomplicated F10.120
- jealousy F10.988
- Korsakoff's, Korsakov's, Korsakow's F10.26
- liver K70.9
  - acute — *see* Disease, liver, alcoholic, hepatitis

- mania (acute) (chronic) F10.959
- paranoia, paranoid (type) psychosis F10.950
- pellagra E52
- poisoning, accidental (acute) NEC — *see* Table of Drugs and Chemicals, alcohol, poisoning
- psychosis — *see* Psychosis, alcoholic
- withdrawal (without convulsions) F10.239
  - with delirium F10.231

Alcoholism (chronic) (without remission) F10.20
- with
  - psychosis — *see* Psychosis, alcoholic
  - remission F10.21
- Korsakov's F10.96
  - with dependence F10.26

Alder (-Reilly) anomaly or syndrome (leukocyte granulation) D72.0

Aldosteronism E26.9
- familial (type I) E26.02
- glucocorticoid-remediable E26.02
- primary (due to (bilateral) adrenal hyperplasia) E26.09
- primary NEC E26.09
- secondary E26.1
- specified NEC E26.89

Aldosteronoma D44.10

Aldrich (-Wiskott) syndrome (eczema-thrombocytopenia) D82.0

Alektorophobia F40.218

Aleppo boil B55.1

Aleukemic — *see* condition

Aleukia
- congenital D70.0
- hemorrhagica D61.9
  - congenital D61.09
- splenica D73.1

- **Alexia** R48.0
  - developmental F81.0
  - secondary to organic lesion R48.0
- **Algoneurodystrophy** M89.00
  - ankle M89.07 ☑
  - foot M89.07 ☑
  - forearm M89.03 ☑
  - hand M89.04 ☑
  - lower leg M89.06 ☑
  - multiple sites M89.09
  - shoulder M89.01 ☑
  - specified site NEC M89.08
  - thigh M89.05 ☑
  - upper arm M89.02 ☑
- **Algophobia** F40.298
- **Alienation**, mental — *see* Psychosis
- **Alkalemia** E87.3
- **Alkalosis** E87.3
  - metabolic E87.3
    - with respiratory acidosis E87.4
    - of newborn P74.41
  - respiratory E87.3
- **Alkaptonuria** E70.29
- **Allen-Masters** syndrome N83.8
- **Allergy**, allergic (reaction) (to) T78.40 ☑
  - air-borne substance NEC (rhinitis) J30.89
  - alveolitis (extrinsic) J67.9
    - due to
      - Aspergillus clavatus J67.4
      - Cryptostroma corticale J67.6
      - organisms (fungal, thermophilic actinomycete) growing in ventilation (air conditioning) systems J67.7
    - specified type NEC J67.8

- anaphylactic reaction or shock T78.2 ☑
- angioneurotic edema T78.3 ☑
- animal (dander) (epidermal) (hair) (rhinitis) J30.81
- bee sting (anaphylactic shock) T63.44 ☑
- biological — *see* Allergy, drug
- colitis (*see also* Colitis, allergic) K52.29
- dairy products T78.119 ☑
  - with
    - reactivity to baked milk T78.111 ☑
    - tolerance to baked milk T78.110 ☑
  - anaphylactic reaction T78.079 ☑
    - with
      - reactivity to baked milk T78.071 ☑
      - tolerance to baked milk T78.070 ☑
- dander (animal) (rhinitis) J30.81
- dandruff (rhinitis) J30.81
- dental restorative material (existing) K08.55
- dermatitis — *see* Dermatitis, contact, allergic
- diathesis — *see* History, allergy
- drug, medicament & biological (any) (external) (internal) T78.40 ☑
  - correct substance properly administered — *see* Table of Drugs and Chemicals, by drug, adverse effect
  - wrong substance given or taken NEC (by accident) — *see* Table of Drugs and Chemicals, by drug, poisoning
- due to pollen J30.1
- dust (house) (stock) (rhinitis) J30.89
  - with asthma — *see* Asthma, allergic extrinsic
- eczema — *see* Dermatitis, contact, allergic
- eggs
  - adverse reaction NEC T78.129 ☑
    - with
      - reactivity to baked egg T78.121 ☑
      - tolerance to baked egg T78.120 ☑

- epidermal (animal) (rhinitis) J30.81
- feathers (rhinitis) J30.89
- food (any) (ingested) NEC T78.19 ☑
  - anaphylactic shock — *see* Shock, anaphylactic, due to food
  - dermatitis — *see* Dermatitis, due to, food
  - dietary counseling and surveillance Z71.3
  - in contact with skin L23.6
  - rhinitis J30.5
  - status (without reaction) Z91.018
    - beef Z91.014
    - eggs Z91.0120
      - with
        - reactivity to baked egg Z91.0122
        - tolerance to baked egg Z91.0121
    - lamb Z91.014
    - mammalian meats Z91.014
    - milk products Z91.0110
      - with
        - reactivity to baked milk Z91.0112
        - tolerance to baked milk Z91.0111
    - peanuts Z91.010
    - pork Z91.014
    - red meats Z91.014
    - seafood Z91.013
    - specified NEC Z91.018
- gastrointestinal (*see also* specific type of allergic reaction)
  - meaning colitis (*see also* Colitis, allergic) K52.29
  - meaning gastroenteritis (*see also* Gastroenteritis, allergic) K52.29
  - meaning other adverse food reaction not elsewhere classified T78.19 ☑
- grain J30.1
- grass (hay fever) (pollen) J30.1
  - asthma — *see* Asthma, allergic extrinsic

- hair (animal) (rhinitis) J30.81
- history (of) — *see* History, allergy
- horse serum — *see* Allergy, serum
- inhalant (rhinitis) J30.89
  - pollen J30.1
- kapok (rhinitis) J30.89
- medicine — *see* Allergy, drug
- milk protein (*see also* Allergy, food) Z91.0110
  - with
    - reactivity to baked milk Z91.0112
    - tolerance to baked milk Z91.0111
  - adverse reaction NEC T78.119 ☑
    - with
      - reactivity to baked milk T78.111 ☑
      - tolerance to baked milk T78.110 ☑
  - anaphylactic reaction T78.079 ☑
    - with
      - reactivity to baked milk T78.071 ☑
      - tolerance to baked milk T78.070 ☑
  - dermatitis L27.2
  - enterocolitis syndrome K52.21
  - enteropathy K52.22
  - gastroenteritis K52.29
  - gastroesophageal reflux (*see also* Reaction, adverse, food) K21.9
    - with esophagitis (without bleeding) K21.00
      - with bleeding K21.01
  - proctocolitis K52.29
- nasal, seasonal due to pollen J30.1
- pneumonia J82.89
- pollen (any) (hay fever) J30.1
  - asthma — *see* Asthma, allergic extrinsic

- primrose J30.1
- primula J30.1
- proctocolitis K52.29
- purpura D69.0
- ragweed (hay fever) (pollen) J30.1
  - asthma — *see* Asthma, allergic extrinsic
- rose (pollen) J30.1
- seasonal NEC J30.2
- Senecio jacobae (pollen) J30.1
- serum (*see also* Reaction, serum) T80.69 ☑
  - anaphylactic shock T80.59 ☑
- shock (anaphylactic) T78.2 ☑
  - due to
    - administration of blood and blood products T80.51 ☑
    - adverse effect of correct medicinal substance properly administered T88.6 ☑
    - immunization T80.52 ☑
    - serum NEC T80.59 ☑
    - vaccination T80.52 ☑
- specific NEC T78.49 ☑
- tree (any) (hay fever) (pollen) J30.1
  - asthma — *see* Asthma, allergic extrinsic
- upper respiratory J30.9
- urticaria L50.0
- vaccine — *see* Allergy, serum
- wheat — *see* Allergy, food

Allescheriasis B48.2

Alligator skin disease Q80.9

Allocheiria, allochiria R20.8

Almeida's disease — *see* Paracoccidioidomycosis

Alopecia (hereditaria) (seborrheica) L65.9

- androgenic L64.9

- drug-induced L64.0
- specified NEC L64.8

areata L63.9
- ophiasis L63.2
- specified NEC L63.8
- totalis L63.0
- universalis L63.1

cicatricial L66.9
- central centrifugal L66.81
- specified NEC L66.89

circumscripta L63.9
congenital, congenitalis Q84.0
due to cytotoxic drugs NEC L65.8
frontal fibrosing L66.12
mucinosa L65.2
postinfective NEC L65.8
postpartum L65.0
premature L64.8
specific (syphilitic) A51.32
specified NEC L65.8
syphilitic (secondary) A51.32
totalis (capitis) L63.0
universalis (entire body) L63.1
X-ray L58.1

Alpers' disease G31.81
Alpine sickness T70.29 ☑
Alport syndrome Q87.81
ALTE (apparent life threatening event) in newborn and infant R68.13
Alteration(of), Altered
- awareness
  - transient R40.4
  - unintended under general anesthesia, during procedure T88.53 ☑

- mental status R41.82
- pattern of family relationships affecting child Z62.898
- sensation
  - following
    - cerebrovascular disease I69.998
      - cerebral infarction I69.398
      - intracerebral hemorrhage I69.198
      - nontraumatic intracranial hemorrhage NEC I69.298
      - specified disease NEC I69.898
      - subarachnoid hemorrhage I69.098

Alternating — *see* condition
Altitude, high (effects) — *see* Effect, adverse, high altitude
Aluminosis (of lung) J63.0
Alveolitis
- allergic (extrinsic) — *see* Pneumonitis, hypersensitivity
- due to
  - Aspergillus clavatus J67.4
  - Cryptostroma corticale J67.6
- fibrosing (cryptogenic) (idiopathic) J84.112
- jaw M27.3
- sicca dolorosa M27.3

Alveolus, alveolar — *see* condition
Alymphocytosis D72.810
- thymic (with immunodeficiency) D82.1

Alymphoplasia, thymic D82.1
Alzheimer's disease or sclerosis — *see* Disease, Alzheimer's
Amastia (with nipple present) Q83.8
- with absent nipple Q83.0

Amathophobia F40.228
Amaurosis (acquired) (congenital) (*see also* Blindness)

- fugax G45.3
- hysterical F44.6
- Leber's congenital H35.50
- uremic — *see* Uremia

Amaurotic idiocy (infantile) (juvenile) (late) E75.4

Amaxophobia F40.248

Ambiguous genitalia Q56.4

Amblyopia (congenital) (ex anopsia) (partial) (suppression) H53.00 ☑

- anisometropic — *see* Amblyopia, refractive
- deprivation H53.01 ☑
- hysterical F44.6
- nocturnal (*see also* Blindness, night)
  - vitamin A deficiency E50.5
- refractive H53.02 ☑
- strabismic H53.03 ☑
- suspect H53.04 ☑
- tobacco H53.8
- toxic NEC H53.8
- uremic — *see* Uremia

Ameba, amebic (histolytica) (*see also* Amebiasis)

- abscess (liver) A06.4

Amebiasis A06.9

- with abscess — *see* Abscess, amebic
- acute A06.0
- chronic (intestine) A06.1
  - with abscess — *see* Abscess, amebic
- cutaneous A06.7
- cutis A06.7
- cystitis A06.81
- genitourinary tract NEC A06.82
- hepatic — *see* Abscess, liver, amebic
- intestine A06.0
- nondysenteric colitis A06.2
- skin A06.7
- specified site NEC A06.89

- **Ameboma** (of intestine) A06.3
- **Amelia** Q73.0
  - lower limb — *see* Agenesis, leg
  - upper limb — *see* Agenesis, arm
- **Ameloblastoma** (*see also* Cyst, calcifying odontogenic)
  - long bones C40.9 ☑
    - lower limb C40.2 ☑
    - upper limb C40.0 ☑
  - malignant C41.1
    - jaw (bone) (lower) C41.1
      - upper C41.0
  - tibial C40.2 ☑
- **Amelogenesis** imperfecta K00.5
  - nonhereditaria (segmentalis) K00.4
- **Amenorrhea** N91.2
  - hyperhormonal E28.8
  - primary N91.0
  - secondary N91.1
- **Amentia** — *see* Disability, intellectual
  - Meynert's (nonalcoholic) F04
- **American**
  - leishmaniasis B55.2
  - mountain tick fever A93.2
- **Ametropia** — *see* Disorder, refraction
- **AMH** (asymptomatic microscopic hematuria) R31.21
- **Amianthosis** J61
- **Amimia** R48.8
- **Amino-acid** disorder E72.9
  - anemia D53.0
- **Aminoacidopathy** E72.9
- **Aminoaciduria** E72.9
- **AMKD** (APOL1-mediated kidney disease) (with glomerulonephritis) (with glomerulosclerosis) N07.B
- **Amnes** (t)ic syndrome (post-traumatic) F04

- induced by
  - alcohol F10.96
    - with dependence F10.26
  - psychoactive NEC F19.96
    - with
      - abuse F19.16
      - dependence F19.26
  - sedative F13.96
    - with dependence F13.26

Amnesia R41.3
- anterograde R41.1
- auditory R48.8
- dissociative F44.0
  - with dissociative fugue F44.1
- hysterical F44.0
- postictal in epilepsy — *see* Epilepsy
- psychogenic F44.0
- retrograde R41.2
- transient global G45.4

Amnion, amniotic — *see* condition

Amnionitis — *see* Pregnancy, complicated by

Amok F68.8

Amoral traits F60.89

Amphetamine (or other stimulant)-induced
- anxiety disorder F15.980
- bipolar and related disorder F15.94
- delirium F15.921
- depressive disorder F15.94
- obsessive-compulsive and related disorder F15.988
- psychotic disorder F15.959
- sexual dysfunction F15.981
- sleep disorder F15.982
- stimulant withdrawal F15.23

- **Ampulla**
  - lower esophagus K22.89
  - phrenic K22.89
- **Amputation** (*see also* Absence, by site, acquired)
  - neuroma (postoperative) (traumatic) — *see* Complications, amputation stump, neuroma
  - stump (surgical)
    - abnormal, painful, or with complication (late) — *see* Complications, amputation stump
    - healed or old NOS Z89.9
  - traumatic (complete) (partial)
    - arm (upper) (complete) S48.91 ☑
      - at
        - elbow S58.01 ☑
          - partial S58.02 ☑
        - shoulder joint (complete) S48.01 ☑
          - partial S48.02 ☑
      - between
        - elbow and wrist (complete) S58.11 ☑
          - partial S58.12 ☑
        - shoulder and elbow (complete) S48.11 ☑
          - partial S48.12 ☑
      - partial S48.92 ☑
    - breast (complete) S28.21 ☑
      - partial S28.22 ☑
    - clitoris (complete) S38.211 ☑
      - partial S38.212 ☑
    - ear (complete) S08.11 ☑
      - partial S08.12 ☑
    - finger (complete) (metacarpophalangeal) S68.11 ☑
      - index S68.11 ☑
      - little S68.11 ☑
      - middle S68.11 ☑
      - partial S68.12 ☑

- index S68.12 ☑
- little S68.12 ☑
- middle S68.12 ☑
- ring S68.12 ☑

- ring S68.11 ☑
- thumb — *see* Amputation, traumatic, thumb
- transphalangeal (complete) S68.61 ☑
  - index S68.61 ☑
  - little S68.61 ☑
  - middle S68.61 ☑
  - partial S68.62 ☑
    - index S68.62 ☑
    - little S68.62 ☑
    - middle S68.62 ☑
    - ring S68.62 ☑
  - ring S68.61 ☑

- foot (complete) S98.91 ☑
  - at ankle level S98.01 ☑
    - partial S98.02 ☑
  - midfoot S98.31 ☑
    - partial S98.32 ☑
  - partial S98.92 ☑
- forearm (complete) S58.91 ☑
  - at elbow level (complete) S58.01 ☑
    - partial S58.02 ☑
  - between elbow and wrist (complete) S58.11 ☑
    - partial S58.12 ☑
  - partial S58.92 ☑
- genital organ(s) (external)
  - female (complete) S38.211 ☑
    - partial S38.212 ☑

- male
  - penis (complete) S38.221 ☑
    - partial S38.222 ☑
  - scrotum (complete) S38.231 ☑
    - partial S38.232 ☑
  - testes (complete) S38.231 ☑
    - partial S38.232 ☑
- hand (complete) (wrist level) S68.41 ☑
  - finger(s) alone — *see* Amputation, traumatic, finger
  - partial S68.42 ☑
  - thumb alone — *see* Amputation, traumatic, thumb
  - transmetacarpal (complete) S68.71 ☑
    - partial S68.72 ☑
- head
  - ear — *see* Amputation, traumatic, ear
  - nose (partial) S08.812 ☑
    - complete S08.811 ☑
  - part S08.89 ☑
    - scalp S08.0 ☑
- hip (and thigh) (complete) S78.91 ☑
  - at hip joint (complete) S78.01 ☑
    - partial S78.02 ☑
  - between hip and knee (complete) S78.11 ☑
    - partial S78.12 ☑
  - partial S78.92 ☑
- labium (majus) (minus) (complete) S38.21 ☑
  - partial S38.21 ☑
- leg (lower) S88.91 ☑
  - at knee level S88.01 ☑
    - partial S88.02 ☑
  - between knee and ankle S88.11 ☑
    - partial S88.12 ☑

- partial S88.92 ☑
- nose (partial) S08.812 ☑
  - complete S08.811 ☑
- penis (complete) S38.221 ☑
  - partial S38.222 ☑
- scrotum (complete) S38.231 ☑
  - partial S38.232 ☑
- shoulder — *see* Amputation, traumatic, arm
  - at shoulder joint — *see* Amputation, traumatic, arm, at shoulder joint
- testes (complete) S38.231 ☑
  - partial S38.232 ☑
- thigh — *see* Amputation, traumatic, hip
- thorax, part of S28.1 ☑
  - breast — *see* Amputation, traumatic, breast
- thumb (complete) (metacarpophalangeal) S68.01 ☑
  - partial S68.02 ☑
  - transphalangeal (complete) S68.51 ☑
    - partial S68.52 ☑
- toe (lesser) S98.13 ☑
  - great S98.11 ☑
    - partial S98.12 ☑
  - more than one S98.21 ☑
    - partial S98.22 ☑
  - partial S98.14 ☑
- vulva (complete) S38.211 ☑
  - partial S38.212 ☑

Amputee (bilateral) (old) Z89.9

Amsterdam dwarfism Q87.19

Amusia R48.8

- developmental F80.89

Amyelencephalus, amyelencephaly Q00.0
Amyelia Q06.0
Amygdalitis — *see* Tonsillitis
Amygdalolith J35.8
Amyloid heart (disease) E85.4 *[I43]*
Amyloidosis (generalized) (primary) E85.9
- with lung involvement E85.4 *[J99]*
- familial E85.2
- genetic E85.2
- heart E85.4 *[I43]*
- hemodialysis-associated E85.3
- light chain (AL) E85.81
- liver E85.4 *[K77]*
- localized E85.4
- neuropathic heredofamilial E85.1
- non-neuropathic heredofamilial E85.0
- organ limited E85.4
- Portuguese E85.1
- pulmonary E85.4 *[J99]*
- secondary systemic E85.3
- senile systemic (SSA) E85.82
- skin (lichen) (macular) E85.4 *[L99]*
- specified NEC E85.89
- subglottic E85.4 *[J99]*
- wild-type transthyretin-related (ATTR) E85.82

Amylopectinosis (brancher enzyme deficiency) E74.03
Amylophagia — *see* Pica
Amyoplasia congenita Q79.8
Amyotonia M62.89
- congenita G70.2

Amyotrophia, amyotrophy, amyotrophic G71.8

- congenita Q79.8
- diabetic — *see* Diabetes, amyotrophy
- lateral sclerosis G12.21
- neuralgic G54.5
- spinal progressive G12.25

Anacidity, gastric K31.83
- psychogenic F45.8

Anaerosis of newborn P28.89

Analbuminemia E88.09

Analgesia — *see* Anesthesia

Analphalipoproteinemia E78.6

Anaphylactic
- purpura D69.0
- shock or reaction — *see* Shock, anaphylactic

Anaphylactoid shock or reaction — *see* Shock, anaphylactic

Anaphylactoid syndrome of pregnancy O88.01 ☑

Anaphylaxis — *see* Shock, anaphylactic

Anaplasia cervix (*see also* Dysplasia, cervix) N87.9

Anaplasmosis [A. phagocytophilum] (transfusion transmitted) A79.82
- human A77.49

Anarthria R47.1

Anasarca R60.1
- cardiac — *see* Failure, heart, congestive
- lung J18.2
- newborn P83.2
- nutritional E43
- pulmonary J18.2
- renal N04.9

Anastomosis
- aneurysmal — *see* Aneurysm
- arteriovenous ruptured brain I60.8

- intracerebral I61.8
- intraparenchymal I61.8
- intraventricular I61.5
- subarachnoid I60.8
- intestinal K63.89
  - complicated NEC K91.89
    - involving urinary tract N99.89
- retinal and choroidal vessels (congenital) Q14.8

Anatomical narrow angle H40.03 ☑

Ancylostoma, ancylostomiasis (braziliense) (caninum) (ceylanicum) (duodenale) B76.0
- Necator americanus B76.1

Andersen's disease (glycogen storage) E74.09

Anderson-Fabry disease E75.21

Andes disease T70.29 ☑

Andrews' disease (bacterid) L08.89

Androblastoma
- benign
  - specified site — *see* Neoplasm, benign, by site
  - unspecified site
    - female D27.9
    - male D29.20
- malignant
  - specified site — *see* Neoplasm, malignant, by site
  - unspecified site
    - female C56.9
    - male C62.90
- specified site — *see* Neoplasm, uncertain behavior, by site
- tubular
  - with lipid storage
    - specified site — *see* Neoplasm, benign, by site
    - unspecified site

- female D27.9
- male D29.20
- specified site — *see* Neoplasm, benign, by site
- unspecified site
  - female D27.9
  - male D29.20
- unspecified site
  - female D39.10
  - male D40.10

Androgen insensitivity syndrome (*see also* Syndrome, androgen insensitivity) E34.50

Androgen resistance syndrome (*see also* Syndrome, androgen insensitivity) E34.50

Android pelvis Q74.2
- with disproportion (fetopelvic) O33.3 ☑
  - causing obstructed labor O65.3

Androphobia F40.290

Anectasis, pulmonary (newborn) — *see* Atelectasis

Anemia (essential) (general) (hemoglobin deficiency) (infantile) (primary) (profound) D64.9
- with (due to) (in)
  - disorder of
    - anaerobic glycolysis D55.29
    - pentose phosphate pathway D55.1
  - koilonychia D50.9
- achlorhydric D50.8
- achrestic D53.1
- Addison (-Biermer) (pernicious) D51.0
- agranulocytic — *see* Agranulocytosis
- amino-acid-deficiency D53.0
- aplastic D61.9
  - congenital D61.09
  - drug-induced D61.1
  - due to

- drugs D61.1
- external agents NEC D61.2
- infection D61.2
- radiation D61.2
- idiopathic D61.3
- red cell (pure) D60.9
  - chronic D60.0
  - congenital D61.01
  - specified type NEC D60.8
  - transient D60.1
- specified type NEC D61.89
- toxic D61.2

aregenerative
- congenital D61.09

asiderotic D50.9
atypical (primary) D64.9
Baghdad spring D55.0
Balantidium coli A07.0
Biermer's (pernicious) D51.0
blood loss (chronic) D50.0
- acute D62

bothriocephalus B70.0 *[D63.8]*
brickmaker's B76.9 *[D63.8]*
cerebral I67.89
childhood D58.9
chlorotic D50.8
chronic
- blood loss D50.0
- hemolytic D58.9
  - idiopathic D59.9
- simple D53.9

- chronica congenita aregenerativa D61.09
- combined system disease NEC D51.0 *[G32.0]*
  - due to dietary vitamin B12 deficiency D51.3 *[G32.0]*
- complicating pregnancy, childbirth or puerperium — *see* Pregnancy, complicated by (management affected by), anemia
- congenital P61.4
  - aplastic D61.09
  - due to isoimmunization NOS P55.9
  - dyserythropoietic, dyshematopoietic D64.4
  - following fetal blood loss P61.3
  - Heinz body D58.2
  - hereditary hemolytic NOS D58.9
  - pernicious D51.0
  - spherocytic D58.0
- Cooley's (erythroblastic) D56.1
- cytogenic D51.0
- deficiency D53.9
  - 2, 3 diphosphoglycurate mutase D55.29
  - 2, 3 PG D55.29
  - 6 phosphogluconate dehydrogenase D55.1
  - 6-PGD D55.1
  - amino-acid D53.0
  - combined B12 and folate D53.1
  - enzyme D55.9
    - drug-induced (hemolytic) D59.2
    - glucose-6-phosphate dehydrogenase (G6PD) D55.0
    - glycolytic D55.29
    - nucleotide metabolism D55.3
    - related to hexose monophosphate (HMP) shunt pathway NEC D55.1
    - specified type NEC D55.8
  - erythrocytic glutathione D55.1
  - folate D52.9

- dietary D52.0
- drug-induced D52.1

folic acid D52.9
- dietary D52.0
- drug-induced D52.1

G SH D55.1
GGS-R D55.1
glucose-6-phosphate dehydrogenase D55.0
glutathione reductase D55.1
glyceraldehyde phosphate dehydrogenase D55.29
G6PD D55.0
hexokinase D55.29
iron D50.9
- secondary to blood loss (chronic) D50.0

nutritional D53.9
- with
  - poor iron absorption D50.8
  - specified deficiency NEC D53.8

phosphofructo-aldolase D55.29
phosphoglycerate kinase D55.29
PK D55.21
protein D53.0
pyruvate kinase D55.21
transcobalamin II D51.2
triose-phosphate isomerase D55.29
vitamin B12 NOS D51.9
- dietary D51.3
- due to
  - intrinsic factor deficiency D51.0
  - selective vitamin B12 malabsorption with proteinuria D51.1
- pernicious D51.0
- specified type NEC D51.8

- Diamond-Blackfan (congenital hypoplastic) D61.01
- dibothriocephalus B70.0 *[D63.8]*
- dimorphic D53.1
- diphasic D53.1
- Diphyllobothrium (Dibothriocephalus) B70.0 *[D63.8]*
- due to (in) (with)
  - antineoplastic chemotherapy D64.81
  - blood loss (chronic) D50.0
    - acute D62
  - chemotherapy, antineoplastic D64.81
  - chronic disease classified elsewhere NEC D63.8
  - chronic kidney disease D63.1
  - deficiency
    - amino-acid D53.0
    - copper D53.8
    - folate (folic acid) D52.9
      - dietary D52.0
      - drug-induced D52.1
    - molybdenum D53.8
    - protein D53.0
    - zinc D53.8
  - dietary vitamin B12 deficiency D51.3
  - disorder of
    - glutathione metabolism D55.1
    - nucleotide metabolism D55.3
  - drug — *see* Anemia, by type (*see also* Table of Drugs and Chemicals)
  - end stage renal disease D63.1
  - enzyme disorder D55.9
  - fetal blood loss P61.3
  - fish tapeworm (D. latum) infestation B70.0 *[D63.8]*
  - hemorrhage (chronic) D50.0
    - acute D62

- impaired absorption D50.9
- loss of blood (chronic) D50.0
  - acute D62
- myxedema E03.9 *[D63.8]*
- Necator americanus B76.1 *[D63.8]*
- prematurity P61.2
- selective vitamin B12 malabsorption with proteinuria D51.1
- transcobalamin II deficiency D51.2

Dyke-Young type (secondary) (symptomatic) D59.19
dyserythropoietic (congenital) D64.4
dyshematopoietic (congenital) D64.4
Egyptian B76.9 *[D63.8]*
elliptocytosis — *see* Elliptocytosis
enzyme-deficiency, drug-induced D59.2
epidemic (*see also* Ancylostomiasis) B76.9 *[D63.8]*
erythroblastic
- familial D56.1
- newborn (*see also* Disease, hemolytic) P55.9
- of childhood D56.1

erythrocytic glutathione deficiency D55.1
erythropoietin-resistant anemia (EPO resistant anemia) D63.1
Faber's (achlorhydric anemia) D50.9
factitious (self-induced blood letting) D50.0
familial erythroblastic D56.1
Fanconi ('s) D61.03
favism D55.0
fish tapeworm (D. latum) infestation B70.0 *[D63.8]*
folate (folic acid) deficiency D52.9
glucose-6-phosphate dehydrogenase (G6PD) deficiency D55.0
glutathione-reductase deficiency D55.1
goat's milk D52.0
granulocytic — *see* Agranulocytosis
Heinz body, congenital D58.2
hemolytic D58.9

- acquired D59.9
  - with hemoglobinuria NEC D59.6
  - autoimmune NEC D59.19
  - infectious D59.4
  - specified type NEC D59.8
  - toxic D59.4
- acute D59.9
  - due to enzyme deficiency specified type NEC D55.8
  - Lederer's D59.19
- autoimmune D59.10
  - cold D59.12
  - drug-induced D59.0
  - mixed D59.13
  - warm D59.11
- chronic D58.9
  - idiopathic D59.9
- cold type (primary) (secondary) (symptomatic) D59.12
- congenital (spherocytic) — *see* Spherocytosis
- due to
  - cardiac conditions D59.4
  - drugs (nonautoimmune) D59.2
    - autoimmune D59.0
  - enzyme disorder D55.9
    - drug-induced D59.2
  - presence of shunt or other internal prosthetic device D59.4
- familial D58.9
- hereditary D58.9
  - due to enzyme disorder D55.9
    - specified type NEC D55.8
  - specified type NEC D58.8

- idiopathic (chronic) D59.9
- mechanical D59.4
- microangiopathic D59.4
- mixed type (primary) (secondary) (symptomatic) D59.13
- nonautoimmune D59.4
  - drug-induced D59.2
- nonspherocytic
  - congenital or hereditary NEC D55.8
    - glucose-6-phosphate dehydrogenase deficiency D55.0
    - pyruvate kinase deficiency D55.21
    - type
      - I D55.1
      - II D55.29
  - type
    - I D55.1
    - II D55.29
- primary
  - autoimmune
    - cold type D59.12
    - mixed type D59.13
    - warm type D59.11
- secondary D59.4
  - autoimmune
    - cold type D59.12
    - mixed type D59.13
    - warm type D59.11
- specified (hereditary) type NEC D58.8
- Stransky-Regala type (*see also* Hemoglobinopathy) D58.8
- symptomatic D59.4
  - autoimmune

- cold type D59.12
- mixed type D59.13
- warm type D59.11
- toxic D59.4
- warm type (primary) (secondary) (symptomatic) D59.11

hemorrhagic (chronic) D50.0
- acute D62

Herrick's D57.1

hexokinase deficiency D55.29

hookworm B76.9 *[D63.8]*

hypochromic (idiopathic) (microcytic) (normoblastic) D50.9
- due to blood loss (chronic) D50.0
  - acute D62
- familial sex-linked D64.0
- pyridoxine-responsive D64.3
- sideroblastic, sex-linked D64.0

hypoplasia, red blood cells D61.9
- congenital or familial D61.01

hypoplastic (idiopathic) D61.9
- congenital or familial (of childhood) D61.01

hypoproliferative (refractive) D61.9

idiopathic D64.9
- aplastic D61.3
- hemolytic, chronic D59.9

in (due to) (with)
- chronic kidney disease D63.1
- end stage renal disease D63.1
- failure, kidney (renal) D63.1
- neoplastic disease (*see also* Neoplasm) D63.0

intertropical (*see also* Ancylostomiasis) D63.8

iron deficiency D50.9

- secondary to blood loss (chronic) D50.0
  - acute D62
- specified type NEC D50.8
- Joseph-Diamond-Blackfan (congenital hypoplastic) D61.01
- Lederer's (hemolytic) D59.19
- leukoerythroblastic D61.82
- macrocytic D53.9
  - nutritional D52.0
  - tropical D52.8
- malarial (*see also* Malaria) B54 *[D63.8]*
- malignant (progressive) D51.0
- malnutrition D53.9
- marsh (*see also* Malaria) B54 *[D63.8]*
- Mediterranean (with other hemoglobinopathy) D56.9
- megaloblastic D53.1
  - combined B12 and folate deficiency D53.1
  - hereditary D51.1
  - nutritional D52.0
  - orotic aciduria D53.0
  - refractory D53.1
  - specified type NEC D53.1
- megalocytic D53.1
- microcytic (hypochromic) D50.9
  - due to blood loss (chronic) D50.0
    - acute D62
  - familial D56.8
- microdrepanocytosis D57.40
- microelliptopoikilocytic (Rietti-Greppi- Micheli) D56.9
- miner's B76.9 *[D63.8]*
- myelodysplastic D46.9
- myelofibrosis D75.81
- myelogenous D64.89

- myelopathic D64.89
- myelophthisic D61.82
- myeloproliferative D47.Z9
- newborn P61.4
- due to
  - ABO (antibodies, isoimmunization, maternal/fetal incompatibility) P55.1
  - Rh (antibodies, isoimmunization, maternal/fetal incompatibility) P55.0
- following fetal blood loss P61.3
- posthemorrhagic (fetal) P61.3

nonspherocytic hemolytic — *see* Anemia, hemolytic, nonspherocytic

normocytic (infectional) D64.9
- due to blood loss (chronic) D50.0
  - acute D62
- myelophthisic D61.82

nutritional (deficiency) D53.9
- with
  - poor iron absorption D50.8
  - specified deficiency NEC D53.8
- megaloblastic D52.0

of prematurity P61.2

orotaciduric (congenital) (hereditary) D53.0

osteosclerotic D64.89

ovalocytosis (hereditary) — *see* Elliptocytosis

paludal (*see also* Malaria) B54 *[D63.8]*

pernicious (congenital) (malignant) (progressive) D51.0

pleochromic D64.89
- of sprue D52.8

posthemorrhagic (chronic) D50.0
- acute D62
- newborn P61.3

postoperative (postprocedural)
- due to (acute) blood loss D62
  - chronic blood loss D50.0
- specified NEC D64.89

- postpartum O90.81
- pressure D64.89
- progressive D64.9
  - malignant D51.0
  - pernicious D51.0
- protein-deficiency D53.0
- pseudoleukemica infantum D64.89
- pure red cell D60.9
  - congenital D61.01
- pyridoxine-responsive D64.3
- pyruvate kinase deficiency D55.21
- refractory D46.4
  - with
    - excess of blasts D46.20
      - 1 (RAEB 1) D46.21
      - 2 (RAEB 2) D46.22
      - in transformation (RAEB T) — *see* Leukemia, acute myeloblastic
    - hemochromatosis D46.1
    - sideroblasts (ring) (RARS) D46.1
  - megaloblastic D53.1
  - sideroblastic D46.1
  - sideropenic D50.9
  - without ring sideroblasts, so stated D46.0
  - without sideroblasts without excess of blasts D46.0
- Rietti-Greppi-Micheli D56.9
- scorbutic D53.2
- secondary to
  - blood loss (chronic) D50.0
    - acute D62
  - hemorrhage (chronic) D50.0
    - acute D62

- semiplastic D61.89
- sickle-cell — *see* Disease, sickle-cell
- sideroblastic D64.3
  - hereditary D64.0
  - hypochromic, sex-linked D64.0
  - pyridoxine-responsive NEC D64.3
  - refractory D46.1
  - secondary (due to)
    - disease D64.1
    - drugs and toxins D64.2
  - specified type NEC D64.3
- sideropenic (refractory) D50.9
  - due to blood loss (chronic) D50.0
    - acute D62
- simple chronic D53.9
- specified type NEC D64.89
- spherocytic (hereditary) — *see* Spherocytosis
- splenic D64.89
- splenomegalic D64.89
- stomatocytosis D58.8
- syphilitic (acquired) (late) A52.79 *[D63.8]*
- target cell D64.89
- thalassemia D56.9
- thrombocytopenic — *see* Thrombocytopenia
- toxic D61.2
- tropical B76.9 *[D63.8]*
  - macrocytic D52.8
- tuberculous A18.89 *[D63.8]*
- vegan D51.3
- vitamin
  - B6-responsive D64.3
  - B12 deficiency (dietary) pernicious D51.0

- von Jaksch's D64.89
- Witts' (achlorhydric anemia) D50.8

Anemophobia F40.228

Anencephalus, anencephaly Q00.0

Anergasia — *see* Psychosis, organic

Anesthesia, anesthetic R20.0

- complication or reaction NEC (*see also* Complications, anesthesia) T88.59 ☑
  - due to
    - correct substance properly administered — *see* Table of Drugs and Chemicals, by drug, adverse effect
    - overdose or wrong substance given — *see* Table of Drugs and Chemicals, by drug, poisoning
  - unintended awareness under general anesthesia during procedure T88.53 ☑
    - personal history of Z92.84
- cornea H18.81 ☑
- dissociative F44.6
- functional (hysterical) F44.6
- hyperesthetic, thalamic G89.0
- hysterical F44.6
- local skin lesion R20.0
- sexual (psychogenic) F52.1
- shock (due to) T88.2 ☑
- skin R20.0
- testicular N50.9

Anetoderma (maculosum) (of) L90.8

- Jadassohn-Pellizzari L90.2
- Schweninger-Buzzi L90.1

Aneurin deficiency E51.9

Aneurysm (anastomotic) (artery) (cirsoid) (diffuse) (false) (fusiform) (multiple) (saccular) I72.9

- abdominal (aorta) I71.40
  - infrarenal I71.43
    - ruptured I71.33
  - juxtarenal I71.42

- ruptured I71.32
- pararenal I71.41
  - ruptured I71.31
- ruptured I71.30
- syphilitic A52.01

aorta, aortic (nonsyphilitic) I71.9
- abdominal I71.40
  - dissecting — *see* Dissection, aorta, abdominal
  - ruptured I71.30
- arch I71.22
  - ruptured I71.12
- arteriosclerotic I71.9
  - ruptured I71.8
- ascending I71.21
  - ruptured I71.11
- congenital Q25.43
- descending I71.9
  - abdominal I71.40
    - ruptured I71.30
  - ruptured I71.8
  - thoracic I71.23
    - ruptured I71.13
- dissecting — *see* Dissection, aorta
- root Q25.43
- ruptured I71.8
- sinus, congenital Q25.43
- syphilitic A52.01
- thoracic I71.20
  - ruptured I71.10
- thoracoabdominal I71.60
  - paravisceral I71.62

- ruptured I71.52
- ruptured I71.50
- supraceliac I71.61
  - ruptured I71.51
- thorax, thoracic I71.20
  - arch I71.22
    - ruptured I71.12
  - ascending I71.21
    - ruptured I71.11
  - descending I71.23
    - ruptured I71.13
  - ruptured I71.10
    - arch I71.12
    - ascending I71.11
    - descending I71.13
  - transverse I71.22
    - ruptured I71.12
  - valve (heart) (*see also* Endocarditis, aortic) I35.8
- arteriosclerotic I72.9
  - cerebral I67.1
    - ruptured — *see* Hemorrhage, intracranial, subarachnoid
- arteriovenous (congenital) (*see also* Malformation, arteriovenous)
  - acquired I77.0
    - brain I67.1
      - ruptured — *see* Aneurysm, arteriovenous, brain, ruptured
    - coronary I25.41
    - pulmonary I28.0
  - brain Q28.2
    - ruptured I60.8
      - intracerebral I61.8
      - intraparenchymal I61.8
      - intraventricular I61.5
      - subarachnoid I60.8

- peripheral — *see* Malformation, arteriovenous, peripheral
- precerebral vessels Q28.0
- specified site NEC (*see also* Malformation, arteriovenous)
  - acquired I77.0
- basal — *see* Aneurysm, brain
- basilar (trunk) I72.5
- berry (congenital) (nonruptured) I67.1
  - ruptured I60.7
- brain I67.1
  - arteriosclerotic I67.1
    - ruptured — *see* Hemorrhage, intracranial, subarachnoid
  - arteriovenous (congenital) (nonruptured) Q28.2
    - acquired I67.1
      - ruptured — *see* Aneurysm, arteriovenous, brain, ruptured
    - ruptured — *see* Aneurysm, arteriovenous, brain, ruptured
  - berry (congenital) (nonruptured) I67.1
    - ruptured (*see also* Hemorrhage, intracranial, subarachnoid) I60.7
  - congenital Q28.3
    - ruptured I60.7
  - meninges I67.1
    - ruptured I60.8
  - miliary (congenital) (nonruptured) I67.1
    - ruptured (*see also* Hemorrhage, intracranial, subarachnoid) I60.7
  - mycotic I67.1
    - with endocarditis (*see also* Endocarditis)
  - ruptured — *see* Hemorrhage, intracranial, subarachnoid
  - syphilitic (hemorrhage) A52.05
- cardiac (false) (*see also* Aneurysm, heart) I25.3
- carotid artery (common) (external) I72.0
  - internal (intracranial) I67.1
    - extracranial portion I72.0

- ruptured into brain I60.0 ☑
- syphilitic A52.09
  - intracranial A52.05
- cavernous sinus I67.1
- arteriovenous (congenital) (nonruptured) Q28.3
  - ruptured I60.8
- celiac I72.8
- central nervous system, syphilitic A52.05
- cerebral — *see* Aneurysm, brain
- chest — *see* Aneurysm, thorax
- circle of Willis I67.1
- congenital Q28.3
  - ruptured I60.6
- ruptured I60.6
- common iliac artery I72.3
- congenital (peripheral) Q27.8
- aorta (root) (sinus) Q25.43
- brain Q28.3
  - ruptured I60.7
- coronary Q24.5
- digestive system Q27.8
- lower limb Q27.8
- pulmonary Q25.79
- retina Q14.1
- specified site NEC Q27.8
- upper limb Q27.8
- conjunctiva — *see* Abnormality, conjunctiva, vascular
- conus arteriosus — *see* Aneurysm, heart
- coronary (arteriosclerotic) (artery) I25.41
- arteriovenous, congenital Q24.5
- congenital Q24.5
- ruptured — *see* Infarct, myocardium
- syphilitic A52.06
- vein I25.89

- cylindroid (aorta) I71.9
  - ruptured I71.8
  - syphilitic A52.01
- ductus arteriosus Q25.0
- endocardial, infective (any valve) I33.0
- femoral (artery) (ruptured) I72.4
- gastroduodenal I72.8
- gastroepiploic I72.8
- heart (wall) (chronic or with a stated duration of over 4 weeks) I25.3
  - valve — *see* Endocarditis
- hepatic I72.8
- iliac (common) (artery) (ruptured) I72.3
- infective I72.9
  - endocardial (any valve) I33.0
- innominate (nonsyphilitic) I72.8
  - syphilitic A52.09
- interauricular septum — *see* Aneurysm, heart
- interventricular septum — *see* Aneurysm, heart
- intrathoracic (nonsyphilitic) (*see also* Aneurysm, aorta, thorax) I71.20
  - ruptured (*see also* Aneurysm, aorta, thorax, ruptured) I71.10
  - syphilitic A52.01
- lower limb I72.4
- lung (pulmonary artery) I28.1
- mediastinal (nonsyphilitic) I72.8
  - syphilitic A52.09
- miliary (congenital) I67.1
  - ruptured — *see* Hemorrhage, intracerebral, subarachnoid, intracranial
- mitral (heart) (valve) I34.89
- mural — *see* Aneurysm, heart
- mycotic I72.9
  - endocardial (any valve) I33.0
  - ruptured, brain — *see* Hemorrhage, intracerebral, subarachnoid

- myocardium — *see* Aneurysm, heart
- neck I72.0
- pancreaticoduodenal I72.8
- patent ductus arteriosus Q25.0
- peripheral NEC I72.8
  - congenital Q27.8
    - digestive system Q27.8
    - lower limb Q27.8
    - specified site NEC Q27.8
    - upper limb Q27.8
- popliteal (artery) (ruptured) I72.4
- precerebral
  - congenital (nonruptured) Q28.1
  - specified site, NEC I72.5
- pulmonary I28.1
  - arteriovenous Q25.72
    - acquired I28.0
  - syphilitic A52.09
  - valve (heart) — *see* Endocarditis, pulmonary
- racemose (peripheral) I72.9
  - congenital — *see* Aneurysm, congenital
- radial I72.1
- Rasmussen NEC A15.0
- renal (artery) I72.2
- retina (*see also* Disorder, retina, microaneurysms)
  - congenital Q14.1
  - diabetic — *see* E08-E13 with .3 ☑
- sinus of Valsalva Q25.43
- specified NEC I72.8
- spinal (cord) I72.8
  - syphilitic (hemorrhage) A52.09

- splenic I72.8
- subclavian (artery) (ruptured) I72.8
  - syphilitic A52.09
- superior mesenteric I72.8
- syphilitic (aorta) A52.01
  - central nervous system A52.05
  - congenital (late) A50.54 *[I79.0]*
  - spine, spinal A52.09
- thoracoabdominal (aorta) I71.60
  - ruptured I71.50
  - syphilitic A52.01
- thorax, thoracic (aorta) (arch) (nonsyphilitic) — *see* Aneurysm, aorta, thorax
  - ruptured — *see* Aneurysm, aorta, thorax, ruptured
  - syphilitic A52.01
- traumatic (complication) (early), specified site — *see* Injury, blood vessel
- tricuspid (heart) (valve) I07.8
- ulnar I72.1
- upper limb (ruptured) I72.1
- valve, valvular — *see* Endocarditis
- venous (*see also* Varix) I86.8
  - congenital Q27.8
    - digestive system Q27.8
    - lower limb Q27.8
    - specified site NEC Q27.8
    - upper limb Q27.8
- ventricle — *see* Aneurysm, heart
- vertebral artery I72.6
- visceral NEC I72.8

Angelman syndrome Q93.51

Anger R45.4

Angiectasis, angiectopia I99.8

Angiitis I77.6

- allergic granulomatous M30.1
- hypersensitivity M31.0
- necrotizing M31.9
  - specified NEC M31.8
- nervous system, granulomatous I67.7

Angina (attack) (cardiac) (chest) (heart) (pectoris) (syndrome) (vasomotor) I20.9
- with
  - atherosclerotic heart disease — *see* Arteriosclerosis, coronary (artery),
  - coronary microvascular disease I20.81
  - coronary microvascular dysfunction I20.81
  - documented spasm I20.1
- abdominal K55.1
- accelerated — *see* Angina, unstable
- agranulocytic — *see* Agranulocytosis
- angiospastic — *see* Angina, with documented spasm
- aphthous B08.5
- crescendo — *see* Angina, unstable
- croupous J05.0
- cruris I73.9
- de novo effort — *see* Angina, unstable
- diphtheritic, membranous A36.0
- equivalent I20.89
- exudative, chronic J37.0
- following acute myocardial infarction I23.7
- gangrenous diphtheritic A36.0
- intestinal K55.1
- Ludovici K12.2
- Ludwig's K12.2
- malignant diphtheritic A36.0
- membranous J05.0
  - diphtheritic A36.0
  - Vincent's A69.1

- mesenteric K55.1
- monocytic — *see* Mononucleosis, infectious
- of effort — *see* Angina, specified NEC
- phlegmonous J36
  - diphtheritic A36.0
- post-infarctional I23.7
- pre-infarctional — *see* Angina, unstable
- Prinzmetal — *see* Angina, with documented spasm
- progressive — *see* Angina, unstable
- pseudomembranous A69.1
- pultaceous, diphtheritic A36.0
- refractory I20.2
- spasm-induced — *see* Angina, with documented spasm
- specified NEC I20.89
- stable I20.89
- stenocardia — *see* Angina, specified NEC
- stridulous, diphtheritic A36.2
- tonsil J36
- trachealis J05.0
- unstable I20.0
- variant — *see* Angina, with documented spasm
- Vincent's A69.1
- worsening effort — *see* Angina, unstable

Angioblastoma — *see* Neoplasm, connective tissue, uncertain behavior

Angiocholecystitis — *see* Cholecystitis, acute

Angiocholitis (*see also* Cholecystitis, acute) K83.09

Angiodysgenesis spinalis G95.19

Angiodysplasia (cecum) (colon) K55.20
- with bleeding K55.21
- duodenum (and stomach) K31.819
  - with bleeding K31.811

- stomach (and duodenum) K31.819
  - with bleeding K31.811

Angioedema (allergic) (any site) (with urticaria) T78.3 ☑
- episodic, with eosinophilia D72.118
- hereditary D84.1

Angioendothelioma — *see* Neoplasm, uncertain behavior, by site
- benign D18.00
  - intra-abdominal D18.03
  - intracranial D18.02
  - skin D18.01
  - specified site NEC D18.09
- bone — *see* Neoplasm, bone, malignant
- Ewing's — *see* Neoplasm, bone, malignant

Angioendotheliomatosis C85.8 ☑

Angiofibroma (*see also* Neoplasm, benign, by site)
- juvenile
  - specified site — *see* Neoplasm, benign, by site
  - unspecified site D10.6

Angiohemophilia (A) (B) — *see* Disease, von Willebrand

Angioid streaks (choroid) (macula) (retina) H35.33

Angiokeratoma — *see* Neoplasm, skin, benign
- corporis diffusum E75.21

Angioleiomyoma — *see* Neoplasm, connective tissue, benign

Angiolipoma (*see also* Lipoma)
- infiltrating — *see* Lipoma

Angioma (*see also* Hemangioma, by site)
- capillary I78.1
- hemorrhagicum hereditaria I78.0
- intra-abdominal D18.03
- intracranial D18.02
- malignant — *see* Neoplasm, connective tissue, malignant
- plexiform D18.00

- intra-abdominal D18.03
- intracranial D18.02
- skin D18.01
- specified site NEC D18.09
- senile I78.1
- serpiginosum L81.7
- skin D18.01
- specified site NEC D18.09
- spider I78.1
- stellate I78.1
- venous Q28.3

Angiomatosis Q82.8
- bacillary A79.89
- encephalotrigeminal Q85.89
- hemorrhagic familial I78.0
- hereditary familial I78.0
- liver K76.4

Angiomyolipoma — *see* Lipoma
Angiomyoliposarcoma — *see* Neoplasm, connective tissue, malignant
Angiomyoma — *see* Neoplasm, connective tissue, benign
Angiomyosarcoma — *see* Neoplasm, connective tissue, malignant
Angiomyxoma — *see* Neoplasm, connective tissue, uncertain behavior
Angioneurosis F45.8
Angioneurotic edema (allergic) (any site) (with urticaria) T78.3 ☑
- hereditary D84.1

Angiopathia, angiopathy I99.9
- cerebral I67.9
  - amyloid E85.4 *[I68.0]*
- diabetic (peripheral) — *see* Diabetes, angiopathy
- peripheral I73.9

- diabetic — *see* Diabetes, angiopathy
- specified type NEC I73.89

- retinae syphilitica A52.05
- retinalis (juvenilis)
  - diabetic — *see* Diabetes, retinopathy
  - proliferative — *see* Retinopathy, proliferative

- **Angiosarcoma** (*see also* Neoplasm, connective tissue, malignant)
  - liver C22.3
- **Angiosclerosis** — *see* Arteriosclerosis
- **Angiospasm** (peripheral) (traumatic) (vessel) (*see also* Vasospasm) I73.9
  - brachial plexus G54.0
  - cerebral G45.9
  - cervical plexus G54.2
  - nerve
    - arm — *see* Mononeuropathy, upper limb
      - axillary G54.0
      - median — *see* Lesion, nerve, median
      - ulnar — *see* Lesion, nerve, ulnar
    - axillary G54.0
    - leg — *see* Mononeuropathy, lower limb
    - median — *see* Lesion, nerve, median
    - plantar — *see* Lesion, nerve, plantar
    - ulnar — *see* Lesion, nerve, ulnar
- **Angiospastic** disease or edema I73.9
- **Angiostrongyliasis**
  - due to
    - Parastrongylus
      - cantonensis B83.2
      - costaricensis B81.3
  - intestinal B81.3
- **Anguillulosis** — *see* Strongyloidiasis
- **Angulation**

- cecum — *see* Obstruction, intestine
- coccyx (acquired) M43.8X8
  - congenital NEC Q76.49
- femur (acquired) (*see also* Deformity, limb, specified type NEC, thigh)
  - congenital Q74.2
- intestine (large) (small) — *see* Obstruction, intestine
- sacrum (acquired) (*see also* subcategory) M43.8 ☑
  - congenital NEC Q76.49
- sigmoid (flexure) — *see* Obstruction, intestine
- spine — *see* Dorsopathy, deforming, specified NEC
- tibia (acquired) (*see also* Deformity, limb, specified type NEC, lower leg)
  - congenital Q74.2
- ureter N13.5
  - with infection N13.6
- wrist (acquired) (*see also* Deformity, limb, specified type NEC, forearm)
  - congenital Q74.0

Angulus infectiosus (lips) K13.0

Anhedonia R45.84
- sexual F52.0

Anhidrosis L74.4

Anhydration E86.0

Anhydremia E86.0

Anidrosis L74.4

Aniridia (congenital) Q13.1

Anisakiasis (infection) (infestation) B81.0

Anisakis larvae infestation B81.0

Aniseikonia H52.32

Anisocoria (pupil) H57.02
- congenital Q13.2

Anisocytosis R71.8

Anisometropia (congenital) H52.31

Ankle — *see* condition

Ankyloblepharon (eyelid) (acquired) (*see also* Blepharophimosis)

- filiforme (adnatum) (congenital) Q10.3
- total Q10.3

Ankyloglossia Q38.1

Ankylosis (fibrous) (osseous) (joint) M24.60

- ankle M24.67 ☑
- arthrodesis status Z98.1
- cricoarytenoid (cartilage) (joint) (larynx) J38.7
- dental K03.5
- ear ossicles H74.31 ☑
- elbow M24.62 ☑
- foot M24.67 ☑
- hand M24.64 ☑
- hip M24.65 ☑
- incostapedial joint (infectional) — *see* Ankylosis, ear ossicles
- jaw (temporomandibular) M26.61 ☑
- knee M24.66 ☑
- lumbosacral (joint) M43.27
- postoperative (status) Z98.1
- produced by surgical fusion, status Z98.1
- sacro-iliac (joint) M43.28
- shoulder M24.61 ☑
- specified site NEC M24.69
- spine (joint) (*see also* Fusion, spine)
  - spondylitic — *see* Spondylitis, ankylosing
- surgical Z98.1
- temporomandibular M26.61 ☑
- tooth, teeth (hard tissues) K03.5
- wrist M24.63 ☑

Ankylostoma — *see* Ancylostoma

Ankylostomiasis — *see* Ancylostomiasis

Ankylurethria — *see* Stricture, urethra

Annular (*see also* condition)

- detachment, cervix N88.8
- organ or site, congenital NEC — *see* Distortion
- pancreas (congenital) Q45.1

Anoctaminopathy G71.035

Anodontia (complete) (partial) (vera) K00.0

- acquired K08.10 ☑

Anomaly, anomalous (congenital) (unspecified type) Q89.9

- abdominal wall NEC Q79.59
- acoustic nerve Q07.8
- adrenal (gland) Q89.1
- Alder (-Reilly) (leukocyte granulation) D72.0
- alimentary tract Q45.9
  - upper Q40.9
- alveolar M26.70
  - hyperplasia M26.79
    - mandibular M26.72
    - maxillary M26.71
  - hypoplasia M26.79
    - mandibular M26.74
    - maxillary M26.73
  - ridge (process) M26.79
  - specified NEC M26.79
- ankle (joint) Q74.2
- anus Q43.9
- aorta (arch) NEC Q25.40
  - coarctation (preductal) (postductal) Q25.1
- aortic cusp or valve Q23.9
- appendix Q43.8
- apple peel syndrome Q41.1
- aqueduct of Sylvius Q03.0
  - with spina bifida — *see* Spina bifida, with hydrocephalus

- with spina bifida — *see* Spina bifida, with hydrocephalus
- arm Q74.0
- arteriovenous NEC
  - coronary Q24.5
  - gastrointestinal Q27.33
    - acquired — *see* Angiodysplasia
- artery (peripheral) Q27.9
  - basilar NEC Q28.1
  - cerebral Q28.3
  - coronary Q24.5
  - digestive system Q27.8
  - eye Q15.8
  - great Q25.9
    - specified NEC Q25.8
  - lower limb Q27.8
  - peripheral Q27.9
    - specified NEC Q27.8
  - pulmonary NEC Q25.79
  - renal Q27.2
  - retina Q14.1
  - specified site NEC Q27.8
  - subclavian Q27.8
    - origin Q25.48
  - umbilical Q27.0
  - upper limb Q27.8
  - vertebral NEC Q28.1
- aryteno-epiglottic folds Q31.8
- atrial
  - bands or folds Q20.8
  - septa Q21.10
- atrioventricular

- excitation I45.6
- septum Q21.0
- auditory canal Q17.8
- auricle
  - ear Q17.8
    - causing impairment of hearing Q16.9
  - heart Q20.8
- Axenfeld's Q15.0
- back Q89.9
- band
  - atrial Q20.8
  - heart Q24.8
  - ventricular Q24.8
- Bartholin's duct Q38.4
- biliary duct or passage Q44.5
- bladder Q64.70
  - absence Q64.5
  - diverticulum Q64.6
  - exstrophy Q64.10
    - cloacal Q64.12
    - extroversion Q64.19
    - specified type NEC Q64.19
    - supravesical fissure Q64.11
  - neck obstruction Q64.31
  - specified type NEC Q64.79
- bone Q79.9
  - arm Q74.0
  - face Q75.9
  - leg Q74.2
  - pelvic girdle Q74.2
  - shoulder girdle Q74.0
  - skull Q75.9

- with
  - anencephaly Q00.0
  - encephalocele — *see* Encephalocele
  - hydrocephalus Q03.9
    - with spina bifida — *see* Spina bifida, by site, with hydrocephalus
  - microcephaly Q02
- brain (multiple) Q04.9
  - vessel Q28.3
- breast Q83.9
- broad ligament Q50.6
- bronchus Q32.4
- bulbus cordis Q21.9
- bursa Q79.9
- canal of Nuck Q52.4
- canthus Q10.3
- capillary Q27.9
- cardiac Q24.9
  - chambers Q20.9
    - specified NEC Q20.8
  - septal closure Q21.9
    - specified NEC Q21.8
  - valve NEC Q24.8
    - pulmonary Q22.3
- cardiovascular system Q28.8
- carpus Q74.0
- caruncle, lacrimal Q10.6
- cascade stomach Q40.2
- cauda equina Q06.3
- cecum Q43.9
- cerebral Q04.9
  - vessels Q28.3

- cervix Q51.9
- Chédiak-Higashi (-Steinbrinck) (congenital gigantism of peroxidase granules) E70.330
- cheek Q18.9
- chest wall Q67.8
  - bones Q76.9
- chin Q18.9
- chordae tendineae Q24.8
- choroid Q14.3
  - plexus Q07.8
- chromosomes, chromosomal Q99.9
  - D (1) — *see* condition, chromosome 13
  - E (3) — *see* condition, chromosome 18
  - G — *see* condition, chromosome 21
  - sex
    - female phenotype Q97.8
    - gonadal dysgenesis (pure) Q99.1
    - Klinefelter's Q98.4
    - male phenotype Q98.9
    - Turner's Q96.9
  - specified NEC Q99.8 ☑
- cilia Q10.3
- circulatory system Q28.9
- clavicle Q74.0
- clitoris Q52.6
- coccyx Q76.49
- colon Q43.9
- common duct Q44.5
- communication
  - coronary artery Q24.5
  - left ventricle with right atrium Q21.0

- concha (ear) Q17.3
- connection
  - portal vein Q26.5
  - pulmonary venous Q26.4
    - partial Q26.3
    - total Q26.2
  - renal artery with kidney Q27.2
- cornea (shape) Q13.4
- coronary artery or vein Q24.5
- cranium — *see* Anomaly, skull
- cricoid cartilage Q31.8
- cystic duct Q44.5
- dental
  - alveolar — *see* Anomaly, alveolar
  - arch relationship M26.20
    - specified NEC M26.29
- dentofacial M26.9
  - alveolar — *see* Anomaly, alveolar
  - dental arch relationship M26.20
    - specified NEC M26.29
  - functional M26.50
    - specified NEC M26.59
  - jaw-cranial base relationship M26.10
    - asymmetry M26.12
      - maxillary M26.11
    - specified type NEC M26.19
  - jaw size M26.00
    - macrogenia M26.05
    - mandibular
      - hyperplasia M26.03
      - hypoplasia M26.04
    - maxillary
      - hyperplasia M26.01
        - hypoplasia M26.02

- microgenia M26.06
- specified type NEC M26.09
- malocclusion M26.4
  - dental arch relationship NEC M26.29
  - jaw-cranial base relationship — *see* Anomaly, dentofacial, jaw-cranial base relationship
  - jaw size — *see* Anomaly, dentofacial, jaw size
- specified type NEC M26.89
- temporomandibular joint M26.60 ☑
  - adhesions M26.61 ☑
  - ankylosis M26.61 ☑
  - arthralgia M26.62 ☑
  - articular disc M26.63 ☑
  - specified type NEC M26.69
- tooth position, fully erupted M26.30
  - specified NEC M26.39

dermatoglyphic Q82.8
diaphragm (apertures) NEC Q79.1
digestive organ(s) or tract Q45.9
- lower Q43.9
- upper Q40.9

distance, interarch (excessive) (inadequate) M26.25
distribution, coronary artery Q24.5
ductus
- arteriosus Q25.0
- botalli Q25.0

duodenum Q43.9
dura (brain) Q04.9
- spinal cord Q06.9

ear (external) Q17.9
- causing impairment of hearing Q16.9
- inner Q16.5
- middle (causing impairment of hearing) Q16.4
- ossicles Q16.3

- Ebstein's (heart) (tricuspid valve) Q22.5
- ectodermal Q82.9
- Eisenmenger's (ventricular septal defect) Q21.8
- ejaculatory duct Q55.4
- elbow Q74.0
- endocrine gland NEC Q89.2
- epididymis Q55.4
- epiglottis Q31.8
- esophagus Q39.9
- eustachian tube Q17.8
- eye Q15.9
  - anterior segment Q13.9
    - specified NEC Q13.89
  - posterior segment Q14.9
    - specified NEC Q14.8
  - ptosis (eyelid) Q10.0
  - specified NEC Q15.8
- eyebrow Q18.8
- eyelid Q10.3
  - ptosis Q10.0
- face Q18.9
  - bone(s) Q75.9
- fallopian tube Q50.6
- fascia Q79.9
- femur NEC Q74.2
- fibula NEC Q74.2
- finger Q74.0
- fixation, intestine Q43.3
- flexion (joint) NOS Q74.9
  - hip or thigh Q65.89
- foot NEC Q74.2

- foot NEC Q74.2
  - varus (congenital) Q66.3 ☑
- foramen
  - Botalli Q21.12
  - ovale Q21.12
- forearm Q74.0
- forehead Q75.8
- form, teeth K00.2
- fovea centralis Q14.1
- frontal bone — *see* Anomaly, skull
- gallbladder (position) (shape) (size) Q44.1
- Gartner's duct Q52.4
- gastrointestinal tract Q45.9
- genitalia, genital organ(s) or system
  - female Q52.9
    - external Q52.70
    - internal NOS Q52.9
  - male Q55.9
    - hydrocele P83.5
    - specified NEC Q55.8
- genitourinary NEC
  - female Q52.9
  - male Q55.9
- Gerbode Q21.0
- glottis Q31.8
- granulation or granulocyte, genetic (constitutional) (leukocyte) D72.0
- gum Q38.6
- gyri Q07.9
- hair Q84.2
- hand Q74.0
- hard tissue formation in pulp K04.3
- head — *see* Anomaly, skull
- heart Q24.9

- auricle Q20.8
- bands or folds Q24.8
- fibroelastosis cordis I42.4
- obstructive NEC Q22.6
- patent ductus arteriosus (Botalli) Q25.0
- septum Q21.9
  - auricular Q21.19
  - interatrial Q21.19
  - interventricular Q21.0
    - with pulmonary stenosis or atresia, dextraposition of aorta and hypertrophy of right ventricle Q21.3
  - specified NEC Q21.8
  - ventricular Q21.0
    - with pulmonary stenosis or atresia, dextraposition of aorta and hypertrophy of right ventricle Q21.3
- tetralogy of Fallot Q21.3
- valve NEC Q24.8
  - aortic
    - bicuspid valve Q23.81
      - functional, with stenosis — *see* Stenosis, aortic (valve)
    - insufficiency Q23.1
    - stenosis Q23.0
      - subaortic Q24.4
  - mitral
    - insufficiency Q23.3
    - stenosis Q23.2
  - pulmonary Q22.3
    - atresia Q22.0
    - insufficiency Q22.2
    - stenosis Q22.1
      - infundibular Q24.3
      - subvalvular Q24.3
  - tricuspid

- atresia Q22.4
- stenosis Q22.4
- ventricle Q20.8

heel NEC Q74.2
Hegglin's D72.0
hemianencephaly Q00.0
hemicephaly Q00.0
hemicrania Q00.0
hepatic duct Q44.5
hip NEC Q74.2
hourglass stomach Q40.2
humerus Q74.0
hydatid of Morgagni
- female Q50.5
- male (epididymal) Q55.4
  - testicular Q55.29

hymen Q52.4
hypersegmentation of neutrophils, hereditary D72.0
hypophyseal Q89.2
ileocecal (coil) (valve) Q43.9
ileum Q43.9
ilium NEC Q74.2
integument Q84.9
- specified NEC Q84.8

interarch distance (excessive) (inadequate) M26.25
intervertebral cartilage or disc Q76.49
intestine (large) (small) Q43.9
- with anomalous adhesions, fixation or malrotation Q43.3

iris Q13.2
ischium NEC Q74.2
jaw — *see* Anomaly, dentofacial

- alveolar — *see* Anomaly, alveolar
- jaw-cranial base relationship — *see* Anomaly, dentofacial, jaw-cranial base relationship
- jejunum Q43.8
- joint Q74.9
  - specified NEC Q74.8
- Jordan's D72.0
- kidney(s) (calyx) (pelvis) Q63.9
  - artery Q27.2
  - specified NEC Q63.8
- Klippel-Feil (brevicollis) Q76.1
- knee Q74.1
- labium (majus) (minus) Q52.70
- labyrinth, membranous Q16.5
- lacrimal apparatus or duct Q10.6
- larynx, laryngeal (muscle) Q31.9
  - web (bed) Q31.0
- lens Q12.9
- leukocytes, genetic D72.0
  - granulation (constitutional) D72.0
- lid (fold) Q10.3
- ligament Q79.9
  - broad Q50.6
  - round Q52.8
- limb Q74.9
  - lower NEC Q74.2
    - reduction deformity — *see* Defect, reduction, lower limb
  - upper Q74.0
- lip Q38.0
- liver Q44.70
  - duct Q44.5

- lower limb NEC Q74.2
- lumbosacral (joint) (region) Q76.49
  - kyphosis — *see* Kyphosis, congenital
  - lordosis — *see* Lordosis, congenital
- lung (fissure) (lobe) Q33.9
- mandible — *see* Anomaly, dentofacial
- maxilla — *see* Anomaly, dentofacial
- May (-Hegglin) D72.0
- meatus urinarius NEC Q64.79
- meningeal bands or folds Q07.9
  - constriction of Q07.8
  - spinal Q06.9
- meninges Q07.9
  - cerebral Q04.8
  - spinal Q06.9
- meningocele Q05.9
- mesentery Q45.9
- metacarpus Q74.0
- metatarsus NEC Q74.2
- middle ear Q16.4
  - ossicles Q16.3
- mitral (leaflets) (valve) Q23.9
  - cleft Q23.82
  - insufficiency Q23.3
  - specified NEC Q23.88
  - stenosis Q23.2
- mouth Q38.6
- Müllerian (*see also* Anomaly, by site)
  - uterus NEC Q51.818
- multiple NEC Q89.7
- muscle Q79.9
  - eyelid Q10.3

- musculoskeletal system, except limbs Q79.9
- myocardium Q24.8
- nail Q84.6
- narrowness, eyelid Q10.3
- nasal sinus (wall) Q30.8
- neck (any part) Q18.9
- nerve Q07.9
  - acoustic Q07.8
  - optic Q07.8
- nervous system (central) Q07.9
- nipple Q83.9
- nose, nasal (bones) (cartilage) (septum) (sinus) Q30.9
  - specified NEC Q30.8
- ocular muscle Q15.8
- omphalomesenteric duct Q43.0
- opening, pulmonary veins Q26.4
- optic
  - disc Q14.2
  - nerve Q07.8
- opticociliary vessels Q13.2
- orbit (eye) Q10.7
- organ Q89.9
  - of Corti Q16.5
- origin
  - artery
    - innominate Q25.8
    - pulmonary Q25.79
    - renal Q27.2
    - subclavian Q25.48
- osseous meatus (ear) Q16.1
- ovary Q50.39
- oviduct Q50.6

- palate (hard) (soft) NEC Q38.5
- pancreas or pancreatic duct Q45.3
- papillary muscles Q24.8
- parathyroid gland Q89.2
- paraurethral ducts Q64.79
- parotid (gland) Q38.4
- patella Q74.1
- Pelger-Huët (hereditary hyposegmentation) D72.0
- pelvic girdle NEC Q74.2
- pelvis (bony) NEC Q74.2
  - rachitic E64.3
- penis (glans) Q55.69
- pericardium Q24.8
- peripheral vascular system Q27.9
- Peter's Q13.4
- pharynx Q38.8
- pigmentation L81.9
  - congenital Q82.8
- pituitary (gland) Q89.2
- pleural (folds) Q34.0
- portal vein Q26.5
  - connection Q26.5
- position, tooth, teeth, fully erupted M26.30
  - specified NEC M26.39
- precerebral vessel Q28.1
- prepuce Q55.69
- prostate Q55.4
- pulmonary Q33.9
  - artery NEC Q25.79
  - valve Q22.3

- atresia Q22.0
- insufficiency Q22.2
- specified type NEC Q22.3
- stenosis Q22.1
  - infundibular Q24.3
  - subvalvular Q24.3
- venous connection Q26.4
  - partial Q26.3
  - total Q26.2

pupil Q13.2
- function H57.00
  - anisocoria H57.02
  - Argyll Robertson pupil H57.01
  - miosis H57.03
  - mydriasis H57.04
  - specified type NEC H57.09
  - tonic pupil H57.05 ☑

pylorus Q40.3
radius Q74.0
rectum Q43.9
reduction (extremity) (limb)
- femur (longitudinal) — *see* Defect, reduction, lower limb, longitudinal, femur
- fibula (longitudinal) — *see* Defect, reduction, lower limb, longitudinal, fibula
- lower limb — *see* Defect, reduction, lower limb
- radius (longitudinal) — *see* Defect, reduction, upper limb, longitudinal, radius
- tibia (longitudinal) — *see* Defect, reduction, lower limb, longitudinal, tibia
- ulna (longitudinal) — *see* Defect, reduction, upper limb, longitudinal, ulna
- upper limb — *see* Defect, reduction, upper limb

refraction — *see* Disorder, refraction
renal Q63.9
- artery Q27.2
- pelvis Q63.9
  - specified NEC Q63.8

- respiratory system Q34.9
  - specified NEC Q34.8
- retina Q14.1
- rib Q76.6
  - cervical Q76.5
- Rieger Q13.81
- rotation — *see* Malrotation
  - hip or thigh Q65.89
- round ligament Q52.8
- sacroiliac (joint) NEC Q74.2
- sacrum NEC Q76.49
  - kyphosis — *see* Kyphosis, congenital
  - lordosis — *see* Lordosis, congenital
- saddle nose, syphilitic A50.57
- salivary duct or gland Q38.4
- scapula Q74.0
- scrotum — *see* Malformation, testis and scrotum
- sebaceous gland Q82.9
- seminal vesicles Q55.4
- sense organs NEC Q07.8
- sex chromosomes NEC (*see also* Anomaly, chromosomes)
  - female phenotype Q97.8
  - male phenotype Q98.9
- shoulder (girdle) (joint) Q74.0
- sigmoid (flexure) Q43.9
- simian crease Q82.8
- sinus of Valsalva Q25.49
- skeleton generalized Q78.9
- skin (appendage) Q82.9
- skull Q75.9
  - with

- anencephaly Q00.0
- encephalocele — *see* Encephalocele
- hydrocephalus Q03.9
  - with spina bifida — *see* Spina bifida, by site, with hydrocephalus
- microcephaly Q02

specified organ or site NEC Q89.89
spermatic cord Q55.4
spine, spinal NEC Q76.49
- column NEC Q76.49
  - kyphosis — *see* Kyphosis, congenital
  - lordosis — *see* Lordosis, congenital
- cord Q06.9
- nerve root Q07.8

spleen Q89.09
- agenesis Q89.01

stenonian duct Q38.4
sternum NEC Q76.7
stomach Q40.3
submaxillary gland Q38.4
tarsus NEC Q74.2
tendon Q79.9
testis — *see* Malformation, testis and scrotum
thigh NEC Q74.2
thorax (wall) Q67.8
- bony Q76.9

throat Q38.8
thumb Q74.0
thymus gland Q89.2
thyroid (gland) Q89.2
- cartilage Q31.8

tibia NEC Q74.2
- saber A50.56

- toe Q74.2
- tongue Q38.3
- tooth, teeth K00.9
  - eruption K00.6
  - position, fully erupted M26.30
  - spacing, fully erupted M26.30
- trachea (cartilage) Q32.1
- tragus Q17.9
- tricuspid (leaflet) (valve) Q22.9
  - atresia or stenosis Q22.4
  - Ebstein's Q22.5
- Uhl's (hypoplasia of myocardium, right ventricle) Q24.8
- ulna Q74.0
- umbilical artery Q27.0
- union
  - cricoid cartilage and thyroid cartilage Q31.8
  - thyroid cartilage and hyoid bone Q31.8
  - trachea with larynx Q31.8
- upper limb Q74.0
- urachus Q64.4
- ureter Q62.8
  - obstructive NEC Q62.39
    - cecoureterocele Q62.32
    - orthotopic ureterocele Q62.31
- urethra Q64.70
  - absence Q64.5
  - double Q64.74
  - fistula to rectum Q64.73
  - obstructive Q64.39
    - stricture Q64.32

- prolapse Q64.71
- specified type NEC Q64.79

urinary tract Q64.9
uterus Q51.9
- with only one functioning horn Q51.4

uvula Q38.5
vagina Q52.4
valleculae Q31.8
valve (heart) NEC Q24.8
- coronary sinus Q24.5
- inferior vena cava Q24.8
- pulmonary Q22.3
- sinus coronario Q24.5
- venae cavae inferioris Q24.8

vas deferens Q55.4
vascular Q27.9
- brain Q28.3
- ring Q25.45

vein(s) (peripheral) Q27.9
- brain Q28.3
- cerebral Q28.3
- coronary Q24.5
- developmental Q28.3
- great Q26.9
  - specified NEC Q26.8

vena cava (inferior) (superior) Q26.9
venous — *see* Anomaly, vein(s)
venous return Q26.8
ventricular
- bands or folds Q24.8
- septa Q21.0

vertebra Q76.49

- kyphosis — *see* Kyphosis, congenital
- lordosis — *see* Lordosis, congenital
- vesicourethral orifice Q64.79
- vessel(s) Q27.9
  - optic papilla Q14.2
  - precerebral Q28.1
- vitelline duct Q43.0
- vitreous body or humor Q14.0
- vulva Q52.70
- wrist (joint) Q74.0

Anomia R48.8

Anonychia (congenital) Q84.3
- acquired L60.8

Anophthalmos, anophthalmus (congenital) (globe) Q11.1
- acquired Z90.01

Anopia, anopsia H53.46 ☑
- quadrant H53.46 ☑

Anorchia, anorchism, anorchidism Q55.0

Anorexia R63.0
- hysterical F44.89
- nervosa F50.00
  - atypical F50.9
  - binge-eating type F50.2 ☑
    - with purging F50.02 ☑
  - restricting type F50.01 ☑

Anorgasmy, psychogenic (female) F52.31
- male F52.32

Anosmia R43.0
- hysterical F44.6
- postinfectional J39.8

- **Anosognosia** R41.85
- **Anosteoplasia** Q78.9
- **Anovulatory** cycle N97.0
- **Anoxemia** R09.02
  - newborn P84
- **Anoxia** (pathological) R09.02
  - altitude T70.29 ☑
  - cerebral G93.1
    - complicating
      - anesthesia (general) (local) or other sedation T88.59 ☑
        - in labor and delivery O74.3
        - in pregnancy O29.21 ☑
        - postpartum, puerperal O89.2
      - delivery (cesarean) (instrumental) O75.4
    - during a procedure G97.81
    - newborn P84
    - resulting from a procedure G97.82
  - due to
    - drowning T75.1 ☑
    - high altitude T70.29 ☑
  - heart — *see* Insufficiency, coronary
  - intrauterine P84
  - myocardial — *see* Insufficiency, coronary
  - newborn P84
  - spinal cord G95.11
  - systemic (by suffocation) (low content in atmosphere) — *see* Asphyxia, traumatic
- **Anteflexion** — *see* Anteversion
- **Antenatal**
  - care (normal pregnancy) Z34.90
  - screening (encounter for) of mother (*see also* Encounter, antenatal screening) Z36.9

Antepartum — *see* condition
Anterior — *see* condition
Antero-occlusion M26.220
Anteversion
- cervix — *see* Anteversion, uterus
- femur (neck), congenital Q65.89
- uterus, uterine (cervix) (postinfectional) (postpartal, old) N85.4
  - congenital Q51.818
  - in pregnancy or childbirth — *see* Pregnancy, complicated by

Anthophobia F40.228
Anthracosilicosis J60
Anthracosis (lung) (occupational) J60
- lingua K14.3

Anthrax A22.9
- with pneumonia A22.1
- cerebral A22.8
- colitis A22.2
- cutaneous A22.0
- gastrointestinal A22.2
- inhalation A22.1
- intestinal A22.2
- meningitis A22.8
- pulmonary A22.1
- respiratory A22.1
- sepsis A22.7
- specified manifestation NEC A22.8

Anthropoid pelvis Q74.2
- with disproportion (fetopelvic) O33.0

Anthropophobia F40.10
- generalized F40.11

Antibodies, maternal (blood group) — *see* Isoimmunization, affecting management of pregnancy
- anti-D — *see* Isoimmunization, affecting management of pregnancy, Rh

- newborn P55.0

Antibody
- anticardiolipin R76.0
  - with
    - hemorrhagic disorder D68.312
    - hypercoagulable state D68.61
- antiphosphatidylglycerol R76.0
  - with
    - hemorrhagic disorder D68.312
    - hypercoagulable state D68.61
- antiphosphatidylinositol R76.0
  - with
    - hemorrhagic disorder D68.312
    - hypercoagulable state D68.61
- antiphosphatidylserine R76.0
  - with
    - hemorrhagic disorder D68.312
    - hypercoagulable state D68.61
- antiphospholipid R76.0
  - with
    - hemorrhagic disorder D68.312
    - hypercoagulable state D68.61

Anticardiolipin syndrome D68.61

Anticoagulant, circulating (intrinsic) (*see also* - Disorder, hemorrhagic) D68.318
- drug-induced (extrinsic) (*see also* - Disorder, hemorrhagic) D68.32
- iatrogenic D68.32

Antidiuretic hormone syndrome E22.2

Antimonial cholera — *see* Poisoning, antimony

Antiphospholipid
- antibody
  - with hemorrhagic disorder D68.312
  - syndrome D68.61

- **Antisocial** personality F60.2
- **Antithrombinemia** — *see* Circulating anticoagulants
- **Antithromboplastinemia** D68.318
- **Antithromboplastinogenemia** D68.318
- **Antitoxin** complication or reaction — *see* Complications, vaccination
- **Antlophobia** F40.228
- **Antritis** J32.0
  - maxilla J32.0
    - acute J01.00
      - recurrent J01.01
  - stomach K29.50
    - with bleeding K29.51
- **Antrum,** antral — *see* condition
- **Anuria** R34
  - calculous (impacted) (recurrent) (*see also* Calculus, urinary) N20.9
  - following
    - abortion — *see* Abortion by type complicated by, renal failure
    - ectopic or molar pregnancy O08.4
  - newborn P96.0
  - postprocedural N99.0
  - postrenal N13.8
  - puerperal O90.49
  - traumatic (following crushing) T79.5 ☑
- **Anus,** anal — *see* condition
- **Anusitis** K62.89
- **Anxiety** F41.9
  - depression F41.8
  - episodic paroxysmal F41.0
  - generalized F41.1
  - hysteria F41.8
  - neurosis F41.1

- panic type F41.0
- reaction F41.1
- separation, abnormal (of childhood) F93.0
- specified NEC F41.8
- state F41.1

Aorta, aortic — *see* condition

Aortectasia — *see* Ectasia, aorta
- with aneurysm — *see* Aneurysm, aorta

Aortitis (nonsyphilitic) (calcific) I77.6
- arteriosclerotic I70.0
- Doehle-Heller A52.02
- luetic A52.02
- rheumatic — *see* Endocarditis, acute, rheumatic
- specific (syphilitic) A52.02
- syphilitic A52.02
  - congenital A50.54 *[I79.1]*

Apathetic thyroid storm — *see* Thyrotoxicosis

Apathy R45.3

Apeirophobia F40.228

Apepsia K30
- psychogenic F45.8

Aperistalsis, esophagus K22.0

Apertognathia M26.29

Apert's syndrome Q87.0

Aphagia R13.0
- psychogenic F50.9

Aphakia (acquired) (postoperative) H27.0 ☑
- congenital Q12.3

Aphasia (amnestic) (global) (nominal) (semantic) (syntactic) R47.01

- acquired, with epilepsy (Landau-Kleffner syndrome) — *see* Epilepsy, specified NEC
- auditory (developmental) F80.2
- developmental (receptive type) F80.2
  - expressive type F80.1
  - Wernicke's F80.2
- following
  - cerebrovascular disease I69.920
    - cerebral infarction I69.320
    - intracerebral hemorrhage I69.120
    - nontraumatic intracranial hemorrhage NEC I69.220
    - specified disease NEC I69.820
    - subarachnoid hemorrhage I69.020
- primary progressive (*see also* Dementia, in, diseases specified elsewhere) G31.01 *[F02.80]*
  - with behavioral disturbance (*see also* Dementia, in, diseases specified elsewhere) G31.01 *[F02.81 ☑]*
- progressive isolated (*see also* Dementia, in, diseases specified elsewhere) G31.01 *[F02.80]*
  - with behavioral disturbance (*see also* Dementia, in, diseases specified elsewhere) G31.01 *[F02.81 ☑]*
- sensory F80.2
- syphilis, tertiary A52.19
- Wernicke's (developmental) F80.2

Aphonia (organic) R49.1
- hysterical F44.4
- psychogenic F44.4

Aphthae, aphthous (*see also* condition)
- Bednar's K12.0
- cachectic K14.0
- epizootic B08.8
- fever B08.8
- oral (recurrent) K12.0
- stomatitis (major) (minor) K12.0
- thrush B37.0
- ulcer (oral) (recurrent) K12.0
  - genital organ(s) NEC

- female N76.6
- male N50.89
- larynx J38.7

Apical — *see* condition

Apiphobia F40.218

APL (acquired partial lipodystrophy) E88.11

Aplasia (*see also* Agenesis)

- abdominal muscle syndrome Q79.4
- alveolar process (acquired) — *see* Anomaly, alveolar
  - congenital Q38.6
- aorta (congenital) Q25.41
- axialis extracorticalis (congenita) E75.29
- bone marrow (myeloid) D61.9
  - congenital D61.01
- brain Q00.0
  - part of Q04.3
- bronchus Q32.4
- cementum K00.4
- cerebellum Q04.3
- cervix (congenital) Q51.5
- congenital pure red cell D61.01
- corpus callosum Q04.0
- cutis congenita Q84.8
- erythrocyte congenital D61.01
- extracortical axial E75.29
- eye Q11.1
- fovea centralis (congenital) Q14.1
- gallbladder, congenital Q44.0
- iris Q13.1
- labyrinth, membranous Q16.5
- limb (congenital) Q73.8

- lower — *see* Defect, reduction, lower limb
- upper — *see* Agenesis, arm

lung, congenital (bilateral) (unilateral) Q33.3
pancreas Q45.0
parathyroid-thymic D82.1
Pelizaeus-Merzbacher E75.27
penis Q55.5
prostate Q55.4
red cell (with thymoma) D60.9
- acquired D60.9
  - due to drugs D60.9
- adult D60.9
- chronic D60.0
- congenital D61.01
- constitutional D61.01
- due to drugs D60.9
- hereditary D61.01
- of infants D61.01
- primary D61.01
- pure D61.01
  - due to drugs D60.9
- specified type NEC D60.8
- transient D60.1

round ligament Q52.8
skin Q84.8
spermatic cord Q55.4
spleen Q89.01
testicle Q55.0
thymic, with immunodeficiency D82.1
thyroid (congenital) (with myxedema) E03.1
uterus Q51.0
ventral horn cell Q06.1

- **Apnea**, apneic (of) (spells) R06.81
  - newborn P28.40
    - central P28.41
    - mixed P28.43
    - obstructive P28.42
    - sleep
      - primary P28.30
        - central P28.31
        - mixed P28.33
        - obstructive P28.32
        - specified NEC P28.39
    - specified NEC P28.49
  - prematurity P28.49
  - sleep G47.30
    - central (primary) G47.31
      - idiopathic G47.31
      - in conditions classified elsewhere G47.37
    - obstructive (adult) (pediatric) G47.33
      - hypopnea G47.33
    - primary central G47.31
    - specified NEC G47.39
- **Apneumatosis**, newborn P28.0
- **Apocrine** metaplasia (breast) — *see* Dysplasia, mammary, specified type NEC
- **Apophysitis** (bone) (*see also* Osteochondropathy)
  - calcaneus M92.6 ☑
  - juvenile M92.9
- **Apoplectiform** convulsions (cerebral ischemia) I67.82
- **Apoplexia**, apoplexy, apoplectic

- adrenal A39.1
- heart (auricle) (ventricle) — *see* Infarct, myocardium
- heat T67.01 ☑
- hemorrhagic (stroke) — *see* Hemorrhage, intracranial
- meninges, hemorrhagic — *see* Hemorrhage, intracranial, subarachnoid
- uremic N18.9 *[I68.8]*

Appearance
- bizarre R46.1
- specified NEC R46.89
- very low level of personal hygiene R46.0

Appendage
- epididymal (organ of Morgagni) Q55.4
- intestine (epiploic) Q43.8
- preauricular Q17.0
- testicular (organ of Morgagni) Q55.29

Appendicitis (pneumococcal) (retrocecal) K37
- with
  - gangrene K35.891
    - with localized peritonitis K35.31
  - perforation NOS K35.32
  - peritoneal abscess K35.33
  - peritonitis NEC K35.33
    - generalized K35.209
      - with
        - abscess K35.219
          - with perforation or rupture K35.211
          - following rupture or perforation of appendix NOS K35.211
          - without perforation or rupture K35.210
        - perforation or rupture K35.201
      - following rupture or perforation of appendix NOS K35.201
      - without rupture or perforation of appendix K35.200
    - localized K35.30

- localized K35.30
  - with
    - gangrene K35.31
    - perforation K35.32
      - and abscess K35.33
  - rupture (with localized peritonitis) K35.32
- acute (catarrhal) (fulminating) (obstructive) (retrocecal) (suppurative) K35.80
  - with
    - gangrene K35.891
    - peritoneal abscess K35.33
    - peritonitis NEC K35.33
      - generalized K35.209
        - with
          - abscess K35.219
            - with perforation or rupture K35.211
            - following rupture or perforation of appendix NOS K35.211
            - without perforation or rupture K35.210
          - perforation or rupture K35.201
        - following rupture or perforation of appendix NOS K35.201
        - without rupture or perforation of appendix K35.200
      - localized K35.30
        - with
          - gangrene K35.31
          - perforation K35.32
            - and abscess K35.33
  - specified NEC K35.890
    - with gangrene K35.891
      - with localized peritonitis K35.31

- amebic A06.89
- chronic (recurrent) K36
- exacerbation — *see* Appendicitis, with, gangrene
- gangrenous — *see* Appendicitis, acute
- healed (obliterative) K36
- interval K36
- neurogenic K36
- obstructive K36
- recurrent K36
- relapsing K36
- ruptured NOS (with localized peritonitis) K35.32
- subacute (adhesive) K36
- subsiding K36
- suppurative — *see* Appendicitis, acute
- tuberculous A18.32

Appendicopathia oxyurica B80

Appendix, appendicular (*see also* condition)

- epididymis Q55.4
- Morgagni
  - female Q50.5
  - male (epididymal) Q55.4
    - testicular Q55.29
- testis Q55.29

Appetite

- depraved — *see* Pica
- excessive R63.2
- lack or loss (*see also* Anorexia) R63.0
  - nonorganic origin F50.89
  - psychogenic F50.89
- perverted (hysterical) — *see* Pica

Apple peel syndrome Q41.1
Apprehension state F41.1
Apprehensiveness, abnormal F41.9
Approximal wear K03.0
Apraxia (classic) (ideational) (ideokinetic) (ideomotor) (motor) (verbal) R48.2
- following
  - cerebrovascular disease I69.990
    - cerebral infarction I69.390
    - intracerebral hemorrhage I69.190
    - nontraumatic intracranial hemorrhage NEC I69.290
    - specified disease NEC I69.890
    - subarachnoid hemorrhage I69.090
- oculomotor, congenital H51.8
- primary progressive, of speech G31.87

Aptyalism K11.7
Apudoma — *see* Neoplasm, uncertain behavior, by site
Aqueous misdirection H40.83 ☑
Arabicum elephantiasis — *see* Infestation, filarial
Arachnitis — *see* Meningitis
Arachnodactyly — *see* Syndrome, Marfan
Arachnoiditis (acute) (adhesive) (basal) (brain) (cerebrospinal) — *see* Meningitis
Arachnophobia F40.210
Arboencephalitis, Australian A83.4
Arborization block (heart) I45.5
ARC (AIDS-related complex) B20
Arch
- aortic Q25.49
- bovine Q25.49

- **Arches** — *see* condition
- **Arcuate** uterus Q51.810
- **Arcuatus** uterus Q51.810
- **Arcus** (cornea) senilis — *see* Degeneration, cornea, senile
- **Arc-welder's** lung J63.4
- **Areflexia** R29.2
- **Areola** — *see* condition
- **Argentaffinoma** (*see also* Neoplasm, uncertain behavior, by site)
  - malignant — *see* Neoplasm, malignant, by site
  - syndrome E34.09
- **Argininemia** E72.21
- **Arginosuccinic** aciduria E72.22
- **Argyll** Robertson phenomenon, pupil or syndrome (syphilitic) A52.19
  - atypical H57.09
  - nonsyphilitic H57.09
- **Argyria**, argyriasis
  - conjunctival H11.13 ☑
  - from drug or medicament — *see* Table of Drugs and Chemicals, by substance
- **Argyrosis**, conjunctival H11.13 ☑
- **Arhinencephaly** Q04.1
- **Ariboflavinosis** E53.0
- **Arm** — *see* condition
- **Arnold-Chiari** disease, obstruction or syndrome (type II) Q07.00
  - with
    - hydrocephalus Q07.02
      - with spina bifida Q07.03
    - spina bifida Q07.01
      - with hydrocephalus Q07.03
  - type III — *see* Encephalocele
  - type IV Q04.8
- **Aromatic** amino-acid metabolism disorder E70.9
  - specified NEC E70.89

- **Arousals**, confusional G47.51
- **Arrest**, arrested
  - cardiac I46.9
    - complicating
      - abortion — *see* Abortion, by type, complicated by, cardiac arrest
      - anesthesia (general) (local) or other sedation — *see* Table of Drugs and Chemicals, by drug,
        - in labor and delivery O74.2
        - in pregnancy O29.11 ☑
        - postpartum, puerperal O89.1
      - delivery (cesarean) (instrumental) O75.4
    - due to
      - cardiac condition I46.2
      - specified condition NEC I46.8
    - intraoperative I97.71 ☑
    - newborn P29.81
    - personal history, successfully resuscitated Z86.74
    - postprocedural I97.12 ☑
      - obstetric procedure O75.4
  - cardiorespiratory — *see* Arrest, cardiac
  - circulatory — *see* Arrest, cardiac
  - deep transverse O64.0 ☑
  - development or growth
    - bone — *see* Disorder, bone, development or growth
    - child R62.50
    - tracheal rings Q32.1
  - epiphyseal
    - complete
      - femur M89.15 ☑
      - humerus M89.12 ☑
      - tibia M89.16 ☑
      - ulna M89.13 ☑
    - forearm M89.13 ☑

- specified NEC M89.13 ☑
- ulna — *see* Arrest, epiphyseal, by type, ulna
- lower leg M89.16 ☑
  - specified NEC M89.168
  - tibia — *see* Arrest, epiphyseal, by type, tibia
- partial
  - femur M89.15 ☑
  - humerus M89.12 ☑
  - tibia M89.16 ☑
  - ulna M89.13 ☑
- specified NEC M89.18

granulopoiesis — *see* Agranulocytosis
growth plate — *see* Arrest, epiphyseal
heart — *see* Arrest, cardiac
legal, anxiety concerning Z65.3
physeal — *see* Arrest, epiphyseal
respiratory R09.2
- newborn P28.81

sinus I45.5
spermatogenesis (complete) — *see* Azoospermia
- incomplete — *see* Oligospermia

transverse (deep) O64.0 ☑

Arrhenoblastoma
- benign
  - specified site — *see* Neoplasm, benign, by site
  - unspecified site
    - female D27.9
    - male D29.20
- malignant
  - specified site — *see* Neoplasm, malignant, by site
  - unspecified site

- female C56.9
- male C62.90

specified site — *see* Neoplasm, uncertain behavior, by site
unspecified site
- female D39.10
- male D40.10

Arrhythmia (auricle)(cardiac)(juvenile)(nodal)(reflex)(supraventricular)(transitory)(ventricle) I49.9
block I45.9
extrasystolic I49.49
newborn
- bradycardia P29.12
- occurring before birth P03.819
  - before onset of labor P03.810
  - during labor P03.811
- tachycardia P29.11

psychogenic F45.8
sinus I49.8
specified NEC I49.8
vagal R55
ventricular re-entry I47.0

Arrillaga-Ayerza syndrome (pulmonary sclerosis with pulmonary hypertension) I27.0
Arsenical pigmentation L81.8
from drug or medicament — *see* Table of Drugs and Chemicals
Arsenism — *see* Poisoning, arsenic
Arterial — *see* condition
Arteriofibrosis — *see* Arteriosclerosis
Arteriolar sclerosis — *see* Arteriosclerosis
Arteriolith — *see* Arteriosclerosis
Arteriolitis I77.6
necrotizing, kidney I77.5
renal — *see* Hypertension, kidney

- **Arteriolosclerosis** — *see* Arteriosclerosis
- **Arterionephrosclerosis** — *see* Hypertension, kidney
- **Arteriopathy** I77.9
  - cerebral autosomal dominant, with subcortical infarcts and leukoencephalopathy (CADASIL) I67.850
- **Arteriosclerosis,** arteriosclerotic (diffuse) (obliterans) (of) (senile) (with calcification) I70.90
  - with
    - chronic limb-threatening ischemia — *see* Arteriosclerosis, with critical limb ischemia
    - critical limb ischemia
      - bypass graft I70.329
        - autologous vein graft I70.429
          - leg I70.429
            - with
              - gangrene (and intermittent claudication, rest pain, and ulcer) I70.469
              - rest pain (and intermittent claudication) I70.429
            - bilateral I70.423
              - with
                - gangrene (and intermittent claudication, rest pain, and ulcer) I70.463
                - rest pain (and intermittent claudication) I70.423
            - left I70.422
              - with
                - gangrene (and intermittent claudication, rest pain, and ulcer) I70.462
                - rest pain (and intermittent claudication) I70.422
                - ulceration (and intermittent claudication and rest pain) I70.449
                  - ankle I70.443
                  - calf I70.442
                  - foot site NEC I70.445
                  - heel I70.444
                  - lower leg NEC I70.448
                  - mid foot I70.444
                  - thigh I70.441
            - right I70.421
              - with

- gangrene (and intermittent claudication, rest pain, and ulcer) I70.461
- rest pain (and intermittent claudication) I70.421
- ulceration (and intermittent claudication and rest pain) I70.439
  - ankle I70.433
  - calf I70.432
  - foot site NEC I70.435
  - heel I70.434
  - lower leg NEC I70.438
  - midfoot I70.434
  - thigh I70.431

leg I70.329

- with
  - gangrene (and intermittent claudication, rest pain, and ulcer) I70.369
  - rest pain (and intermittent claudication) I70.329
- bilateral I70.323
  - with
    - gangrene (and intermittent claudication, rest pain, and ulcer) I70.363
    - rest pain (and intermittent claudication) I70.323
- left I70.322
  - with
    - gangrene (and intermittent claudication, rest pain, and ulcer) I70.362
    - rest pain (and intermittent claudication) I70.322
    - ulceration (and intermittent claudication and rest pain) I70.349
      - ankle I70.343
      - calf I70.342
      - foot site NEC I70.345
      - heel I70.344
      - lower leg NEC I70.348
      - midfoot I70.344
      - thigh I70.341
- right I70.321

- with
  - gangrene (and intermittent claudication, rest pain, and ulcer) I70.361
  - rest pain (and intermittent claudication) I70.321
  - ulceration (and intermittent claudication and rest pain) I70.339
    - ankle I70.333
    - calf I70.332
    - foot site NEC I70.335
    - heel I70.334
    - lower leg NEC I70.338
    - midfoot I70.334
    - thigh I70.331
- nonautologous biological graft I70.529
  - leg I70.529
    - with
      - gangrene (and intermittent claudication, rest pain, and ulcer) I70.569
      - rest pain (and intermittent claudication) I70.529
    - bilateral I70.523
      - with
        - gangrene (and intermittent claudication, rest pain, and ulcer) I70.563
        - rest pain (and intermittent claudication) I70.523
    - left I70.522
      - with
        - gangrene (and intermittent claudication, rest pain, and ulcer) I70.562
        - rest pain (and intermittent claudication) I70.522
        - ulceration (and intermittent claudication and rest pain) I70.549
          - ankle I70.543
          - calf I70.542
          - foot site NEC I70.545
          - heel I70.544
          - lower leg NEC I70.548
          - midfoot I70.544
          - thigh I70.541

- right I70.521
  - with
    - gangrene (and intermittent claudication, rest pain, and ulcer) I70.561
    - rest pain (and intermittent claudication) I70.521
    - ulceration (and intermittent claudication and rest pain) I70.539
      - ankle I70.533
      - calf I70.532
      - foot site NEC I70.535
      - heel I70.534
      - lower leg NEC I70.538
      - midfoot I70.534
      - thigh I70.531
- nonbiological graft I70.629
  - leg I70.629
    - with
      - gangrene (and intermittent claudication, rest pain, and ulcer) I70.669
      - rest pain (and intermittent claudication) I70.629
    - bilateral I70.623
      - with
        - gangrene (and intermittent claudication, rest pain, and ulcer) I70.663
        - rest pain (and intermittent claudication) I70.623
    - left I70.622
      - with
        - gangrene (and intermittent claudication, rest pain, and ulcer) I70.662
        - rest pain (and intermittent claudication) I70.622
        - ulceration (and intermittent claudication and rest pain) I70.649
          - ankle I70.643
          - calf I70.642
          - foot site NEC I70.645
          - heel I70.644
          - lower leg NEC I70.648
          - midfoot I70.644
          - thigh I70.641

- right I70.621
  - with
    - gangrene (and intermittent claudication, rest pain, and ulcer) I70.661
    - rest pain (and intermittent claudication) I70.621
    - ulceration (and intermittent claudication and rest pain) I70.639
      - ankle I70.633
      - calf I70.632
      - foot site NEC I70.635
      - heel I70.634
      - lower leg NEC I70.638
      - midfoot I70.634
      - thigh I70.631
- specified graft NEC I70.729
  - leg I70.729
    - with
      - gangrene (and intermittent claudication, rest pain, and ulcer) I70.769
      - rest pain (and intermittent claudication) I70.729
    - bilateral I70.723
      - with
        - gangrene (and intermittent claudication, rest pain, and ulcer) I70.763
        - rest pain (and intermittent claudication) I70.723
    - left I70.722
      - with
        - gangrene (and intermittent claudication, rest pain, and ulcer) I70.762
        - rest pain (and intermittent claudication) I70.722
        - ulceration (and intermittent claudication and rest pain) I70.749
          - ankle I70.743
          - calf I70.742
          - foot site NEC I70.745
          - heel I70.744
          - lower leg NEC I70.748
          - midfoot I70.744
          - thigh I70.741

- right I70.721
  - with
    - gangrene (and intermittent claudication, rest pain, and ulcer) I70.761
    - rest pain (and intermittent claudication) I70.721
    - ulceration (and intermittent claudication and rest pain) I70.739
      - ankle I70.733
      - calf I70.732
      - foot site NEC I70.735
      - heel I70.734
      - lower leg NEC I70.738
      - midfoot I70.734
      - thigh I70.731
- leg I70.229
  - with
    - gangrene (and intermittent claudication, rest pain, and ulcer) I70.269
    - rest pain (and intermittent claudication) I70.229
  - bilateral I70.223
    - with
      - gangrene (and intermittent claudication, rest pain, and ulcer) I70.263
      - rest pain (and intermittent claudication) I70.223
  - left I70.222
    - with
      - gangrene (and intermittent claudication, rest pain, and ulcer) I70.262
      - rest pain (and intermittent claudication) I70.222
      - ulceration (and intermittent claudication and rest pain) I70.249
        - ankle I70.243
        - calf I70.242
        - foot site NEC I70.245
        - heel I70.244
        - lower leg NEC I70.248
        - midfoot I70.244
        - thigh I70.241

- right I70.221
  - with
    - gangrene (and intermittent claudication, rest pain, and ulcer) I70.261
    - rest pain (and intermittent claudication) I70.221
    - ulceration (and intermittent claudication and rest pain) I70.239
      - ankle I70.233
      - calf I70.232
      - foot site NEC I70.235
      - heel I70.234
      - lower leg NEC I70.238
      - midfoot I70.234
      - thigh I70.231
- aorta I70.0
- arteries of extremities — *see* Arteriosclerosis, extremities
  - with
    - chronic limb-threatening ischemia — *see* Arteriosclerosis, with critical limb ischemia
    - critical limb ischemia — *see* Arteriosclerosis, with critical limb ischemia
- brain I67.2
  - with infarction — *see* Occlusion, artery, brain or cerebral, with infarction
- bypass graft
  - with
    - chronic limb-threatening ischemia — *see* Arteriosclerosis, with critical limb ischemia
    - critical limb ischemia — *see* Arteriosclerosis, with critical limb ischemia
  - coronary — *see* Arteriosclerosis, coronary, bypass graft
  - extremities — *see* Arteriosclerosis, extremities, bypass graft
- cardiac — *see* Disease, heart, ischemic, atherosclerotic
- cardiopathy — *see* Disease, heart, ischemic, atherosclerotic
- cardiorenal — *see* Hypertension, cardiorenal
- cardiovascular — *see* Disease, heart, ischemic, atherosclerotic
- carotid (*see also* Occlusion, artery, carotid) I65.2 ☑
- central nervous system I67.2
  - with infarction — *see* Occlusion, artery, cerebral or precerebral, with infarction
- cerebral I67.2

- with infarction — *see* Occlusion, artery, brain or cerebral, with infarction
- cerebrovascular I67.2
  - with infarction — *see* Occlusion, artery, brain or cerebral, with infarction
- coronary (artery) I25.10
  - due to
    - calcified coronary lesion (severely) I25.84
    - lipid rich plaque I25.83
  - bypass graft I25.810
    - with
      - angina pectoris I25.709
        - with documented spasm I25.701
        - refractory I25.702
        - specified type NEC I25.708
        - unstable I25.700
      - ischemic chest pain I25.709
    - autologous artery I25.810
      - with
        - angina pectoris I25.729
          - with documented spasm I25.721
          - refractory I25.722
          - specified type I25.728
          - unstable I25.720
        - ischemic chest pain I25.729
    - autologous vein I25.810
      - with
        - angina pectoris I25.719
          - with documented spasm I25.711
          - refractory I25.712
          - specified type I25.718
          - unstable I25.710
        - ischemic chest pain I25.719

- nonautologous biological I25.810
  - with
    - angina pectoris I25.739
      - with documented spasm I25.731
      - refractory I25.732
      - specified type I25.738
      - unstable I25.730
    - ischemic chest pain I25.739
  - specified type NEC I25.810
    - with
      - angina pectoris I25.799
        - with documented spasm I25.791
        - refractory I25.792
        - specified type I25.798
        - unstable I25.790
      - ischemic chest pain I25.799
- native vessel
  - with
    - angina pectoris I25.119
      - with documented spasm I25.111
      - refractory I25.112
      - specified type NEC I25.118
      - unstable I25.110
    - ischemic chest pain I25.119
- transplanted heart I25.811
  - bypass graft I25.812
    - with
      - angina pectoris I25.769
        - with documented spasm I25.761
        - refractory I25.762
        - specified type I25.768
        - unstable I25.760

- ischemic chest pain I25.769
- native coronary artery I25.811
  - with
    - angina pectoris I25.759
      - with documented spasm I25.751
      - refractory I25.752
      - specified type I25.758
      - unstable I25.750
    - ischemic chest pain I25.759
- extremities (native arteries) I70.209
  - with
    - chronic limb-threatening ischemia — *see* Arteriosclerosis, with critical limb ischemia
    - critical limb ischemia — *see* Arteriosclerosis, with critical limb ischemia
  - bypass graft I70.309
    - with
      - chronic limb-threatening ischemia — *see* Arteriosclerosis, with critical limb ischemia
      - critical limb ischemia — *see* Arteriosclerosis, with critical limb ischemia
    - autologous vein graft I70.409
      - leg I70.409
        - with
          - gangrene (and intermittent claudication, rest pain and ulcer) I70.469
          - intermittent claudication I70.419
          - rest pain (and intermittent claudication) I70.429
        - bilateral I70.403
          - with
            - gangrene (and intermittent claudication, rest pain and ulcer) I70.463
            - intermittent claudication I70.413
            - rest pain (and intermittent claudication) I70.423
          - specified type NEC I70.493
        - left I70.402
          - with

- gangrene (and intermittent claudication, rest pain and ulcer) I70.462
- intermittent claudication I70.412
- rest pain (and intermittent claudication) I70.422
- ulceration (and intermittent claudication and rest pain) I70.449
  - ankle I70.443
  - calf I70.442
  - foot site NEC I70.445
  - heel I70.444
  - lower leg NEC I70.448
  - midfoot I70.444
  - thigh I70.441
- specified type NEC I70.492

right I70.401

- with
  - gangrene (and intermittent claudication, rest pain and ulcer) I70.461
  - intermittent claudication I70.411
  - rest pain (and intermittent claudication) I70.421
  - ulceration (and intermittent claudication and rest pain) I70.439
    - ankle I70.433
    - calf I70.432
    - foot site NEC I70.435
    - heel I70.434
    - lower leg NEC I70.438
    - midfoot I70.434
    - thigh I70.431
- specified type NEC I70.491

specified type NEC I70.499

specified NEC I70.408

- with

- gangrene (and intermittent claudication, rest pain and ulcer) I70.468
- intermittent claudication I70.418
- rest pain (and intermittent claudication) I70.428
- ulceration (and intermittent claudication and rest pain) I70.45
- specified type NEC I70.498

leg I70.309
- with
  - gangrene (and intermittent claudication, rest pain and ulcer) I70.369
  - intermittent claudication I70.319
  - rest pain (and intermittent claudication) I70.329
- bilateral I70.303
  - with
    - gangrene (and intermittent claudication, rest pain and ulcer) I70.363
    - intermittent claudication I70.313
    - rest pain (and intermittent claudication) I70.323
  - specified type NEC I70.393
- left I70.302
  - with
    - gangrene (and intermittent claudication, rest pain and ulcer) I70.362
    - intermittent claudication I70.312
    - rest pain (and intermittent claudication) I70.322
    - ulceration (and intermittent claudication and rest pain) I70.349
      - ankle I70.343
      - calf I70.342
      - foot site NEC I70.345
      - heel I70.344
      - lower leg NEC I70.348
      - midfoot I70.344
      - thigh I70.341
  - specified type NEC I70.392
- right I70.301

- with
  - gangrene (and intermittent claudication, rest pain and ulcer) I70.361
  - intermittent claudication I70.311
  - rest pain (and intermittent claudication) I70.321
  - ulceration (and intermittent claudication and rest pain) I70.339
    - ankle I70.333
    - calf I70.332
    - foot site NEC I70.335
    - heel I70.334
    - lower leg NEC I70.338
    - midfoot I70.334
    - thigh I70.331
- specified type NEC I70.391
- specified type NEC I70.399

nonautologous biological graft I70.509

- leg I70.509
  - with
    - gangrene (and intermittent claudication, rest pain and ulcer) I70.569
    - intermittent claudication I70.519
    - rest pain (and intermittent claudication) I70.529
  - bilateral I70.503
    - with
      - gangrene (and intermittent claudication, rest pain and ulcer) I70.563
      - intermittent claudication I70.513
      - rest pain (and intermittent claudication) I70.523
    - specified type NEC I70.593
  - left I70.502
    - with
      - gangrene (and intermittent claudication, rest pain and ulcer) I70.562
      - intermittent claudication I70.512
      - rest pain (and intermittent claudication) I70.522
      - ulceration (and intermittent claudication and rest pain) I70.549

- ankle I70.543
- calf I70.542
- foot site NEC I70.545
- heel I70.544
- lower leg NEC I70.548
- midfoot I70.544
- thigh I70.541

specified type NEC I70.592

right I70.501

with

- gangrene (and intermittent claudication, rest pain and ulcer) I70.561
- intermittent claudication I70.511
- rest pain (and intermittent claudication) I70.521
- ulceration (and intermittent claudication and rest pain) I70.539
  - ankle I70.533
  - calf I70.532
  - foot site NEC I70.535
  - heel I70.534
  - lower leg NEC I70.538
  - midfoot I70.534
  - thigh I70.531

specified type NEC I70.591

specified type NEC I70.599

specified NEC I70.508

with

- gangrene (and intermittent claudication, rest pain and ulcer) I70.568
- intermittent claudication I70.518
- rest pain (and intermittent claudication) I70.528
- ulceration (and intermittent claudication and rest pain) I70.55

specified type NEC I70.598

nonbiological graft I70.609

- leg I70.609
  - with
    - gangrene (and intermittent claudication, rest pain and ulcer) I70.669
    - intermittent claudication I70.619
    - rest pain (and intermittent claudication) I70.629
  - bilateral I70.603
    - with
      - gangrene (and intermittent claudication, rest pain and ulcer) I70.663
      - intermittent claudication I70.613
      - rest pain (and intermittent claudication) I70.623
    - specified type NEC I70.693
  - left I70.602
    - with
      - gangrene (and intermittent claudication, rest pain and ulcer) I70.662
      - intermittent claudication I70.612
      - rest pain (and intermittent claudication) I70.622
      - ulceration (and intermittent claudication and rest pain) I70.649
        - ankle I70.643
        - calf I70.642
        - foot site NEC I70.645
        - heel I70.644
        - lower leg NEC I70.648
        - midfoot I70.644
        - thigh I70.641
    - specified type NEC I70.692
  - right I70.601
    - with
      - gangrene (and intermittent claudication, rest pain and ulcer) I70.661
      - intermittent claudication I70.611
      - rest pain (and intermittent claudication) I70.621
      - ulceration (and intermittent claudication and rest pain) I70.639

- ankle I70.633
- calf I70.632
- foot site NEC I70.635
- heel I70.634
- lower leg NEC I70.638
- midfoot I70.634
- thigh I70.631

- specified type NEC I70.691

- specified type NEC I70.699

- specified NEC I70.608
  - with
    - gangrene (and intermittent claudication, rest pain and ulcer) I70.668
    - intermittent claudication I70.618
    - rest pain (and intermittent claudication) I70.628
    - ulceration (and intermittent claudication and rest pain) I70.65
  - specified type NEC I70.698

- specified graft NEC I70.709
  - leg I70.709
    - with
      - gangrene (and intermittent claudication, rest pain and ulcer) I70.769
      - intermittent claudication I70.719
      - rest pain (and intermittent claudication) I70.729
    - bilateral I70.703
      - with
        - gangrene (and intermittent claudication, rest pain and ulcer) I70.763
        - intermittent claudication I70.713
        - rest pain (and intermittent claudication) I70.723
      - specified type NEC I70.793
    - left I70.702
      - with

- gangrene (and intermittent claudication, rest pain and ulcer) I70.762
- intermittent claudication I70.712
- rest pain (and intermittent claudication) I70.722
- ulceration (and intermittent claudication and rest pain) I70.749
  - ankle I70.743
  - calf I70.742
  - foot site NEC I70.745
  - heel I70.744
  - lower leg NEC I70.748
  - midfoot I70.744
  - thigh I70.741
- specified type NEC I70.792

right I70.701

- with
  - gangrene (and intermittent claudication, rest pain and ulcer) I70.761
  - intermittent claudication I70.711
  - rest pain (and intermittent claudication) I70.721
  - ulceration (and intermittent claudication and rest pain) I70.739
    - ankle I70.733
    - calf I70.732
    - foot site NEC I70.735
    - heel I70.734
    - lower leg NEC I70.738
    - midfoot I70.734
    - thigh I70.731
- specified type NEC I70.791

specified type NEC I70.799

specified NEC I70.708

- with
  - gangrene (and intermittent claudication, rest pain and ulcer) I70.768
  - intermittent claudication I70.718
  - rest pain (and intermittent claudication) I70.728
  - ulceration (and intermittent claudication and rest pain) I70.75

- specified type NEC I70.798
- specified NEC I70.308
  - with
    - gangrene (and intermittent claudication, rest pain and ulcer) I70.368
    - intermittent claudication I70.318
    - rest pain (and intermittent claudication) I70.328
    - ulceration (and intermittent claudication and rest pain) I70.35
  - specified type NEC I70.398
- leg I70.209
  - with
    - gangrene (and intermittent claudication, rest pain and ulcer) I70.269
    - intermittent claudication I70.219
    - rest pain (and intermittent claudication) I70.229
  - bilateral I70.203
    - with
      - gangrene (and intermittent claudication, rest pain and ulcer) I70.263
      - intermittent claudication I70.213
      - rest pain (and intermittent claudication) I70.223
    - specified type NEC I70.293
  - left I70.202
    - with
      - gangrene (and intermittent claudication, rest pain and ulcer) I70.262
      - intermittent claudication I70.212
      - rest pain (and intermittent claudication) I70.222
      - ulceration (and intermittent claudication and rest pain) I70.249
        - ankle I70.243
        - calf I70.242
        - foot site NEC I70.245
        - heel I70.244
        - lower leg NEC I70.248
        - midfoot I70.244
        - thigh I70.241

- specified type NEC I70.292
- right I70.201
  - with
    - gangrene (and intermittent claudication, rest pain and ulcer) I70.261
    - intermittent claudication I70.211
    - rest pain (and intermittent claudication) I70.221
    - ulceration (and intermittent claudication and rest pain) I70.239
      - ankle I70.233
      - calf I70.232
      - foot site NEC I70.235
      - heel I70.234
      - lower leg NEC I70.238
      - midfoot I70.234
      - thigh I70.231
  - specified type NEC I70.291
- specified type NEC I70.299
- specified site NEC I70.208
  - with
    - gangrene (and intermittent claudication, rest pain and ulcer) I70.268
    - intermittent claudication I70.218
    - rest pain (and intermittent claudication) I70.228
    - ulceration (and intermittent claudication and rest pain) I70.25
  - specified type NEC I70.298
- generalized I70.91
- heart (disease) — *see* Arteriosclerosis, coronary (artery)
- kidney — *see* Hypertension, kidney
- medial — *see* Arteriosclerosis, extremities
- mesenteric (artery) K55.1
- Mönckeberg's — *see* Arteriosclerosis, extremities
- myocarditis I51.4
- peripheral (of extremities) — *see* Arteriosclerosis, extremities
- pulmonary (idiopathic) I27.0
- renal (arterioles) (*see also* Hypertension, kidney)

- artery I70.1
- retina (vascular) I70.8 *[H35.0 ☑]*
- specified artery NEC I70.8
- spinal (cord) G95.19
- vertebral (artery) I67.2
  - with infarction — *see* Occlusion, artery, vertebral, with infarction

Arteriospasm I73.9

Arteriovenous — *see* condition

Arteritis I77.6

- allergic M31.0
- aorta (nonsyphilitic) I77.6
  - syphilitic A52.02
- aortic arch M31.4
- brachiocephalic M31.4
- brain I67.7
  - syphilitic A52.04
- cerebral I67.7
  - in
    - diseases classified elsewhere I68.2
    - systemic lupus erythematosus M32.19
  - listerial A32.89
  - syphilitic A52.04
  - tuberculous A18.89
- coronary (artery) I25.89
  - rheumatic I01.8
    - chronic I09.89
  - syphilitic A52.06
- cranial (left) (right), giant cell M31.6
- deformans — *see* Arteriosclerosis
- giant cell NEC M31.6
  - with polymyalgia rheumatica M31.5
- necrosing or necrotizing M31.9

- necrosing or necrotizing M31.9
  - specified NEC M31.8
- nodosa M30.0
- obliterans — *see* Arteriosclerosis
- pulmonary I28.8
- rheumatic — *see* Fever, rheumatic
- senile — *see* Arteriosclerosis
- suppurative I77.2
- syphilitic (general) A52.09
  - brain A52.04
  - coronary A52.06
  - spinal A52.09
- temporal, giant cell M31.6
- young female aortic arch syndrome M31.4

Artery, arterial (*see also* condition)
- abscess I77.89
- single umbilical Q27.0

Arthralgia (allergic) (*see also* Pain, joint)
- in caisson disease T70.3 ☑
- temporomandibular M26.62 ☑

Arthritis, arthritic (acute) (chronic) (nonpyogenic) (subacute) M19.90
- allergic — *see* Arthritis, specified form NEC
- ankylosing (crippling) (spine) (*see also* Spondylitis, ankylosing)
  - sites other than spine — *see* Arthritis, specified form NEC
- atrophic — *see* Osteoarthritis
  - spine — *see* Spondylitis, ankylosing
- back — *see* Spondylopathy, inflammatory
- blennorrhagic (gonococcal) A54.42
- Charcot's — *see* Arthropathy, neuropathic
  - diabetic — *see* Diabetes, arthropathy, neuropathic
  - syringomyelic G95.0

- chylous (filarial) (*see also* category M01 ☑) B74.9
- climacteric (any site) NEC — *see* Arthritis, specified form NEC
- crystal (-induced) — *see* Arthritis, in, crystals
- deformans — *see* Osteoarthritis
- degenerative — *see* Osteoarthritis
- due to or associated with
  - acromegaly E22.0
  - brucellosis — *see* Brucellosis
  - caisson disease T70.3 ☑
  - diabetes — *see* Diabetes, arthropathy
  - dracontiasis (*see also* category M01 ☑) B72
  - enteritis NEC
    - regional — *see* Enteritis, regional
  - erysipelas (*see also* category M01 ☑) A46
  - erythema
    - epidemic A25.1
    - nodosum L52
  - filariasis NOS B74.9
  - glanders A24.0
  - helminthiasis (*see also* category M01 ☑) B83.9
  - hemophilia D66 *[M36.2]*
  - Henoch- (Schönlein) purpura D69.0 *[M36.4]*
  - human parvovirus (*see also* category M01 ☑) B97.6
  - infectious disease NEC — *see* category M01 ☑
  - leprosy (*see also* category M01 ☑) (*see also* Leprosy) A30.9
  - Lyme disease A69.23
  - mycobacteria (*see also* category M01 ☑) A31.8
  - parasitic disease NEC (*see also* category M01 ☑) B89
  - paratyphoid fever (*see also* category M01 ☑) (*see also* Fever, paratyphoid) A01.4
  - rat bite fever (*see also* category M01 ☑) A25.1
  - regional enteritis — *see* Enteritis, regional
  - respiratory disorder NOS J98.9
  - serum sickness (*see also* Reaction, serum) T80.69 ☑
  - syringomyelia G95.0
  - typhoid fever A01.04

- epidemic erythema A25.1
- facet joint (*see also* Spondylosis) M47.819
- febrile — *see* Fever, rheumatic
- gonococcal A54.42
- gouty (acute) — *see* Gout
- in (due to)
  - acromegaly (*see also* subcategory M14.8 ☑) E22.0
  - amyloidosis (*see also* subcategory M14.8 ☑) E85.4
  - bacterial disease (*see also* subcategory M01 ☑) A49.9
  - Behçet's syndrome M35.2
  - caisson disease (*see also* subcategory M14.8 ☑) T70.3 ☑
  - coliform bacilli (Escherichia coli) — *see* Arthritis, in, pyogenic organism NEC
  - crystals M11.9
    - dicalcium phosphate — *see* Arthritis, in, crystals, specified type NEC
    - hydroxyapatite M11.0 ☑
    - pyrophosphate — *see* Arthritis, in, crystals, specified type NEC
    - specified type NEC M11.80
      - ankle M11.87 ☑
      - elbow M11.82 ☑
      - foot joint M11.87 ☑
      - hand joint M11.84 ☑
      - hip M11.85 ☑
      - knee M11.86 ☑
      - multiple sites M11.89
      - shoulder M11.81 ☑
      - vertebrae M11.88
      - wrist M11.83 ☑
  - dermatoarthritis, lipoid E78.81
  - dracontiasis (dracunculiasis) (*see also* category M01 ☑) B72
  - endocrine disorder NEC (*see also* subcategory M14.8 ☑) E34.9
  - enteritis, infectious NEC (*see also* category M01 ☑) A09

specified organism NEC (*see also* category M01 ☑) A08.8
erythema
multiforme (*see also* subcategory M14.8 ☑) L51.9
nodosum (*see also* subcategory M14.8 ☑) L52
gout — *see* Gout
helminthiasis NEC (*see also* category M01 ☑) B83.9
hemochromatosis (*see also* subcategory M14.8 ☑) E83.118
hemoglobinopathy NEC D58.2 *[M36.3]*
hemophilia NEC D66 *[M36.2]*
Hemophilus influenzae M00.8 ☑ *[B96.3]*
Henoch (-Schönlein) purpura D69.0 *[M36.4]*
hyperparathyroidism NEC (*see also* subcategory M14.8 ☑) E21.3
hypersensitivity reaction NEC T78.49 ☑ *[M36.4]*
hypogammaglobulinemia (*see also* subcategory M14.8 ☑) D80.1
hypothyroidism NEC (*see also* subcategory M14.8 ☑) E03.9
infection — *see* Arthritis, pyogenic or pyemic
spine — *see* Spondylopathy, infective
infectious disease NEC — *see* category M01 ☑
leprosy (*see also* category M01 ☑) A30.9
leukemia NEC C95.9 ☑ *[M36.1]*
lipoid dermatoarthritis E78.81
Lyme disease A69.23
Mediterranean fever, familial (*see also* subcategory M14.8 ☑) M04.1
Meningococcus A39.83
metabolic disorder NEC (*see also* subcategory M14.8 ☑) E88.9
multiple myelomatosis C90.0 ☑ *[M36.1]*
mumps B26.85
mycosis NEC (*see also* category M01 ☑) B49
myelomatosis (multiple) C90.0 ☑ *[M36.1]*
neurological disorder NEC G98.0
ochronosis (*see also* subcategory M14.8 ☑) E70.29
O'nyong-nyong (*see also* category M01 ☑) A92.1

- parasitic disease NEC (*see also* category M01 ☑) B89
- paratyphoid fever (*see also* category M01 ☑) A01.4
- Pseudomonas — *see* Arthritis, pyogenic, bacterial NEC
- psoriasis L40.50
- pyogenic organism NEC — *see* Arthritis, pyogenic, bacterial NEC
- Reiter's disease — *see* Reiter's disease
- respiratory disorder NEC (*see also* subcategory M14.8 ☑) J98.9
- reticulosis, malignant (*see also* subcategory M14.8 ☑) C86.0 ☑
- rubella B06.82
- Salmonella (arizonae) (cholerae-suis) (enteritidis) (typhimurium) A02.23
- sarcoidosis D86.86
- specified bacteria NEC — *see* Arthritis, pyogenic, bacterial NEC
- sporotrichosis B42.82
- syringomyelia G95.0
- thalassemia NEC D56.9 *[M36.3]*
- tuberculosis — *see* Tuberculosis, arthritis
- typhoid fever A01.04
- urethritis, Reiter's — *see* Reiter's disease
- viral disease NEC (*see also* category M01 ☑) B34.9

infectious or infective (*see also* Arthritis, pyogenic or pyemic)
- spine — *see* Spondylopathy, infective

juvenile M08.90
- with systemic onset — *see* Still's disease
- ankle M08.97 ☑
- elbow M08.92 ☑
- foot joint M08.97 ☑
- hand joint M08.94 ☑
- hip M08.95 ☑
- knee M08.96 ☑
- multiple site M08.99
- pauciarticular M08.40

- ankle M08.47 ☑
- elbow M08.42 ☑
- foot joint M08.47 ☑
- hand joint M08.44 ☑
- hip M08.45 ☑
- knee M08.46 ☑
- shoulder M08.41 ☑
- specified site NEC M08.4A
- vertebrae M08.48
- wrist M08.43 ☑

psoriatic L40.54
rheumatoid — *see* Arthritis, rheumatoid, juvenile
shoulder M08.91 ☑
specified site NEC M08.9A
vertebra M08.98
specified type NEC M08.80

- ankle M08.87 ☑
- elbow M08.82 ☑
- foot joint M08.87 ☑
- hand joint M08.84 ☑
- hip M08.85 ☑
- knee M08.86 ☑
- multiple site M08.89
- shoulder M08.81 ☑
- specified joint NEC M08.88
- vertebrae M08.88
- wrist M08.83 ☑

wrist M08.93 ☑
meaning osteoarthritis — *see* Osteoarthritis
meningococcal A39.83
menopausal (any site) NEC — *see* Arthritis, specified form NEC
mutilans (psoriatic) L40.52
mycotic NEC (*see also* category M01 ☑) B49
neuropathic (Charcot) — *see* Arthropathy, neuropathic

- diabetic — *see* Diabetes, arthropathy, neuropathic
- nonsyphilitic NEC G98.0
- syringomyelic G95.0

ochronotic (*see also* subcategory M14.8 ☑) E70.29
palindromic (any site) — *see* Rheumatism, palindromic
pneumococcal M00.10
- ankle M00.17 ☑
- elbow M00.12 ☑
- foot joint — *see* Arthritis, pneumococcal, ankle
- hand joint M00.14 ☑
- hip M00.15 ☑
- knee M00.16 ☑
- multiple site M00.19
- shoulder M00.11 ☑
- vertebra M00.18
- wrist M00.13 ☑

postdysenteric — *see* Arthropathy, postdysenteric
postmeningococcal A39.84
postrheumatic, chronic — *see* Arthropathy, postrheumatic, chronic
primary progressive (*see also* Arthritis, specified form NEC)
- spine — *see* Spondylitis, ankylosing

psoriatic L40.50
purulent (any site except spine) — *see* Arthritis, pyogenic or pyemic
- spine — *see* Spondylopathy, infective

pyogenic or pyemic (any site except spine) M00.9
- bacterial NEC M00.80
  - ankle M00.87 ☑
  - elbow M00.82 ☑
  - foot joint — *see* Arthritis, pyogenic, bacterial NEC, ankle
  - hand joint M00.84 ☑
  - hip M00.85 ☑
  - knee M00.86 ☑
  - multiple site M00.89
  - shoulder M00.81 ☑
  - vertebra M00.88
  - wrist M00.83 ☑

- pneumococcal — *see* Arthritis, pneumococcal
- spine — *see* Spondylopathy, infective
- staphylococcal — *see* Arthritis, staphylococcal
- streptococcal — *see* Arthritis, streptococcal NEC
  - pneumococcal — *see* Arthritis, pneumococcal
- reactive — *see* Reiter's disease
- rheumatic (*see also* Arthritis, rheumatoid)
  - acute or subacute — *see* Fever, rheumatic
- rheumatoid M06.9
  - with
    - carditis — *see* Rheumatoid, carditis
    - endocarditis — *see* Rheumatoid, carditis
    - heart involvement NEC — *see* Rheumatoid, carditis
    - lung involvement — *see* Rheumatoid, lung
    - myocarditis — *see* Rheumatoid, carditis
    - myopathy — *see* Rheumatoid, myopathy
    - pericarditis — *see* Rheumatoid, carditis
    - polyneuropathy — *see* Rheumatoid, polyneuropathy
    - rheumatoid factor — *see* Arthritis, rheumatoid, seropositive
    - splenoadenomegaly and leukopenia — *see* Felty's syndrome
    - vasculitis — *see* Rheumatoid, vasculitis
    - visceral involvement NEC — *see* Rheumatoid, arthritis, with involvement of organs NEC
  - juvenile (with or without rheumatoid factor) M08.00
    - with systemic onset — *see* Still's disease
    - ankle M08.07 ☑
    - elbow M08.02 ☑
    - foot joint M08.07 ☑
    - hand joint M08.04 ☑
    - hip M08.05 ☑
    - knee M08.06 ☑
    - multiple site M08.09
    - shoulder M08.01 ☑
    - specified site NEC M08.0A
    - vertebra M08.08
    - wrist M08.03 ☑

- seropositive M05.9
  - specified NEC M05.80
    - ankle M05.87 ☑
    - elbow M05.82 ☑
    - foot joint M05.87 ☑
    - hand joint M05.84 ☑
    - hip M05.85 ☑
    - knee M05.86 ☑
    - multiple sites M05.89
    - shoulder M05.81 ☑
    - specified site NEC M05.8A
    - vertebra — *see* Spondylitis, ankylosing
    - wrist M05.83 ☑
  - without organ involvement M05.70
    - ankle M05.77 ☑
    - elbow M05.72 ☑
    - foot joint M05.77 ☑
    - hand joint M05.74 ☑
    - hip M05.75 ☑
    - knee M05.76 ☑
    - multiple sites M05.79
    - shoulder M05.71 ☑
    - specified site NEC M05.7A
    - vertebra — *see* Spondylitis, ankylosing
    - wrist M05.73 ☑
- specified type NEC M06.80
  - ankle M06.87 ☑
  - elbow M06.82 ☑
  - foot joint M06.87 ☑
  - hand joint M06.84 ☑
  - hip M06.85 ☑
  - knee M06.86 ☑

- multiple site M06.89
- shoulder M06.81 ☑
- specified site NEC M06.8A
- vertebra M06.88
- wrist M06.83 ☑

spine — *see* Spondylitis, ankylosing

rubella B06.82

scorbutic (*see also* subcategory M14.8 ☑) E54

senile or senescent — *see* Osteoarthritis

septic (any site except spine) — *see* Arthritis, pyogenic or pyemic

spine — *see* Spondylopathy, infective

serum (nontherapeutic) (therapeutic) — *see* Arthropathy, postimmunization

specified form NEC M13.80

- ankle M13.87 ☑
- elbow M13.82 ☑
- foot joint M13.87 ☑
- hand joint M13.84 ☑
- hip M13.85 ☑
- knee M13.86 ☑
- multiple site M13.89
- shoulder M13.81 ☑
- specified joint NEC M13.88
- wrist M13.83 ☑

spine (*see also* Spondylosis)

- infectious or infective NEC — *see* Spondylopathy, infective
- Marie-Strümpell — *see* Spondylitis, ankylosing
- pyogenic — *see* Spondylopathy, infective
- rheumatoid — *see* Spondylitis, ankylosing
- traumatic (old) — *see* Spondylopathy, traumatic
- tuberculous A18.01

staphylococcal M00.00

- ankle M00.07 ☑
- elbow M00.02 ☑
- foot joint — *see* Arthritis, staphylococcal, ankle
- hand joint M00.04 ☑
- hip M00.05 ☑
- knee M00.06 ☑
- multiple site M00.09
- shoulder M00.01 ☑
- vertebra M00.08
- wrist M00.03 ☑

streptococcal NEC M00.20

- ankle M00.27 ☑
- elbow M00.22 ☑
- foot joint — *see* Arthritis, streptococcal, ankle
- hand joint M00.24 ☑
- hip M00.25 ☑
- knee M00.26 ☑
- multiple site M00.29
- shoulder M00.21 ☑
- vertebra M00.28
- wrist M00.23 ☑

suppurative — *see* Arthritis, pyogenic or pyemic

syphilitic (late) A52.16

- congenital A50.55 *[M12.80]*

syphilitica deformans (Charcot) A52.16

temporomandibular joint M26.64 ☑

toxic of menopause (any site) — *see* Arthritis, specified form NEC

transient — *see* Arthropathy, specified form NEC

traumatic (chronic) — *see* Arthropathy, traumatic

tuberculous A18.02

- spine A18.01

- uratic — *see* Gout
- urethritica (Reiter's) — *see* Reiter's disease
- vertebral — *see* Spondylopathy, inflammatory
- villous (any site) — *see* Arthropathy, specified form NEC

Arthrocele — *see* Effusion, joint
Arthrodesis status Z98.1
Arthrodynia (*see also* Pain, joint)
Arthrodysplasia Q74.9
Arthrofibrosis, joint — *see* Ankylosis
Arthrogryposis (congenital) Q68.8
- multiplex congenita Q74.3

Arthrokatadysis M24.7
Arthropathy (*see also* Arthritis) M12.9
- Charcot's — *see* Arthropathy, neuropathic
  - diabetic — *see* Diabetes, arthropathy, neuropathic
  - syringomyelic G95.0
- cricoarytenoid J38.7
- crystal (-induced) — *see* Arthritis, in, crystals
- diabetic NEC — *see* Diabetes, arthropathy
- distal interphalangeal, psoriatic L40.51
- enteropathic M07.60
  - ankle M07.67 ☑
  - elbow M07.62 ☑
  - foot joint M07.67 ☑
  - hand joint M07.64 ☑
  - hip M07.65 ☑
  - knee M07.66 ☑
  - multiple site M07.69
  - shoulder M07.61 ☑
  - vertebra M07.68
  - wrist M07.63 ☑

- facet joint (*see also* Spondylosis) M47.819
- following intestinal bypass M02.00
  - ankle M02.07 ☑
  - elbow M02.02 ☑
  - foot joint M02.07 ☑
  - hand joint M02.04 ☑
  - hip M02.05 ☑
  - knee M02.06 ☑
  - multiple site M02.09
  - shoulder M02.01 ☑
  - vertebra M02.08
  - wrist M02.03 ☑
- gouty (*see also* Gout)
  - in (due to)
    - Lesch-Nyhan syndrome E79.1 *[M14.8 ☑]*
    - sickle-cell disorders D57 ☑ *[M14.8 ☑]*
- hemophilic NEC D66 *[M36.2]*
  - in (due to)
    - hyperparathyroidism NEC E21.3 *[M14.8 ☑]*
    - metabolic disease NOS E88.9 *[M14.8 ☑]*
- in (due to)
  - acromegaly E22.0 *[M14.8 ☑]*
  - amyloidosis E85.4 *[M14.8 ☑]*
  - blood disorder NOS D75.9 *[M36.3]*
  - diabetes — *see* Diabetes, arthropathy
  - endocrine disease NOS E34.9 *[M14.8 ☑]*
  - erythema
    - multiforme L51.9 *[M14.8 ☑]*
    - nodosum L52 *[M14.8 ☑]*

- hemochromatosis E83.118 *[M14.8 ☑]*
- hemoglobinopathy NEC D58.2 *[M36.3]*
- hemophilia NEC D66 *[M36.2]*
- Henoch-Schönlein purpura D69.0 *[M36.4]*
- hyperthyroidism E05.90 *[M14.8 ☑]*
- hypothyroidism E03.9 *[M14.8 ☑]*
- infective endocarditis I33.0 *[M12.80]*
- leukemia NEC C95.9 ☑ *[M36.1]*
- malignant histiocytosis C96.A *[M36.1]*
- metabolic disease NOS E88.9 *[M14.8 ☑]*
- multiple myeloma C90.0 ☑ *[M36.1]*
- neoplastic disease NOS (*see also* Neoplasm) D49.9 *[M36.1]*
- nutritional deficiency (*see also* subcategory M14.8 ☑) E63.9
- psoriasis NOS L40.50
- sarcoidosis D86.86
- syphilis (late) A52.77
  - congenital A50.55 *[M12.80]*
- thyrotoxicosis (*see also* subcategory M14.8 ☑) E05.90
- ulcerative colitis NEC K51.90 *[M07.6 ☑]*
- viral hepatitis (postinfectious) NEC B19.9 *[M12.80]*
- Whipple's disease (*see also* subcategory M14.8 ☑) K90.81

Jaccoud — *see* Arthropathy, postrheumatic, chronic

juvenile — *see* Arthritis, juvenile

- psoriatic L40.54

mutilans (psoriatic) L40.52

neuropathic (Charcot) M14.60

- ankle M14.67 ☑
- diabetic — *see* Diabetes, arthropathy, neuropathic
- elbow M14.62 ☑
- foot joint M14.67 ☑
- hand joint M14.64 ☑
- hip M14.65 ☑

- knee M14.66 ☑
- multiple site M14.69
- nonsyphilitic NEC G98.0
- shoulder M14.61 ☑
- syringomyelic G95.0
- vertebra M14.68
- wrist M14.63 ☑

osteopulmonary — *see* Osteoarthropathy, hypertrophic, specified NEC

postdysenteric M02.10

- ankle M02.17 ☑
- elbow M02.12 ☑
- foot joint M02.17 ☑
- hand joint M02.14 ☑
- hip M02.15 ☑
- knee M02.16 ☑
- multiple site M02.19
- shoulder M02.11 ☑
- vertebra M02.18
- wrist M02.13 ☑

postimmunization M02.20

- ankle M02.27 ☑
- elbow M02.22 ☑
- foot joint M02.27 ☑
- hand joint M02.24 ☑
- hip M02.25 ☑
- knee M02.26 ☑
- multiple site M02.29
- shoulder M02.21 ☑
- vertebra M02.28
- wrist M02.23 ☑

postinfectious NEC B99 ☑ *[M12.80]*

- in (due to)

- enteritis due to Yersinia enterocolitica A04.6 *[M12.80]*
- syphilis A52.77
- viral hepatitis NEC B19.9 *[M12.80]*

postrheumatic, chronic (Jaccoud) M12.00
- ankle M12.07 ☑
- elbow M12.02 ☑
- foot joint M12.07 ☑
- hand joint M12.04 ☑
- hip M12.05 ☑
- knee M12.06 ☑
- multiple site M12.09
- shoulder M12.01 ☑
- specified joint NEC M12.08
- vertebrae M12.08
- wrist M12.03 ☑

psoriatic NEC L40.59
- interphalangeal, distal L40.51

reactive M02.9
- in (due to)
  - infective endocarditis I33.0 *[M02.9]*
- specified type NEC M02.80
  - ankle M02.87 ☑
  - elbow M02.82 ☑
  - foot joint M02.87 ☑
  - hand joint M02.84 ☑
  - hip M02.85 ☑
  - knee M02.86 ☑
  - multiple site M02.89
  - shoulder M02.81 ☑
  - vertebra M02.88
  - wrist M02.83 ☑

- specified form NEC M12.80
  - ankle M12.87 ☑
  - elbow M12.82 ☑
  - foot joint M12.87 ☑
  - hand joint M12.84 ☑
  - hip M12.85 ☑
  - knee M12.86 ☑
  - multiple site M12.89
  - shoulder M12.81 ☑
  - specified joint NEC M12.88
  - vertebrae M12.88
  - wrist M12.83 ☑
- syringomyelic G95.0
- tabes dorsalis A52.16
- tabetic A52.16
- temporomandibular joint M26.65 ☑
- transient — *see* Arthropathy, specified form NEC
- traumatic M12.50
  - ankle M12.57 ☑
  - elbow M12.52 ☑
  - foot joint M12.57 ☑
  - hand joint M12.54 ☑
  - hip M12.55 ☑
  - knee M12.56 ☑
  - multiple site M12.59
  - shoulder M12.51 ☑
  - specified joint NEC M12.58
  - vertebrae M12.58
  - wrist M12.53 ☑

Arthropyosis — *see* Arthritis, pyogenic or pyemic

Arthrosis (deformans) (degenerative) (localized) (*see also* Osteoarthritis) M19.90

- spine — *see* Spondylosis

- **Arthus'** phenomenon or reaction T78.41 ☑
  - due to
    - drug — *see* Table of Drugs and Chemicals, by drug
- **Articular** — *see* condition
- **Articulation,** reverse (teeth) M26.24
- **Artificial**
  - insemination complication — *see* Complications, artificial, fertilization
  - opening status (functioning) (without complication) Z93.9
    - anus (colostomy) Z93.3
    - colostomy Z93.3
    - cystostomy Z93.50
      - appendico-vesicostomy Z93.52
      - cutaneous Z93.51
      - specified NEC Z93.59
    - enterostomy Z93.4
    - gastrostomy Z93.1
    - ileostomy (ileal pouch) (Kock pouch) Z93.2
    - intestinal tract NEC Z93.4
    - jejunostomy Z93.4
    - nephrostomy Z93.6
    - specified site NEC Z93.8
    - tracheostomy Z93.0
    - ureterostomy Z93.6
    - urethrostomy Z93.6
    - urinary tract NEC Z93.6
    - vagina Z93.8
  - vagina status Z93.8
- **Arytenoid** — *see* condition
- **Asadollahi-Rauch** syndrome Q87.85
- **Asbestosis** (occupational) J61
- **ASC-H** (atypical squamous cells cannot exclude high grade squamous intraepithelial lesion on cytologic smear)

- anus R85.611
- cervix R87.611
- vagina R87.621

ASC-US (atypical squamous cells of undetermined significance on cytologic smear)
- anus R85.610
- cervix R87.610
- vagina R87.620

Ascariasis B77.9
- with
  - complications NEC B77.89
  - intestinal complications B77.0
  - pneumonia, pneumonitis B77.81

Ascaridosis, ascaridiasis — *see* Ascariasis

Ascaris (infection) (infestation) (lumbricoides) — *see* Ascariasis

Ascending — *see* condition

Aschoff's bodies — *see* Myocarditis, rheumatic

Ascites (abdominal) R18.8
- cardiac (*see also* Failure, heart, right) I50.810
- chylous (nonfilarial) I89.8
  - filarial — *see* Infestation, filarial
- due to
  - cirrhosis, alcoholic K70.31
  - hepatitis (*see also* Hepatitis)
    - alcoholic K70.11
    - chronic active (*see also* Hepatitis, chronic active) K73.2
      - with toxic liver disease K71.51
  - S. japonicum B65.2
- heart (*see also* Failure, heart, right) I50.810
- malignant R18.0
- pseudochylous R18.8
- syphilitic A52.74
- tuberculous A18.31

Aseptic — *see* condition
Asherman's syndrome N85.6
Asialia K11.7
Asiatic cholera — *see* Cholera
Asimultagnosia (simultanagnosia) R48.3
Askin's tumor — *see* Neoplasm, connective tissue, malignant
Asocial personality F60.2
Asomatognosia R41.4
Aspartylglucosaminuria E77.1
Asperger's disease or syndrome F84.5
Aspergilloma — *see* Aspergillosis
Aspergillosis (with pneumonia) B44.9
- bronchopulmonary, allergic B44.81
- disseminated B44.7
- generalized B44.7
- pulmonary NEC B44.1
  - allergic B44.81
  - invasive B44.0
- specified NEC B44.89
- tonsillar B44.2

Aspergillus (flavus) (fumigatus) (infection) (terreus) — *see* Aspergillosis
Aspermatogenesis — *see* Azoospermia
Aspermia (testis) — *see* Azoospermia
Asphyxia, asphyxiation (by) R09.01
- antenatal P84
- birth P84
- bunny bag — *see* Asphyxia, due to, mechanical threat to breathing, trapped in bed clothes
- crushing S28.0 ☑
- drowning T75.1 ☑
- gas, fumes, or vapor — *see* Table of Drugs and Chemicals
- inhalation — *see* Inhalation
- intrauterine P84
- local I73.00

- with gangrene I73.01
- mucus (*see also* Foreign body, respiratory tract, causing, asphyxiation)
- newborn P84
- pathological R09.01
- postnatal P84
  - mechanical — *see* Asphyxia, due to, mechanical threat to breathing
- prenatal P84
- reticularis R23.1
- strangulation — *see* Asphyxia, due to, mechanical threat to breathing
- submersion T75.1 ☑
- traumatic T71.9 ☑
  - due to
    - crushed chest S28.0 ☑
    - foreign body (in) — *see* Foreign body, respiratory tract, causing asphyxia
    - low oxygen content of ambient air T71.20 ☑
      - due to
        - being trapped in
          - low oxygen environment T71.29 ☑
            - in car trunk T71.221 ☑
              - circumstances undetermined T71.224 ☑
              - done with intent to harm by
                - another person T71.223 ☑
                - self T71.222 ☑
            - in refrigerator T71.231 ☑
              - circumstances undetermined T71.234 ☑
              - done with intent to harm by
                - another person T71.233 ☑
                - self T71.232 ☑
        - cave-in T71.21 ☑
    - mechanical threat to breathing (accidental) T71.191 ☑
      - circumstances undetermined T71.194 ☑
      - done with intent to harm by

- another person T71.193 ☑
- self T71.192 ☑
- hanging T71.161 ☑
  - circumstances undetermined T71.164 ☑
  - done with intent to harm by
    - another person T71.163 ☑
    - self T71.162 ☑
- plastic bag T71.121 ☑
  - circumstances undetermined T71.124 ☑
  - done with intent to harm by
    - another person T71.123 ☑
    - self T71.122 ☑
- smothering
  - in furniture T71.151 ☑
    - circumstances undetermined T71.154 ☑
    - done with intent to harm by
      - another person T71.153 ☑
      - self T71.152 ☑
  - under
    - another person's body T71.141 ☑
      - circumstances undetermined T71.144 ☑
      - done with intent to harm T71.143 ☑
    - pillow T71.111 ☑
      - circumstances undetermined T71.114 ☑
      - done with intent to harm by
        - another person T71.113 ☑
        - self T71.112 ☑
- trapped in bed clothes T71.131 ☑
  - circumstances undetermined T71.134 ☑
  - done with intent to harm by

- another person T71.133 ☑
- self T71.132 ☑

vomiting, vomitus — *see* Foreign body, respiratory tract, causing asphyxia

Aspiration

- amniotic (clear) fluid (newborn) P24.10
  - with
    - pneumonia (pneumonitis) P24.11
    - respiratory symptoms P24.11
- blood
  - newborn (without respiratory symptoms) P24.20
    - with
      - pneumonia (pneumonitis) P24.21
      - respiratory symptoms P24.21
  - specified age NEC — *see* Foreign body, respiratory tract
- bronchitis J69.0
- food or foreign body — *see* Foreign body, by site
- liquor (amnii) (newborn) P24.10
  - with
    - pneumonia (pneumonitis) P24.11
    - respiratory symptoms P24.11
- meconium (newborn) (without respiratory symptoms) P24.00
  - with
    - pneumonitis (pneumonitis) P24.01
    - respiratory symptoms P24.01
- milk (newborn) (without respiratory symptoms) P24.30
  - with
    - pneumonia (pneumonitis) P24.31
    - respiratory symptoms P24.31
  - specified age NEC — *see* Foreign body, respiratory tract
- mucus (*see also* Foreign body, by site, causing asphyxia)
  - newborn P24.10
    - with

- pneumonia (pneumonitis) P24.11
- respiratory symptoms P24.11

- neonatal P24.9
  - specific NEC (without respiratory symptoms) P24.80
    - with
      - pneumonia (pneumonitis) P24.81
      - respiratory symptoms P24.81
- newborn P24.9
  - specific NEC (without respiratory symptoms) P24.80
    - with
      - pneumonia (pneumonitis) P24.81
      - respiratory symptoms P24.81
- pneumonia J69.0
- pneumonitis J69.0
- syndrome of newborn — *see* Aspiration, by substance, with pneumonia
- vernix caseosa (newborn) P24.80
  - with
    - pneumonia (pneumonitis) P24.81
    - respiratory symptoms P24.81
- vomitus (*see also* Foreign body, respiratory tract)
  - newborn (without respiratory symptoms) P24.30
    - with
      - pneumonia (pneumonitis) P24.31
      - respiratory symptoms P24.31

Asplenia (congenital) Q89.01
- functional D73.0
- postsurgical Z90.81

Assam fever B55.0

Assault, sexual — *see* Maltreatment

Assmann's focus NEC A15.0

Astasia (-abasia) (hysterical) F44.4

Asteatosis cutis L85.3

Astereognosia, astereognosis R48.1

Asterixis R27.8

- in liver disease K71.3

Asteroid hyalitis — *see* Deposit, crystalline

Asthenia, asthenic R53.1
- cardiac (*see also* Failure, heart) I50.9
  - psychogenic F45.8
- cardiovascular (*see also* Failure, heart) I50.9
  - psychogenic F45.8
- heart (*see also* Failure, heart) I50.9
  - psychogenic F45.8
- hysterical F44.4
- myocardial (*see also* Failure, heart) I50.9
  - psychogenic F45.8
- nervous F48.8
- neurocirculatory F45.8
- neurotic F48.8
- psychogenic F48.8
- psychoneurotic F48.8
- psychophysiologic F48.8
- reaction (psychophysiologic) F48.8
- senile R54

Asthenopia (*see also* Discomfort, visual)
- hysterical F44.6
- psychogenic F44.6

Asthenospermia — *see* Abnormal, specimen, male genital organs

Asthma, asthmatic (bronchial) (catarrh) (spasmodic) J45.909
- with
  - chronic obstructive bronchitis J44.89
    - with
      - acute lower respiratory infection J44.0
      - exacerbation (acute) J44.1
  - chronic obstructive pulmonary disease J44.89
    - with

- acute lower respiratory infection J44.0
- exacerbation (acute) J44.1

exacerbation (acute) J45.901
hay fever — *see* Asthma, allergic extrinsic
rhinitis, allergic — *see* Asthma, allergic extrinsic
status asthmaticus J45.902

allergic extrinsic J45.909
with
- exacerbation (acute) J45.901
- status asthmaticus J45.902

atopic — *see* Asthma, allergic extrinsic
cardiac — *see* Failure, ventricular, left
cardiobronchial I50.1
childhood J45.909
with
- exacerbation (acute) J45.901
- status asthmaticus J45.902

chronic obstructive J44.89
with
- acute lower respiratory infection J44.0
- exacerbation (acute) J44.1

collier's J60
cough variant J45.991
detergent J69.8
due to
- detergent J69.8
- inhalation of fumes J68.3

eosinophilic J82.83
extrinsic, allergic — *see* Asthma, allergic extrinsic
grinder's J62.8
hay — *see* Asthma, allergic extrinsic
heart I50.1
idiosyncratic — *see* Asthma, nonallergic
intermittent (mild) J45.20

- with
  - exacerbation (acute) J45.21
  - status asthmaticus J45.22
- intrinsic, nonallergic — *see* Asthma, nonallergic
- Kopp's E32.8
- late-onset J45.909
  - with
    - exacerbation (acute) J45.901
    - status asthmaticus J45.902
- mild intermittent J45.20
  - with
    - exacerbation (acute) J45.21
    - status asthmaticus J45.22
- mild persistent J45.30
  - with
    - exacerbation (acute) J45.31
    - status asthmaticus J45.32
- Millar's (laryngismus stridulus) J38.5
- miner's J60
- mixed J45.909
  - with
    - exacerbation (acute) J45.901
    - status asthmaticus J45.902
- moderate persistent J45.40
  - with
    - exacerbation (acute) J45.41
    - status asthmaticus J45.42
- nervous — *see* Asthma, nonallergic
- nonallergic (intrinsic) J45.909
  - with

- exacerbation (acute) J45.901
- status asthmaticus J45.902

persistent
- mild J45.30
  - with
    - exacerbation (acute) J45.31
    - status asthmaticus J45.32
- moderate J45.40
  - with
    - exacerbation (acute) J45.41
    - status asthmaticus J45.42
- severe J45.50
  - with
    - exacerbation (acute) J45.51
    - status asthmaticus J45.52

platinum J45.998
pneumoconiotic NEC J64
potter's J62.8
predominantly allergic J45.909
psychogenic F54
pulmonary eosinophilic J82.83
red cedar J67.8
Rostan's I50.1
sandblaster's J62.8
sequoiosis J67.8
severe persistent J45.50
- with
  - exacerbation (acute) J45.51
  - status asthmaticus J45.52

specified NEC J45.998
stonemason's J62.8
thymic E32.8
tuberculous — *see* Tuberculosis, pulmonary
Wichmann's (laryngismus stridulus) J38.5
wood J67.8

- **Astigmatism** (compound) (congenital) H52.20 ☑
  - irregular H52.21 ☑
  - regular H52.22 ☑
- **Astraphobia** F40.220
- **Astroblastoma**
  - specified site — *see* Neoplasm, malignant, by site
  - unspecified site C71.9
- **Astrocytoma** (cystic)
  - anaplastic
    - specified site — *see* Neoplasm, malignant, by site
    - unspecified site C71.9
  - fibrillary
    - specified site — *see* Neoplasm, malignant, by site
    - unspecified site C71.9
  - fibrous
    - specified site — *see* Neoplasm, malignant, by site
    - unspecified site C71.9
  - gemistocytic
    - specified site — *see* Neoplasm, malignant, by site
    - unspecified site C71.9
  - juvenile
    - specified site — *see* Neoplasm, malignant, by site
    - unspecified site C71.9
  - pilocytic
    - specified site — *see* Neoplasm, malignant, by site
    - unspecified site C71.9
  - piloid
    - specified site — *see* Neoplasm, malignant, by site
    - unspecified site C71.9
  - protoplasmic
    - specified site — *see* Neoplasm, malignant, by site
    - unspecified site C71.9

- specified site NEC — *see* Neoplasm, malignant, by site
- subependymal D43.2
  - giant cell
    - specified site — *see* Neoplasm, uncertain behavior, by site
    - unspecified site D43.2
  - specified site — *see* Neoplasm, uncertain behavior, by site
  - unspecified site D43.2
- unspecified site C71.9

Astroglioma
- specified site — *see* Neoplasm, malignant, by site
- unspecified site C71.9

Asymbolia R48.8

Asymmetry (*see also* Distortion)
- between native and reconstructed breast N65.1
- face Q67.0
- jaw (lower) — *see* Anomaly, dentofacial, jaw-cranial base relationship, asymmetry

Asynergia, asynergy R27.8
- ventricular I51.89

Asystole (heart) — *see* Arrest, cardiac

At risk
- for
  - dental caries Z91.849
    - high Z91.843
    - low Z91.841
    - moderate Z91.842
  - falling Z91.81
  - feeling loneliness Z65.8
  - social isolation Z91.89

Ataxia, ataxy, ataxic R27.0

- acute R27.8
- autosomal recessive Friedreich G11.11
- brain (hereditary) G11.9
- cerebellar (hereditary) G11.9
  - with defective DNA repair G11.3
  - alcoholic G31.2
  - early-onset G11.10
  - with
    - essential tremor G11.19
    - myoclonus [Hunt's ataxia] G11.19
    - retained tendon reflexes G11.19
  - in
    - alcoholism G31.2
    - myxedema E03.9 *[G13.2]*
    - neoplastic disease (*see also* Neoplasm) D49.9 *[G32.81]*
    - specified disease NEC G32.81
  - late-onset (Marie's) G11.2
- cerebral (hereditary) G11.9
- congenital nonprogressive G11.0
- family, familial — *see* Ataxia, hereditary
- following
  - cerebrovascular disease I69.993
    - cerebral infarction I69.393
    - intracerebral hemorrhage I69.193
    - nontraumatic intracranial hemorrhage NEC I69.293
    - specified disease NEC I69.893
    - subarachnoid hemorrhage I69.093
- Friedreich's (heredofamilial) (cerebellar) (spinal) (with retained reflexes) G11.11
- gait R26.0
  - hysterical F44.4
- general R27.8
- gluten M35.9 *[G32.81]*

with celiac disease K90.0 *[G32.81]*
hereditary G11.9
with neuropathy G60.2
cerebellar — *see* Ataxia, cerebellar
spastic G11.4
specified NEC G11.8
spinal (Friedreich's) G11.11
heredofamilial — *see* Ataxia, hereditary
Hunt's G11.19
hysterical F44.4
locomotor (progressive) (syphilitic) (partial) (spastic) A52.11
diabetic — *see* Diabetes, ataxia
Marie's (cerebellar) (heredofamilial) (late- onset) G11.2
nonorganic origin F44.4
nonprogressive, congenital G11.0
psychogenic F44.4
Roussy-Lévy G60.0
Sanger-Brown's (hereditary) G11.2
spastic hereditary G11.4
spinal
hereditary (Friedreich's) G11.11
progressive (syphilitic) A52.11
spinocerebellar, X-linked recessive G11.19
telangiectasia (Louis-Bar) G11.3
Ataxia-telangiectasia (Louis-Bar) G11.3
Atelectasis (massive) (partial) (pressure) (pulmonary) J98.11
newborn P28.10
due to resorption P28.11
partial P28.19
primary P28.0
secondary P28.19

- primary (newborn) P28.0
- tuberculous — *see* Tuberculosis, pulmonary

Atelocardia Q24.9

Atelomyelia Q06.1

Atheroembolism
- of
  - extremities
    - lower I75.02 ☑
    - upper I75.01 ☑
  - kidney I75.81
  - specified NEC I75.89

Atheroma, atheromatous (*see also* Arteriosclerosis) I70.90
- aorta, aortic I70.0
  - valve (*see also* Endocarditis, aortic) I35.8
- aorto-iliac I70.0
- artery — *see* Arteriosclerosis
- basilar (artery) I67.2
- carotid (artery) (common) (internal) I67.2
- cerebral (arteries) I67.2
- coronary (artery) I25.10
  - with angina pectoris — *see* Arteriosclerosis, coronary (artery),
- degeneration — *see* Arteriosclerosis
- heart, cardiac — *see* Disease, heart, ischemic, atherosclerotic
- mitral (valve) I34.89
- myocardium, myocardial — *see* Disease, heart, ischemic, atherosclerotic
- pulmonary valve (heart) (*see also* Endocarditis, pulmonary) I37.8
- tricuspid (heart) (valve) I36.8
- valve, valvular — *see* Endocarditis
- vertebral (artery) I67.2

Atheromatosis — *see* Arteriosclerosis

Atherosclerosis (*see also* Arteriosclerosis)
- coronary

- artery I25.10
  - with angina pectoris — *see* Arteriosclerosis, coronary (artery), due to
    - calcified coronary lesion (severely) I25.84
    - lipid rich plaque I25.83
- transplanted heart I25.811
  - bypass graft I25.812
    - with angina pectoris — *see* Arteriosclerosis, coronary (artery),
  - native coronary artery I25.811
    - with angina pectoris — *see* Arteriosclerosis, coronary (artery),

Athetosis (acquired) R25.8
- bilateral (congenital) G80.3
- congenital (bilateral) (double) G80.3
- double (congenital) G80.3
- unilateral R25.8

Athlete's
- foot B35.3
- heart I51.7

Athrepsia E41

Athyrea (acquired) (*see also* Hypothyroidism)
- congenital E03.1

Atonia, atony, atonic
- bladder (sphincter) (neurogenic) N31.2
- capillary I78.8
- cecum K59.89
  - psychogenic F45.8
- colon — *see* Atony, intestine
- congenital P94.2
- esophagus K22.89
- intestine K59.89
  - psychogenic F45.8

- psychogenic F45.8
- stomach K31.89
  - neurotic or psychogenic F45.8
- uterus (during labor) O62.2
  - with hemorrhage (postpartum) O72.1
  - postpartum (with hemorrhage) O72.1
    - without hemorrhage O75.89

Atopy — *see* History, allergy

Atransferrinemia, congenital E88.09

Atresia, atretic

- alimentary organ or tract NEC Q45.8
  - upper Q40.8
- ani, anus, anal (canal) Q42.3
  - with fistula Q42.2
- aorta (ring) Q25.29
- aortic (orifice) (valve) Q23.0
  - arch Q25.21
  - congenital with hypoplasia of ascending aorta and defective development of left ventricle (with mitral stenosis) Q23.4
  - in hypoplastic left heart syndrome Q23.4
- aqueduct of Sylvius Q03.0
  - with spina bifida — *see* Spina bifida, with hydrocephalus
- artery NEC Q27.8
  - cerebral Q28.3
  - coronary Q24.5
  - digestive system Q27.8
  - eye Q15.8
  - lower limb Q27.8
  - pulmonary Q25.5
  - specified site NEC Q27.8
  - umbilical Q27.0
  - upper limb Q27.8
- auditory canal (external) Q16.1
- bile duct (common) (congenital) (hepatic) Q44.2

- acquired — *see* Obstruction, bile duct
- bladder (neck) Q64.39
  - obstruction Q64.31
- bronchus Q32.4
- cecum Q42.8
- cervix (acquired) N88.2
  - congenital Q51.828
  - in pregnancy or childbirth — *see* Anomaly, cervix, in pregnancy or childbirth
    - causing obstructed labor O65.5
- choana Q30.0
- colon Q42.9
  - specified NEC Q42.8
- common duct Q44.2
- cricoid cartilage Q31.8
- cystic duct Q44.2
  - acquired K82.8
    - with obstruction K82.0
- digestive organs NEC Q45.8
- duodenum Q41.0
- ear canal Q16.1
- ejaculatory duct Q55.4
- epiglottis Q31.8
- esophagus Q39.0
  - with tracheoesophageal fistula Q39.1
- eustachian tube Q17.8
- fallopian tube (congenital) Q50.6
  - acquired N97.1
- follicular cyst N83.0 ☑
- foramen of
  - Luschka Q03.1
    - with spina bifida — *see* Spina bifida, with hydrocephalus

- Magendie Q03.1
  - with spina bifida — *see* Spina bifida, with hydrocephalus
- gallbladder Q44.1
- genital organ
  - external
    - female Q52.79
    - male Q55.8
  - internal
    - female Q52.8
    - male Q55.8
- glottis Q31.8
- gullet Q39.0
  - with tracheoesophageal fistula Q39.1
- heart valve NEC Q24.8
  - pulmonary Q22.0
  - tricuspid Q22.4
- hymen Q52.3
  - acquired (postinfective) N89.6
- ileum Q41.2
- intestine (small) Q41.9
  - large Q42.9
    - specified NEC Q42.8
- iris, filtration angle Q15.0
- jejunum Q41.1
- lacrimal apparatus Q10.4
- larynx Q31.8
- meatus urinarius Q64.33
- mitral valve Q23.2
  - in hypoplastic left heart syndrome Q23.4
- nares (anterior) (posterior) Q30.0
- nasopharynx Q34.8
- nose, nostril Q30.0

- acquired J34.89
- organ or site NEC Q89.89
- osseous meatus (ear) Q16.1
- oviduct (congenital) Q50.6
  - acquired N97.1
- parotid duct Q38.4
  - acquired K11.8
- pulmonary (artery) Q25.5
  - valve Q22.0
- pulmonic Q22.0
- pupil Q13.2
- rectum Q42.1
  - with fistula Q42.0
- salivary duct Q38.4
  - acquired K11.8
- sublingual duct Q38.4
  - acquired K11.8
- submandibular duct Q38.4
  - acquired K11.8
- submaxillary duct Q38.4
  - acquired K11.8
- thyroid cartilage Q31.8
- trachea Q32.1
- tricuspid valve Q22.4
- ureter Q62.10
  - pelvic junction Q62.11
  - vesical orifice Q62.12
- ureteropelvic junction Q62.11
- ureterovesical orifice Q62.12
- urethra (valvular) Q64.39
  - stricture Q64.32
- urinary tract NEC Q64.8
- uterus Q51.818

- acquired N85.8
- vagina (congenital) Q52.4
  - acquired (postinfectional) (senile) N89.5
- vas deferens Q55.3
- vascular NEC Q27.8
  - cerebral Q28.3
  - digestive system Q27.8
  - lower limb Q27.8
  - specified site NEC Q27.8
  - upper limb Q27.8
- vein NEC Q27.8
  - digestive system Q27.8
  - great Q26.8
  - lower limb Q27.8
  - portal Q26.5
  - pulmonary Q26.4
    - partial Q26.3
    - total Q26.2
  - specified site NEC Q27.8
  - upper limb Q27.8
- vena cava (inferior) (superior) Q26.8
- vesicourethral orifice Q64.31
- vulva Q52.79
  - acquired N90.5

Atrichia, atrichosis — *see* Alopecia

Atrophia (*see also* Atrophy)

- cutis senilis L90.8
  - due to radiation L57.8
- gyrata of choroid and retina H31.23
- senilis R54
  - dermatological L90.8
    - due to radiation (nonionizing) (solar) L57.8
- unguium L60.3

- congenita Q84.6

Atrophie blanche (en plaque) (de Milian) L95.0

Atrophoderma, atrophodermia (of) L90.9

- diffusum (idiopathic) L90.4
- maculatum L90.8
  - et striatum L90.8
    - due to syphilis A52.79
  - syphilitic A51.39
- neuriticum L90.8
- Pasini and Pierini L90.3
- pigmentosum Q82.1
- reticulatum symmetricum faciei L66.4
- senile L90.8
  - due to radiation (nonionizing) (solar) L57.8
- vermiculata (cheeks) L66.4

Atrophy, atrophic (of)

- adrenal (capsule) (gland) E27.49
  - primary (autoimmune) E27.1
- alveolar process or ridge (edentulous) K08.20
- anal sphincter (disuse) N81.84
- appendix K38.8
- arteriosclerotic — *see* Arteriosclerosis
- bile duct (common) (hepatic) K83.8
- bladder N32.89
  - neurogenic N31.8
- blanche (en plaque) (of Milian) L95.0
- bone (senile) NEC (*see also* Disorder, bone, specified type NEC)
  - due to
    - tabes dorsalis (neurogenic) A52.11
- brain (cortex) (progressive) G31.9
  - frontotemporal circumscribed (*see also* Dementia, in, diseases specified elsewhere) G31.01 *[F02.80]*

- frontotemporal circumscribed (*see also* Dementia, in, diseases specified elsewhere) G31.01 *[F02.80]*
  - with behavioral disturbance (*see also* Dementia, in, diseases specified elsewhere) G31.01 *[F02.81* ☑*]*
- senile NEC G31.1

breast N64.2
- obstetric — *see* Disorder, breast, specified type NEC

buccal cavity K13.79

cardiac — *see* Degeneration, myocardial

cartilage (infectional) (joint) — *see* Disorder, cartilage, specified NEC

cerebellar — *see* Atrophy, brain

cerebral — *see* Atrophy, brain

cervix (mucosa) (senile) (uteri) N88.8
- menopausal N95.8

Charcot-Marie-Tooth G60.0

choroid (central) (macular) (myopic) (retina) H31.10 ☑
- diffuse secondary H31.12 ☑
- gyrate H31.23
- senile H31.11 ☑

ciliary body — *see* Atrophy, iris

conjunctiva (senile) H11.89

corpus cavernosum N48.89

cortical — *see* Atrophy, brain

cystic duct K82.8

Déjérine-Thomas G23.8

disuse NEC — *see* Atrophy, muscle

Duchenne-Aran G12.21

ear H93.8 ☑

edentulous alveolar ridge K08.20

endometrium (senile) N85.8
- cervix N88.8

enteric K63.89

epididymis N50.89

eyeball — *see* Disorder, globe, degenerated condition, atrophy

eyelid (senile) — *see* Disorder, eyelid, degenerative

facial (skin) L90.9

fallopian tube (senile) N83.32 ☑

- with ovary N83.33 ☑
- fascioscapulohumeral (Landouzy- Déjérine) G71.02
- fatty, thymus (gland) E32.8
- gallbladder K82.8
- gastric K29.40
  - with bleeding K29.41
- gastrointestinal K63.89
- glandular I89.8
- globe H44.52 ☑
- gum — *see* Recession, gingival
- hair L67.8
- heart (brown) — *see* Degeneration, myocardial
- hemifacial Q67.4
  - Romberg G51.8
- infantile E41
  - paralysis, acute — *see* Poliomyelitis, paralytic
- intestine K63.89
- iris (essential) (progressive) H21.26 ☑
  - specified NEC H21.29
- kidney (senile) (terminal) (*see also* Sclerosis, renal) N26.1
  - congenital or infantile Q60.5
    - bilateral Q60.4
    - unilateral Q60.3
  - hydronephrotic — *see* Hydronephrosis
- lacrimal gland (primary) H04.14 ☑
  - secondary H04.15 ☑
- Landouzy-Déjérine G71.02
- laryngitis, infective J37.0
- larynx J38.7
- Leber's optic (hereditary) H47.22
- lip K13.0
- liver (yellow) K72.90

- with coma K72.91
- acute, subacute K72.00
  - with coma K72.01
- chronic K72.10
  - with coma K72.11

lung (senile) J98.4

macular (dermatological) L90.8
- syphilitic, skin A51.39
  - striated A52.79

mandible (edentulous) K08.20
- minimal K08.21
- moderate K08.22
- severe K08.23

maxilla K08.20
- minimal K08.24
- moderate K08.25
- severe K08.26

muscle, muscular (diffuse) (general) (idiopathic) (primary) M62.50
- ankle M62.57 ☑
- back M62.5A9
  - cervical M62.5A0
  - lumbosacral M62.5A2
  - thoracic M62.5A1
- Duchenne-Aran G12.21
- foot M62.57 ☑
- forearm M62.53 ☑
- hand M62.54 ☑
- infantile spinal G12.0
- lower leg M62.56 ☑
- multiple sites M62.59
- myelopathic — *see* Atrophy, muscle, spinal
- myotonic G71.11
- neuritic G58.9
- neuropathic (peroneal) (progressive) G60.0
- pelvic (disuse) N81.84
- peroneal G60.0
- progressive (bulbar) G12.21

- adult G12.1
- infantile (spinal) G12.0
- spinal G12.25
  - adult G12.1
  - infantile G12.0
- pseudohypertrophic G71.02
- shoulder region M62.51 ☑
- specified site NEC M62.58
- spinal G12.9
  - adult form G12.1
  - Aran-Duchenne G12.21
  - childhood form, type II G12.1
  - distal G12.1
  - hereditary NEC G12.1
  - infantile, type I (Werdnig-Hoffmann) G12.0
  - juvenile form, type III (Kugelberg- Welander) G12.1
  - progressive G12.25
  - scapuloperoneal form G12.1
  - specified NEC G12.8
- syphilitic A52.78
- thigh M62.55 ☑
- upper arm M62.52 ☑

myocardium — *see* Degeneration, myocardial
myometrium (senile) N85.8
- cervix N88.8

myopathic NEC — *see* Atrophy, muscle
myotonia G71.11
nail L60.3
nasopharynx J31.1
nerve (*see also* Disorder, nerve)

- abducens — *see* Strabismus, paralytic, sixth nerve
- accessory G52.8
- acoustic or auditory — *see* subcategory H93.3 ☑
- cranial G52.9
  - eighth (auditory) — *see* subcategory H93.3 ☑
  - eleventh (accessory) G52.8
  - fifth (trigeminal) G50.8
  - first (olfactory) G52.0
  - fourth (trochlear) — *see* Strabismus, paralytic, fourth nerve
  - second (optic) H47.20
  - sixth (abducens) — *see* Strabismus, paralytic, sixth nerve
  - tenth (pneumogastric) (vagus) G52.2
  - third (oculomotor) — *see* Strabismus, paralytic, third nerve
  - twelfth (hypoglossal) G52.3
- hypoglossal G52.3
- oculomotor — *see* Strabismus, paralytic, third nerve
- olfactory G52.0
- optic (papillomacular bundle)
  - syphilitic (late) A52.15
    - congenital A50.44
- pneumogastric G52.2
- trigeminal G50.8
- trochlear — *see* Strabismus, paralytic, fourth nerve
- vagus (pneumogastric) G52.2

neurogenic, bone, tabetic A52.11

nutritional E43
- with marasmus E41

old age R54

olivopontocerebellar G23.8

optic (nerve) H47.20

- glaucomatous H47.23 ☑
- hereditary H47.22
- primary H47.21 ☑
- specified type NEC H47.29 ☑
- syphilitic (late) A52.15
  - congenital A50.44
- orbit H05.31 ☑
- ovary (senile) N83.31 ☑
  - with fallopian tube N83.33 ☑
- oviduct (senile) — *see* Atrophy, fallopian tube
- palsy, diffuse (progressive) G12.22
- pancreas (duct) (senile) K86.89
- parotid gland K11.0
- pelvic muscle N81.84
- penis N48.89
- pharynx J39.2
- pluriglandular E31.8
  - autoimmune E31.0
- polyarthritis M15.9
- prostate N42.89
- pseudohypertrophic (muscle) G71.02
- renal (*see also* Sclerosis, renal) N26.1
- retina, retinal (postinfectional) H35.89
- rhinitis J31.0
- salivary gland K11.0
- scar L90.5
- sclerosis, lobar (of brain) (*see also* Dementia, in, diseases specified elsewhere) G31.09 *[F02.80]*
  - with behavioral disturbance (*see also* Dementia, in, diseases specified elsewhere) G31.09 *[F02.81* ☑*]*
- scrotum N50.89
- seminal vesicle N50.89
- senile R54
  - due to radiation (nonionizing) (solar) L57.8
- skin (patches) (spots) L90.9

- degenerative (senile) L90.8
- due to radiation (nonionizing) (solar) L57.8
- senile L90.8

spermatic cord N50.89

spinal (acute) (cord) G95.89
- muscular — *see* Atrophy, muscle, spinal
- paralysis G12.20
  - acute — *see* Poliomyelitis, paralytic
  - meaning progressive muscular atrophy G12.25

spine (column) — *see* Spondylopathy, specified NEC

spleen (senile) D73.0

stomach K29.40
- with bleeding K29.41

striate (skin) L90.6
- syphilitic A52.79

subcutaneous L90.9

sublingual gland K11.0

submandibular gland K11.0

submaxillary gland K11.0

Sudeck's — *see* Algoneurodystrophy

suprarenal (capsule) (gland) E27.49
- primary E27.1

systemic affecting central nervous system
- in
  - myxedema E03.9 *[G13.2]*
  - neoplastic disease (*see also* Neoplasm) D49.9 *[G13.1]*
  - specified disease NEC G13.8

tarso-orbital fascia, congenital Q10.3

testis N50.0

thenar, partial — *see* Syndrome, carpal tunnel

thymus (fatty) E32.8

thyroid (gland) (acquired) E03.4

with cretinism E03.1
congenital (with myxedema) E03.1
tongue (senile) K14.8
papillae K14.4
trachea J39.8
tunica vaginalis N50.89
turbinate J34.89
tympanic membrane (nonflaccid) H73.82 ☑
flaccid H73.81 ☑
upper respiratory tract J39.8
uterus, uterine (senile) N85.8
cervix N88.8
due to radiation (intended effect) N85.8
adverse effect or misadventure N99.89
vagina (senile) N95.2
vas deferens N50.89
vascular I99.8
vertebra (senile) — *see* Spondylopathy, specified NEC
vulva (senile) N90.5
Werdnig-Hoffmann G12.0
yellow — *see* Failure, hepatic
Attack, attacks
with alteration of consciousness (with automatisms) — *see* Epilepsy, localization-related, symptomatic, with complex partial seizures
Adams-Stokes I45.9
akinetic — *see* Epilepsy, generalized, specified NEC
angina — *see* Angina
atonic — *see* Epilepsy, generalized, specified NEC
benign shuddering G25.83
cataleptic — *see* Catalepsy
coronary — *see* Infarct, myocardium
cyanotic, newborn P28.2

- drop NEC R55
- epileptic — *see* Epilepsy
- heart — *see* infarct, myocardium
- hysterical F44.9
- jacksonian — *see* Epilepsy, localization-related, symptomatic, with simple partial seizures
- myocardium, myocardial — *see* Infarct, myocardium
- myoclonic — *see* Epilepsy, generalized, specified NEC
- panic F41.0
- psychomotor — *see* Epilepsy, localization-related, symptomatic, with complex partial seizures
- salaam — *see* Epilepsy, spasms
- schizophreniform, brief F23
- shuddering, benign G25.83
- Stokes-Adams I45.9
- syncope R55
- transient ischemic (TIA) G45.9
  - specified NEC G45.8
- unconsciousness R55
  - hysterical F44.89
- vasomotor R55
- vasovagal (paroxysmal) (idiopathic) R55
- without alteration of consciousness — *see* Epilepsy, localization-related, symptomatic, with simple partial seizures

Attention (to)
- artificial
  - opening (of) Z43.9
    - digestive tract NEC Z43.4
      - colon Z43.3
      - ilium Z43.2
      - stomach Z43.1
    - specified NEC Z43.8
    - trachea Z43.0
    - urinary tract NEC Z43.6

- cystostomy Z43.5
- nephrostomy Z43.6
- ureterostomy Z43.6
- urethrostomy Z43.6
- vagina Z43.7
- colostomy Z43.3
- cystostomy Z43.5
- deficit disorder or syndrome F98.8
  - with hyperactivity — *see* Disorder, attention-deficit hyperactivity
- gastrostomy Z43.1
- ileostomy Z43.2
- jejunostomy Z43.4
- nephrostomy Z43.6
- surgical dressings Z48.01
- sutures Z48.02
- tracheostomy Z43.0
- ureterostomy Z43.6
- urethrostomy Z43.6

Attrition
- gum — *see* Recession, gingival
- tooth, teeth (excessive) (hard tissues) K03.0

Atypical, atypism (*see also* condition)
- cells (on cytological smear) (endocervical) (endometrial) (glandular)
  - cervix R87.619
  - vagina R87.629
- cervical N87.9
- endometrium N85.9
  - hyperplasia N85.00
- parenting situation Z62.9

- **Auditory** — *see* condition
- **Aujeszky's** disease B33.8
- **Aurantiasis,** cutis E67.1
- **Auricle,** auricular (*see also* condition)
  - cervical Q18.2
- **Auriculotemporal** syndrome G50.8
- **Austin** Flint murmur (aortic insufficiency) I35.1
- **Australian**
  - Q fever A78
  - X disease A83.4
- **Autism,** autistic (childhood) (infantile) F84.0
  - atypical F84.9
  - spectrum disorder F84.0
- **Autoantibodies,** multiple confirmed islet, with normoglycemia E10.A1
- **Autodigestion** R68.89
- **Autoerythrocyte** sensitization (syndrome) D69.2
- **Autographism** L50.3
- **Autoimmune**
  - disease (systemic) M35.9
  - inhibitors to clotting factors D68.311
  - lymphoproliferative syndrome [ALPS] D89.82
  - thyroiditis E06.3
- **Autoimmunity,** confirmed islet, with dysglycemia E10.A2
- **Autointoxication** R68.89
- **Automatism** G93.89
  - with temporal sclerosis G93.81
  - epileptic — *see* Epilepsy, localization-related, symptomatic, with complex partial seizures
  - paroxysmal, idiopathic — *see* Epilepsy, localization-related, symptomatic, with complex partial seizures
- **Autonomic,** autonomous
  - bladder (neurogenic) N31.2
  - hysteria seizure F44.5

- **Autosensitivity,** erythrocyte D69.2
- **Autosensitization,** cutaneous L30.2
- **Autosome** — *see* condition by chromosome involved
- **Autotopagnosia** R48.1
- **Autotoxemia** R68.89
- **Autumn** — *see* condition
- **Avellis'** syndrome G46.8
- **Aversion**
  - oral R63.39
    - newborn P92.8
    - nonorganic origin F98.2 ☑
  - sexual F52.1
- **Aviator's**
  - disease or sickness — *see* Effect, adverse, high altitude
  - ear T70.0 ☑
- **Avitaminosis** (multiple) (*see also* Deficiency, vitamin) E56.9
  - B E53.9
    - with
      - beriberi E51.11
      - pellagra E52
  - B2 E53.0
  - B6 E53.1
  - B12 E53.8
  - D E55.9
    - with rickets E55.0
  - G E53.0
  - K E56.1
  - nicotinic acid E52
- **AVNRT** (atrioventricular nodal re-entrant tachycardia) I47.19
- **AVRT** (atrioventricular nodal re-entrant tachycardia) I47.19
- **Avulsion** (traumatic)

- blood vessel — *see* Injury, blood vessel
- bone — *see* Fracture, by site
- cartilage (*see also* Dislocation, by site)
  - symphyseal (inner), complicating delivery O71.6
- external site other than limb — *see* Wound, open, by site
- eye S05.7 ☑
- head (intracranial)
  - external site NEC S08.89 ☑
  - scalp S08.0 ☑
- internal organ or site — *see* Injury, by site
- joint (*see also* Dislocation, by site)
  - capsule — *see* Sprain, by site
- kidney S37.06 ☑
- ligament — *see* Sprain, by site
- limb (*see also* Amputation, traumatic, by site)
  - skin and subcutaneous tissue — *see* Wound, open, by site
- muscle — *see* Injury, muscle
- nerve (root) — *see* Injury, nerve
- scalp S08.0 ☑
- skin and subcutaneous tissue — *see* Wound, open, by site
- spleen S36.032 ☑
- symphyseal cartilage (inner), complicating delivery O71.6
- tendon — *see* Injury, muscle
- tooth S03.2 ☑

Awareness of heart beat R00.2

Axenfeld's
- anomaly or syndrome Q15.0
- degeneration (calcareous) Q13.4

Axilla, axillary (*see also* condition)
- breast Q83.1

- **Axonotmesis** — *see* Injury, nerve
- **Ayerza's** disease or syndrome (pulmonary artery sclerosis with pulmonary hypertension) I27.0
- **Azoospermia** (organic) N46.01
  - due to
    - drug therapy N46.021
    - efferent duct obstruction N46.023
    - infection N46.022
    - radiation N46.024
    - specified cause NEC N46.029
    - systemic disease N46.025
- **Azotemia** R79.89
  - meaning uremia N19
- **Aztec** ear Q17.3
- **Azygos**
  - continuation inferior vena cava Q26.8
  - lobe (lung) Q33.1

B

- **Baastrup's** disease — *see* Kissing spine
- **Babesiosis** B60.00
  - due to
    - Babesia
      - divergens B60.03
      - duncani B60.02
      - KO-1 B60.09
      - microti B60.01
      - MO-1 B60.03
      - species
        - unspecified B60.00
      - venatorum B60.09
    - specified NEC B60.09
- **Babington's** disease (familial hemorrhagic telangiectasia) I78.0
- **Babinski's** syndrome A52.79
- **Baby**
  - crying constantly R68.11
  - floppy (syndrome) P94.2
- **Bacillary** — *see* condition
- **Bacilluria** R82.71
- **Bacillus** (*see also* Infection, bacillus)
  - abortus infection A23.1
  - anthracis infection A22.9
  - coli infection (*see also* Escherichia coli) B96.20
  - Flexner's A03.1
  - mallei infection A24.0
  - Shiga's A03.0
  - suipestifer infection — *see* Infection, salmonella
- **Back** — *see* condition
- **Backache** (postural) M54.9
  - sacroiliac M53.3
  - specified NEC M54.89

- **Backflow** — *see* Reflux
- **Backward** reading (dyslexia) F81.0
- **Bacteremia** R78.81
  - with sepsis — *see* Sepsis
- **Bactericholia** — *see* Cholecystitis, acute
- **Bacterid,** bacteride (pustular) L40.3
- **Bacterium,** bacteria, bacterial
  - agent NEC, as cause of disease classified elsewhere B96.89
  - in blood — *see* Bacteremia
  - in urine — *see* Bacteriuria
- **Bacteriuria,** bacteruria (asymptomatic) R82.71
- **Bacteroides**
  - fragilis, as cause of disease classified elsewhere B96.6
- **Bad**
  - heart — *see* Disease, heart
  - trip
    - due to drug abuse — *see* Abuse, drug, hallucinogen
    - due to drug dependence — *see* Dependence, drug, hallucinogen
- **Baelz's** disease (cheilitis glandularis apostematosa) K13.0
- **Baerensprung's** disease (eczema marginatum) B35.6
- **Bagasse** disease or pneumonitis J67.1
- **Bagassosis** J67.1
- **Baker's** cyst — *see* Cyst, Baker's
- **Bakwin-Krida** syndrome (metaphyseal dysplasia) Q78.5
- **Balancing** side interference M26.56
- **Balanitis** (circinata) (erosiva) (gangrenosa) (phagedenic) (vulgaris) N48.1
  - amebic A06.82
  - candidal B37.42
  - due to Haemophilus ducreyi A57
  - gonococcal (acute) (chronic) A54.23
  - xerotica obliterans N48.0

- **Balanoposthitis** N47.6
  - gonococcal (acute) (chronic) A54.23
  - ulcerative (specific) A63.8
- **Balanorrhagia** — *see* Balanitis
- **Balantidiasis**, balantidiosis A07.0
- **Bald** tongue K14.4
- **Baldness** (*see also* Alopecia)
  - male-pattern — *see* Alopecia, androgenic
- **Balkan** grippe A78
- **Balloon** disease — *see* Effect, adverse, high altitude
- **Balo's** disease (concentric sclerosis) G37.5
- **Bamberger-Marie** disease — *see* Osteoarthropathy, hypertrophic, specified type NEC
- **Bancroft's** filariasis B74.0
- **Band(s)**
  - adhesive — *see* Adhesions, peritoneum
  - anomalous or congenital (*see also* Anomaly, by site)
    - heart (atrial) (ventricular) Q24.8
    - intestine Q43.3
    - omentum Q43.3
  - cervix N88.1
  - constricting, congenital Q79.8
  - gallbladder (congenital) Q44.1
  - intestinal (adhesive) — *see* Adhesions, peritoneum
  - obstructive
    - intestine K56.50
      - complete K56.52
      - incomplete K56.51
      - partial K56.51
    - peritoneum K56.50
      - complete K56.52
      - incomplete K56.51
      - partial K56.51

periappendiceal, congenital Q43.3
peritoneal (adhesive) — *see* Adhesions, peritoneum
uterus N73.6
internal N85.6
vagina N89.5
Bandemia D72.825
Bandl's ring (contraction), complicating delivery O62.4
Bangkok hemorrhagic fever A91
Bang's disease (brucella abortus) A23.1
Bankruptcy (anxiety concerning) Z59.868
Bannister's disease T78.3 ☑
hereditary D84.1
Banti's disease or syndrome (with cirrhosis) (with portal hypertension) K76.6
Bar, median, prostate — *see* Enlargement, enlarged, prostate
Barcoo disease or rot — *see* Ulcer, skin
Barlow's disease E54
Barodontalgia T70.29 ☑
Baron Münchausen syndrome — *see* Disorder, factitious
Barosinusitis T70.1 ☑
Barotitis T70.0 ☑
Barotrauma T70.29 ☑
odontalgia T70.29 ☑
otitic T70.0 ☑
sinus T70.1 ☑
Barraquer (-Simons) disease or syndrome (progressive lipodystrophy) E88.11
Barré-Guillain disease or syndrome G61.0
Barré-Liéou syndrome (posterior cervical sympathetic) M53.0
Barrel chest M95.4
Barrett's
disease — *see* Barrett's, esophagus
esophagus K22.70

- with dysplasia K22.719
  - high grade K22.711
  - low grade K22.710
- without dysplasia K22.70
- syndrome — *see* Barrett's, esophagus
- ulcer K22.10
  - with bleeding K22.11
  - without bleeding K22.10

Bársony (-Polgár) (-Teschendorf) syndrome (corkscrew esophagus) K22.4
Bartholinitis (suppurating) N75.8
- gonococcal (acute) (chronic) (with abscess) A54.1

Barth syndrome E78.71
Bartonellosis A44.9
- cutaneous A44.1
- mucocutaneous A44.1
- specified NEC A44.8
- systemic A44.0

Barton's fracture S52.56 ☑
Bartter's syndrome E26.81
Basal — *see* condition
Basan's (hidrotic) ectodermal dysplasia Q82.4
Baseball finger — *see* Dislocation, finger
Basedow's disease (exophthalmic goiter) — *see* Hyperthyroidism, with, goiter
Basic — *see* condition
Basilar — *see* condition
Bason's (hidrotic) ectodermal dysplasia Q82.4
Basopenia — *see* Agranulocytosis
Basophilia D72.824
Basophilism (cortico-adrenal) (Cushing's) (pituitary) E24.0
Bassen-Kornzweig disease or syndrome E78.6
Bat ear Q17.5
Bateman's

- disease B08.1
- purpura (senile) D69.2

Bathing cramp T75.1 ☑
Bathophobia F40.248
Batten (-Mayou) disease E75.4
- retina E75.4 *[H36.89]*

Batten-Steinert syndrome G71.11
Battered — *see* Maltreatment
Battey Mycobacterium infection A31.0
Battle exhaustion F43.0
Battledore placenta O43.19 ☑
Baumgarten-Cruveilhier cirrhosis, disease or syndrome K74.69
Bauxite fibrosis (of lung) J63.1
Bayle's disease (general paresis) A52.17
Bazin's disease (primary) (tuberculous) A18.4
Beach ear — *see* Swimmer's, ear
Beaded hair (congenital) Q84.1
Béal conjunctivitis or syndrome B30.2
Beard's disease (neurasthenia) F48.8
Beat(s)
- atrial, premature I49.1
- ectopic I49.49
- elbow — *see* Bursitis, elbow
- escaped, heart I49.49
- hand — *see* Bursitis, hand
- knee — *see* Bursitis, knee
- premature I49.40
  - atrial I49.1
  - auricular I49.1
  - supraventricular I49.1

Beau's
- disease or syndrome — *see* Degeneration, myocardial
- lines (transverse furrows on fingernails) L60.4

- **Bechterev's** syndrome — *see* Spondylitis, ankylosing
- **Beck's** syndrome (anterior spinal artery occlusion) I65.8
- **Becker's**
  - cardiomyopathy I42.8
  - disease
    - idiopathic mural endomyocardial disease I42.3
    - myotonia congenita, recessive form G71.12
  - dystrophy G71.01
  - pigmented hairy nevus D22.5
- **Beckwith-Wiedemann** syndrome Q87.3
- **Bed** confinement status Z74.01
- **Bed-sharing,** infant Z72.823
- **Bed** sore — *see* Ulcer, pressure, by site
- **Bedbug** bite(s) — *see* Bite(s), by site, superficial, insect
- **Bedclothes,** asphyxiation or suffocation by — *see* Asphyxia, traumatic, due to, mechanical, trapped
- **Bednar's**
  - aphthae K12.0
  - tumor — *see* Neoplasm, malignant, by site
- **Bedridden** Z74.01
- **Bedsore** — *see* Ulcer, pressure, by site
- **Bedwetting** — *see* Enuresis
- **Bee** sting (with allergic or anaphylactic shock) T63.44 ☑
- **Beer** drinker's heart (disease) I42.6
- **Begbie's** disease (exophthalmic goiter) — *see* Hyperthyroidism, with, goiter
- **Behavior**
  - antisocial
    - adult Z72.811
    - child or adolescent Z72.810
  - disorder, disturbance — *see* Disorder, conduct
  - disruptive — *see* Disorder, conduct
  - drug seeking Z76.5
  - inexplicable R46.2

- marked evasiveness R46.5
- obsessive-compulsive R46.81
- overactivity R46.3
- poor responsiveness R46.4
- self-damaging (life-style) Z72.89
- sleep-incompatible Z72.821
- slowness R46.4
- specified NEC R46.89
- strange (and inexplicable) R46.2
- suspiciousness R46.5
- type A pattern Z73.1
- undue concern or preoccupation with stressful events R46.6
- verbosity and circumstantial detail obscuring reason for contact R46.7

Behçet's disease or syndrome M35.2

Behr's disease — *see* Degeneration, macula

Beigel's disease or morbus (white piedra) B36.2

Bejel A65

Bekhterev's syndrome — *see* Spondylitis, ankylosing

Belching — *see* Eructation

Bell's

- mania F30.8
- palsy, paralysis G51.0
  - infant or newborn P11.3
- spasm G51.3 ☑

Bence Jones albuminuria or proteinuria NEC R80.3

Bends T70.3 ☑

Benedikt's paralysis or syndrome G46.3

Benign (*see also* condition)

- prostatic hyperplasia — *see* Hyperplasia, prostate

- **Bennett's** fracture (displaced) S62.21 ☑
- **Benson's** disease — *see* Deposit, crystalline
- **Bent**
  - back (hysterical) F44.4
  - nose M95.0
    - congenital Q67.4
- **Bereavement** (uncomplicated) Z63.4
- **Bergeron's** disease (hysterical chorea) F44.4
- **Berger's** disease — *see* Nephropathy, IgA
- **Beriberi** (dry) E51.11
  - heart (disease) E51.12
  - polyneuropathy E51.11
  - wet E51.12
    - involving circulatory system E51.11
- **Berlin's** disease or edema (traumatic) S05.8X ☑
- **Berlock** (berloque) dermatitis L56.2
- **Bernard-Horner** syndrome G90.2
- **Bernard-Soulier** disease or thrombopathia D69.1
- **Bernhardt** (-Roth) disease — *see* Mononeuropathy, lower limb, meralgia paresthetica
- **Bernheim's** syndrome — *see* Failure, heart, right
- **Bertiellíasis** B71.8
- **Berylliosis** (lung) J63.2
- **Besnier-Boeck** (-Schaumann) disease — *see* Sarcoidosis
- **Besnier's**
  - lupus pernio D86.3
  - prurigo L20.0
- **Bestiality** F65.89
- **Best's** disease H35.50
- **Beta-mercaptolactate-cysteine** disulfiduria E72.09
- **Betalipoproteinemia,** broad or floating E78.2
- **Betting** and gambling Z72.6

- pathological (compulsive) F63.0

Bezoar T18.9 ☑
- intestine T18.3 ☑
- stomach T18.2 ☑

Bezold's abscess — *see* Mastoiditis, acute

Bianchi's syndrome R48.8

Bicornate or bicornis uterus Q51.3
- in pregnancy or childbirth O34.00
  - causing obstructed labor O65.5

Bicuspid aortic valve (at birth) (congenital) Q23.81
- functional, with stenosis — *see* Stenosis, aortic (valve)

Biedl-Bardet syndrome Q87.83

Bielschowsky (-Jansky) disease E75.4

Biermer's (pernicious) anemia or disease D51.0

Biett's disease L93.0

Bifid (congenital)
- apex, heart Q24.8
- clitoris Q52.6
- kidney Q63.8
- nose Q30.2
- patella Q74.1
- scrotum Q55.29
- toe NEC Q74.2
- tongue Q38.3
- ureter Q62.8
- uterus Q51.3
- uvula Q35.7

Biforis uterus (suprasimplex) Q51.3

Bifurcation (congenital)

- gallbladder Q44.1
- kidney pelvis Q63.8
- renal pelvis Q63.8
- rib Q76.6
- tongue, congenital Q38.3
- trachea Q32.1
- ureter Q62.8
- urethra Q64.74
- vertebra Q76.49

Big spleen syndrome D73.1

Bigeminal pulse R00.8

Bigorexia F45.22

Bilateral — *see* condition

Bile

- duct — *see* condition
- pigments in urine R82.2

Bilharziasis (*see also* Schistosomiasis)

- chyluria B65.0
- cutaneous B65.3
- galacturia B65.0
- hematochyluria B65.0
- intestinal B65.1
- lipemia B65.9
- lipuria B65.0
- oriental B65.2
- piarhemia B65.9
- pulmonary NOS B65.9 *[J99]*
  - pneumonia B65.9 *[J17]*
- tropical hematuria B65.0
- vesical B65.0

- **Biliary** — *see* condition
- **Bilirubin** metabolism disorder E80.7
  - specified NEC E80.6
- **Bilirubinemia**, familial nonhemolytic E80.4
- **Bilirubinuria** R82.2
- **Biliuria** R82.2
- **Bilocular** stomach K31.2
- **Binswanger's** disease I67.3
- **Biparta**, bipartite
  - carpal scaphoid Q74.0
  - patella Q74.1
  - vagina Q52.10
- **BI-RADS** — *see* Breast, Imaging Reporting and Data System
- **Bird**
  - face Q75.8
  - fancier's disease or lung J67.2
- **Birt-Hogg-Dube** syndrome Q87.89
- **Birth**
  - complications in mother — *see* Delivery, complicated
  - compression during NOS P15.9
  - defect — *see* Anomaly
  - immature (less than 37 completed weeks) — *see* Preterm, newborn
    - extremely (less than 28 completed weeks) — *see* Immaturity, extreme
  - inattention, at or after — *see* Maltreatment, child, neglect
  - injury NOS P15.9
    - basal ganglia P11.1
    - brachial plexus NEC P14.3
    - brain (compression) (pressure) P11.2
    - central nervous system NOS P11.9
    - cerebellum P11.1
    - cerebral hemorrhage P10.1
    - external genitalia P15.5
    - eye P15.3
    - face P15.4
    - fracture

- bone P13.9
  - specified NEC P13.8
- clavicle P13.4
- femur P13.2
- humerus P13.3
- long bone, except femur P13.3
- radius and ulna P13.3
- skull P13.0
- spine P11.5
- tibia and fibula P13.3

intracranial P11.2
- laceration or hemorrhage P10.9
  - specified NEC P10.8

intraventricular hemorrhage P10.2
laceration
- brain P10.1
- by scalpel P15.8
- peripheral nerve P14.9

liver P15.0
meninges
- brain P11.1
- spinal cord P11.5

nerve
- brachial plexus P14.3
- cranial NEC (except facial) P11.4
- facial P11.3
- peripheral P14.9
- phrenic (paralysis) P14.2

paralysis
- facial nerve P11.3
- spinal P11.5

- penis P15.5
- rupture
  - spinal cord P11.5
- scalp P12.9
- scalpel wound P15.8
- scrotum P15.5
- skull NEC P13.1
  - fracture P13.0
- specified type NEC P15.8
- spinal cord P11.5
- spine P11.5
- spleen P15.1
- sternomastoid (hematoma) P15.2
- subarachnoid hemorrhage P10.3
- subcutaneous fat necrosis P15.6
- subdural hemorrhage P10.0
- tentorial tear P10.4
- testes P15.5
- vulva P15.5

lack of care, at or after — *see* Maltreatment, child, neglect
neglect, at or after — *see* Maltreatment, child, neglect
palsy or paralysis, newborn, NOS (birth injury) P14.9
premature (infant) — *see* Preterm, newborn
shock, newborn P96.89
trauma — *see* Birth, injury
weight
- low (2499 grams or less) — *see* Low, birthweight
  - extremely (999 grams or less) — *see* Low, birthweight, extreme
- 4000 grams to 4499 grams P08.1
- 4500 grams or more P08.0

- **Birthmark** Q82.5
- **Bisalbuminemia** E88.09
- **Biskra's button** B55.1
- **Bite(s)** (animal) (human)
  - abdomen, abdominal
    - wall S31.159 ☑
      - with penetration into peritoneal cavity S31.659 ☑
      - epigastric region S31.152 ☑
        - with penetration into peritoneal cavity S31.652 ☑
      - left
        - lower quadrant S31.154 ☑
          - with penetration into peritoneal cavity S31.654 ☑
        - upper quadrant S31.151 ☑
          - with penetration into peritoneal cavity S31.651 ☑
      - periumbilic region S31.155 ☑
        - with penetration into peritoneal cavity S31.655 ☑
      - right
        - lower quadrant S31.153 ☑
          - with penetration into peritoneal cavity S31.653 ☑
        - upper quadrant S31.150 ☑
          - with penetration into peritoneal cavity S31.650 ☑
      - superficial NEC S30.871 ☑
        - insect S30.861 ☑
  - alveolar (process) — *see* Bite, oral cavity
  - amphibian (venomous) — *see* Venom, bite, amphibian
  - animal (*see also* Bite, by site)
    - venomous — *see* Venom
  - ankle S91.05 ☑
    - superficial NEC S90.57 ☑
      - insect S90.56 ☑
  - antecubital space — *see* Bite, elbow
  - anus S31.835 ☑
    - superficial NEC S30.877 ☑

- insect S30.867 ☑
- arm (upper) S41.15 ☑
  - lower — *see* Bite, forearm
  - superficial NEC S40.87 ☑
    - insect S40.86 ☑
- arthropod NEC — *see* Venom, bite, arthropod
- auditory canal (external) (meatus) — *see* Bite, ear
- auricle, ear — *see* Bite, ear
- axilla — *see* Bite, arm
- back (*see also* Bite, thorax, back)
  - lower S31.050 ☑
    - with penetration into retroperitoneal space S31.051 ☑
    - superficial NEC S30.870 ☑
      - insect S30.860 ☑
- bedbug — *see* Bite(s), by site, superficial, insect
- breast S21.05 ☑
  - superficial NEC S20.17 ☑
    - insect S20.16 ☑
- brow — *see* Bite, head, specified site NEC
- buttock S31.805 ☑
  - left S31.825 ☑
  - right S31.815 ☑
  - superficial NEC S30.870 ☑
    - insect S30.860 ☑
- calf — *see* Bite, leg
- canaliculus lacrimalis — *see* Bite, eyelid
- canthus, eye — *see* Bite, eyelid
- centipede — *see* Toxicity, venom, arthropod, centipede
- cheek (external) S01.45 ☑
  - superficial NEC S00.87 ☑
    - insect S00.86 ☑

- internal — *see* Bite, oral cavity
- chest wall — *see* Bite, thorax
- chigger B88.09
- chin — *see* Bite, head, specified site NEC
- clitoris — *see* Bite, vulva
- costal region — *see* Bite, thorax
- digit(s)
  - hand — *see* Bite, finger
  - toe — *see* Bite, toe
- ear (canal) (external) S01.35 ☑
  - superficial NEC S00.47 ☑
    - insect S00.46 ☑
- elbow S51.05 ☑
  - superficial NEC S50.37 ☑
    - insect S50.36 ☑
- epididymis — *see* Bite, testis
- epigastric region — *see* Bite, abdomen
- epiglottis — *see* Bite, neck, specified site NEC
- esophagus, cervical S11.25 ☑
  - superficial NEC S10.17 ☑
    - insect S10.16 ☑
- eyebrow — *see* Bite, eyelid
- eyelid S01.15 ☑
  - superficial NEC S00.27 ☑
    - insect S00.26 ☑
- face NEC — *see* Bite, head, specified site NEC
- finger(s) S61.259 ☑
  - with
    - damage to nail S61.359 ☑
  - index S61.258 ☑
    - with
      - damage to nail S61.358 ☑

- left S61.251 ☑
  - with
    - damage to nail S61.351 ☑
- right S61.250 ☑
  - with
    - damage to nail S61.350 ☑
- superficial NEC S60.478 ☑
  - insect S60.46 ☑
- little S61.25 ☑
  - with
    - damage to nail S61.35 ☑
  - superficial NEC S60.47 ☑
    - insect S60.46 ☑
- middle S61.25 ☑
  - with
    - damage to nail S61.35 ☑
  - superficial NEC S60.47 ☑
    - insect S60.46 ☑
- ring S61.25 ☑
  - with
    - damage to nail S61.35 ☑
  - superficial NEC S60.47 ☑
    - insect S60.46 ☑
- superficial NEC S60.479 ☑
  - insect S60.469 ☑
- thumb — *see* Bite, thumb

flank S31.15A ☑
- with penetration into peritoneal cavity S31.65A ☑
- left S31.157 ☑
  - with penetration into peritoneal cavity S31.657 ☑
- right S31.156 ☑

- with penetration into peritoneal cavity S31.656 ☑
- superficial S30.87A ☑
  - insect S30.86A ☑
- flea — *see* Bite, by site, superficial, insect
- foot (except toe(s) alone) S91.35 ☑
  - superficial NEC S90.87 ☑
    - insect S90.86 ☑
  - toe — *see* Bite, toe
- forearm S51.85 ☑
  - elbow only — *see* Bite, elbow
  - superficial NEC S50.87 ☑
    - insect S50.86 ☑
- forehead — *see* Bite, head, specified site NEC
- genital organs, external
  - female S31.552 ☑
    - superficial NEC S30.876 ☑
      - insect S30.866 ☑
    - vagina and vulva — *see* Bite, vulva
  - male S31.551 ☑
    - penis — *see* Bite, penis
    - scrotum — *see* Bite, scrotum
    - superficial NEC S30.875 ☑
      - insect S30.865 ☑
    - testes — *see* Bite, testis
- groin — *see* Bite, abdomen, wall
- gum — *see* Bite, oral cavity
- hand S61.45 ☑
  - finger — *see* Bite, finger
  - superficial NEC S60.57 ☑
    - insect S60.56 ☑
  - thumb — *see* Bite, thumb
- head S01.95 ☑

- cheek — *see* Bite, cheek
- ear — *see* Bite, ear
- eyelid — *see* Bite, eyelid
- lip — *see* Bite, lip
- nose — *see* Bite, nose
- oral cavity — *see* Bite, oral cavity
- scalp — *see* Bite, scalp
- specified site NEC S01.85 ☑
  - superficial NEC S00.87 ☑
    - insect S00.86 ☑
- superficial NEC S00.97 ☑
  - insect S00.96 ☑
- temporomandibular area — *see* Bite, cheek

heel — *see* Bite, foot

hip S71.05 ☑
- superficial NEC S70.27 ☑
  - insect S70.26 ☑

hymen S31.45 ☑

hypochondrium — *see* Bite, abdomen, wall

hypogastric region — *see* Bite, abdomen, wall

inguinal region — *see* Bite, abdomen, wall

insect — *see* Bite, by site, superficial, insect

instep — *see* Bite, foot

interscapular region — *see* Bite, thorax, back

jaw — *see* Bite, head, specified site NEC

knee S81.05 ☑
- superficial NEC S80.27 ☑
  - insect S80.26 ☑

labium (majus) (minus) — *see* Bite, vulva

lacrimal duct — *see* Bite, eyelid

larynx S11.015 ☑

- superficial NEC S10.17 ☑
  - insect S10.16 ☑
- leg (lower) S81.85 ☑
  - ankle — *see* Bite, ankle
  - foot — *see* Bite, foot
  - knee — *see* Bite, knee
  - superficial NEC S80.87 ☑
    - insect S80.86 ☑
  - toe — *see* Bite, toe
  - upper — *see* Bite, thigh
- lip S01.551 ☑
  - superficial NEC S00.571 ☑
    - insect S00.561 ☑
- lizard (venomous) — *see* Venom, bite, reptile
- loin — *see* Bite, abdomen, wall
- lower back — *see* Bite, back, lower
- lumbar region — *see* Bite, back, lower
- malar region — *see* Bite, head, specified site NEC
- mammary — *see* Bite, breast
- marine animals (venomous) — *see* Toxicity, venom, marine animal
- mastoid region — *see* Bite, head, specified site NEC
- mouth — *see* Bite, oral cavity
- nail
  - finger — *see* Bite, finger
  - toe — *see* Bite, toe
- nape — *see* Bite, neck, specified site NEC
- nasal (septum) (sinus) — *see* Bite, nose
- nasopharynx — *see* Bite, head, specified site NEC
- neck S11.95 ☑
  - involving

- cervical esophagus — *see* Bite, esophagus, cervical
- larynx — *see* Bite, larynx
- pharynx — *see* Bite, pharynx
- thyroid gland S11.15 ☑
- trachea — *see* Bite, trachea
- specified site NEC S11.85 ☑
  - superficial NEC S10.87 ☑
    - insect S10.86 ☑
  - superficial NEC S10.97 ☑
    - insect S10.96 ☑
  - throat S11.85 ☑
    - superficial NEC S10.17 ☑
      - insect S10.16 ☑
- nose (septum) (sinus) S01.25 ☑
  - superficial NEC S00.37 ☑
    - insect S00.36 ☑
- occipital region — *see* Bite, scalp
- oral cavity S01.552 ☑
  - superficial NEC S00.572 ☑
    - insect S00.562 ☑
- orbital region — *see* Bite, eyelid
- palate — *see* Bite, oral cavity
- palm — *see* Bite, hand
- parietal region — *see* Bite, scalp
- pelvis S31.050 ☑
  - with penetration into retroperitoneal space S31.051 ☑
  - superficial NEC S30.870 ☑
    - insect S30.860 ☑
- penis S31.25 ☑
  - superficial NEC S30.872 ☑
    - insect S30.862 ☑
- perineum

- female — *see* Bite, vulva
- male — *see* Bite, pelvis

periocular area (with or without lacrimal passages) — *see* Bite, eyelid

phalanges
- finger — *see* Bite, finger
- toe — *see* Bite, toe

pharynx S11.25 ☑
- superficial NEC S10.17 ☑
  - insect S10.16 ☑

pinna — *see* Bite, ear

poisonous — *see* Venom

popliteal space — *see* Bite, knee

prepuce — *see* Bite, penis

pubic region — *see* Bite, abdomen, wall

rectovaginal septum — *see* Bite, vulva

red bug B88.09

reptile NEC (*see also* Venom, bite, reptile)
- nonvenomous — *see* Bite, by site
- snake — *see* Venom, bite, snake

sacral region — *see* Bite, back, lower

sacroiliac region — *see* Bite, back, lower

salivary gland — *see* Bite, oral cavity

scalp S01.05 ☑
- superficial NEC S00.07 ☑
  - insect S00.06 ☑

scapular region — *see* Bite, shoulder

scrotum S31.35 ☑
- superficial NEC S30.873 ☑
  - insect S30.863 ☑

sea-snake (venomous) — *see* Toxicity, venom, snake, sea snake

shin — *see* Bite, leg

shoulder S41.05 ☑

- superficial NEC S40.27 ☑
  - insect S40.26 ☑
- snake (*see also* Venom, bite, snake)
  - nonvenomous — *see* Bite, by site
- spermatic cord — *see* Bite, testis
- spider (venomous) — *see* Toxicity, venom, spider
  - nonvenomous — *see* Bite, by site, superficial, insect
- sternal region — *see* Bite, thorax, front
- submaxillary region — *see* Bite, head, specified site NEC
- submental region — *see* Bite, head, specified site NEC
- subungual
  - finger(s) — *see* Bite, finger
  - toe — *see* Bite, toe
- superficial — *see* Bite, by site, superficial
- supraclavicular fossa S11.85 ☑
- supraorbital — *see* Bite, head, specified site NEC
- temple, temporal region — *see* Bite, head, specified site NEC
- temporomandibular area — *see* Bite, cheek
- testis S31.35 ☑
  - superficial NEC S30.873 ☑
    - insect S30.863 ☑
- thigh S71.15 ☑
  - superficial NEC S70.37 ☑
    - insect S70.36 ☑
- thorax, thoracic (wall) S21.95 ☑
  - back S21.25 ☑
    - with penetration into thoracic cavity S21.45 ☑
  - breast — *see* Bite, breast
  - front S21.15 ☑
    - with penetration into thoracic cavity S21.35 ☑
  - superficial NEC S20.97 ☑

- back S20.47
- front S20.37
- insect S20.96
  - back S20.46
  - front S20.36

throat — *see* Bite, neck, throat

thumb S61.05
- with
  - damage to nail S61.15
- superficial NEC S60.37
  - insect S60.36

thyroid S11.15
- superficial NEC S10.87
  - insect S10.86

toe(s) S91.15
- with
  - damage to nail S91.25
- great S91.15
  - with
    - damage to nail S91.25
- lesser S91.15
  - with
    - damage to nail S91.25
- superficial NEC S90.47
  - great S90.47
  - insect S90.46
    - great S90.46

tongue S01.552

trachea S11.025
- superficial NEC S10.17
  - insect S10.16

- tunica vaginalis — *see* Bite, testis
- tympanum, tympanic membrane — *see* Bite, ear
- umbilical region S31.155 ☑
- uvula — *see* Bite, oral cavity
- vagina — *see* Bite, vulva
- venomous — *see* Venom
- vocal cords S11.035 ☑
  - superficial NEC S10.17 ☑
    - insect S10.16 ☑
- vulva S31.45 ☑
  - superficial NEC S30.874 ☑
    - insect S30.864 ☑
- wrist S61.55 ☑
  - superficial NEC S60.87 ☑
    - insect S60.86 ☑

Biting, cheek or lip K13.1

Biventricular failure (heart) I50.82

Björck (-Thorson) syndrome (malignant carcinoid) E34.09

Black
- death A20.9
- eye S00.1 ☑
- hairy tongue K14.3
- heel (foot) S90.3 ☑
- lung (disease) J60
- palm (hand) S60.22 ☑

Blackfan-Diamond anemia or syndrome (congenital hypoplastic anemia) D61.01

Blackhead L70.0

Blackout R55

Bladder — *see* condition

Blast (air) (hydraulic) (immersion) (underwater)
- blindness S05.8X ☑
- injury

- abdomen or thorax — *see* Injury, by site
- ear (acoustic nerve trauma) — *see* Injury, nerve, acoustic, specified type NEC
- syndrome NEC T70.8 ☑

Blastoma — *see* Neoplasm, malignant, by site
- pulmonary — *see* Neoplasm, lung, malignant

Blastomycosis, blastomycotic B40.9
- Brazilian — *see* Paracoccidioidomycosis
- cutaneous B40.3
- disseminated B40.7
- European — *see* Cryptococcosis
- generalized B40.7
- keloidal B48.0
- North American B40.9
- primary pulmonary B40.0
- pulmonary B40.2
  - acute B40.0
  - chronic B40.1
- skin B40.3
- South American — *see* Paracoccidioidomycosis
- specified NEC B40.89

Bleb(s) R23.8
- emphysematous (lung) (solitary) J43.9
- endophthalmitis H59.43
- filtering (vitreous), after glaucoma surgery Z98.83
- inflamed (infected), postprocedural H59.40
  - stage 1 H59.41
  - stage 2 H59.42
  - stage 3 H59.43
- lung (ruptured) J43.9
  - congenital — *see* Atelectasis
  - newborn P25.8
- subpleural (emphysematous) J43.9

- **Blebitis**, postprocedural H59.40
  - stage 1 H59.41
  - stage 2 H59.42
  - stage 3 H59.43
- **Bleeder** (familial) (hereditary) — *see* Hemophilia
- **Bleeding** (*see also* Hemorrhage)
  - anal K62.5
  - anovulatory N97.0
  - atonic, following delivery O72.1
  - capillary I78.8
    - puerperal O72.2
  - contact (postcoital) N93.0
  - due to uterine subinvolution N85.3
  - ear — *see* Otorrhagia
  - excessive, associated with menopausal onset N92.4
  - familial — *see* Defect, coagulation
  - following intercourse N93.0
  - gastrointestinal K92.2
  - hemorrhoids — *see* Hemorrhoids
  - intermenstrual (regular) N92.3
    - irregular N92.1
  - intraoperative — *see* Complication, intraoperative, hemorrhage
  - irregular N92.6
  - menopausal N92.4
  - newborn, intraventricular — *see* Newborn, affected by, hemorrhage, intraventricular
  - nipple N64.59
  - nose R04.0
  - ovulation N92.3
  - perimenopausal N92.4
  - postclimacteric N95.0
  - postcoital N93.0
  - postmenopausal N95.0

- postclimacteric N95.0
- postcoital N93.0
- postmenopausal N95.0
- postoperative — *see* Complication, postprocedural, hemorrhage
- preclimacteric N92.4
- pre-pubertal vaginal N93.1
- puberty (excessive, with onset of menstrual periods) N92.2
- rectum, rectal K62.5
  - newborn P54.2
- tendencies — *see* Defect, coagulation
- throat R04.1
- tooth socket (post-extraction) K91.840
- umbilical stump P51.9
- uterus, uterine NEC N93.9
  - climacteric N92.4
  - dysfunctional or functional N93.8
  - menopausal N92.4
  - preclimacteric or premenopausal N92.4
  - unrelated to menstrual cycle N93.9
- vagina, vaginal (abnormal) N93.9
  - dysfunctional or functional N93.8
  - newborn P54.6
  - pre-pubertal N93.1
- vicarious N94.89

Blennorrhagia, blennorrhagic — *see* Gonorrhea

Blennorrhea (acute) (chronic) (*see also* Gonorrhea)
- inclusion (neonatal) (newborn) P39.1
- lower genitourinary tract (gonococcal) A54.00
- neonatorum (gonococcal ophthalmia) A54.31

Blepharelosis — *see* Entropion

Blepharitis (angularis) (ciliaris) (eyelid) (marginal) (nonulcerative) H01.009

- herpes zoster B02.39
- left H01.006
  - lower H01.005
  - upper H01.004
  - upper and lower H01.00B
- right H01.003
  - lower H01.002
  - upper H01.001
  - upper and lower H01.00A
- squamous H01.029
  - left H01.026
    - lower H01.025
    - upper H01.024
    - upper and lower H01.02B
  - right H01.023
    - lower H01.022
    - upper H01.021
    - upper and lower H01.02A
- ulcerative H01.019
  - left H01.016
    - lower H01.015
    - upper H01.014
    - upper and lower H01.01B
  - right H01.013
    - lower H01.012
    - upper H01.011
    - upper and lower H01.01A

Blepharochalasis H02.30
- congenital Q10.0
- left H02.36
  - lower H02.35
  - upper H02.34

- right H02.33
  - lower H02.32
  - upper H02.31
- **Blepharoclonus** H02.59
- **Blepharoconjunctivitis** H10.50 ☑
  - angular H10.52 ☑
  - contact H10.53 ☑
  - ligneous H10.51 ☑
- **Blepharophimosis** (eyelid) H02.529
  - congenital Q10.3
  - left H02.526
    - lower H02.525
    - upper H02.524
  - right H02.523
    - lower H02.522
    - upper H02.521
- **Blepharoptosis** H02.40 ☑
  - congenital Q10.0
  - mechanical H02.41 ☑
  - myogenic H02.42 ☑
  - neurogenic H02.43 ☑
  - paralytic H02.43 ☑
- **Blepharopyorrhea**, gonococcal A54.39
- **Blepharospasm** G24.5
  - drug induced G24.01
- **Blighted** ovum O02.0
- **Blind** (*see also* Blindness)
  - bronchus (congenital) Q32.4
  - loop syndrome K90.2
    - congenital Q43.8

- sac, fallopian tube (congenital) Q50.6
- spot, enlarged — *see* Defect, visual field, localized, scotoma, blind spot area
- tract or tube, congenital NEC — *see* Atresia, by site

Blindness (acquired) (congenital) (both eyes) H54.0X ☑

- blast S05.8X ☑
- color — *see* Deficiency, color vision
- concussion S05.8X ☑
- cortical H47.619
  - left brain H47.612
  - right brain H47.611
- day H53.11
- due to injury (current episode) S05.9 ☑
  - sequelae-code to injury with seventh character S
- eclipse (total) — *see* Retinopathy, solar
- emotional (hysterical) F44.6
- face H53.16
- hysterical F44.6
- legal (both eyes) (USA definition) H54.8
- mind R48.8
- night H53.60
  - abnormal dark adaptation curve H53.61
  - acquired H53.62
  - congenital H53.63
  - specified type NEC H53.69
  - vitamin A deficiency E50.5
- one eye (other eye normal) H54.40
  - left (normal vision on right) H54.42 ☑
    - low vision on right H54.12 ☑
  - low vision, other eye H54.10
  - right (normal vision on left) H54.41 ☑
    - low vision on left H54.11 ☑

- psychic R48.8
- river B73.01
- snow — *see* Photokeratitis
- sun, solar — *see* Retinopathy, solar
- transient — *see* Disturbance, vision, subjective, loss, transient
- traumatic (current episode) S05.9 ☑
- word (developmental) F81.0
  - acquired R48.0
  - secondary to organic lesion R48.0

Blister (nonthermal)
- abdominal wall S30.821 ☑
- alveolar process S00.522 ☑
- ankle S90.52 ☑
- antecubital space — *see* Blister, elbow
- anus S30.827 ☑
- arm (upper) S40.82 ☑
- auditory canal — *see* Blister, ear
- auricle — *see* Blister, ear
- axilla — *see* Blister, arm
- back, lower S30.820 ☑
- beetle dermatitis L24.89
- breast S20.12 ☑
- brow S00.82 ☑
- calf — *see* Blister, leg
- canthus — *see* Blister, eyelid
- cheek S00.82 ☑
  - internal S00.522 ☑
- chest wall — *see* Blister, thorax
- chin S00.82 ☑
- costal region — *see* Blister, thorax
- digit(s)
  - foot — *see* Blister, toe
  - hand — *see* Blister, finger

- due to burn — *see* Burn, by site, second degree
- ear S00.42 ☑
- elbow S50.32 ☑
- epiglottis S10.12 ☑
- esophagus, cervical S10.12 ☑
- eyebrow — *see* Blister, eyelid
- eyelid S00.22 ☑
- face S00.82 ☑
- fever B00.1
- finger(s) S60.429 ☑
  - index S60.42 ☑
  - little S60.42 ☑
  - middle S60.42 ☑
  - ring S60.42 ☑
- flank S30.82A ☑
- foot (except toe(s) alone) S90.82 ☑
  - toe — *see* Blister, toe
- forearm S50.82 ☑
  - elbow only — *see* Blister, elbow
- forehead S00.82 ☑
- fracture - omit code
- genital organ
  - female S30.826 ☑
  - male S30.825 ☑
- gum S00.522 ☑
- hand S60.52 ☑
- head S00.92 ☑

- ear — *see* Blister, ear
- eyelid — *see* Blister, eyelid
- lip S00.521 ☑
- nose S00.32 ☑
- oral cavity S00.522 ☑
- scalp S00.02 ☑
- specified site NEC S00.82 ☑

heel — *see* Blister, foot
hip S70.22 ☑
interscapular region S20.429 ☑
jaw S00.82 ☑
knee S80.22 ☑
larynx S10.12 ☑
leg (lower) S80.82 ☑
- knee — *see* Blister, knee
- upper — *see* Blister, thigh

lip S00.521 ☑
malar region S00.82 ☑
mammary — *see* Blister, breast
mastoid region S00.82 ☑
mouth S00.522 ☑
multiple, skin, nontraumatic R23.8
nail
- finger — *see* Blister, finger
- toe — *see* Blister, toe

nasal S00.32 ☑
neck S10.92 ☑
- specified site NEC S10.82 ☑
- throat S10.12 ☑

nose S00.32 ☑
occipital region S00.02 ☑
oral cavity S00.522 ☑
orbital region — *see* Blister, eyelid

- palate S00.522 ☑
- palm — *see* Blister, hand
- parietal region S00.02 ☑
- pelvis S30.820 ☑
- penis S30.822 ☑
- periocular area — *see* Blister, eyelid
- phalanges
  - finger — *see* Blister, finger
  - toe — *see* Blister, toe
- pharynx S10.12 ☑
- pinna — *see* Blister, ear
- popliteal space — *see* Blister, knee
- scalp S00.02 ☑
- scapular region — *see* Blister, shoulder
- scrotum S30.823 ☑
- shin — *see* Blister, leg
- shoulder S40.22 ☑
- sternal region S20.329 ☑
- submaxillary region S00.82 ☑
- submental region S00.82 ☑
- subungual
  - finger(s) — *see* Blister, finger
  - toe(s) — *see* Blister, toe
- supraclavicular fossa S10.82 ☑
- supraorbital S00.82 ☑
- temple S00.82 ☑
- temporal region S00.82 ☑
- testis S30.823 ☑
- thermal — *see* Burn, by site, second degree
- thigh S70.32 ☑
- thorax, thoracic (wall) S20.92 ☑

- back S20.42 ☑
- front S20.32 ☑
- throat S10.12 ☑
- thumb S60.32 ☑
- toe(s) S90.42 ☑
  - great S90.42 ☑
- tongue S00.522 ☑
- trachea S10.12 ☑
- tympanum, tympanic membrane — *see* Blister, ear
- upper arm — *see* Blister, arm (upper)
- uvula S00.522 ☑
- vagina S30.824 ☑
- vocal cords S10.12 ☑
- vulva S30.824 ☑
- wrist S60.82 ☑

Bloating R14.0

Bloch-Sulzberger disease or syndrome Q82.3

Block, blocked
- alveolocapillary J84.10
- arborization (heart) I45.5
- arrhythmic I45.9
- atrioventricular (incomplete) (partial) I44.30
  - with atrioventricular dissociation I44.2
  - complete I44.2
    - congenital Q24.6
  - congenital Q24.6
  - first degree I44.0
  - second degree (types I and II) I44.1
  - specified NEC I44.39
  - third degree I44.2
  - types I and II I44.1

- auriculoventricular — *see* Block, atrioventricular
- bifascicular (cardiac) I45.2
- bundle-branch (complete) (false) (incomplete) I45.4
  - bilateral I45.2
  - left I44.7
    - with right bundle branch block I45.2
    - hemiblock I44.60
      - anterior I44.4
      - posterior I44.5
    - incomplete I44.7
      - with right bundle branch block I45.2
  - right I45.10
    - with
      - left bundle branch block I45.2
      - left fascicular block I45.2
    - specified NEC I45.19
  - Wilson's type I45.19
- cardiac I45.9
- conduction I45.9
  - complete I44.2
- fascicular (left) I44.60
  - anterior I44.4
  - posterior I44.5
  - right I45.0
  - specified NEC I44.69
- foramen Magendie (acquired) G91.1
  - congenital Q03.1
    - with spina bifida — *see* Spina bifida, by site, with hydrocephalus
- heart I45.9
  - bundle branch I45.4
    - bilateral I45.2

- complete (atrioventricular) I44.2
- congenital Q24.6
- first degree (atrioventricular) I44.0
- second degree (atrioventricular) I44.1
- specified type NEC I45.5
- third degree (atrioventricular) I44.2

hepatic vein I82.0
intraventricular (nonspecific) I45.4
- bundle branch
  - bilateral I45.2

kidney N28.9
- postcystoscopic or postprocedural N99.0

Mobitz (types I and II) I44.1
myocardial — *see* Block, heart
nodal I45.5
organ or site, congenital NEC — *see* Atresia, by site
portal (vein) I81
second degree (types I and II) I44.1
sinoatrial I45.5
sinoauricular I45.5
third degree I44.2
trifascicular I45.3
tubal N97.1
vein NOS I82.90
Wenckebach (types I and II) I44.1

Blockage — *see* Obstruction
Blocq's disease F44.4
Blood
constituents, abnormal R78.9
disease D75.9
donor — *see* Donor, blood
dyscrasia D75.9
- with
  - abortion — *see* Abortion, by type, complicated by, hemorrhage
  - ectopic pregnancy O08.1
  - molar pregnancy O08.1

- following ectopic or molar pregnancy O08.1
- newborn P61.9
- puerperal, postpartum O72.3

flukes NEC — *see* Schistosomiasis
in
- feces K92.1
  - occult R19.5
- urine — *see* Hematuria

mole O02.0
occult in feces R19.5
pressure
- decreased, due to shock following injury T79.4 ☑
- examination only Z01.30
- fluctuating I99.8
- high — *see* Hypertension
  - borderline R03.0
  - incidental reading, without diagnosis of hypertension R03.0
- low (*see also* Hypotension)
  - incidental reading, without diagnosis of hypotension R03.1

spitting — *see* Hemoptysis
staining cornea — *see* Pigmentation, cornea, stromal
transfusion
- reaction or complication — *see* Complications, transfusion

type
- A (Rh positive) Z67.10
  - Rh negative Z67.11
- AB (Rh positive) Z67.30
  - Rh negative Z67.31
- B (Rh positive) Z67.20
  - Rh negative Z67.21
- O (Rh positive) Z67.40
  - Rh negative Z67.41
- Rh (positive) Z67.90
  - negative Z67.91

- vessel rupture — *see* Hemorrhage
- vomiting — *see* Hematemesis

Blood-forming organs, disease D75.9
Bloodgood's disease — *see* Mastopathy, cystic
Bloom (-Machacek)(-Torre) syndrome Q82.8
Blount disease or osteochondrosis M92.51 ☑
Blue
- baby Q24.9
- diaper syndrome E72.09
- dome cyst (breast) — *see* Cyst, breast
- dot cataract Q12.0
- nevus D22.9
- sclera Q13.5
  - with fragility of bone and deafness Q78.0
- toe syndrome I75.02 ☑

Blueness — *see* Cyanosis
Blues, postpartal O90.6
- baby O90.6

Blurring, visual H53.8
Blushing (abnormal) (excessive) R23.2
BMI — *see* Body, mass index
Boarder, hospital NEC Z76.4
- accompanying sick person Z76.3
- healthy infant or child Z76.2
  - foundling Z76.1

Bockhart's impetigo L01.02
Bodechtel-Guttman disease (subacute sclerosing panencephalitis) A81.1
Boder-Sedgwick syndrome (ataxia-telangiectasia) G11.3
Body, bodies
- Aschoff's — *see* Myocarditis, rheumatic
- asteroid, vitreous — *see* Deposit, crystalline
- cytoid (retina) — *see* Occlusion, artery, retina
- drusen (degenerative) (macula) (retinal) (*see also* Degeneration, macula, drusen)

- optic disc — *see* Drusen, optic disc
- foreign — *see* Foreign body
- loose
  - joint, except knee — *see* Loose, body, joint
    - knee M23.4 ☑
  - sheath, tendon — *see* Disorder, tendon, specified type NEC
- mass index (BMI)
  - adult
    - 19.9 or less Z68.1
    - 20.0-20.9 Z68.20
    - 21.0-21.9 Z68.21
    - 22.0-22.9 Z68.22
    - 23.0-23.9 Z68.23
    - 24.0-24.9 Z68.24
    - 25.0-25.9 Z68.25
    - 26.0-26.9 Z68.26
    - 27.0-27.9 Z68.27
    - 28.0-28.9 Z68.28
    - 29.0-29.9 Z68.29
    - 30.0-30.9 Z68.30
    - 31.0-31.9 Z68.31
    - 32.0-32.9 Z68.32
    - 33.0-33.9 Z68.33
    - 34.0-34.9 Z68.34
    - 35.0-35.9 Z68.35
    - 36.0-36.9 Z68.36
    - 37.0-37.9 Z68.37
    - 38.0-38.9 Z68.38
    - 39.0-39.9 Z68.39
    - 40.0-44.9 Z68.41
    - 45.0-49.9 Z68.42
    - 50.0-59.9 Z68.43
    - 60.0-69.9 Z68.44
    - 70 and over Z68.45

- pediatric
  - 5th percentile to less than 85th percentile for age Z68.52
  - 85th percentile to less than 95th percentile for age Z68.53
  - 95th percentile for age to less than 120% of the 95th percentile for age Z68.54
  - 120% of the 95th percentile for age to less than 140% of the 95th percentile for age Z68.55
  - greater than or equal to 140% of the 95th percentile for age Z68.56
  - less than fifth percentile for age Z68.51
- Mooser's A75.2
- rice (*see also* Loose, body, joint)
  - knee M23.4 ☑
- rocking F98.4

Boeck's
- disease or sarcoid — *see* Sarcoidosis
- lupoid (miliary) D86.3

Boerhaave's syndrome (spontaneous esophageal rupture) K22.3

Boggy
- cervix N88.8
- uterus N85.8

Boil (*see also* Furuncle, by site)
- Aleppo B55.1
- Baghdad B55.1
- Delhi B55.1
- lacrimal
  - gland — *see* Dacryoadenitis
  - passages (duct) (sac) — *see* Inflammation, lacrimal, passages, acute
- Natal B55.1
- orbit, orbital — *see* Abscess, orbit
- tropical B55.1

Bold hives — *see* Urticaria

Bombé, iris — *see* Membrane, pupillary

Bone — *see* condition

Bonnevie-Ullrich syndrome (*see also* Turner's syndrome) Q87.19

Bonnier's syndrome — *see* subcategory H81.8 ☑

Bonvale dam fever T73.3 ☑

Bony block of joint — *see* Ankylosis

BOOP (bronchiolitis obliterans organized pneumonia) J84.89

Borderline

- diabetes mellitus R73.03
- hypertension R03.0
- osteopenia M85.8 ☑
- pelvis, with obstruction during labor O65.1
- personality F60.3

Borna disease A83.9
Bornholm disease B33.0
Boston exanthem A88.0
Botalli, ductus (patent) (persistent) Q25.0
Bothriocephalus latus infestation B70.0
Botulism (foodborne intoxication) A05.1
- infant A48.51
- non-foodborne A48.52
- wound A48.52

Bouba — *see* Yaws
Bouchard's nodes (with arthropathy) M15.2
Bouffée délirante F23
Bouillaud's disease or syndrome (rheumatic heart disease) I01.9
Bourneville's disease Q85.1
Boutonniere deformity (finger) — *see* Deformity, finger, boutonniere
Bouveret (-Hoffmann) syndrome (paroxysmal tachycardia) I47.9
Bovine heart — *see* Hypertrophy, cardiac
Bowel — *see* condition
Bowen's
- dermatosis (precancerous) — *see* Neoplasm, skin, in situ
- disease — *see* Neoplasm, skin, in situ
- epithelioma — *see* Neoplasm, skin, in situ
- type
  - epidermoid carcinoma-in-situ — *see* Neoplasm, skin, in situ
  - intraepidermal squamous cell carcinoma — *see* Neoplasm, skin, in situ

Bowing

- femur (*see also* Deformity, limb, specified type NEC, thigh)
  - congenital Q68.3
- fibula (*see also* Deformity, limb, specified type NEC, lower leg)
  - congenital Q68.4
- forearm — *see* Deformity, limb, specified type NEC, forearm
- leg(s), long bones, congenital Q68.5
- radius — *see* Deformity, limb, specified type NEC, forearm
- tibia (*see also* Deformity, limb, specified type NEC, lower leg)
  - congenital Q68.4

Bowleg(s) (acquired) M21.16 ☑
- congenital Q68.5
- rachitic E64.3

Boyd's dysentery A03.2

Brachial — *see* condition

Brachycardia R00.1

Brachycephaly, non-deformational Q75.022

Bradley's disease A08.19

Bradyarrhythmia, cardiac I49.8

Bradycardia (sinoatrial) (sinus) (vagal) R00.1
- neonatal P29.12
- reflex G90.09
- tachycardia syndrome I49.5

Bradykinesia R25.8

Bradypnea R06.89

Bradytachycardia I49.5

Brailsford's disease or osteochondrosis — *see* Osteochondrosis, juvenile, radius

Brain (*see also* condition)
- death G93.82
- syndrome — *see* Syndrome, brain

Branched-chain amino-acid disorder E71.2

Branchial — *see* condition
- cartilage, congenital Q18.2

- **Branchiogenic** remnant (in neck) Q18.0
- **Brandt's** syndrome (acrodermatitis enteropathica) E83.2
- **Brash** (water) R12
- **Bravais-jacksonian** epilepsy — *see* Epilepsy, localization-related, symptomatic, with simple partial seizures
- **Braxton** Hicks contractions — *see* False, labor
- **Brazilian** leishmaniasis B55.2
- **BRBPR** K62.5
- **Break,** retina (without detachment) H33.30 ☑
  - with retinal detachment — *see* Detachment, retina
  - horseshoe tear H33.31 ☑
  - multiple H33.33 ☑
  - round hole H33.32 ☑
- **Breakdown**
  - device, graft or implant (*see also* Complications, by site and type, mechanical) T85.618 ☑
    - arterial graft NEC — *see* Complication, cardiovascular device, mechanical, vascular
    - breast (implant) T85.41 ☑
    - catheter NEC T85.618 ☑
      - cystostomy T83.010 ☑
      - Hopkins T83.018 ☑
      - ileostomy T83.018 ☑
      - dialysis (renal) T82.41 ☑
        - intraperitoneal T85.611 ☑
      - infusion NEC T82.514 ☑
        - cranial T85.610 ☑
        - epidural T85.610 ☑
        - intrathecal T85.610 ☑
        - spinal T85.610 ☑
        - subarachnoid T85.610 ☑
        - subdural T85.610 ☑
          - nephrostomy T83.012 ☑
          - urethral indwelling T83.011 ☑
          - urinary NEC T83.018 ☑
          - urostomy T83.018 ☑

- electronic (electrode) (pulse generator) (stimulator)
  - bone T84.310 ☑
  - cardiac T82.119 ☑
    - electrode T82.110 ☑
    - pulse generator T82.111 ☑
    - specified type NEC T82.118 ☑
  - nervous system — *see* Complication, prosthetic device, mechanical, electronic nervous system stimulator
  - urinary — *see* Complication, genitourinary, device, urinary, mechanical
- fixation, internal (orthopedic) NEC — *see* Complication, fixation device, mechanical
- gastrointestinal — *see* Complications, prosthetic device, mechanical, gastrointestinal device
- genital NEC T83.418 ☑
  - intrauterine contraceptive device T83.31 ☑
  - penile prosthesis (cylinder) (implanted) (pump) (reservoir) T83.410 ☑
  - testicular prosthesis T83.411 ☑
- heart NEC — *see* Complication, cardiovascular device, mechanical
- intrathecal infusion pump T85.615 ☑
- joint prosthesis — *see* Complications, joint prosthesis, internal, mechanical, by site
- nervous system, specified device NEC T85.615 ☑
- ocular NEC — *see* Complications, prosthetic device, mechanical, ocular device
- orthopedic NEC — *see* Complication, orthopedic, device, mechanical
- specified NEC T85.618 ☑
- subcutaneous device pocket
  - nervous system prosthetic device, implant, or graft T85.890 ☑
  - other internal prosthetic device, implant, or graft T85.898 ☑
- sutures, permanent T85.612 ☑
  - used in bone repair — *see* Complications, fixation device, internal (orthopedic), mechanical
- urinary NEC T83.118 ☑
  - graft T83.21 ☑
  - sphincter, implanted T83.111 ☑
  - stent (ileal conduit) (nephroureteral) T83.113 ☑
    - ureteral indwelling T83.112 ☑
- vascular NEC — *see* Complication, cardiovascular device, mechanical
- ventricular intracranial shunt T85.01 ☑

- nervous F48.8
- perineum O90.1
- respirator J95.850
  - specified NEC J95.859
- ventilator J95.850
  - specified NEC J95.859

Breast (*see also* condition)
- buds E30.1
  - in newborn P96.89
- dense R92.3 ☑
- Imaging Reporting and Data System (BI-RADS): A R92.31 ☑
- Imaging Reporting and Data System (BI-RADS): B R92.32 ☑
- Imaging Reporting and Data System (BI-RADS): C R92.33 ☑
- Imaging Reporting and Data System (BI-RADS): D R92.34 ☑
- Imaging Reporting and Data System (BI-RADS): 1 R92.31 ☑
- Imaging Reporting and Data System (BI-RADS): 2 R92.32 ☑
- Imaging Reporting and Data System (BI-RADS): 3 R92.33 ☑
- Imaging Reporting and Data System (BI-RADS): 4 R92.34 ☑
- nodule (*see also* Lump, breast) N63.0

Breath
- foul R19.6
- holder, child R06.89
- holding spell R06.89
- shortness R06.02

Breathing
- labored — *see* Hyperventilation
- mouth R06.5
  - causing malocclusion M26.59
- periodic R06.3
  - high altitude G47.32

Breathlessness R06.81

Breda's disease — *see* Yaws

Breech presentation (mother) O32.1 ☑

- causing obstructed labor O64.1 ☑
- footling O32.8 ☑
  - causing obstructed labor O64.8 ☑
- incomplete O32.8 ☑
  - causing obstructed labor O64.8 ☑

Breisky's disease N90.4

Brennemann's syndrome I88.0

Brenner
- tumor (benign) D27.9
  - borderline malignancy D39.1 ☑
  - malignant C56 ☑
  - proliferating D39.1 ☑

Bretonneau's disease or angina A36.0

Breus' mole O02.0

Brevicollis Q76.49

Brickmakers' anemia B76.9 *[D63.8]*

Bridge, myocardial Q24.5

Bright red blood per rectum (BRBPR) K62.5

Bright's disease (*see also* Nephritis)
- arteriosclerotic — *see* Hypertension, kidney

Brill (-Zinsser) disease (recrudescent typhus) A75.1

Brill-Symmers' disease C82.90

Brion-Kayser disease — *see* Fever, paratyphoid

Briquet's disorder or syndrome F45.0

Brissaud's
- infantilism or dwarfism E23.0
- motor-verbal tic F95.2

Brittle
- bones disease Q78.0
- nails L60.3
  - congenital Q84.6

- **Broad** (*see also* condition)
  - beta disease E78.2
  - ligament laceration syndrome N83.8
- **Broad-** or floating-betalipoproteinemia E78.2
- **Brock's** syndrome (atelectasis due to enlarged lymph nodes) J98.19
- **Brocq-Duhring** disease (dermatitis herpetiformis) L13.0
- **Brodie's** abscess or disease M86.8X ☑
- **Broken**
  - arches (*see also* Deformity, limb, flat foot)
  - arm (meaning upper limb) — *see* Fracture, arm
  - back — *see* Fracture, vertebra
  - bone — *see* Fracture
  - implant or internal device — *see* Complications, by site and type, mechanical
  - leg (meaning lower limb) — *see* Fracture, leg
  - nose S02.2 ☑
  - tooth, teeth — *see* Fracture, tooth
- **Bromhidrosis,** bromidrosis L75.0
- **Bromidism,** bromism G92.8
  - due to
    - correct substance properly administered — *see* Table of Drugs and Chemicals, by drug, adverse effect
    - overdose or wrong substance given or taken — *see* Table of Drugs and Chemicals, by drug, poisoning
  - chronic (dependence) F13.20
- **Bromidrosiphobia** F40.298
- **Bronchi,** bronchial — *see* condition
- **Bronchiectasis** (cylindrical) (diffuse) (fusiform) (localized) (saccular) J47.9
  - with
    - acute
      - bronchitis J47.0
      - lower respiratory infection J47.0
    - exacerbation (acute) J47.1
  - congenital Q33.4
  - tuberculous NEC — *see* Tuberculosis, pulmonary

Bronchiolectasis — *see* Bronchiectasis
Bronchiolitis (acute) (infective) (subacute) J21.9
- with
  - bronchospasm or obstruction J21.9
  - influenza, flu or grippe — *see* Influenza, with, respiratory manifestations NEC
- chemical (chronic) J68.4
  - acute J68.0
- chronic (fibrosing) J44.89
  - obliterative J44.81
- due to
  - external agent — *see* Bronchitis, acute, due to
  - human metapneumovirus J21.1
  - respiratory syncytial virus (RSV) J21.0
  - specified organism NEC J21.8
- fibrosa obliterans J44.81
- influenzal — *see* Influenza, with, respiratory manifestations NEC
- obliterans (*see also* Bronchiolitis, obliterative) J44.81
  - with organizing pneumonia (BOOP) J84.89
  - syndrome J44.81
- obliterative (chronic) (subacute) (*see also* Bronchiolitis, obliterans) J44.81
  - due to chemicals, gases, fumes or vapors (inhalation) (*see also* Disease, respiratory, chronic, due to chemicals, gases, fumes or vapors) J44.81
  - due to fumes or vapors (*see also* Disease, respiratory, chronic, due to chemicals, gases, fumes or vapors) J44.81
- respiratory, interstitial lung disease J84.115

Bronchitis (diffuse) (fibrinous) (hypostatic) (infective) (membranous) J40
- with
  - influenza, flu or grippe — *see* Influenza, with, respiratory manifestations NEC
  - obstruction (airway) (lung) J44.89
  - tracheitis (l5 years of age and above) J40
    - acute or subacute J20.9
    - chronic J42
    - under l5 years of age J20.9

- acute or subacute (with bronchospasm or obstruction) J20.9
  - with
    - bronchiectasis J47.0
    - chronic obstructive pulmonary disease J44.0
  - chemical (due to gases, fumes or vapors) J68.0
  - due to
    - fumes or vapors J68.0
    - Haemophilus influenzae J20.1
    - Mycoplasma pneumoniae J20.0
    - radiation J70.0
    - specified organism NEC J20.8
    - Streptococcus J20.2
    - virus
      - coxsackie J20.3
      - echovirus J20.7
      - parainfluenzae J20.4
      - respiratory syncytial (RSV) J20.5
      - rhinovirus J20.6
  - viral NEC J20.8
- allergic (acute) J45.909
  - with
    - exacerbation (acute) J45.901
    - status asthmaticus J45.902
- arachidic T17.528 ☑
- aspiration (due to food and vomit) J69.0
- asthmatic J45.9 ☑
  - chronic J44.89
    - with
      - acute lower respiratory infection J44.0
      - exacerbation (acute) J44.1
- capillary — *see* Pneumonia, broncho
- caseous (tuberculous) A15.5
- Castellani's A69.8
- catarrhal (15 years of age and above) J40

- acute — *see* Bronchitis, acute
- chronic J41.0
- under 15 years of age J20.9

chemical (acute) (subacute) J68.0
- chronic (*see also* Disease, respiratory, chronic, due to chemicals, gases, fumes or vapors) J42
- due to fumes or vapors (*see also* Disease, respiratory, chronic, due to chemicals, gases, fumes or vapors) J42
  - chronic J68.4

chronic J42
- with
  - airways obstruction J44.89
  - tracheitis (chronic) J42
- asthmatic (obstructive) J44.89
- catarrhal J41.0
- chemical (due to fumes or vapors) (*see also* Disease, respiratory, chronic, due to chemicals, gases, fumes or vapors) J42
- due to
  - chemicals, gases, fumes or vapors (inhalation) (*see also* Disease, respiratory, chronic, due to chemicals, gases, fumes or vapors) J42
  - radiation J70.1
  - tobacco smoking J41.0
- emphysematous J44.89
- mucopurulent J41.1
- non-obstructive J41.0
- obliterans — *see* Bronchiolitis, obliterans
- obstructive J44.89
- purulent J41.1
- simple J41.0

croupous — *see* Bronchitis, acute
due to gases, fumes or vapors (chemical) J68.0
emphysematous (obstructive) J44.89
exudative — *see* Bronchitis, acute
fetid J41.1
grippal — *see* Influenza, with, respiratory manifestations NEC
in those under 15 years age — *see* Bronchitis, acute

- chronic — *see* Bronchitis, chronic
- influenzal — *see* Influenza, with, respiratory manifestations NEC
- mixed simple and mucopurulent J41.8
- moulder's J62.8
- mucopurulent (chronic) (recurrent) J41.1
  - acute or subacute J20.9
  - simple (mixed) J41.8
- obliterans (chronic) — *see* Bronchiolitis, obliterans
- obstructive (chronic) (diffuse) J44.89
- pituitous J41.1
- pneumococcal, acute or subacute J20.2
- pseudomembranous, acute or subacute — *see* Bronchitis, acute
- purulent (chronic) (recurrent) J41.1
  - acute or subacute — *see* Bronchitis, acute
- putrid J41.1
- senile (chronic) J42
- simple and mucopurulent (mixed) J41.8
- smokers' J41.0
- spirochetal NEC A69.8
- subacute — *see* Bronchitis, acute
- suppurative (chronic) J41.1
  - acute or subacute — *see* Bronchitis, acute
- tuberculous A15.5
- under l5 years of age — *see* Bronchitis, acute
  - chronic — *see* Bronchitis, chronic
- viral NEC, acute or subacute (*see also* Bronchitis, acute) J20.8

Bronchoalveolitis J18.0

Bronchoaspergillosis B44.1

Bronchocele meaning goiter E04.0

Broncholithiasis J98.09
- tuberculous NEC A15.5

- **Bronchomalacia** J98.09
  - congenital Q32.2
- **Bronchomycosis** NOS B49 *[J99]*
  - candidal B37.1
- **Bronchopleuropneumonia** — *see* Pneumonia, broncho
- **Bronchopneumonia** — *see* Pneumonia, broncho
- **Bronchopneumonitis** — *see* Pneumonia, broncho
- **Bronchopulmonary** — *see* condition
- **Bronchopulmonitis** — *see* Pneumonia, broncho
- **Bronchorrhagia** (see Hemoptysis)
- **Bronchorrhea** J98.09
  - acute J20.9
  - chronic (infective) (purulent) J42
- **Bronchospasm** (acute) J98.01
  - with
    - bronchiolitis, acute J21.9
    - bronchitis, acute (conditions in J20 ☑) — *see* Bronchitis, acute
  - due to external agent — *see* condition, respiratory, acute, due to
  - exercise induced J45.990
- **Bronchospirochetosis** A69.8
  - Castellani A69.8
- **Bronchostenosis** J98.09
- **Bronchus** — *see* condition
- **Brontophobia** F40.220
- **Bronze** baby syndrome P83.88
- **Brooke's** tumor — *see* Neoplasm, skin, benign
- **Brown** enamel of teeth (hereditary) K00.5
- **Brown's** sheath syndrome H50.61 ☑
- **Brown-Séquard** disease, paralysis or syndrome G83.81
- **Bruce** sepsis A23.0
- **Brucellosis** (infection) A23.9

- abortus A23.1
- canis A23.3
- dermatitis A23.9
- melitensis A23.0
- mixed A23.8
- sepsis A23.9
  - melitensis A23.0
  - specified NEC A23.8
- suis A23.2

Bruck-de Lange disease Q87.19

Bruck's disease — *see* Deformity, limb

BRUE (brief resolved unexplained event) R68.13

Brugsch's syndrome Q82.8

Bruise (skin surface intact) (*see also* Contusion)
- with
  - open wound — *see* Wound, open
- internal organ — *see* Injury, by site
- newborn P54.5
- scalp, due to birth injury, newborn P12.3
- umbilical cord O69.5 ☑

Bruit (arterial) R09.89
- cardiac R01.1

Brush burn — *see* Abrasion, by site

Bruton's X-linked agammaglobulinemia D80.0

Bruxism
- psychogenic F45.8
- sleep related G47.63

Bubbly lung syndrome P27.0

Bubo I88.8
- blennorrhagic (gonococcal) A54.89
- chancroidal A57
- climatic A55
- due to Haemophilus ducreyi A57
- gonococcal A54.89
- indolent (nonspecific) I88.8
- inguinal (nonspecific) I88.8

- chancroidal A57
- climatic A55
- due to H. ducreyi A57
- infective I88.8
- scrofulous (tuberculous) A18.2
- soft chancre A57
- suppurating — *see* Lymphadenitis, acute
- syphilitic (primary) A51.0
  - congenital A50.07
- tropical A55
- virulent (chancroidal) A57

Bubonic plague A20.0

Bubonocele — *see* Hernia, inguinal

Buccal — *see* condition

Buchanan's disease or osteochondrosis M91.0

Buchem's syndrome (hyperostosis corticalis) M85.2

Bucket-handle fracture or tear (semilunar cartilage) — *see* Tear, meniscus

Budd-Chiari syndrome (hepatic vein thrombosis) I82.0

Budgerigar fancier's disease or lung J67.2

Buds
- breast E30.1
  - in newborn P96.89

Buerger's disease (thromboangiitis obliterans) I73.1

Bulbar — *see* condition

Bulbus cordis (left ventricle) (persistent) Q21.8

Bulimia (nervosa) F50.2 ☑
- atypical F50.9
- normal weight F50.9

Bulky
- stools R19.5
- uterus N85.2

Bulla(e) R23.8

- lung (emphysematous) (solitary) J43.9
  - newborn P25.8
- **Bullet** wound (*see also* Puncture)
  - fracture - code as Fracture, by site
  - internal organ — *see* Injury, by site
- **Bundle**
  - branch block (complete) (false) (incomplete) — *see* Block, bundle-branch
  - of His — *see* condition
- **Bunion** M21.61 ☑
  - tailor's M21.62 ☑
- **Bunionette** M21.62 ☑
- **Buphthalmia**, buphthalmos (congenital) Q15.0
- **Burdwan** fever B55.0
- **Bürger-Grütz** disease or syndrome E78.3
- **Buried**
  - penis (congenital) Q55.64
    - acquired N48.83
  - roots K08.3
- **Burke's** syndrome K86.89
- **Burkholderia**
  - cepacia A49.8
  - mallei A24.0
  - pseudomallei — *see* Melioidosis
- **Burkitt**
  - cell leukemia C91.0 ☑
  - lymphoma (malignant) C83.7 ☑
    - small noncleaved, diffuse C83.7 ☑
    - spleen C83.77
    - undifferentiated C83.7 ☑
  - tumor C83.7 ☑
  - type

- acute lymphoblastic leukemia C91.0 ☑
- undifferentiated C83.7 ☑

Burn (electricity) (flame) (hot gas, liquid or hot object) (radiation) (steam) (thermal) T30.0

- abdomen, abdominal (muscle) (wall) T21.02 ☑
  - first degree T21.12 ☑
  - second degree T21.22 ☑
  - third degree T21.32 ☑
- above elbow T22.039 ☑
  - first degree T22.139 ☑
  - left T22.032 ☑
    - first degree T22.132 ☑
    - second degree T22.232 ☑
    - third degree T22.332 ☑
  - right T22.031 ☑
    - first degree T22.131 ☑
    - second degree T22.231 ☑
    - third degree T22.331 ☑
  - second degree T22.239 ☑
  - third degree T22.339 ☑
- acid (caustic) (external) (internal) — *see* Corrosion, by site
- alimentary tract NEC T28.2 ☑
  - esophagus T28.1 ☑
  - mouth T28.0 ☑
  - pharynx T28.0 ☑
- alkaline (caustic) (external) (internal) — *see* Corrosion, by site
- ankle T25.019 ☑
  - first degree T25.119 ☑
  - left T25.012 ☑
    - first degree T25.112 ☑
    - second degree T25.212 ☑
    - third degree T25.312 ☑

- multiple with foot — *see* Burn, lower, limb, multiple, ankle and foot
- right T25.011 ☑
  - first degree T25.111 ☑
  - second degree T25.211 ☑
  - third degree T25.311 ☑
- second degree T25.219 ☑
- third degree T25.319 ☑

anus — *see* Burn, buttock

arm (lower) (upper) — *see* Burn, upper, limb

- axilla T22.049 ☑
  - first degree T22.149 ☑
  - left T22.042 ☑
    - first degree T22.142 ☑
    - second degree T22.242 ☑
    - third degree T22.342 ☑
  - right T22.041 ☑
    - first degree T22.141 ☑
    - second degree T22.241 ☑
    - third degree T22.341 ☑
  - second degree T22.249 ☑
  - third degree T22.349 ☑
- back (lower) T21.04 ☑
  - first degree T21.14 ☑
  - second degree T21.24 ☑
  - third degree T21.34 ☑
  - upper T21.03 ☑
    - first degree T21.13 ☑
    - second degree T21.23 ☑
    - third degree T21.33 ☑
- blisters - code as Burn, second degree, by site

breast(s) — *see* Burn, chest wall

- buttock(s) T21.05 ☑

- first degree T21.15 ☑
- second degree T21.25 ☑
- third degree T21.35 ☑

calf T24.039 ☑
- first degree T24.139 ☑
- left T24.032 ☑
  - first degree T24.132 ☑
  - second degree T24.232 ☑
  - third degree T24.332 ☑
- right T24.031 ☑
  - first degree T24.131 ☑
  - second degree T24.231 ☑
  - third degree T24.331 ☑
- second degree T24.239 ☑
- third degree T24.339 ☑

canthus (eye) — *see* Burn, eyelid

caustic acid or alkaline — *see* Corrosion, by site

cervix T28.3 ☑

cheek T20.06 ☑
- first degree T20.16 ☑
- second degree T20.26 ☑
- third degree T20.36 ☑

chemical (acids) (alkalines) (caustics) (external) (internal) — *see* Corrosion, by site

chest wall T21.01 ☑
- first degree T21.11 ☑
- second degree T21.21 ☑
- third degree T21.31 ☑

chin T20.03 ☑
- first degree T20.13 ☑
- second degree T20.23 ☑
- third degree T20.33 ☑

- colon T28.2 ☑
- conjunctiva (and cornea) — *see* Burn, cornea
- cornea (and conjunctiva) T26.1 ☑
  - chemical — *see* Corrosion, cornea
- corrosion (external) (internal) — *see* Corrosion, by site
- deep necrosis of underlying tissue - code as Burn, third degree, by site
- dorsum of hand T23.069 ☑
  - first degree T23.169 ☑
  - left T23.062 ☑
    - first degree T23.162 ☑
    - second degree T23.262 ☑
    - third degree T23.362 ☑
  - right T23.061 ☑
    - first degree T23.161 ☑
    - second degree T23.261 ☑
    - third degree T23.361 ☑
  - second degree T23.269 ☑
  - third degree T23.369 ☑
- due to ingested chemical agent — *see* Corrosion, by site
- ear (auricle) (external) (canal) T20.01 ☑
  - first degree T20.11 ☑
  - second degree T20.21 ☑
  - third degree T20.31 ☑
- elbow T22.029 ☑
  - first degree T22.129 ☑
  - left T22.022 ☑
    - first degree T22.122 ☑
    - second degree T22.222 ☑
    - third degree T22.322 ☑
  - right T22.021 ☑

- first degree T22.121 ☑
- second degree T22.221 ☑
- third degree T22.321 ☑
- second degree T22.229 ☑
- third degree T22.329 ☑

epidermal loss - code as Burn, second degree, by site

erythema, erythematous - code as Burn, first degree, by site

esophagus T28.1 ☑

extent (percentage of body surface)

- less than 10 percent T31.0
- 10-19 percent T31.10
  - with 0-9 percent third degree burns T31.10
  - with 10-19 percent third degree burns T31.11
- 20-29 percent T31.20
  - with 0-9 percent third degree burns T31.20
  - with 10-19 percent third degree burns T31.21
  - with 20-29 percent third degree burns T31.22
- 30-39 percent T31.30
  - with 0-9 percent third degree burns T31.30
  - with 10-19 percent third degree burns T31.31
  - with 20-29 percent third degree burns T31.32
  - with 30-39 percent third degree burns T31.33
- 40-49 percent T31.40
  - with 0-9 percent third degree burns T31.40
  - with 10-19 percent third degree burns T31.41
  - with 20-29 percent third degree burns T31.42
  - with 30-39 percent third degree burns T31.43
  - with 40-49 percent third degree burns T31.44
- 50-59 percent T31.50
  - with 0-9 percent third degree burns T31.50
  - with 10-19 percent third degree burns T31.51
  - with 20-29 percent third degree burns T31.52
  - with 30-39 percent third degree burns T31.53
  - with 40-49 percent third degree burns T31.54
  - with 50-59 percent third degree burns T31.55

- 60-69 percent T31.60
  - with 0-9 percent third degree burns T31.60
  - with 10-19 percent third degree burns T31.61
  - with 20-29 percent third degree burns T31.62
  - with 30-39 percent third degree burns T31.63
  - with 40-49 percent third degree burns T31.64
  - with 50-59 percent third degree burns T31.65
  - with 60-69 percent third degree burns T31.66
- 70-79 percent T31.70
  - with 0-9 percent third degree burns T31.70
  - with 10-19 percent third degree burns T31.71
  - with 20-29 percent third degree burns T31.72
  - with 30-39 percent third degree burns T31.73
  - with 40-49 percent third degree burns T31.74
  - with 50-59 percent third degree burns T31.75
  - with 60-69 percent third degree burns T31.76
  - with 70-79 percent third degree burns T31.77
- 80-89 percent T31.80
  - with 0-9 percent third degree burns T31.80
  - with 10-19 percent third degree burns T31.81
  - with 20-29 percent third degree burns T31.82
  - with 30-39 percent third degree burns T31.83
  - with 40-49 percent third degree burns T31.84
  - with 50-59 percent third degree burns T31.85
  - with 60-69 percent third degree burns T31.86
  - with 70-79 percent third degree burns T31.87
  - with 80-89 percent third degree burns T31.88
- 90 percent or more T31.90
  - with 0-9 percent third degree burns T31.90
  - with 10-19 percent third degree burns T31.91
  - with 20-29 percent third degree burns T31.92
  - with 30-39 percent third degree burns T31.93
  - with 40-49 percent third degree burns T31.94
  - with 50-59 percent third degree burns T31.95
  - with 60-69 percent third degree burns T31.96
  - with 70-79 percent third degree burns T31.97
  - with 80-89 percent third degree burns T31.98
  - with 90 percent or more third degree burns T31.99

- extremity — *see* Burn, limb
- eye(s) and adnexa T26.4 ☑
  - with resulting rupture and destruction of eyeball T26.2 ☑
  - conjunctival sac — *see* Burn, cornea
  - cornea — *see* Burn, cornea
  - lid — *see* Burn, eyelid
  - periocular area — *see* Burn, eyelid
  - specified site NEC T26.3 ☑
- eyeball — *see* Burn, eye
- eyelid(s) T26.0 ☑
  - chemical — *see* Corrosion, eyelid
- face — *see* Burn, head
- finger T23.029 ☑
  - first degree T23.129 ☑
  - left T23.022 ☑
    - first degree T23.122 ☑
    - second degree T23.222 ☑
    - third degree T23.322 ☑
  - multiple sites (without thumb) T23.039 ☑
    - with thumb T23.049 ☑
      - first degree T23.149 ☑
      - left T23.042 ☑
        - first degree T23.142 ☑
        - second degree T23.242 ☑
        - third degree T23.342 ☑
      - right T23.041 ☑
        - first degree T23.141 ☑
        - second degree T23.241 ☑
        - third degree T23.341 ☑
      - second degree T23.249 ☑
      - third degree T23.349 ☑
    - first degree T23.139 ☑
    - left T23.032 ☑

- first degree T23.132 ☑
- second degree T23.232 ☑
- third degree T23.332 ☑
- right T23.031 ☑
  - first degree T23.131 ☑
  - second degree T23.231 ☑
  - third degree T23.331 ☑
- second degree T23.239 ☑
- third degree T23.339 ☑
- right T23.021 ☑
  - first degree T23.121 ☑
  - second degree T23.221 ☑
  - third degree T23.321 ☑
- second degree T23.229 ☑
- third degree T23.329 ☑

flank — *see* Burn, abdominal wall

foot T25.029 ☑
- first degree T25.129 ☑
- left T25.022 ☑
  - first degree T25.122 ☑
  - second degree T25.222 ☑
  - third degree T25.322 ☑
- multiple with ankle — *see* Burn, lower, limb, multiple, ankle and foot
- right T25.021 ☑
  - first degree T25.121 ☑
  - second degree T25.221 ☑
  - third degree T25.321 ☑
- second degree T25.229 ☑
- third degree T25.329 ☑

forearm T22.019 ☑
- first degree T22.119 ☑
- left T22.012 ☑

- first degree T22.112 ☑
- second degree T22.212 ☑
- third degree T22.312 ☑
- right T22.011 ☑
  - first degree T22.111 ☑
  - second degree T22.211 ☑
  - third degree T22.311 ☑
- second degree T22.219 ☑
- third degree T22.319 ☑
- forehead T20.06 ☑
  - first degree T20.16 ☑
  - second degree T20.26 ☑
  - third degree T20.36 ☑
- fourth degree - code as Burn, third degree, by site
- friction — *see* Burn, by site
- from swallowing caustic or corrosive substance NEC — *see* Corrosion, by site
- full thickness skin loss - code as Burn, third degree, by site
- gastrointestinal tract NEC T28.2 ☑
  - from swallowing caustic or corrosive substance T28.7 ☑
- genital organs
  - external
    - female T21.07 ☑
      - first degree T21.17 ☑
      - second degree T21.27 ☑
      - third degree T21.37 ☑
    - male T21.06 ☑
      - first degree T21.16 ☑
      - second degree T21.26 ☑
      - third degree T21.36 ☑
  - internal T28.3 ☑
    - from caustic or corrosive substance T28.8 ☑
- groin — *see* Burn, abdominal wall
- hand(s) T23.009 ☑

- back — *see* Burn, dorsum of hand
- finger — *see* Burn, finger
- first degree T23.109 ☑
- left T23.002 ☑
  - first degree T23.102 ☑
  - second degree T23.202 ☑
  - third degree T23.302 ☑
- multiple sites with wrist T23.099 ☑
  - first degree T23.199 ☑
  - left T23.092 ☑
    - first degree T23.192 ☑
    - second degree T23.292 ☑
    - third degree T23.392 ☑
  - right T23.091 ☑
    - first degree T23.191 ☑
    - second degree T23.291 ☑
    - third degree T23.391 ☑
  - second degree T23.299 ☑
  - third degree T23.399 ☑
- palm — *see* Burn, palm
- right T23.001 ☑
  - first degree T23.101 ☑
  - second degree T23.201 ☑
  - third degree T23.301 ☑
- second degree T23.209 ☑
- third degree T23.309 ☑
- thumb — *see* Burn, thumb

head (and face) (and neck) T20.00 ☑

- cheek — *see* Burn, cheek
- chin — *see* Burn, chin
- ear — *see* Burn, ear
- eye(s) only — *see* Burn, eye
- first degree T20.10 ☑
- forehead — *see* Burn, forehead
- lip — *see* Burn, lip
- multiple sites T20.09 ☑

- first degree T20.19 ☑
- second degree T20.29 ☑
- third degree T20.39 ☑

neck — *see* Burn, neck
nose — *see* Burn, nose
scalp — *see* Burn, scalp
second degree T20.20 ☑
third degree T20.30 ☑
hip(s) — *see* Burn, thigh
inhalation — *see* Burn, respiratory tract
caustic or corrosive substance (fumes) — *see* Corrosion, respiratory tract
internal organ(s) T28.40 ☑
alimentary tract T28.2 ☑
- esophagus T28.1 ☑

eardrum T28.41 ☑
esophagus T28.1 ☑
from caustic or corrosive substance (swallowing) NEC — *see* Corrosion, by site
genitourinary T28.3 ☑
mouth T28.0 ☑
pharynx T28.0 ☑
respiratory tract — *see* Burn, respiratory tract
specified organ NEC T28.49 ☑
interscapular region — *see* Burn, back, upper
intestine (large) (small) T28.2 ☑
knee T24.029 ☑
first degree T24.129 ☑
left T24.022 ☑
- first degree T24.122 ☑
- second degree T24.222 ☑
- third degree T24.322 ☑

right T24.021 ☑
- first degree T24.121 ☑
- second degree T24.221 ☑
- third degree T24.321 ☑

- second degree T24.229 ☑
- third degree T24.329 ☑

labium (majus) (minus) — *see* Burn, genital organs, external, female

lacrimal apparatus, duct, gland or sac — *see* Burn, eye, specified site NEC

larynx T27.0 ☑
- with lung T27.1 ☑

leg(s) (lower) (upper) — *see* Burn, lower, limb

lightning — *see* Burn, by site

limb(s)
- lower (except ankle or foot alone) — *see* Burn, lower, limb
- upper — *see* Burn, upper limb

lip(s) T20.02 ☑
- first degree T20.12 ☑
- second degree T20.22 ☑
- third degree T20.32 ☑

lower
- back — *see* Burn, back
- limb T24.009 ☑
  - ankle — *see* Burn, ankle
  - calf — *see* Burn, calf
  - first degree T24.109 ☑
  - foot — *see* Burn, foot
  - hip — *see* Burn, thigh
  - knee — *see* Burn, knee
  - left T24.002 ☑
    - first degree T24.102 ☑
    - second degree T24.202 ☑
    - third degree T24.302 ☑
  - multiple sites, except ankle and foot T24.099 ☑
    - ankle and foot T25.099 ☑
      - first degree T25.199 ☑
      - left T25.092 ☑
        - first degree T25.192 ☑
        - second degree T25.292 ☑
        - third degree T25.392 ☑

- right T25.091 ☑
  - first degree T25.191 ☑
  - second degree T25.291 ☑
  - third degree T25.391 ☑
- second degree T25.299 ☑
- third degree T25.399 ☑
- first degree T24.199 ☑
- left T24.092 ☑
  - first degree T24.192 ☑
  - second degree T24.292 ☑
  - third degree T24.392 ☑
- right T24.091 ☑
  - first degree T24.191 ☑
  - second degree T24.291 ☑
  - third degree T24.391 ☑
- second degree T24.299 ☑
- third degree T24.399 ☑
- right T24.001 ☑
  - first degree T24.101 ☑
  - second degree T24.201 ☑
  - third degree T24.301 ☑
- second degree T24.209 ☑
- thigh — *see* Burn, thigh
- third degree T24.309 ☑
- toe — *see* Burn, toe

- lung (with larynx and trachea) T27.1 ☑
- mouth T28.0 ☑
- neck T20.07 ☑
  - first degree T20.17 ☑
  - second degree T20.27 ☑
  - third degree T20.37 ☑
- nose (septum) T20.04 ☑

- first degree T20.14 ☑
- second degree T20.24 ☑
- third degree T20.34 ☑

ocular adnexa — *see* Burn, eye
orbit region — *see* Burn, eyelid
palm T23.059 ☑
- first degree T23.159 ☑
- left T23.052 ☑
  - first degree T23.152 ☑
  - second degree T23.252 ☑
  - third degree T23.352 ☑
- right T23.051 ☑
  - first degree T23.151 ☑
  - second degree T23.251 ☑
  - third degree T23.351 ☑
- second degree T23.259 ☑
- third degree T23.359 ☑

partial thickness - code as Burn, by site, second degree
pelvis — *see* Burn, trunk
penis — *see* Burn, genital organs, external, male
perineum
- female — *see* Burn, genital organs, external, female
- male — *see* Burn, genital organs, external, male

periocular area — *see* Burn, eyelid
pharynx T28.0 ☑
rectum T28.2 ☑
respiratory tract T27.3 ☑
- larynx — *see* Burn, larynx
- specified part NEC T27.2 ☑
- trachea — *see* Burn, trachea

- sac, lacrimal — *see* Burn, eye, specified site NEC
- scalp T20.05 ☑
  - first degree T20.15 ☑
  - second degree T20.25 ☑
  - third degree T20.35 ☑
- scapular region T22.069 ☑
  - first degree T22.169 ☑
  - left T22.062 ☑
    - first degree T22.162 ☑
    - second degree T22.262 ☑
    - third degree T22.362 ☑
  - right T22.061 ☑
    - first degree T22.161 ☑
    - second degree T22.261 ☑
    - third degree T22.361 ☑
  - second degree T22.269 ☑
  - third degree T22.369 ☑
- sclera — *see* Burn, eye, specified site NEC
- scrotum — *see* Burn, genital organs, external, male
- shoulder T22.059 ☑
  - first degree T22.159 ☑
  - left T22.052 ☑
    - first degree T22.152 ☑
    - second degree T22.252 ☑
    - third degree T22.352 ☑
  - right T22.051 ☑
    - first degree T22.151 ☑
    - second degree T22.251 ☑
    - third degree T22.351 ☑
  - second degree T22.259 ☑
  - third degree T22.359 ☑

- stomach T28.2 ☑
- temple — *see* Burn, head
- testis — *see* Burn, genital organs, external, male
- thigh T24.019 ☑
  - first degree T24.119 ☑
  - left T24.012 ☑
    - first degree T24.112 ☑
    - second degree T24.212 ☑
    - third degree T24.312 ☑
  - right T24.011 ☑
    - first degree T24.111 ☑
    - second degree T24.211 ☑
    - third degree T24.311 ☑
  - second degree T24.219 ☑
  - third degree T24.319 ☑
- thorax (external) — *see* Burn, trunk
- throat (meaning pharynx) T28.0 ☑
- thumb(s) T23.019 ☑
  - first degree T23.119 ☑
  - left T23.012 ☑
    - first degree T23.112 ☑
    - second degree T23.212 ☑
    - third degree T23.312 ☑
  - multiple sites with fingers T23.049 ☑
    - first degree T23.149 ☑
    - left T23.042 ☑
      - first degree T23.142 ☑
      - second degree T23.242 ☑
      - third degree T23.342 ☑
    - right T23.041 ☑
      - first degree T23.141 ☑
      - second degree T23.241 ☑
      - third degree T23.341 ☑

- second degree T23.249 ☑
- third degree T23.349 ☑
- right T23.011 ☑
  - first degree T23.111 ☑
  - second degree T23.211 ☑
  - third degree T23.311 ☑
- second degree T23.219 ☑
- third degree T23.319 ☑
- toe T25.039 ☑
  - first degree T25.139 ☑
  - left T25.032 ☑
    - first degree T25.132 ☑
    - second degree T25.232 ☑
    - third degree T25.332 ☑
  - right T25.031 ☑
    - first degree T25.131 ☑
    - second degree T25.231 ☑
    - third degree T25.331 ☑
  - second degree T25.239 ☑
  - third degree T25.339 ☑
- tongue T28.0 ☑
- tonsil(s) T28.0 ☑
- trachea T27.0 ☑
  - with lung T27.1 ☑
- trunk T21.00 ☑
  - abdominal wall — *see* Burn, abdominal wall
  - anus — *see* Burn, buttock
  - axilla — *see* Burn, upper limb
  - back — *see* Burn, back
  - breast — *see* Burn, chest wall
  - buttock — *see* Burn, buttock
  - chest wall — *see* Burn, chest wall
  - first degree T21.10 ☑
  - flank — *see* Burn, abdominal wall
  - genital

- female — *see* Burn, genital organs, external, female
- male — *see* Burn, genital organs, external, male
- groin — *see* Burn, abdominal wall
- interscapular region — *see* Burn, back, upper
- labia — *see* Burn, genital organs, external, female
- lower back — *see* Burn, back
- penis — *see* Burn, genital organs, external, male
- perineum
  - female — *see* Burn, genital organs, external, female
  - male — *see* Burn, genital organs, external, male
- scapula region — *see* Burn, scapular region
- scrotum — *see* Burn, genital organs, external, male
- second degree T21.20 ☑
- specified site NEC T21.09 ☑
  - first degree T21.19 ☑
  - second degree T21.29 ☑
  - third degree T21.39 ☑
- testes — *see* Burn, genital organs, external, male
- third degree T21.30 ☑
- upper back — *see* Burn, back, upper
- vulva — *see* Burn, genital organs, external, female

unspecified site with extent of body surface involved specified

- less than 10 percent T31.0
- 10-19 percent (0-9 percent third degree) T31.10
  - with 10-19 percent third degree T31.11
- 20-29 percent (0-9 percent third degree) T31.20
  - with
    - 10-19 percent third degree T31.21
    - 20-29 percent third degree T31.22
- 30-39 percent (0-9 percent third degree) T31.30
  - with

- 10-19 percent third degree T31.31
- 20-29 percent third degree T31.32
- 30-39 percent third degree T31.33

40-49 percent (0-9 percent third degree) T31.40

with

- 10-19 percent third degree T31.41
- 20-29 percent third degree T31.42
- 30-39 percent third degree T31.43
- 40-49 percent third degree T31.44

50-59 percent (0-9 percent third degree) T31.50

with

- 10-19 percent third degree T31.51
- 20-29 percent third degree T31.52
- 30-39 percent third degree T31.53
- 40-49 percent third degree T31.54
- 50-59 percent third degree T31.55

60-69 percent (0-9 percent third degree) T31.60

with

- 10-19 percent third degree T31.61
- 20-29 percent third degree T31.62
- 30-39 percent third degree T31.63
- 40-49 percent third degree T31.64
- 50-59 percent third degree T31.65
- 60-69 percent third degree T31.66

70-79 percent (0-9 percent third degree) T31.70

with

- 10-19 percent third degree T31.71
- 20-29 percent third degree T31.72
- 30-39 percent third degree T31.73
- 40-49 percent third degree T31.74
- 50-59 percent third degree T31.75
- 60-69 percent third degree T31.76
- 70-79 percent third degree T31.77

- 80-89 percent (0-9 percent third degree) T31.80
  - with
    - 10-19 percent third degree T31.81
    - 20-29 percent third degree T31.82
    - 30-39 percent third degree T31.83
    - 40-49 percent third degree T31.84
    - 50-59 percent third degree T31.85
    - 60-69 percent third degree T31.86
    - 70-79 percent third degree T31.87
    - 80-89 percent third degree T31.88
- 90 percent or more (0-9 percent third degree) T31.90
  - with
    - 10-19 percent third degree T31.91
    - 20-29 percent third degree T31.92
    - 30-39 percent third degree T31.93
    - 40-49 percent third degree T31.94
    - 50-59 percent third degree T31.95
    - 60-69 percent third degree T31.96
    - 70-79 percent third degree T31.97
    - 80-89 percent third degree T31.98
    - 90-99 percent third degree T31.99
- upper limb T22.00 ☑
  - above elbow — *see* Burn, above elbow
  - axilla — *see* Burn, axilla
  - elbow — *see* Burn, elbow
  - first degree T22.10 ☑
  - forearm — *see* Burn, forearm
  - hand — *see* Burn, hand
  - interscapular region — *see* Burn, back, upper
  - multiple sites T22.099 ☑
    - first degree T22.199 ☑
    - left T22.092 ☑

- first degree T22.192 ☑
- second degree T22.292 ☑
- third degree T22.392 ☑
- right T22.091 ☑
  - first degree T22.191 ☑
  - second degree T22.291 ☑
  - third degree T22.391 ☑
- second degree T22.299 ☑
- third degree T22.399 ☑

scapular region — *see* Burn, scapular region
second degree T22.20 ☑
shoulder — *see* Burn, shoulder
third degree T22.30 ☑
wrist — *see* Burn, wrist

uterus T28.3 ☑
vagina T28.3 ☑
vulva — *see* Burn, genital organs, external, female
wrist T23.079 ☑

- first degree T23.179 ☑
- left T23.072 ☑
  - first degree T23.172 ☑
  - second degree T23.272 ☑
  - third degree T23.372 ☑
- multiple sites with hand T23.099 ☑
  - first degree T23.199 ☑
  - left T23.092 ☑
    - first degree T23.192 ☑
    - second degree T23.292 ☑
    - third degree T23.392 ☑
  - right T23.091 ☑
    - first degree T23.191 ☑
    - second degree T23.291 ☑
    - third degree T23.391 ☑

- second degree T23.299 ☑
- third degree T23.399 ☑
- right T23.071 ☑
  - first degree T23.171 ☑
  - second degree T23.271 ☑
  - third degree T23.371 ☑
- second degree T23.279 ☑
- third degree T23.379 ☑

Burnett's syndrome E83.52

Burning
- feet syndrome E53.9
- sensation R20.8
- tongue K14.6

Burn-out (state) Z73.0

Burns' disease or osteochondrosis — *see* Osteochondrosis, juvenile, ulna

Bursa — *see* condition

Bursitis M71.9
- Achilles — *see* Tendinitis, Achilles
- adhesive — *see* Bursitis, specified NEC
- ankle — *see* Enthesopathy, ankle and tarsus
- calcaneal — *see* Enthesopathy, foot, specified type NEC
- collateral ligament, tibial — *see* Bursitis, tibial collateral
- due to use, overuse, pressure (*see also* Disorder, soft tissue, due to use, specified type NEC)
  - specified NEC — *see* Disorder, soft tissue, due to use, specified NEC
- Duplay's M75.0 ☑
- elbow NEC M70.3 ☑
  - olecranon M70.2 ☑
- finger — *see* Disorder, soft tissue, due to use, specified type NEC, hand
- foot — *see* Enthesopathy, foot, specified type NEC
- gonococcal A54.49
- gouty — *see* Gout
- hand M70.1 ☑
- hip NEC M70.7 ☑

- trochanteric M70.6 ☑
- infective NEC M71.10
  - abscess — *see* Abscess, bursa
  - ankle M71.17 ☑
  - elbow M71.12 ☑
  - foot M71.17 ☑
  - hand M71.14 ☑
  - hip M71.15 ☑
  - knee M71.16 ☑
  - multiple sites M71.19
  - shoulder M71.11 ☑
  - specified site NEC M71.18
  - wrist M71.13 ☑
- ischial — *see* Bursitis, hip
- knee NEC M70.5 ☑
  - prepatellar M70.4 ☑
- occupational NEC (*see also* Disorder, soft tissue, due to, use)
- olecranon — *see* Bursitis, elbow, olecranon
- pharyngeal J39.1
- popliteal — *see* Bursitis, knee
- prepatellar M70.4 ☑
- radiohumeral M70.3 ☑
- rheumatoid M06.20
  - ankle M06.27 ☑
  - elbow M06.22 ☑
  - foot joint M06.27 ☑
  - hand joint M06.24 ☑
  - hip M06.25 ☑
  - knee M06.26 ☑
  - multiple site M06.29
  - shoulder M06.21 ☑
  - vertebra M06.28
  - wrist M06.23 ☑

- scapulohumeral — *see* Bursitis, shoulder
- semimembranosus muscle (knee) — *see* Bursitis, knee
- shoulder M75.5 ☑
  - adhesive — *see* Capsulitis, adhesive
- specified NEC M71.50
  - ankle M71.57 ☑
  - due to use, overuse or pressure — *see* Disorder, soft tissue, due to, use
  - elbow M71.52 ☑
  - foot M71.57 ☑
  - hand M71.54 ☑
  - hip M71.55 ☑
  - knee M71.56 ☑
  - shoulder — *see* Bursitis, shoulder
  - specified site NEC M71.58
  - tibial collateral M76.4 ☑
  - wrist M71.53 ☑
- subacromial — *see* Bursitis, shoulder
- subcoracoid — *see* Bursitis, shoulder
- subdeltoid — *see* Bursitis, shoulder
- syphilitic A52.78
- Thornwaldt, Tornwaldt J39.2
- tibial collateral M76.4 ☑
- toe — *see* Enthesopathy, foot, specified type NEC
- trochanteric (area) — *see* Bursitis, hip, trochanteric
- wrist — *see* Bursitis, hand

Bursopathy M71.9
- specified type NEC M71.80
  - ankle M71.87 ☑
  - elbow M71.82 ☑
  - foot M71.87 ☑
  - hand M71.84 ☑
  - hip M71.85 ☑

- knee M71.86 ☑
- multiple sites M71.89
- shoulder M71.81 ☑
- specified site NEC M71.88
- wrist M71.83 ☑

Burst stitches or sutures (complication of surgery) T81.31 ☑
- external operation wound T81.31 ☑
- internal operation wound (*see also* Dehiscence, closure) T81.328 ☑
  - abdominal wall muscle or fascia T81.321 ☑
  - specified NEC T81.328 ☑

Buruli ulcer A31.1

Bury's disease L95.1

Buschke's
- disease — *see* Cryptococcosis by site
- scleredema — *see* Sclerosis, systemic

Busse-Buschke disease — *see* Cryptococcosis by site

Buttock — *see* condition

Button
- Biskra B55.1
- Delhi B55.1
- oriental B55.1

Buttonhole deformity (finger) — *see* Deformity, finger, boutonniere

Bwamba fever A92.8

Byssinosis J66.0

Bywaters' syndrome T79.5 ☑

C

- **Cachexia** R64
  - cancerous R64
  - cardiac — *see* Disease, heart
  - dehydration E86.0
  - due to
    - malnutrition (*see also* Malnutrition, severe) E88.A
    - underlying condition E88.A
  - exophthalmic — *see* Hyperthyroidism
  - heart — *see* Disease, heart
  - hypophyseal E23.0
  - hypopituitary E23.0
  - lead — *see* Poisoning, lead
  - malignant R64
  - marsh — *see* Malaria
  - nervous F48.8
  - old age R54
  - paludal — *see* Malaria
  - pituitary E23.0
  - pulmonary R64
  - renal N28.9
  - saturnine — *see* Poisoning, lead
  - senile R54
  - Simmonds' E23.0
  - splenica D73.0
  - strumipriva E03.4
  - tuberculous NEC — *see* Tuberculosis
- **CADASIL** (cerebral autosomal dominant arteriopathy with subcortical infarcts and leukoencephalopathy) I67.850
- **Café**, au lait spots L81.3
- **Caffeine-induced**
  - anxiety disorder F15.980
  - sleep disorder F15.982

- **Caffey's** syndrome Q78.8
- **Caisson** disease T70.3 ☑
- **Cake** kidney Q63.1
- **Caked** breast (puerperal, postpartum) O92.79
- **Calabar** swelling B74.3
- **Calcaneal** spur — *see* Spur, bone, calcaneal
- **Calcaneo-apophysitis** M92.6 ☑
- **Calcareous** — *see* condition
- **Calcicosis** J62.8
- **Calciferol** (vitamin D) deficiency E55.9
  - with rickets E55.0
- **Calcification**
  - adrenal (capsule) (gland) E27.49
    - tuberculous B90.8 *[E35]*
  - aorta I70.0
  - arterial
    - generalized, of infancy E83.820
      - with
        - ABCC6 deficiency E83.823
        - ENPP1 deficiency E83.821
        - unspecified genetic causality E83.820
  - artery (annular) — *see* Arteriosclerosis
  - auricle (ear) — *see* Disorder, pinna, specified type NEC
  - basal ganglia G23.8
  - bladder N32.89
    - due to Schistosoma hematobium B65.0
  - brain (cortex) — *see* Calcification, cerebral
  - bronchus J98.09
  - bursa M71.40

- ankle M71.47 ☑
- elbow M71.42 ☑
- foot M71.47 ☑
- hand M71.44 ☑
- hip M71.45 ☑
- knee M71.46 ☑
- multiple sites M71.49
- shoulder M75.3 ☑
- specified site NEC M71.48
- wrist M71.43 ☑

cardiac — *see* Degeneration, myocardial
cerebral (cortex) G93.89
- artery I67.2

cervix (uteri) N88.8
choroid plexus G93.89
conjunctiva — *see* Concretion, conjunctiva
corpora cavernosa (penis) N48.89
cortex (brain) — *see* Calcification, cerebral
dental pulp (nodular) K04.2
dentinal papilla K00.4
fallopian tube N83.8
falx cerebri G96.198
gallbladder K82.8
general E83.59
heart (*see also* Degeneration, myocardial)
- valve (*see also* Endocarditis)
  - mitral — *see* Calcification, mitral

idiopathic infantile arterial (IIAC) — *see* Calcification, arterial, generalized, of infancy
intervertebral cartilage or disc (postinfective) — *see* Disorder, disc, specified NEC
intracranial — *see* Calcification, cerebral
joint — *see* Disorder, joint, specified type NEC
kidney N28.89

- tuberculous N29 *[B90.1]*
- larynx (senile) J38.7
- lens — *see* Cataract, specified NEC
- lung (active) (postinfectional) J98.4
  - tuberculous B90.9
- lymph gland or node (postinfectional) I89.8
  - tuberculous (*see also* Tuberculosis, lymph gland) B90.8
- mammographic R92.1
- massive (paraplegic) — *see* Myositis, ossificans, in, quadriplegia
- medial — *see* Arteriosclerosis, extremities
- meninges (cerebral) (spinal) G96.198
- metastatic E83.59
- mitral (valve)
  - annular I34.81
    - nonrheumatic I34.81
    - rheumatic I05.8
  - annulus I34.81
    - nonrheumatic I34.81
    - rheumatic I05.8
- Mönckeberg's — *see* Arteriosclerosis, extremities
- muscle M61.9
  - due to burns — *see* Myositis, ossificans, in, burns
  - paralytic — *see* Myositis, ossificans, in, quadriplegia
  - specified type NEC M61.40
    - ankle M61.47 ☑
    - foot M61.47 ☑
    - forearm M61.43 ☑
    - hand M61.44 ☑
    - lower leg M61.46 ☑
    - multiple sites M61.49
    - pelvic region M61.45 ☑
    - shoulder region M61.41 ☑
    - specified site NEC M61.48
    - thigh M61.45 ☑
    - upper arm M61.42 ☑

- myocardium, myocardial — *see* Degeneration, myocardial
- ovary N83.8
- pancreas K86.89
- penis N48.89
- periarticular — *see* Disorder, joint, specified type NEC
- pericardium (*see also* Pericarditis) I31.1
- pineal gland E34.8
- pleura J94.8
  - postinfectional J94.8
  - tuberculous NEC B90.9
- pulpal (dental) (nodular) K04.2
- sclera H15.89
- spleen D73.89
- subcutaneous L94.2
- suprarenal (capsule) (gland) E27.49
- tendon (sheath) (*see also* Tenosynovitis, specified type NEC)
  - with bursitis, synovitis or tenosynovitis — *see* Tendinitis, calcific
- trachea J39.8
- ureter N28.89
- uterus N85.8
- vitreous — *see* Deposit, crystalline

Calcified — *see* Calcification

Calcinosis (interstitial) (tumoral) (universalis) E83.59
- with Raynaud's phenomenon, esophageal dysfunction, sclerodactyly, telangiectasia (CREST syndrome) M34.1
- circumscripta (skin) L94.2
- cutis L94.2

Calciphylaxis (*see also* Calcification, by site) E83.59

Calcium
- deposits — *see* Calcification, by site
- metabolism disorder E83.50
- salts or soaps in vitreous — *see* Deposit, crystalline

Calciuria R82.994
Calculi — *see* Calculus
Calculosis, intrahepatic — *see* Calculus, bile duct
Calculus, calculi, calculous
- ampulla of Vater — *see* Calculus, bile duct
- anuria (impacted) (recurrent) (*see also* Calculus, urinary) N20.9
- appendix K38.1
- bile duct (common) (hepatic) K80.50
  - with
    - calculus of gallbladder — *see* Calculus, gallbladder and bile duct
    - cholangitis K80.30
      - with
        - cholecystitis — *see* Calculus, bile duct, with cholecystitis
        - obstruction K80.31
      - acute K80.32
        - with
          - chronic cholangitis K80.36
            - with obstruction K80.37
          - obstruction K80.33
      - chronic K80.34
        - with
          - acute cholangitis K80.36
            - with obstruction K80.37
          - obstruction K80.35
    - cholecystitis (with cholangitis) K80.40
      - with obstruction K80.41
      - acute K80.42
        - with
          - chronic cholecystitis K80.46
            - with obstruction K80.47
          - obstruction K80.43
      - chronic K80.44
        - with

- acute cholecystitis K80.46
  - with obstruction K80.47
- obstruction K80.45
- obstruction K80.51

biliary (*see also* Calculus, gallbladder)
- with bile duct involvement (*see also* Calculus, bile duct)
- specified NEC K80.80
  - with obstruction K80.81

bilirubin, multiple — *see* Calculus, gallbladder
bladder (encysted) (impacted) (urinary) (diverticulum) N21.0
bronchus J98.09
calyx (kidney) (renal) — *see* Calculus, kidney
cholesterol (pure) (solitary) — *see* Calculus, gallbladder
common duct (bile) — *see* Calculus, bile duct
conjunctiva — *see* Concretion, conjunctiva
cystic N21.0
- duct — *see* Calculus, gallbladder

dental (subgingival) (supragingival) K03.6
diverticulum
- bladder N21.0
- kidney N20.0

epididymis N50.89
gallbladder K80.20
- with
  - bile duct calculus — *see* Calculus, gallbladder and bile duct
  - cholecystitis K80.10
    - with obstruction K80.11
    - acute K80.00
      - with
        - chronic cholecystitis K80.12
          - with obstruction K80.13

- obstruction K80.01
- chronic K80.10
  - with
    - acute cholecystitis K80.12
      - with obstruction K80.13
    - obstruction K80.11
  - specified NEC K80.18
    - with obstruction K80.19
- obstruction K80.21

gallbladder and bile duct K80.70
- with
  - cholecystitis K80.60
    - with obstruction K80.61
    - acute K80.62
      - with
        - chronic cholecystitis K80.66
          - with obstruction K80.67
        - obstruction K80.63
    - chronic K80.64
      - with
        - acute cholecystitis K80.66
          - with obstruction K80.67
        - obstruction K80.65
  - obstruction K80.71

hepatic (duct) — *see* Calculus, bile duct

hepatobiliary K80.80
- with obstruction K80.81

ileal conduit N21.8

intestinal (impaction) (obstruction) K56.49

kidney (impacted) (multiple) (pelvis) (recurrent) (staghorn) N20.0
- with calculus, ureter N20.2
  - with hydronephrosis N13.2

with infection N13.6
congenital Q63.8
with hydronephrosis N13.2
with infection N13.6
lacrimal passages — *see* Dacryolith
liver (impacted) — *see* Calculus, bile duct
lung J98.4
mammographic R92.1
nephritic (impacted) (recurrent) — *see* Calculus, kidney
nose J34.89
pancreas (duct) K86.89
parotid duct or gland K11.5
pelvis, encysted — *see* Calculus, kidney
prostate N42.0
pulmonary J98.4
pyelitis (impacted) (recurrent) N20.0
with hydronephrosis N13.6
pyelonephritis (impacted) (recurrent) — *see* category N20
with hydronephrosis N13.6
renal (impacted) (recurrent) — *see* Calculus, kidney
salivary (duct) (gland) K11.5
seminal vesicle N50.89
staghorn — *see* Calculus, kidney
Stensen's duct K11.5
stomach K31.89
sublingual duct or gland K11.5
congenital Q38.4
submandibular duct, gland or region K11.5
submaxillary duct, gland or region K11.5
suburethral N21.8
tonsil J35.8
tooth, teeth (subgingival) (supragingival) K03.6
tunica vaginalis N50.89
ureter (impacted) (recurrent) N20.1

- with calculus, kidney N20.2
  - with hydronephrosis N13.2
    - with infection N13.6
- with hydronephrosis N13.2
  - with infection N13.6
- ureteropelvic junction N20.1
- urethra (impacted) N21.1
- urinary (duct) (impacted) (passage) (tract) N20.9
  - with hydronephrosis N13.2
    - with infection N13.6
  - in (due to)
  - lower N21.9
    - specified NEC N21.8
- vagina N89.8
- vesical (impacted) N21.0
- Wharton's duct K11.5
- xanthine E79.82 *[N22]*

Calicectasis N28.89

Caliectasis N28.89

California
- disease B38.9
- encephalitis A83.5

Caligo cornea — *see* Opacity, cornea, central

Callositas, callosity (infected) L84

Callus (infected) L84
- bone — *see* Osteophyte
  - excessive, following fracture - code as Sequelae of fracture

CALME (childhood asymmetric labium majus enlargement) N90.61

Calorie deficiency or malnutrition (*see also* Malnutrition) E46

Calpainopathy (primary) G71.032
- autosomal dominant G71.031
- autosomal recessive G71.032

- **Calvé-Perthes** disease — *see* Legg-Calvé-Perthes disease
- **Calvé's** disease — *see* Osteochondrosis, juvenile, spine
- **Calvities** — *see* Alopecia, androgenic
- **Cameroon** fever — *see* Malaria
- **Camptocormia** (hysterical) F44.4
- **Camurati-Engelmann** syndrome Q78.3
- **Canal** (*see also* condition)
  - atrioventricular Q21.20
    - common Q21.23
    - incomplete Q21.21
    - intermediate Q21.22
    - partial Q21.21
    - transitional Q21.22
- **Canaliculitis** (lacrimal) (acute) (subacute) H04.33 ☑
  - Actinomyces A42.89
  - chronic H04.42 ☑
- **Canavan** disease E75.28
- **Canceled** procedure (surgical) Z53.9
  - because of
    - contraindication Z53.09
      - smoking Z53.01
    - left against medical advice (AMA) Z53.29
    - patient's decision Z53.20
      - for reasons of belief or group pressure Z53.1
      - specified reason NEC Z53.29
    - specified reason NEC Z53.8
- **Cancer** (*see also* Neoplasm, by site, malignant)
  - bile duct type liver C22.1
  - blood — *see* Leukemia
  - breast (*see also* Neoplasm, breast, malignant) C50.91 ☑
  - hepatocellular C22.0
  - lung (*see also* Neoplasm, lung, malignant) C34.90
  - ovarian (*see also* Neoplasm ovary, malignant) C56.9
  - unspecified site (primary) C80.1

Cancer (o)phobia F45.29
Cancerous — *see* Neoplasm, malignant, by site
Cancrum oris A69.0
Candidiasis, candidal B37.9
- balanitis B37.42
- bronchitis B37.1
- cheilitis B37.83
- congenital P37.5
- cystitis B37.41
- disseminated B37.7
- endocarditis B37.6
- enteritis B37.82
- esophagitis B37.81
- intertrigo B37.2
- lung B37.1
- meningitis B37.5
- mouth B37.0
- nails B37.2
- neonatal P37.5
- onychia B37.2
- oral B37.0
- osteomyelitis B37.89
- otitis externa B37.84
- paronychia B37.2
- perionyxis B37.2
- pneumonia B37.1
- proctitis B37.82
- pulmonary B37.1
- pyelonephritis B37.49
- sepsis B37.7
- skin B37.2
- specified site NEC B37.89
- stomatitis B37.0
- systemic B37.7
- urethritis B37.41
- urogenital site NEC B37.49
- vagina (acute) B37.31

- chronic (recurrent) B37.32
- vulva (acute) B37.31
  - chronic (recurrent) B37.32
- vulvovaginitis (acute) B37.31
  - chronic (recurrent) B37.32

Candidid L30.2
Candidosis — *see* Candidiasis
Candiru infection or infestation B88.8
Canities (premature) L67.1
- congenital Q84.2

Canker (mouth) (sore) K12.0
- rash A38.9

Cannabinosis J66.2
Cannabis induced
- anxiety disorder F12.980
- psychotic disorder F12.959
- sleep disorder F12.988

Canton fever A75.9
Cantrell's syndrome Q87.89
Capillariasis (intestinal) B81.1
- hepatic B83.8

Capillary — *see* condition
Caplan's syndrome — *see* Rheumatoid, lung
Capsule — *see* condition
Capsulitis (joint) (*see also* Enthesopathy)
- adhesive (shoulder) M75.0 ☑
- hepatic K65.8
- labyrinthine — *see* Otosclerosis, specified NEC
- thyroid E06.9

Caput
- crepitus Q75.8
- medusae I86.8
- succedaneum P12.81

Car sickness T75.3 ☑
Carapata (disease) A68.0
Carate — *see* Pinta
Carbon lung J60
Carbuncle L02.93
- abdominal wall L02.231
- anus K61.0
- auditory canal, external — *see* Abscess, ear, external
- auricle ear — *see* Abscess, ear, external
- axilla L02.43 ☑
- back (any part) L02.232
- breast N61.1
- buttock L02.33
- cheek (external) L02.03
- chest wall L02.233
- chin L02.03
- corpus cavernosum N48.21
- ear (any part) (external) (middle) — *see* Abscess, ear, external
- external auditory canal — *see* Abscess, ear, external
- eyelid — *see* Abscess, eyelid
- face NEC L02.03
- femoral (region) — *see* Carbuncle, lower limb
- finger — *see* Carbuncle, hand
- flank L02.231
- foot L02.63 ☑
- forehead L02.03
- genital — *see* Abscess, genital
- gluteal (region) L02.33
- groin L02.234
- hand L02.53 ☑
- head NEC L02.831
- heel — *see* Carbuncle, foot
- hip — *see* Carbuncle, lower limb
- kidney — *see* Abscess, kidney
- knee — *see* Carbuncle, lower limb
- labium (majus) (minus) N76.4
- lacrimal

- gland — *see* Dacryoadenitis
- passages (duct) (sac) — *see* Inflammation, lacrimal, passages, acute

leg — *see* Carbuncle, lower limb
lower limb L02.43 ☑
malignant A22.0
navel L02.236
neck L02.13
nose (external) (septum) J34.0
orbit, orbital — *see* Abscess, orbit
palmar (space) — *see* Carbuncle, hand
partes posteriores L02.33
pectoral region L02.233
penis N48.21
perineum L02.235
pinna — *see* Abscess, ear, external
popliteal — *see* Carbuncle, lower limb
scalp L02.831
seminal vesicle N49.0
shoulder — *see* Carbuncle, upper limb
specified site NEC L02.838
temple (region) L02.03
thumb — *see* Carbuncle, hand
toe — *see* Carbuncle, foot
trunk L02.239
- abdominal wall L02.231
- back L02.232
- chest wall L02.233
- groin L02.234
- perineum L02.235
- umbilicus L02.236

umbilicus L02.236
upper limb L02.43 ☑
urethra N34.0
vulva N76.4

- **Carbunculus** — *see* Carbuncle
- **Carcinoid** (tumor) — *see* Tumor, carcinoid
- **Carcinoidosis** E34.00
  - heart E34.01
- **Carcinoma** (malignant) (*see also* Neoplasm, by site, malignant)
  - acidophil
    - specified site — *see* Neoplasm, malignant, by site
    - unspecified site C75.1
  - acidophil-basophil, mixed
    - specified site — *see* Neoplasm, malignant, by site
    - unspecified site C75.1
  - adnexal (skin) — *see* Neoplasm, skin, malignant
  - adrenal cortical C74.0 ☑
  - alveolar — *see* Neoplasm, lung, malignant
    - cell — *see* Neoplasm, lung, malignant
  - ameloblastic C41.1
    - upper jaw (bone) C41.0
  - apocrine
    - breast — *see* Neoplasm, breast, malignant
    - specified site NEC — *see* Neoplasm, skin, malignant
    - unspecified site C44.99
  - basal cell (pigmented) (*see also* Neoplasm, skin, malignant) C44.91
    - fibro-epithelial — *see* Neoplasm, skin, malignant
    - morphea — *see* Neoplasm, skin, malignant
    - multicentric — *see* Neoplasm, skin, malignant
  - basaloid
  - basal-squamous cell, mixed — *see* Neoplasm, skin, malignant
  - basophil
    - specified site — *see* Neoplasm, malignant, by site
    - unspecified site C75.1
  - basophil-acidophil, mixed

- specified site — *see* Neoplasm, malignant, by site
- unspecified site C75.1

basosquamous — *see* Neoplasm, skin, malignant

bile duct
- with hepatocellular, mixed C22.0
- liver C22.1
- specified site NEC — *see* Neoplasm, malignant, by site
- unspecified site C22.1

branchial or branchiogenic C10.4

bronchial or bronchogenic — *see* Neoplasm, lung, malignant

bronchiolar — *see* Neoplasm, lung, malignant

bronchioloalveolar — *see* Neoplasm, lung, malignant

C cell
- specified site — *see* Neoplasm, malignant, by site
- unspecified site C73

ceruminous C44.29 ☑

cervix uteri
- in situ D06.9
  - endocervix D06.0
  - exocervix D06.1
  - specified site NEC D06.7

chorionic
- specified site — *see* Neoplasm, malignant, by site
- unspecified site
  - female C58
  - male C62.90

chromophobe
- specified site — *see* Neoplasm, malignant, by site
- unspecified site C75.1

cloacogenic
- specified site — *see* Neoplasm, malignant, by site
- unspecified site C21.2

- diffuse type
  - specified site — *see* Neoplasm, malignant, by site
  - unspecified site C16.9
- duct (cell)
  - with Paget's disease — *see* Neoplasm, breast, malignant
  - infiltrating
    - with lobular carcinoma (in situ)
      - specified site — *see* Neoplasm, malignant, by site
      - unspecified site (female) C50.91 ☑
        - male C50.92 ☑
    - specified site — *see* Neoplasm, malignant, by site
      - unspecified site (female) C50.91 ☑
        - male C50.92 ☑
- ductal
  - with lobular
    - specified site — *see* Neoplasm, malignant, by site
    - unspecified site (female) C50.91 ☑
      - male C50.92 ☑
- ductular, infiltrating
  - specified site — *see* Neoplasm, malignant, by site
  - unspecified site (female) C50.91 ☑
    - male C50.92 ☑
- embryonal
  - liver C22.7
- endometrioid
  - specified site — *see* Neoplasm, malignant, by site
  - unspecified site
    - female C56.9
    - male C61
- eosinophil
  - specified site — *see* Neoplasm, malignant, by site
  - unspecified site C75.1
- epidermoid (*see also* Neoplasm, skin malignant)

- in situ, Bowen's type — *see* Neoplasm, skin, in situ
- fibroepithelial, basal cell — *see* Neoplasm, skin, malignant
- follicular
  - with papillary (mixed) C73
  - moderately differentiated C73
  - pure follicle C73
  - specified site — *see* Neoplasm, malignant, by site
  - trabecular C73
  - unspecified site C73
  - well differentiated C73
- generalized, with unspecified primary site C80.0
- glycogen-rich — *see* Neoplasm, breast, malignant
- granulosa cell C56 ☑
- hepatic cell C22.0
- hepatocellular C22.0
  - with bile duct, mixed C22.0
  - fibrolamellar C22.0
- hepatocholangiolitic C22.0
- Hurthle cell C73
- in
  - adenomatous
    - polyposis coli C18.9
  - pleomorphic adenoma — *see* Neoplasm, salivary gland or duct, malignant
  - situ — *see* Carcinoma-in-situ
- infiltrating
  - duct
    - with lobular
      - specified site — *see* Neoplasm, malignant, by site
      - unspecified site (female) C50.91 ☑
        - male C50.92 ☑
    - with Paget's disease — *see* Neoplasm, breast, malignant
    - specified site — *see* Neoplasm, malignant
    - unspecified site (female) C50.91 ☑

- male C50.92 ☑
- ductular
  - specified site — *see* Neoplasm, malignant
  - unspecified site (female) C50.91 ☑
    - male C50.92 ☑
- lobular
  - specified site — *see* Neoplasm, malignant
  - unspecified site (female) C50.91 ☑
    - male C50.92 ☑
- inflammatory
  - specified site — *see* Neoplasm, malignant
  - unspecified site (female) C50.91 ☑
    - male C50.92 ☑
- intestinal type
  - specified site — *see* Neoplasm, malignant, by site
  - unspecified site C16.9
- intracystic
  - noninfiltrating — *see* Neoplasm, in situ, by site
- intraductal (noninfiltrating)
  - with Paget's disease — *see* Neoplasm, breast, malignant
  - breast D05.1 ☑
  - papillary
    - with invasion
      - specified site — *see* Neoplasm, malignant, by site
      - unspecified site (female) C50.91 ☑
        - male C50.92 ☑
    - breast D05.1 ☑
    - specified site NEC — *see* Neoplasm, in situ, by site
    - unspecified site (female) D05.1 ☑
  - specified site NEC — *see* Neoplasm, in situ, by site
  - unspecified site (female) D05.1 ☑
- intraepidermal — *see* Neoplasm, in situ
  - squamous cell, Bowen's type — *see* Neoplasm, skin, in situ

- intraepithelial — *see* Neoplasm, in situ, by site
  - squamous cell — *see* Neoplasm, in situ, by site
- intraosseous C41.1
  - upper jaw (bone) C41.0
- islet cell
  - with exocrine, mixed
    - specified site — *see* Neoplasm, malignant, by site
    - unspecified site C25.9
  - pancreas C25.4
  - specified site NEC — *see* Neoplasm, malignant, by site
  - unspecified site C25.4
- juvenile, breast — *see* Neoplasm, breast, malignant
- large cell
  - small cell
    - specified site — *see* Neoplasm, malignant, by site
    - unspecified site C34.90
- Leydig cell (testis)
  - specified site — *see* Neoplasm, malignant, by site
  - unspecified site
    - female C56.9
    - male C62.90
- lipid-rich (female) C50.91 ☑
  - male C50.92 ☑
- liver cell C22.0
- liver NEC C22.7
- lobular (infiltrating)
  - with intraductal
    - specified site — *see* Neoplasm, malignant, by site
    - unspecified site (female) C50.91 ☑
      - male C50.92 ☑
  - noninfiltrating

- breast D05.0 ☑
- specified site NEC — *see* Neoplasm, in situ, by site
- unspecified site D05.0 ☑
- specified site — *see* Neoplasm, malignant, by site
- unspecified site (female) C50.91 ☑
- male C50.92 ☑
- medullary
- with
- amyloid stroma
- specified site — *see* Neoplasm, malignant, by site
- unspecified site C73
- lymphoid stroma
- specified site — *see* Neoplasm, malignant, by site
- unspecified site (female) C50.91 ☑
- male C50.92 ☑
- Merkel cell C4A.9
- anal margin C4A.51
- anal skin C4A.51
- canthus C4A.1 ☑
- ear and external auricular canal C4A.2 ☑
- external auricular canal C4A.2 ☑
- eyelid, including canthus C4A.1 ☑
- face C4A.30
- specified NEC C4A.39
- hip C4A.7 ☑
- lip C4A.0
- lower limb, including hip C4A.7 ☑
- neck C4A.4
- nodal presentation C7B.1
- nose C4A.31
- overlapping sites C4A.8

- perianal skin C4A.51
- scalp C4A.4
- secondary C7B.1
- shoulder C4A.6 ☑
- skin of breast C4A.52
- trunk NEC C4A.59
- upper limb, including shoulder C4A.6 ☑
- visceral metastatic C7B.1

metastatic — *see* Neoplasm, secondary, by site
metatypical — *see* Neoplasm, skin, malignant
morphea, basal cell — *see* Neoplasm, skin, malignant
mucoid
- cell
  - specified site — *see* Neoplasm, malignant, by site
  - unspecified site C75.1

neuroendocrine (*see also* Tumor, neuroendocrine)
- high grade, any site C7A.1
- poorly differentiated, any site C7A.1

nonencapsulated sclerosing C73
noninfiltrating
- intracystic — *see* Neoplasm, in situ, by site
- intraductal
  - breast D05.1 ☑
  - papillary
    - breast D05.1 ☑
    - specified site NEC — *see* Neoplasm, in situ, by site
    - unspecified site D05.1 ☑
  - specified site — *see* Neoplasm, in situ, by site
  - unspecified site D05.1 ☑
- lobular
  - breast D05.0 ☑
  - specified site NEC — *see* Neoplasm, in situ, by site
  - unspecified site (female) D05.0 ☑

- oat cell
  - specified site — *see* Neoplasm, malignant, by site
  - unspecified site C34.90
- odontogenic C41.1
  - upper jaw (bone) C41.0
- papillary
  - with follicular (mixed) C73
  - follicular variant C73
  - intraductal (noninfiltrating)
    - with invasion
      - specified site — *see* Neoplasm, malignant, by site
      - unspecified site (female) C50.91 ☑
        - male C50.92 ☑
    - breast D05.1 ☑
    - specified site NEC — *see* Neoplasm, in situ, by site
    - unspecified site D05.1 ☑
  - serous
    - specified site — *see* Neoplasm, malignant, by site
    - surface
      - specified site — *see* Neoplasm, malignant, by site
      - unspecified site C56.9
    - unspecified site C56.9
- papillocystic
  - specified site — *see* Neoplasm, malignant, by site
  - unspecified site C56.9
- parafollicular cell
  - specified site — *see* Neoplasm, malignant, by site
  - unspecified site C73
- pilomatrix — *see* Neoplasm, skin, malignant
- pseudomucinous
  - specified site — *see* Neoplasm, malignant, by site
  - unspecified site C56.9

- renal cell C64 ☑
- Schmincke — *see* Neoplasm, nasopharynx, malignant
- Schneiderian
  - specified site — *see* Neoplasm, malignant, by site
  - unspecified site C30.0
- sebaceous — *see* Neoplasm, skin, malignant
- secondary (*see also* Neoplasm, secondary, by site)
  - Merkel cell C7B.1
- secretory, breast — *see* Neoplasm, breast, malignant
- serous
  - papillary
    - specified site — *see* Neoplasm, malignant, by site
    - unspecified site C56.9
  - surface, papillary
    - specified site — *see* Neoplasm, malignant, by site
    - unspecified site C56.9
- Sertoli cell
  - specified site — *see* Neoplasm, malignant, by site
  - unspecified site C62.90
    - female C56.9
    - male C62.90
- skin appendage — *see* Neoplasm, skin, malignant
- small cell
  - fusiform cell
    - specified site — *see* Neoplasm, malignant, by site
    - unspecified site C34.90
  - intermediate cell
    - specified site — *see* Neoplasm, malignant, by site
    - unspecified site C34.90
  - large cell
    - specified site — *see* Neoplasm, malignant, by site
    - unspecified site C34.90

- solid
  - with amyloid stroma
    - specified site — *see* Neoplasm, malignant, by site
    - unspecified site C73
  - microinvasive
    - specified site — *see* Neoplasm, malignant, by site
    - unspecified site C53.9
- sweat gland — *see* Neoplasm, skin, malignant
- theca cell C56. ☑
- thymic C37
- unspecified site (primary) C80.1
- water-clear cell C75.0

Carcinoma-in-situ (*see also* Neoplasm, in situ, by site)
- breast NOS D05.9 ☑
  - specified type NEC D05.8 ☑
- epidermoid (*see also* Neoplasm, in situ, by site)
  - with questionable stromal invasion
    - cervix D06.9
    - specified site NEC — *see* Neoplasm, in situ, by site
    - unspecified site D06.9
  - Bowen's type — *see* Neoplasm, skin, in situ
- intraductal
  - breast D05.1 ☑
  - specified site NEC — *see* Neoplasm, in situ, by site
  - unspecified site D05.1 ☑
- lobular
  - with
    - infiltrating duct
      - breast (female) C50.91 ☑
        - male C50.92 ☑
      - specified site NEC — *see* Neoplasm, malignant
      - unspecified site (female) C50.91 ☑

male C50.92 ☑
intraductal
breast D05.8 ☑
specified site NEC — *see* Neoplasm, in situ, by site
unspecified site (female) D05.8 ☑
breast D05.0 ☑
specified site NEC — *see* Neoplasm, in situ, by site
unspecified site D05.0 ☑
squamous cell (*see also* Neoplasm, in situ, by site)
with questionable stromal invasion
cervix D06.9
specified site NEC — *see* Neoplasm, in situ, by site
unspecified site D06.9
Carcinomaphobia F45.29
Carcinomatosis C80.0
peritonei C78.6
unspecified site (primary) (secondary) C80.0
Carcinosarcoma — *see* Neoplasm, malignant, by site
embryonal — *see* Neoplasm, malignant, by site
Cardia, cardial — *see* condition
Cardiac (*see also* condition)
death, sudden — *see* Arrest, cardiac
pacemaker
in situ Z95.0
management or adjustment Z45.018
tamponade I31.4
Cardialgia — *see* Pain, precordial
Cardiectasis — *see* Hypertrophy, cardiac
Cardiochalasia K21.9
Cardiomalacia I51.5
Cardiomegalia glycogenica diffusa E74.02 *[I43]*
Cardiomegaly (*see also* Hypertrophy, cardiac)
congenital Q24.8
glycogen E74.02 *[I43]*
idiopathic I51.7

- **Cardiomyoliposis** I51.5
- **Cardiomyopathy** (familial) (idiopathic) I42.9
  - alcoholic I42.6
  - amyloid E85.4 *[I43]*
    - transthyretin-related (ATTR) familial E85.4 *[I43]*
  - arteriosclerotic — *see* Disease, heart, ischemic, atherosclerotic
  - beriberi E51.12
  - cobalt-beer I42.6
  - congenital I42.4
  - congestive I42.0
  - constrictive NOS I42.5
  - dilated I42.0
  - due to
    - alcohol I42.6
    - beriberi E51.12
    - cardiac glycogenosis E74.02 *[I43]*
    - drugs I42.7
    - external agents NEC I42.7
    - Friedreich's ataxia G11.11
    - myotonia atrophica G71.11 *[I43]*
    - progressive muscular dystrophy (*see also* Dystrophy, muscular, by type) G71.09 *[I43]*
  - glycogen storage E74.02 *[I43]*
  - hypertensive — *see* Hypertension, heart
  - hypertrophic (nonobstructive) I42.2
    - obstructive I42.1
      - congenital Q24.8
  - in
    - Chagas' disease (chronic) B57.2
      - acute B57.0
    - sarcoidosis D86.85
  - ischemic I25.5
  - metabolic E88.9 *[I43]*

- thyrotoxic E05.90 *[I43]*
  - with thyroid storm E05.91 *[I43]*
- newborn I42.8
  - congenital I42.4
- non-ischemic (*see also* by cause) I42.8
- nutritional E63.9 *[I43]*
  - beriberi E51.12
- obscure of Africa I42.8
- peripartum O90.3
- postpartum O90.3
- restrictive NEC I42.5
- rheumatic I09.0
- secondary I42.9
- specified NEC I42.8
- stress induced I51.81
- takotsubo I51.81
- thyrotoxic E05.90 *[I43]*
  - with thyroid storm E05.91 *[I43]*
- toxic NEC I42.7
- transthyretin-related (ATTR) familial amyloid E85.4
- tuberculous A18.84
- viral B33.24

Cardionephritis — *see* Hypertension, cardiorenal

Cardionephropathy — *see* Hypertension, cardiorenal

Cardionephrosis — *see* Hypertension, cardiorenal

Cardiopathia nigra I27.0

Cardiopathy (*see also* Disease, heart) I51.9
- idiopathic I42.9
- mucopolysaccharidosis E76.3 *[I52]*

Cardiopericarditis — *see* Pericarditis

Cardiophobia F45.29

Cardiorenal — *see* condition

Cardiorrhexis — *see* Infarct, myocardium

Cardiosclerosis — *see* Disease, heart, ischemic, atherosclerotic

Cardiosis — *see* Disease, heart

Cardiospasm (esophagus) (reflex) (stomach) K22.0

- congenital Q39.5
  - with megaesophagus Q39.5
- **Cardiostenosis** — *see* Disease, heart
- **Cardiosymphysis** I31.0
- **Cardiovascular** — *see* condition
- **Carditis** (acute) (bacterial) (chronic) (subacute) I51.89
  - meningococcal A39.50
  - rheumatic — *see* Disease, heart, rheumatic
  - rheumatoid — *see* Rheumatoid, carditis
  - viral B33.20
- **Care(of)** (for) (following)
  - child (routine) Z76.2
  - family member (handicapped) (sick)
    - creating problem for family Z63.6
    - provided away from home for holiday relief Z75.5
    - unavailable, due to
      - absence (person rendering care) (sufferer) Z74.2
      - inability (any reason) of person rendering care Z74.2
  - foundling Z76.1
  - holiday relief Z75.5
  - improper — *see* Maltreatment
  - lack of (at or after birth) (infant) — *see* Maltreatment, child, neglect
  - lactating mother Z39.1
  - palliative Z51.5
  - postpartum
    - immediately after delivery Z39.0
    - routine follow-up Z39.2
  - respite Z75.5
  - unavailable, due to
    - absence of person rendering care Z74.2
    - inability (any reason) of person rendering care Z74.2
  - well-baby Z76.2

- Caries
  - bone NEC A18.03
  - dental (dentino enamel junction) (early childhood) (of dentine) (pre-eruptive) (recurrent) (to the pulp) K02.9
    - arrested (coronal) (root) K02.3
    - chewing surface
      - limited to enamel K02.51
      - penetrating into dentin K02.52
      - penetrating into pulp K02.53
    - coronal surface
      - chewing surface
        - limited to enamel K02.51
        - penetrating into dentin K02.52
        - penetrating into pulp K02.53
      - pit and fissure surface
        - limited to enamel K02.51
        - penetrating into dentin K02.52
        - penetrating into pulp K02.53
      - smooth surface
        - limited to enamel K02.61
        - penetrating into dentin K02.62
        - penetrating into pulp K02.63
    - pit and fissure surface
      - limited to enamel K02.51
      - penetrating into dentin K02.52
      - penetrating into pulp K02.53
    - primary, cervical origin K02.52
    - root K02.7
    - smooth surface
      - limited to enamel K02.61
      - penetrating into dentin K02.62
      - penetrating into pulp K02.63
  - external meatus — *see* Disorder, ear, external, specified type NEC
  - hip (tuberculous) A18.02
  - initial (tooth)

chewing surface K02.51
pit and fissure surface K02.51
smooth surface K02.61
knee (tuberculous) A18.02
labyrinth — *see* subcategory H83.8 ☑
limb NEC (tuberculous) A18.03
mastoid process (chronic) — *see* Mastoiditis, chronic
tuberculous A18.03
middle ear — *see* subcategory H74.8 ☑
nose (tuberculous) A18.03
orbit (tuberculous) A18.03
ossicles, ear — *see* Abnormal, ear ossicles
petrous bone — *see* Petrositis
root (dental) (tooth) K02.7
sacrum (tuberculous) A18.01
spine, spinal (column) (tuberculous) A18.01
syphilitic A52.77
congenital (early) A50.02 *[M90.80]*
tooth, teeth — *see* Caries, dental
tuberculous A18.03
vertebra (column) (tuberculous) A18.01
Carious teeth — *see* Caries, dental
Carneous mole O02.0
Carnitine insufficiency E71.40
Carotid body or sinus syndrome G90.01
Carotidynia G90.01
Carotenemia (dietary) E67.1
Carotenosis (cutis) (skin) E67.1
Carpal tunnel syndrome — *see* Syndrome, carpal tunnel
Carpenter's syndrome Q87.0
Carpopedal spasm — *see* Tetany
Carr-Barr-Plunkett syndrome Q97.1
Carrier (suspected) of
Acinetobacter baumannii Z22.349

- carbapenem-resistant Z22.340
- carbapenem-sensitive Z22.341

amebiasis Z22.1

bacterial disease NEC Z22.39

- diphtheria Z22.2
- intestinal infectious NEC Z22.1
  - typhoid Z22.0
- meningococcal Z22.31
- sexually transmitted Z22.4
- specified NEC Z22.39
- staphylococcal (Methicillin susceptible) Z22.321
  - Methicillin resistant Z22.322
- streptococcal Z22.338
  - group B Z22.330
    - complicating pregnancy or delivery O99.82 ☑
- typhoid Z22.0

cholera Z22.1

diphtheria Z22.2

E. coli (Escherichia coli) Z22.35 ☑

Enterobacterales Z22.359

- carbapenem-resistant Z22.350
- carbapenem-sensitive Z22.358
- Enterobacterales, specified type NEC Z22.358
- ESBL-producing Z22.358
- extended-spectrum beta-lactamase producing Z22.358

gastrointestinal pathogens NEC Z22.1

genetic Z14.8

- cystic fibrosis Z14.1
- hemophilia A (asymptomatic) Z14.01
  - symptomatic Z14.02

gestational, pregnant Z33.1

gonorrhea Z22.4

HAA (hepatitis Australian-antigen) B18.8

HB (c)(s)-AG B18.1

hepatitis (viral) B18.9

- Australia-antigen (HAA) B18.8
- B surface antigen (HBsAg) B18.1
  - with acute delta- (super)infection B17.0
- C B18.2
- specified NEC B18.8
- human T-cell lymphotropic virus type-1 (HTLV-1) infection Z22.6
- infectious organism Z22.9
  - specified NEC Z22.8
- K. pneumoniae (Klebsiella pneumoniae) Z22.35 ☑
- meningococci Z22.31
- Salmonella typhosa Z22.0
- serum hepatitis — *see* Carrier, hepatitis
- staphylococci (Methicillin susceptible) Z22.321
  - Methicillin resistant Z22.322
- streptococci Z22.338
  - group B Z22.330
    - complicating pregnancy or delivery O99.82 ☑
- syphilis Z22.4
- typhoid Z22.0
- venereal disease NEC Z22.4

Carrion's disease A44.0
Carter's relapsing fever (Asiatic) A68.1
Cartilage — *see* condition
Caruncle (inflamed)
- conjunctiva (acute) — *see* Conjunctivitis, acute
- labium (majus) (minus) N90.89
- lacrimal — *see* Inflammation, lacrimal, passages
- myrtiform N89.8
- urethral (benign) N36.2

Cascade stomach K31.2
Caseation lymphatic gland (tuberculous) A18.2
Cassidy (-Scholte) syndrome (malignant carcinoid) E34.09
Castellani's disease A69.8
Castration, traumatic, male S38.231 ☑
Casts in urine R82.998
Cat

- cry syndrome Q93.4
- ear Q17.3
- eye syndrome Q92.8

Catabolism, senile R54

Catalepsy (hysterical) F44.2
- schizophrenic F20.2

Cataplexy (idiopathic) — *see* - Narcolepsy

Cataract (cortical) (immature) (incipient) H26.9
- with
  - neovascularization — *see* Cataract, complicated
- age-related — *see* Cataract, senile
- anterior
  - and posterior axial embryonal Q12.0
  - pyramidal Q12.0
- associated with
  - galactosemia E74.21 *[H28]*
  - myotonic disorders G71.19 *[H28]*
- blue Q12.0
- central Q12.0
- cerulean Q12.0
- complicated H26.20
  - with
    - neovascularization H26.21 ☑
    - ocular disorder H26.22 ☑
  - glaucomatous flecks H26.23 ☑
- congenital Q12.0
- coraliform Q12.0
- coronary Q12.0
- crystalline Q12.0
- diabetic — *see* Diabetes, cataract
- drug-induced H26.3 ☑
- due to

- ocular disorder — *see* Cataract, complicated
- radiation H26.8

electric H26.8
extraction status Z98.4 ☑
glass-blower's H26.8
heat ray H26.8
heterochromic — *see* Cataract, complicated
hypermature — *see* Cataract, senile, morgagnian type
in (due to)
- chronic iridocyclitis — *see* Cataract, complicated
- diabetes — *see* Diabetes, cataract
- endocrine disease E34.9 *[H28]*
- eye disease — *see* Cataract, complicated
- hypoparathyroidism E20.9 *[H28]*
- malnutrition-dehydration E46 *[H28]*
- metabolic disease E88.9 *[H28]*
- myotonic disorders G71.19 *[H28]*
- nutritional disease E63.9 *[H28]*

infantile — *see* Cataract, presenile
irradiational — *see* Cataract, specified NEC
juvenile — *see* Cataract, presenile
malnutrition-dehydration E46 *[H28]*
morgagnian — *see* Cataract, senile, morgagnian type
myotonic G71.19 *[H28]*
myxedema E03.9 *[H28]*
nuclear
- embryonal Q12.0
- sclerosis — *see* Cataract, senile, nuclear

presenile H26.00 ☑
- combined forms H26.06 ☑
- cortical H26.01 ☑
- lamellar — *see* Cataract, presenile, cortical
- nuclear H26.03 ☑
- specified NEC H26.09
- subcapsular polar (anterior) H26.04 ☑

- posterior H26.05 ☑
- zonular — *see* Cataract, presenile, cortical
- secondary H26.40
  - Soemmering's ring H26.41 ☑
  - specified NEC H26.49 ☑
  - to eye disease — *see* Cataract, complicated
- senile H25.9
  - brunescens — *see* Cataract, senile, nuclear
  - combined forms H25.81 ☑
  - coronary — *see* Cataract, senile, incipient
  - cortical H25.01 ☑
  - hypermature — *see* Cataract, senile, morgagnian type
  - incipient (mature) (total) H25.09 ☑
    - cortical — *see* Cataract, senile, cortical
    - subcapsular — *see* Cataract, senile, subcapsular
  - morgagnian type (hypermature) H25.2 ☑
  - nuclear (sclerosis) H25.1 ☑
  - polar subcapsular (anterior) (posterior) — *see* Cataract, senile, incipient
  - punctate — *see* Cataract, senile, incipient
  - specified NEC H25.89
  - subcapsular polar (anterior) H25.03 ☑
    - posterior H25.04 ☑
- snowflake — *see* Diabetes, cataract
- specified NEC H26.8
- toxic — *see* Cataract, drug-induced
- traumatic H26.10 ☑
  - localized H26.11 ☑
  - partially resolved H26.12 ☑
  - total H26.13 ☑
- zonular (perinuclear) Q12.0

Cataracta (*see also* Cataract)

- brunescens — *see* Cataract, senile, nuclear
- centralis pulverulenta Q12.0
- cerulea Q12.0
- complicata — *see* Cataract, complicated
- congenita Q12.0
- coralliformis Q12.0
- coronaria Q12.0
- diabetic — *see* Diabetes, cataract
- membranacea
  - accreta — *see* Cataract, secondary
  - congenita Q12.0
- nigra — *see* Cataract, senile, nuclear
- sunflower — *see* Cataract, complicated

Catarrh, catarrhal (acute) (febrile) (infectious) (inflammation) (*see also* condition) J00

- bronchial — *see* Bronchitis
- chest — *see* Bronchitis
- chronic J31.0
- due to congenital syphilis A50.03
- enteric — *see* Enteritis
- eustachian H68.009
- fauces — *see* Pharyngitis
- gastrointestinal — *see* Enteritis
- gingivitis K05.00
  - nonplaque induced K05.01
  - plaque induced K05.00
- hay — *see* Fever, hay
- intestinal — *see* Enteritis
- larynx, chronic J37.0
- liver B15.9
  - with hepatic coma B15.0
- lung — *see* Bronchitis
- middle ear, chronic — *see* Otitis, media, nonsuppurative, chronic, serous
- mouth K12.1
- nasal (chronic) — *see* Rhinitis
- nasobronchial J31.1
- nasopharyngeal (chronic) J31.1

- acute J00
- pulmonary — *see* Bronchitis
- spring (eye) (vernal) — *see* Conjunctivitis, acute, atopic
- summer (hay) — *see* Fever, hay
- throat J31.2
- tubotympanal (*see also* Otitis, media, nonsuppurative)
  - chronic — *see* Otitis, media, nonsuppurative, chronic, serous

Catatonia (schizophrenic) F20.2

Catatonic
- disorder due to known physiologic condition F06.1
- schizophrenia F20.2
- stupor R40.1

Cat-scratch (*see also* Abrasion)
- disease or fever A28.1

Cauda equina — *see* condition

Cauliflower ear M95.1 ☑

Causalgia (upper limb) G56.4 ☑
- lower limb G57.7 ☑

Cause
- external, general effects T75.89 ☑

Caustic burn — *see* Corrosion, by site

Cavare's disease (familial periodic paralysis) G72.3

Cave-in, injury
- crushing (severe) — *see* Crush
- suffocation — *see* Asphyxia, traumatic, due to low oxygen, due to cave-in

Cavernitis (penis) N48.29

Cavernositis N48.29

Cavernous — *see* condition

Cavitation of lung (*see also* Tuberculosis, pulmonary)
- nontuberculous J98.4

Cavities, dental — *see* Caries, dental

Cavity

- lung — *see* Cavitation of lung
- optic papilla Q14.2
- pulmonary — *see* Cavitation of lung

Cavovarus foot, congenital Q66.1 ☑

Cavus foot (congenital) Q66.7 ☑

- acquired — *see* Deformity, limb, foot, specified NEC

Cazenave's disease L10.2

CCCA (central centrifugal cicatricial alopecia) L66.81

CDKL5 (Cyclin-Dependent Kinase-Like 5 Deficiency Disorder) G40.42

Cecitis K52.9

- with perforation, peritonitis, or rupture K65.8

Cecoureterocele Q62.32

Cecum — *see* condition

Celiac

- artery compression syndrome I77.4
- disease (with steatorrhea) K90.0
- infantilism K90.0

Cell(s), cellular (*see also* condition)

- in urine R82.998

Cellulitis (diffuse) (phlegmonous) (septic) (suppurative) L03.90

- abdominal wall L03.311
- anaerobic A48.0
- ankle — *see* Cellulitis, lower limb
- anus K61.0
- arm — *see* Cellulitis, upper limb
- auricle (ear) — *see* Cellulitis, ear
- axilla L03.11 ☑
- back (any part) L03.312
- breast (acute) (nonpuerperal) (subacute) N61.0
  - nipple N61.0
- broad ligament
  - acute N73.0

- buttock L03.317
- cervical (meaning neck) L03.221
- cervix (uteri) — *see* Cervicitis
- cheek (external) L03.211
  - internal K12.2
- chest wall L03.313
- chronic L03.90
- clostridial A48.0
- corpus cavernosum N48.22
- digit
  - finger — *see* Cellulitis, finger
  - toe — *see* Cellulitis, toe
- Douglas' cul-de-sac or pouch
  - acute N73.0
- drainage site (following operation) T81.49 ☑
- ear (external) H60.1 ☑
- eosinophilic (granulomatous) L98.3
- erysipelatous — *see* Erysipelas
- external auditory canal — *see* Cellulitis, ear
- eyelid — *see* Abscess, eyelid
- face NEC L03.211
- finger (intrathecal) (periosteal) (subcutaneous) (subcuticular) L03.01 ☑
- flank L03.31A
- foot — *see* Cellulitis, lower limb
- gangrenous — *see* Gangrene
- genital organ NEC
  - female (external) N76.4
  - male N49.9
    - multiple sites N49.8
    - specified NEC N49.8
- gluteal (region) L03.317
- gonococcal A54.89
- groin L03.314
- hand — *see* Cellulitis, upper limb
- head NEC L03.811

- face (any part, except ear, eye and nose) L03.211
- heel — *see* Cellulitis, lower limb
- hip — *see* Cellulitis, lower limb
- jaw (region) L03.211
- knee — *see* Cellulitis, lower limb
- labium (majus) (minus) — *see* Vulvitis
- lacrimal passages — *see* Inflammation, lacrimal, passages
- larynx J38.7
- leg — *see* Cellulitis, lower limb
- lip K13.0
- lower limb L03.11 ☑
  - toe — *see* Cellulitis, toe
- mouth (floor) K12.2
- multiple sites, so stated L03.90
- nasopharynx J39.1
- navel L03.316
  - newborn P38.9
    - with mild hemorrhage P38.1
    - without hemorrhage P38.9
- neck (region) L03.221
- nipple (acute) (nonpuerperal) (subacute) N61.0
- nose (septum) (external) J34.0
- orbit, orbital H05.01 ☑
- palate (soft) K12.2
- pectoral (region) L03.313
- pelvis, pelvic (chronic)
  - female (*see also* Disease, pelvis, inflammatory) N73.2
    - acute N73.0
  - following ectopic or molar pregnancy O08.0
  - male K65.0

- penis N48.22
- perineal, perineum L03.315
- periorbital L03.213
- perirectal K61.1
- peritonsillar J36
- periurethral N34.0
- periuterine (*see also* Disease, pelvis, inflammatory) N73.2
  - acute N73.0
- pharynx J39.1
- preseptal L03.213
- rectum K61.1
- retroperitoneal K68.9
- round ligament
  - acute N73.0
- scalp (any part) L03.811
- scrotum N49.2
- seminal vesicle N49.0
- shoulder — *see* Cellulitis, upper limb
- specified site NEC L03.818
- submandibular (region) (space) (triangle) K12.2
  - gland K11.3
- submaxillary (region) K12.2
  - gland K11.3
- thigh — *see* Cellulitis, lower limb
- thumb (intrathecal) (periosteal) (subcutaneous) (subcuticular) — *see* Cellulitis, finger
- toe (intrathecal) (periosteal) (subcutaneous) (subcuticular) L03.03 ☑
- tonsil J36
- trunk L03.319
  - abdominal wall L03.311
  - back (any part) L03.312
  - buttock L03.317
  - chest wall L03.313
  - groin L03.314
  - perineal, perineum L03.315
  - umbilicus L03.316

- tuberculous (primary) A18.4
- umbilicus L03.316
- upper limb L03.11 ☑
  - axilla — *see* Cellulitis, axilla
  - finger — *see* Cellulitis, finger
  - thumb — *see* Cellulitis, finger
- vaccinal T88.0 ☑
- vocal cord J38.3
- vulva — *see* Vulvitis
- wrist — *see* Cellulitis, upper limb

Cementoblastoma, benign — *see* Cyst, calcifying odontogenic

Cementoma — *see* Cyst, calcifying odontogenic

Cementoperiostitis — *see* Periodontitis

Cementosis K03.4

Central auditory processing disorder H93.25

Central pain syndrome G89.0

Cephalematocele, cephal (o)hematocele
- newborn P52.8
  - birth injury P10.8
- traumatic — *see* Hematoma, brain

Cephalematoma, cephalhematoma (calcified)
- newborn (birth injury) P12.0
- traumatic — *see* Hematoma, brain

Cephalgia, cephalalgia (*see also* Headache)
- histamine G44.009
  - intractable G44.001
  - not intractable G44.009
- trigeminal autonomic (TAC) NEC G44.099
  - intractable G44.091
  - not intractable G44.099

Cephalic — *see* condition
Cephalitis — *see* Encephalitis
Cephalocele — *see* Encephalocele
Cephalomenia N94.89
Cephalopelvic — *see* condition
Cerclage (with cervical incompetence) in pregnancy — *see* Incompetence, cervix, in pregnancy
Cerebellitis — *see* Encephalitis
Cerebellum, cerebellar — *see* condition
Cerebral — *see* condition
Cerebritis — *see* Encephalitis
Cerebro-hepato-renal syndrome Q87.89
Cerebromalacia — *see* Softening, brain
  sequelae of cerebrovascular disease I69.398
Cerebroside lipidosis E75.22
Cerebrospasticity (congenital) G80.1
Cerebrospinal — *see* condition
Cerebrum — *see* condition
Ceroid-lipofuscinosis, neuronal E75.4
Cerumen (accumulation) (impacted) H61.2 ☑
Cervical (*see also* condition)
  auricle Q18.2
  dysplasia in pregnancy — *see* Abnormal, cervix, in pregnancy or childbirth
  erosion in pregnancy — *see* Abnormal, cervix, in pregnancy or childbirth
  fibrosis in pregnancy — *see* Abnormal, cervix, in pregnancy or childbirth
  fusion syndrome Q76.1
  rib Q76.5
  shortening (complicating pregnancy) O26.87 ☑
Cervicalgia M54.2
Cervicitis (acute) (atrophic) (chronic) (nonvenereal) (senile) (subacute) (with ulceration) N72
  with
    abortion — *see* Abortion, by type complicated by genital tract and pelvic infection
    ectopic pregnancy O08.0
    molar pregnancy O08.0

- chlamydial A56.09
- gonococcal A54.03
- herpesviral A60.03
- puerperal (postpartum) O86.11
- syphilitic A52.76
- trichomonal A59.09
- tuberculous A18.16

Cervicocolpitis (emphysematosa) (*see also* Cervicitis) N72

Cervix — *see* condition

Cesarean delivery, previous, affecting management of pregnancy O34.219

- classical (vertical) scar O34.212
- isthmocele (non-pregnant state) N85.A
  - maternal care for O34.22
- low transverse scar O34.211
- mid-transverse T incision O34.218
- scar
  - defect (non-pregnant state) N85.A
    - maternal care for O34.22
  - specified type NEC O34.218

Céstan (-Chenais) paralysis or syndrome G46.3

Céstan-Raymond syndrome I65.8

Cestode infestation B71.9

- specified type NEC B71.8

Cestodiasis B71.9

CGL (congenital generalized lipodystrophy) E88.12

Chabert's disease A22.9

Chacaleh E53.8

Chafing L30.4

Chagas' (-Mazza) disease (chronic) B57.2

- with
  - cardiovascular involvement NEC B57.2
  - digestive system involvement B57.30
    - megacolon B57.32
    - megaesophagus B57.31
    - other specified B57.39
  - megacolon B57.32
  - megaesophagus B57.31
  - myocarditis B57.2
  - nervous system involvement B57.40

- meningitis B57.41
- meningoencephalitis B57.42
- other specified B57.49
- specified organ involvement NEC B57.5
- acute (with) B57.1
  - cardiovascular NEC B57.0
  - myocarditis B57.0

Chagres fever B50.9

Chairridden Z74.09

Chalasia (cardiac sphincter) K21.9

Chalazion H00.19
- left H00.16
  - lower H00.15
  - upper H00.14
- right H00.13
  - lower H00.12
  - upper H00.11

Chalcosis (*see also* Disorder, globe, degenerative, chalcosis)
- cornea — *see* Deposit, cornea
- crystalline lens — *see* Cataract, complicated
- retina H35.89

Chalicosis (pulmonum) J62.8

Chancre (any genital site) (hard) (hunterian) (mixed) (primary) (seronegative) (seropositive) (syphilitic) A51.0
- congenital A50.07
- conjunctiva NEC A51.2
- ducreyi A57
- Ducrey's A57
- extragenital A51.2
- eyelid A51.2
- lip A51.2
- nipple A51.2
- Nisbet's A57
- of

- carate A67.0
- pinta A67.0
- yaws A66.0

palate, soft A51.2
phagedenic A57
simple A57
soft A57
- bubo A57
- palate A51.2

urethra A51.0
yaws A66.0

Chancroid (anus) (genital) (penis) (perineum) (rectum) (urethra) (vulva) A57
Chandler's disease (osteochondritis dissecans, hip) — *see* Osteochondritis, dissecans, hip
Change(s) (in) (of) (*see also* Removal)
arteriosclerotic — *see* Arteriosclerosis
bone (*see also* Disorder, bone)
- diabetic — *see* Diabetes, bone change

bowel habit R19.4
cardiorenal (vascular) — *see* Hypertension, cardiorenal
cardiovascular — *see* Disease, cardiovascular
circulatory I99.9
cognitive (mild) (organic) R41.89
color, tooth, teeth
- during formation K00.8
- posteruptive K03.7

contraceptive device Z30.433
corneal membrane H18.30
- Bowman's membrane fold or rupture H18.31 ☑
- Descemet's membrane
  - fold H18.32 ☑
  - rupture H18.33 ☑

- coronary — *see* Disease, heart, ischemic
- degenerative, spine or vertebra — *see* Spondylosis
- dental pulp, regressive K04.2
- dressing (nonsurgical) Z48.00
  - surgical Z48.01
- heart — *see* Disease, heart
- hip joint — *see* Derangement, joint, hip
- hyperplastic larynx J38.7
- hypertrophic
  - nasal sinus J34.89
  - turbinate, nasal J34.3
  - upper respiratory tract J39.8
- indwelling catheter Z46.6
- inflammatory (*see also* Inflammation)
  - sacroiliac M46.1
- job, anxiety concerning Z56.1
- joint — *see* Derangement, joint
- life — *see* Menopause
- mental status R41.82
- minimal (glomerular) (*see also* N00-N07 with fourth character .0) N05.0
- myocardium, myocardial — *see* Degeneration, myocardial
- of life — *see* Menopause
- pacemaker Z45.018
  - pulse generator Z45.010
- personality (enduring) F68.8
  - due to (secondary to)
    - general medical condition F07.0
  - secondary (nonspecific) F60.89
- regressive, dental pulp K04.2
- renal — *see* Disease, renal
- retina H35.9
  - myopic (*see also* Myopia, degenerative) H44.2 ☑

- sacroiliac joint M53.3
- senile (*see also* condition) R54
- sensory R20.8
- skin R23.9
  - acute, due to ultraviolet radiation L56.9
    - specified NEC L56.8
  - chronic, due to nonionizing radiation L57.9
    - specified NEC L57.8
  - cyanosis R23.0
  - flushing R23.2
  - pallor R23.1
  - petechiae R23.3
  - specified change NEC R23.8
  - swelling — *see* Mass, localized
  - texture R23.4
- trophic
  - arm — *see* Mononeuropathy, upper limb
  - leg — *see* Mononeuropathy, lower limb
- vascular I99.9
- vasomotor I73.9
- voice R49.9
  - psychogenic F44.4
  - specified NEC R49.8

Changing sleep-work schedule, affecting sleep G47.26
Changuinola fever A93.1
Chapping skin T69.8 ☑
Charcot-Marie-Tooth disease, paralysis or syndrome G60.0
Charcot's
- arthropathy — *see* Arthropathy, neuropathic
- cirrhosis K74.3
- disease (tabetic arthropathy) A52.16
- joint (disease) (tabetic) A52.16

- diabetic — *see* Diabetes, with, arthropathy
- syringomyelic G95.0
- syndrome (intermittent claudication) I73.9

CHARGE association Q89.89

Charley-horse (quadriceps) M62.831
- traumatic (quadriceps) S76.11 ☑

Charlouis' disease — *see* Yaws

Cheadle's disease E54

Checking(of)
- cardiac pacemaker (battery) (electrode(s)) Z45.018
  - pulse generator Z45.010
- implantable subdermal contraceptive Z30.46
- intrauterine contraceptive device Z30.431
- wound Z48.0 ☑
  - due to injury - code to Injury, by site, using appropriate seventh character for subsequent encounter
  - postoperative — *see* Aftercare

Check-up — *see* Examination

Chédiak-Higashi (-Steinbrinck) syndrome (congenital gigantism of peroxidase granules) E70.330

Cheek — *see* condition

Cheese itch B88.09

Cheese-washer's lung J67.8

Cheese-worker's lung J67.8

Cheilitis (acute) (angular) (catarrhal) (chronic) (exfoliative) (gangrenous) (glandular) (infectional) (suppurative) (ulcerative) (vesicular) K13.0
- actinic (due to sun) L56.8
  - other than from sun L59.8
- candidal B37.83

Cheilodynia K13.0

Cheiloschisis — *see* Cleft, lip

Cheilosis (angular) K13.0
- with pellagra E52
- due to
  - vitamin B2 (riboflavin) deficiency E53.0

- **Cheiromegaly** M79.89
- **Cheiropompholyx** L30.1
- **Cheloid** — *see* Keloid
- **Chemical** burn — *see* Corrosion, by site
- **Chemodectoma** — *see* Paraganglioma, nonchromaffin
- **Chemosis**, conjunctiva — *see* Edema, conjunctiva
- **Chemotherapy** (session) (for)
  - cancer Z51.11
  - neoplasm Z51.11
- **Cherubism** M27.8
- **Chest** — *see* condition
- **Cheyne-Stokes** breathing (respiration) R06.3
- **Chiari's**
  - disease or syndrome (hepatic vein thrombosis) I82.0
  - malformation
    - type I G93.5
    - type II — *see* Spina bifida
  - net Q24.8
- **Chicago** disease B40.9
- **Chickenpox** — *see* Varicella
- **Chiclero** ulcer or sore B55.1
- **Chigger** (infestation) B88.09
- **Chignon** (disease) B36.8
  - newborn (from vacuum extraction) (birth injury) P12.1
- **Chilaiditi's** syndrome (subphrenic displacement, colon) Q43.3
- **Chilblain(s)** (lupus) T69.1 ☑
- **Child** (*see also* Problem, child)
  - custody dispute Z65.3
- **Childbirth** — *see* Delivery
- **Childhood**

- cerebral X-linked adrenoleukodystrophy E71.520
- period of rapid growth Z00.2

Chill(s) R68.83
- with fever R50.9
- congestive in malarial regions B54
- without fever R68.83

Chilomastigiasis A07.8

Chimera 46, XX/46, XY Q99.0

Chin — *see* condition

Chinese dysentery A03.9

Chionophobia F40.228

Chitral fever A93.1

Chlamydia, chlamydial A74.9
- cervicitis A56.09
- conjunctivitis A74.0
- cystitis A56.01
- endometritis A56.11
- epididymitis A56.19
- female
  - pelvic inflammatory disease A56.11
  - pelviperitonitis A56.11
- orchitis A56.19
- peritonitis A74.81
- pharyngitis A56.4
- proctitis A56.3
- psittaci (infection) A70
- salpingitis A56.11
- sexually-transmitted infection NEC A56.8
- specified NEC A74.89
- urethritis A56.01
- vulvovaginitis A56.02

- **Chlamydiosis** — *see* Chlamydia
- **Chloasma** (skin) (idiopathic) (symptomatic) L81.1
  - eyelid H02.71 ☑
    - hyperthyroid E05.90 *[H02.71 ☑]*
      - with thyroid storm E05.91 *[H02.71 ☑]*
    - left H02.716
      - lower H02.715
      - upper H02.714
    - right H02.713
      - lower H02.712
      - upper H02.711
- **Chloroma** C92.3 ☑
- **Chlorosis** D50.9
  - Egyptian B76.9 *[D63.8]*
  - miner's B76.9 *[D63.8]*
- **Chlorotic** anemia D50.8
- **Chocolate** cyst (ovary) N80.10 ☑
- **Choked**
  - disc or disk — *see* Papilledema
  - on food, phlegm, or vomitus NOS — *see* Foreign body, by site
  - while vomiting NOS — *see* Foreign body, by site
- **Chokes** (resulting from bends) T70.3 ☑
- **Choking** sensation R09.89
- **Cholangiectasis** K83.8
- **Cholangiocarcinoma**
  - with hepatocellular carcinoma, combined C22.0
  - liver C22.1
  - specified site NEC — *see* Neoplasm, malignant, by site
  - unspecified site C22.1
- **Cholangiohepatitis** K83.8
  - due to fluke infestation B66.1
- **Cholangiohepatoma** C22.0
- **Cholangiolitis** (acute) (chronic) (extrahepatic) (gangrenous) (intrahepatic) K83.09

- paratyphoidal — *see* Fever, paratyphoid
- typhoidal A01.09

Cholangioma D13.4
- malignant — *see* Cholangiocarcinoma

Cholangitis (ascending) (recurrent) (secondary) (stenosing) (suppurative) K83.09
- with calculus, bile duct — *see* Calculus, bile duct, with cholangitis
- chronic nonsuppurative destructive K74.3
- primary K83.09
  - sclerosing K83.01
- sclerosing K83.09

Cholecystectasia K82.8

Cholecystitis K81.9
- with
  - calculus, stones in
    - bile duct (common) (hepatic) — *see* Calculus, bile duct, with cholecystitis
    - cystic duct — *see* Calculus, gallbladder, with cholecystitis
    - gallbladder — *see* Calculus, gallbladder, with cholecystitis
  - choledocholithiasis — *see* Calculus, bile duct, with cholecystitis
  - cholelithiasis — *see* Calculus, gallbladder, with cholecystitis
  - gangrene of gallbladder K82.A1
  - perforation of gallbladder K82.A2
- acute (emphysematous) (gangrenous) (suppurative) K81.0
  - with
    - calculus, stones in
      - cystic duct — *see* Calculus, gallbladder, with cholecystitis, acute
      - gallbladder — *see* Calculus, gallbladder, with cholecystitis, acute
    - choledocholithiasis — *see* Calculus, bile duct, with cholecystitis, acute
    - cholelithiasis — *see* Calculus, gallbladder, with cholecystitis, acute
    - chronic cholecystitis K81.2
      - with gallbladder calculus K80.12
        - with obstruction K80.13

- chronic K81.1
  - with acute cholecystitis K81.2
    - with gallbladder calculus K80.12
      - with obstruction K80.13
- emphysematous (acute) — *see* Cholecystitis, acute
- gangrenous — *see* Cholecystitis, acute
- paratyphoidal, current A01.4
- suppurative — *see* Cholecystitis, acute
- typhoidal A01.09

Cholecystolithiasis — *see* Calculus, gallbladder

Choledochitis (suppurative) K83.09

Choledocholith — *see* Calculus, bile duct

Choledocholithiasis (common duct) (hepatic duct) — *see* Calculus, bile duct
- cystic — *see* Calculus, gallbladder
- typhoidal A01.09

Cholelithiasis (cystic duct) (gallbladder) (impacted) (multiple) — *see* Calculus, gallbladder
- bile duct (common) (hepatic) — *see* Calculus, bile duct
- hepatic duct — *see* Calculus, bile duct
- specified NEC K80.80
  - with obstruction K80.81

Cholemia (*see also* Jaundice)
- familial (simple) (congenital) E80.4
- Gilbert's E80.4

Choleperitoneum, choleperitonitis K65.3

Cholera (Asiatic) (epidemic) (malignant) A00.9
- antimonial — *see* Poisoning, antimony
- classical A00.0
- due to Vibrio cholerae 01 A00.9
  - biovar cholerae A00.0
  - biovar eltor A00.1
  - el tor A00.1

- el tor A00.1

Cholerine — *see* Cholera

Cholestasis NEC K83.1
- with hepatocyte injury K71.0
- due to total parenteral nutrition (TPN) K76.89
- intrahepatic K76.89
- pure K71.0

Cholesteatoma (ear) (middle) (with reaction) H71.9 ☑
- attic H71.0 ☑
- external ear (canal) H60.4 ☑
- mastoid H71.2 ☑
- postmastoidectomy cavity (recurrent) — *see* Complications, postmastoidectomy, recurrent cholesteatoma
- recurrent (postmastoidectomy) — *see* Complications, postmastoidectomy, recurrent cholesteatoma
- tympanum H71.1 ☑

Cholesteatosis, diffuse H71.3 ☑

Cholesteremia E78.00

Cholesterin in vitreous — *see* Deposit, crystalline

Cholesterol
- deposit
  - retina H35.89
  - vitreous — *see* Deposit, crystalline
- elevated (high) E78.00
  - with elevated (high) triglycerides E78.2
  - screening for Z13.220
- imbibition of gallbladder K82.4

Cholesterolemia (essential) (pure) E78.00
- familial E78.019
  - homozygous E78.010
  - heterozygous E78.011
- hereditary E78.019

Cholesterolosis, cholesterosis (gallbladder) K82.4
- cerebrotendinous E75.5

- **Cholocolic** fistula K82.3
- **Choluria** R82.2
- **Chondritis** M94.8X9
  - auricle H61.03 ☑
  - costal (Tietze's) M94.0
  - external ear H61.03 ☑
  - patella, posttraumatic — *see* Chondromalacia, patella
  - pinna H61.03 ☑
  - purulent M94.8X ☑
  - tuberculous NEC A18.02
    - intervertebral A18.01
- **Chondroblastoma** (*see also* Neoplasm, bone, benign)
  - malignant — *see* Neoplasm, bone, malignant
- **Chondrocalcinosis** M11.20
  - ankle M11.27 ☑
  - elbow M11.22 ☑
  - familial M11.10
    - ankle M11.17 ☑
    - elbow M11.12 ☑
    - foot joint M11.17 ☑
    - hand joint M11.14 ☑
    - hip M11.15 ☑
    - knee M11.16 ☑
    - multiple site M11.19
    - shoulder M11.11 ☑
    - vertebrae M11.18
    - wrist M11.13 ☑
  - foot joint M11.27 ☑
  - hand joint M11.24 ☑
  - hip M11.25 ☑
  - knee M11.26 ☑
  - multiple site M11.29
  - shoulder M11.21 ☑
  - vertebrae M11.28
  - specified type NEC M11.20

- ankle M11.27 ☑
- elbow M11.22 ☑
- foot joint M11.27 ☑
- hand joint M11.24 ☑
- hip M11.25 ☑
- knee M11.26 ☑
- multiple site M11.29
- shoulder M11.21 ☑
- vertebrae M11.28
- wrist M11.23 ☑

- wrist M11.23 ☑

Chondrodermatitis nodularis helicis or anthelicis — *see* Perichondritis, ear

Chondrodysplasia Q78.9

- with hemangioma Q78.4
- calcificans congenita Q77.3
- fetalis Q77.4
- metaphyseal (Jansen's) (McKusick's) (Schmid's) Q78.8
- punctata Q77.3

Chondrodystrophy, chondrodystrophia (familial) (fetalis) (hypoplastic) Q78.9

- calcificans congenita Q77.3
- myotonic (congenital) G71.13
- punctata Q77.3

Chondroectodermal dysplasia Q77.6

Chondrogenesis imperfecta Q77.4

Chondrolysis M94.35 ☑

Chondroma (*see also* Neoplasm, cartilage, benign)

- juxtacortical — *see* Neoplasm, bone, benign
- periosteal — *see* Neoplasm, bone, benign

Chondromalacia (systemic) M94.20

- acromioclavicular joint M94.21 ☑
- ankle M94.27 ☑
- elbow M94.22 ☑
- foot joint M94.27 ☑
- glenohumeral joint M94.21 ☑
- hand joint M94.24 ☑
- hip M94.25 ☑
- knee M94.26 ☑

- patella M22.4 ☑
- multiple sites M94.29
- patella M22.4 ☑
- rib M94.28
- sacroiliac joint M94.259
- shoulder M94.21 ☑
- sternoclavicular joint M94.21 ☑
- vertebral joint M94.28
- wrist M94.23 ☑

Chondromatosis (*see also* Neoplasm, cartilage, uncertain behavior)
- internal Q78.4

Chondromyxosarcoma — *see* Neoplasm, cartilage, malignant

Chondro-osteodysplasia (Morquio-Brailsford type) E76.219

Chondro-osteodystrophy E76.29

Chondro-osteoma — *see* Neoplasm, bone, benign

Chondropathia tuberosa M94.0

Chondrosarcoma — *see* Neoplasm, cartilage, malignant
- juxtacortical — *see* Neoplasm, bone, malignant
- mesenchymal — *see* Neoplasm, connective tissue, malignant
- myxoid — *see* Neoplasm, cartilage, malignant

Chordee (nonvenereal) N48.89
- congenital Q54.4
- gonococcal A54.09

Chorditis (fibrinous) (nodosa) (tuberosa) J38.2

Chordoma — *see* Neoplasm, vertebral (column), malignant

Chorea (chronic) (gravis) (posthemiplegic) (senile) (spasmodic) G25.5
- with
  - heart involvement I02.0
    - active or acute (conditions in I01 ☑) I02.0
    - rheumatic I02.9
      - with valvular disorder I02.0
  - rheumatic heart disease (chronic) (inactive)(quiescent) - code to rheumatic heart condition involved
- drug-induced G25.4
- habit F95.8
- hereditary G10
- Huntington's G10
- hysterical F44.4
- minor I02.9

- with heart involvement I02.0
- progressive G25.5
  - hereditary G10
- rheumatic (chronic) I02.9
  - with heart involvement I02.0
- Sydenham's I02.9
  - with heart involvement — *see* Chorea, with rheumatic heart disease
  - nonrheumatic G25.5

Choreoathetosis (paroxysmal) G25.5

Chorioadenoma (destruens) D39.2

Chorioamnionitis O41.12 ☑

Chorioangioma D26.7

Choriocarcinoma — *see* Neoplasm, malignant, by site
- combined with
  - embryonal carcinoma — *see* Neoplasm, malignant, by site
  - other germ cell elements — *see* Neoplasm, malignant, by site
  - teratoma — *see* Neoplasm, malignant, by site
- specified site — *see* Neoplasm, malignant, by site
- unspecified site
  - female C58
  - male C62.90

Chorioencephalitis (acute) (lymphocytic) (serous) A87.2

Chorioepithelioma — *see* Choriocarcinoma

Choriomeningitis (acute) (lymphocytic) (serous) A87.2

Chorionepithelioma — *see* Choriocarcinoma

Chorioretinitis (*see also* Inflammation, chorioretinal)
- disseminated (*see also* Inflammation, chorioretinal, disseminated)
  - in neurosyphilis A52.19
- Egyptian B76.9 *[D63.8]*
- focal (*see also* Inflammation, chorioretinal, focal)
- histoplasmic B39.9 *[H32]*
- in (due to)

- histoplasmosis B39.9 *[H32]*
- syphilis (secondary) A51.43
  - late A52.71
- toxoplasmosis (acquired) B58.01
  - congenital (active) P37.1 *[H32]*
- tuberculosis A18.53

juxtapapillary, juxtapapillaris — *see* Inflammation, chorioretinal, focal, juxtapapillary
leprous A30.9 *[H32]*
miner's B76.9 *[D63.8]*
progressive myopia (degeneration) (*see also* Myopia, degenerative) H44.2 ☑
syphilitic (secondary) A51.43
- congenital (early) A50.01 *[H32]*
  - late A50.32
- late A52.71

tuberculous A18.53

Chorioretinopathy, central serous H35.71 ☑
Choroid — *see* condition
Choroideremia H31.21
Choroiditis — *see* Chorioretinitis
Choroidopathy — *see* Disorder, choroid
Choroidoretinitis — *see* Chorioretinitis
Choroidoretinopathy, central serous — *see* Chorioretinopathy, central serous
Christian-Weber disease M35.6
Christmas disease D67
Chromaffinoma (*see also* Neoplasm, benign, by site)
- malignant — *see* Neoplasm, malignant, by site

Chromatopsia — *see* Deficiency, color vision
Chromhidrosis, chromidrosis L75.1
Chromoblastomycosis — *see* Chromomycosis
Chromoconversion R82.91
Chromomycosis B43.9
- brain abscess B43.1
- cerebral B43.1
- cutaneous B43.0
- skin B43.0
- specified NEC B43.8
- subcutaneous abscess or cyst B43.2

- **Chromophytosis** B36.0
- **Chromosome** — *see* condition by chromosome involved
  - D (1) — *see* condition, chromosome 13
  - E (3) — *see* condition, chromosome 18
  - G — *see* condition, chromosome 21
- **Chromotrichomycosis** B36.8
- **Chronic** — *see* condition
  - fracture — *see* Fracture, pathological
- **Churg-Strauss** syndrome M30.1
- **Chyle** cyst, mesentery I89.8
- **Chylocele** (nonfilarial) I89.8
  - filarial (*see also* Infestation, filarial) B74.9 *[N51]*
  - tunica vaginalis N50.89
    - filarial (*see also* Infestation, filarial) B74.9 *[N51]*
- **Chylomicronemia** (fasting) (with hyperprebetalipoproteinemia) E78.3
- **Chylopericardium** I31.39
  - acute I30.9
- **Chylothorax** (nonfilarial) J94.0
  - filarial (*see also* Infestation, filarial) B74.9 *[J91.8]*
- **Chylous** — *see* condition
- **Chyluria** (nonfilarial) R82.0
  - due to
    - bilharziasis B65.0
    - Brugia (malayi) B74.1
      - timori B74.2
    - schistosomiasis (bilharziasis) B65.0
    - Wuchereria (bancrofti) B74.0
  - filarial — *see* Infestation, filarial
- **Cicatricial** (deformity) — *see* Cicatrix
- **Cicatrix** (adherent) (contracted) (painful) (vicious) (*see also* Scar) L90.5
  - adenoid (and tonsil) J35.8
  - alveolar process M26.79
  - anus K62.89

- auricle — *see* Disorder, pinna, specified type NEC
- bile duct (common) (hepatic) K83.8
- bladder N32.89
- bone — *see* Disorder, bone, specified type NEC
- brain G93.89
- cervix (postoperative) (postpartal) N88.1
- common duct K83.8
- cornea H17.9
  - tuberculous A18.59
- duodenum (bulb), obstructive K31.5
- esophagus K22.2
- eyelid — *see* Disorder, eyelid function
- hypopharynx J39.2
- lacrimal passages — *see* Obstruction, lacrimal
- larynx J38.7
- lung J98.4
- middle ear — *see* subcategory H74.8 ☑
- mouth K13.79
- muscle M62.89
  - with contracture — *see* Contraction, muscle NEC
- nasopharynx J39.2
- palate (soft) K13.79
- penis N48.89
- pharynx J39.2
- prostate N42.89
- rectum K62.89
- retina — *see* Scar, chorioretinal
- semilunar cartilage — *see* Derangement, meniscus
- seminal vesicle N50.89
- skin L90.5

infected L08.89
postinfective L90.5
tuberculous B90.8
specified site NEC L90.5
throat J39.2
tongue K14.8
tonsil (and adenoid) J35.8
trachea J39.8
tuberculous NEC B90.9
urethra N36.8
uterus N85.8
vagina N89.8
postoperative N99.2
vocal cord J38.3
wrist, constricting (annular) L90.5
CIDP (chronic inflammatory demyelinating polyneuropathy) G61.81
CIN — *see* Neoplasia, intraepithelial, cervix
CINCA (chronic infantile neurological, cutaneous and articular syndrome) M04.2
Cinchonism — *see* Deafness, ototoxic
correct substance properly administered — *see* Table of Drugs and Chemicals, by drug, adverse effect
overdose or wrong substance given or taken — *see* Table of Drugs and Chemicals, by drug, poisoning
Circle of Willis — *see* condition
Circular — *see* condition
Circulating anticoagulants (*see also* - Disorder, hemorrhagic) D68.318
due to drugs (*see also* - Disorder, hemorrhagic) D68.32
following childbirth O72.3
Circulation
collateral, any site I99.8
defective (lower extremity) I99.9
congenital Q28.9
embryonic Q28.9
failure (peripheral) R57.9

- newborn P29.89
- fetal, persistent P29.38
- Fontan related I27.849
  - with
    - Fontan-associated condition, specified NEC I27.848
    - Fontan-associated liver disease [FALD] I27.840
    - Fontan-associated lymphatic dysfunction I27.841
- heart, incomplete Q28.9

Circulatory system — *see* condition

Circulus senilis (cornea) — *see* Degeneration, cornea, senile

Circumcision (in absence of medical indication) (ritual) (routine) Z41.2

Circumscribed — *see* condition

Circumvallate placenta O43.11 ☑

Cirrhosis, cirrhotic (hepatic) (liver) K74.60

- alcoholic K70.30
  - with ascites K70.31
- atrophic — *see* Cirrhosis, liver
- Baumgarten-Cruveilhier K74.69
- biliary (cholangiolitic) (cholangitic) (hypertrophic) (obstructive) (pericholangiolitic) K74.5
  - due to
    - Clonorchiasis B66.1
    - flukes B66.3
  - primary K74.3
  - secondary K74.4
- cardiac (of liver) K76.1
- Charcot's K74.3
- cholangiolitic, cholangitic, cholostatic (primary) K74.3
- congestive K76.1
- Cruveilhier-Baumgarten K74.69
- cryptogenic (liver) K74.69
- due to

- hepatolenticular degeneration E83.01
- Wilson's disease E83.01
- xanthomatosis E78.2

fatty K76.0
- alcoholic K70.0

Hanot's (hypertrophic) K74.3
hepatic — *see* Cirrhosis, liver
hypertrophic K74.3
Indian childhood K74.69
kidney — *see* Sclerosis, renal
Laennec's K70.30
- with ascites K70.31
- alcoholic K70.30
  - with ascites K70.31
- nonalcoholic K74.69

liver K74.60
- alcoholic K70.30
  - with ascites K70.31
  - fatty K70.0
- congenital P78.81
- syphilitic A52.74

lung (chronic) J84.10
macronodular K74.69
- alcoholic K70.30
  - with ascites K70.31

micronodular K74.69
- alcoholic K70.30
  - with ascites K70.31

mixed type K74.69
monolobular K74.3
nephritis — *see* Sclerosis, renal
nutritional K74.69

- alcoholic K70.30
  - with ascites K70.31
- obstructive — *see* Cirrhosis, biliary
- ovarian N83.8
- pancreas (duct) K86.89
- pigmentary E83.110
- portal K74.69
  - alcoholic K70.30
    - with ascites K70.31
- postnecrotic K74.69
  - alcoholic K70.30
    - with ascites K70.31
- pulmonary J84.10
- renal — *see* Sclerosis, renal
- spleen D73.2
- stasis K76.1
- Todd's K74.3
- unilobar K74.3
- xanthomatous (biliary) K74.5
  - due to xanthomatosis (familial) (metabolic) (primary) E78.2

Cistern, subarachnoid R93.0
Citrullinemia E72.23
Citrullinuria E72.23
Civatte's disease or poikiloderma L57.3
CLAD — *see* Dysfunction, chronic, lung allograft
Clam digger's itch B65.3
Clammy skin R23.1
Clap — *see* Gonorrhea
Clarke-Hadfield syndrome (pancreatic infantilism) K86.89
Clark's paralysis G80.9
Clastothrix L67.8
Claude Bernard-Horner syndrome G90.2

- traumatic — *see* Injury, nerve, cervical sympathetic

Claude's disease or syndrome G46.3

Claudication (intermittent) I73.9
- cerebral (artery) G45.9
- spinal cord (arteriosclerotic) G95.19
  - syphilitic A52.09
- venous (axillary) I87.8

Claudicatio venosa intermittens I87.8

Claustrophobia F40.240

Clavus (infected) L84

Clawfoot (congenital) Q66.89
- acquired — *see* Deformity, limb, clawfoot

Clawhand (acquired) (*see also* Deformity, limb, clawhand)
- congenital Q68.1

Clawtoe (congenital) Q66.89
- acquired — *see* Deformity, toe, specified NEC

Clay eating — *see* Pica

Cleansing of artificial opening — *see* Attention to, artificial, opening

Cleft (congenital) (*see also* Imperfect, closure)
- alveolar process M26.79
- branchial (persistent) Q18.2
  - cyst Q18.0
    - fistula Q18.0
    - sinus Q18.0
- cricoid cartilage, posterior Q31.8
- foot Q72.7 ☑
- hand Q71.6 ☑
- lip (unilateral) Q36.9
  - with cleft palate Q37.9
    - hard Q37.1
      - with soft Q37.5

- soft Q37.3
  - with hard Q37.5
- bilateral Q36.0
  - with cleft palate Q37.8
    - hard Q37.0
      - with soft Q37.4
    - soft Q37.2
      - with hard Q37.4
- median Q36.1

mitral valve leaflet (at birth) (congenital) Q23.82

nose Q30.2

palate Q35.9

- with cleft lip (unilateral) Q37.9
  - bilateral Q37.8
- hard Q35.1
  - with
    - cleft lip (unilateral) Q37.1
      - bilateral Q37.0
    - soft Q35.5
      - with cleft lip (unilateral) Q37.5
        - bilateral Q37.4
- medial Q35.5
- soft Q35.3
  - with
    - cleft lip (unilateral) Q37.3
      - bilateral Q37.2
    - hard Q35.5
      - with cleft lip (unilateral) Q37.5
        - bilateral Q37.4

penis Q55.69

scrotum Q55.29

thyroid cartilage Q31.8

uvula Q35.7

- **Cleidocranial** dysostosis Q74.0
- **Cleptomania** F63.2
- **Clicking** hip (newborn) R29.4
- **Climacteric** (female) (*see also* Menopause)
  - arthritis (any site) NEC — *see* Arthritis, specified form NEC
  - depression (single episode) F32.89
    - recurrent episode F33.8
  - melancholia (single episode) F32.89
    - recurrent episode F33.8
  - male (symptoms) (syndrome) NEC N50.89
  - paranoid state F22
  - polyarthritis NEC — *see* Arthritis, specified form NEC
  - symptoms (female) N95.1
- **Clinical** research investigation (clinical trial) (control subject) (normal comparison) (participant) Z00.6
- **Clitoris** — *see* condition
- **Cloaca** (persistent) Q43.7
- **Clonorchiasis**, clonorchis infection (liver) B66.1
- **Clonus** R25.8
- **Closed** bite M26.29
- **Clostridium** (C.) perfringens, as cause of disease classified elsewhere B96.7
- **Closure**
  - congenital, nose Q30.0
  - cranial sutures, premature Q75.009
  - defective or imperfect NEC — *see* Imperfect, closure
  - fistula, delayed — *see* Fistula
  - foramen ovale, imperfect Q21.12
  - hymen N89.6
  - interauricular septum, defective Q21.19
  - interventricular septum, defective Q21.0
  - lacrimal duct (*see also* Stenosis, lacrimal, duct)
    - congenital Q10.5
  - nose (congenital) Q30.0

- acquired M95.0
- of artificial opening — *see* Attention to, artificial, opening
- primary angle, without glaucoma damage H40.06 ☑
- vagina N89.5
- valve — *see* Endocarditis
- vulva N90.5

Clot (blood) (*see also* Embolism)
- artery (obstruction) (occlusion) — *see* Embolism
- bladder N32.89
- brain (intradural or extradural) — *see* Occlusion, artery, cerebral
- circulation I74.9
- heart (*see also* Infarct, myocardium)
  - not resulting in infarction I51.3
- vein — *see* Thrombosis

Clouded state R40.1
- epileptic — *see* Epilepsy, specified NEC
- paroxysmal — *see* Epilepsy, specified NEC

Cloudy antrum, antra J32.0

Clouston's (hidrotic) ectodermal dysplasia Q82.4

Cloverleaf skull Q75.051

Clubbed nail pachydermoperiostosis M89.40 *[L62]*

Clubbing of finger(s) (nails) R68.3

Clubfinger R68.3
- congenital Q68.1

Clubfoot (congenital) Q66.89
- acquired — *see* Deformity, limb, clubfoot
- equinovarus Q66.0 ☑
- paralytic — *see* Deformity, limb, clubfoot

Clubhand (congenital) (radial) Q71.4 ☑
- acquired — *see* Deformity, limb, clubhand

Clubnail R68.3
- congenital Q84.6

- **Clump**, kidney Q63.1
- **Clumsiness**, clumsy child syndrome F82
- **Cluttering** F80.81
- **Clutton's** joints A50.51 *[M12.80]*
- **Coagulation**, intravascular (diffuse) (disseminated) (*see also* Defibrination syndrome)
  - complicating abortion — *see* Abortion, by type, complicated by, intravascular coagulation
  - COVID-19 associated (*see also* COVID-19) D65
  - following ectopic or molar pregnancy O08.1
- **Coagulopathy** (*see also* Defect, coagulation)
  - consumption D65
  - intravascular D65
    - newborn P60
- **Coalition**
  - calcaneo-scaphoid Q66.89
  - tarsal Q66.89
- **Coalminer's**
  - elbow — *see* Bursitis, elbow, olecranon
  - lung or pneumoconiosis J60
- **Coalworker's** lung or pneumoconiosis J60
- **Coarctation**
  - aorta (preductal) (postductal) Q25.1
  - pulmonary artery Q25.71
- **Coated** tongue K14.3
- **Coats'** disease (exudative retinopathy) — *see* Retinopathy, exudative
- **Cocaine-induced**
  - anxiety disorder F14.980
  - bipolar and related disorder F14.94
  - depressive disorder F14.94
  - obsessive-compulsive and related disorder F14.988
  - psychotic disorder F14.959
  - sleep disorder F14.982
  - sexual dysfunction F14.981

- **Cocainism** — *see* Disorder, cocaine use
- **Coccidioidomycosis** B38.9
  - cutaneous B38.3
  - disseminated B38.7
  - generalized B38.7
  - meninges B38.4
  - prostate B38.81
  - pulmonary B38.2
    - acute B38.0
    - chronic B38.1
  - skin B38.3
  - specified NEC B38.89
- **Coccidioidosis** — *see* Coccidioidomycosis
- **Coccidiosis** (intestinal) A07.3
- **Coccydynia,** coccygodynia M53.3
- **Coccyx** — *see* condition
- **Cochin-China** diarrhea K90.1
- **Cockayne's** syndrome Q87.19
- **Cocked** up toe — *see* Deformity, toe, specified NEC
- **Cock's** peculiar tumor L72.3
- **Codman's** tumor — *see* Neoplasm, bone, benign
- **Coenurosis** B71.8
- **Coffee-worker's** lung J67.8
- **Cogan's** syndrome H16.32 ☑
  - oculomotor apraxia H51.8
- **Coitus,** painful (female) N94.10
  - male N53.12
  - psychogenic F52.6
- **Cold** J00
  - with influenza, flu, or grippe — *see* Influenza, with, respiratory manifestations NEC
  - agglutinin disease or hemoglobinuria (chronic) D59.12
  - bronchial — *see* Bronchitis
  - chest — *see* Bronchitis
  - common (head) J00
  - effects of T69.9 ☑

specified effect NEC T69.8 ☑
excessive, effects of T69.9 ☑
specified effect NEC T69.8 ☑
exhaustion from T69.8 ☑
exposure to T69.9 ☑
specified effect NEC T69.8 ☑
head J00
injury syndrome (newborn) P80.0
on lung — *see* Bronchitis
rose J30.1
sensitivity, auto-immune D59.12
symptoms J00
virus J00
Coldsore B00.1
Colibacillosis A49.8
as the cause of other disease (*see also* Escherichia coli) B96.20
generalized (*see also* Sepsis, Escherichia coli) A41.51
Colic (bilious) (infantile) (intestinal) (recurrent) (spasmodic) R10.83
abdomen R10.83
psychogenic F45.8
appendix, appendicular K38.8
bile duct — *see* Calculus, bile duct
biliary — *see* Calculus, bile duct
common duct — *see* Calculus, bile duct
cystic duct — *see* Calculus, gallbladder
Devonshire NEC — *see* Poisoning, lead
gallbladder — *see* Calculus, gallbladder
gallstone — *see* Calculus, gallbladder
gallbladder or cystic duct — *see* Calculus, gallbladder
hepatic (duct) — *see* Calculus, bile duct
hysterical F45.8
kidney N23
lead NEC — *see* Poisoning, lead
mucous K58.9

- with diarrhea K58.0
- psychogenic F54
- nephritic N23
- painter's NEC — *see* Poisoning, lead
- pancreas K86.89
- psychogenic F45.8
- renal N23
- saturnine NEC — *see* Poisoning, lead
- ureter N23
- urethral N36.8
  - due to calculus N21.1
- uterus NEC N94.89
  - menstrual — *see* Dysmenorrhea
- worm NOS B83.9

Colicystitis — *see* Cystitis

Colitis (acute) (catarrhal) (chronic) (noninfective) (hemorrhagic) (*see also* Enteritis) K52.9
- allergic K52.29
  - with
    - food protein-induced enterocolitis syndrome K52.21
    - proctocolitis K52.29
- amebic (acute) (*see also* Amebiasis) A06.0
  - nondysenteric A06.2
- anthrax A22.2
- bacillary — *see* Infection, Shigella
- balantidial A07.0
- Clostridioides difficile
  - not specified as recurrent A04.72
  - recurrent A04.71
- Clostridium difficile
  - not specified as recurrent A04.72
  - recurrent A04.71

- coccidial A07.3
- collagenous K52.831
- cystica superficialis K52.89
- dietary counseling and surveillance (for) Z71.3
- dietetic (*see also* Colitis, allergic) K52.29
- drug-induced K52.1
- due to radiation K52.0
- eosinophilic K52.82
- food hypersensitivity (*see also* Colitis, allergic) K52.29
- giardial A07.1
- granulomatous — *see* Enteritis, regional, large intestine
- indeterminate, so stated K52.3
- infectious — *see* Enteritis, infectious
- ischemic K55.9
  - acute (subacute) (*see also* Ischemia, intestine, acute) K55.039
  - chronic K55.1
  - due to mesenteric artery insufficiency K55.1
  - fulminant (acute) (*see also* Ischemia, intestine, acute) K55.039
- left sided K51.50
  - with
    - abscess K51.514
    - complication K51.519
      - specified NEC K51.518
    - fistula K51.513
    - obstruction K51.512
    - rectal bleeding K51.511
- lymphocytic K52.832
- membranous
  - psychogenic F54
- microscopic K52.839
  - specified NEC K52.838
- mucous — *see* Syndrome, irritable, bowel

- psychogenic F54
- noninfective K52.9
  - specified NEC K52.89
- polyposa — *see* Polyp, colon, inflammatory
- protozoal A07.9
- pseudomembranous
  - not specified as recurrent A04.72
  - recurrent A04.71
- pseudomucinous — *see* Syndrome, irritable, bowel
- regional — *see* Enteritis, regional, large intestine
  - infectious A09
- segmental — *see* Enteritis, regional, large intestine
- septic — *see* Enteritis, infectious
- spastic K58.9
  - with diarrhea K58.0
  - psychogenic F54
- staphylococcal A04.8
  - foodborne A05.0
- subacute ischemic (*see also* Ischemia, intestine, acute) K55.039
- thromboulcerative (*see also* Ischemia, intestine, acute) K55.039
- toxic NEC K52.1
  - due to
    - Clostridioides difficile
      - not specified as recurrent A04.72
      - recurrent A04.71
    - Clostridium difficile
      - not specified as recurrent A04.72
      - recurrent A04.71
- transmural — *see* Enteritis, regional, large intestine
- trichomonal A07.8
- tuberculous (ulcerative) A18.32
- ulcerative (chronic) K51.90

- with
  - complication K51.919
    - abscess K51.914
    - fistula K51.913
    - obstruction K51.912
    - rectal bleeding K51.911
    - specified complication NEC K51.918
  - enterocolitis — *see* Enterocolitis, ulcerative
  - ileocolitis — *see* Ileocolitis, ulcerative
  - mucosal proctocolitis — *see* Proctocolitis, mucosal
  - proctitis — *see* Proctitis, ulcerative
  - pseudopolyposis — *see* Polyp, colon, inflammatory
  - psychogenic F54
  - rectosigmoiditis — *see* Rectosigmoiditis, ulcerative
  - specified type NEC K51.80
    - with
      - complication K51.819
        - abscess K51.814
        - fistula K51.813
        - obstruction K51.812
        - rectal bleeding K51.811
        - specified complication NEC K51.818
- **Collagenosis**, collagen disease (nonvascular) (vascular) M35.9
  - cardiovascular I42.8
  - reactive perforating L87.1
  - specified NEC M35.89
- **Collapse** R55
  - adrenal E27.2
  - cardiorespiratory R57.0
  - cardiovascular R57.0
    - newborn P29.89

- circulatory (peripheral) R57.9
  - during or after labor and delivery O75.1
  - following ectopic or molar pregnancy O08.3
  - newborn P29.89
- during or
  - after labor and delivery O75.1
  - resulting from a procedure, not elsewhere classified T81.10 ☑
- external ear canal — *see* Stenosis, external ear canal
- general R55
- heart — *see* Disease, heart
- heat T67.1 ☑
- hysterical F44.89
- labyrinth, membranous (congenital) Q16.5
- lung (massive) (*see also* Atelectasis) J98.19
  - pressure due to anesthesia (general) (local) or other sedation T88.2 ☑
    - during labor and delivery O74.1
    - in pregnancy O29.02 ☑
    - postpartum, puerperal O89.09
- myocardial — *see* Disease, heart
- nasal valve J34.829
  - external J34.8210
    - dynamic J34.8212
    - static J34.8211
  - internal J34.8200
    - dynamic J34.8202
    - static J34.8201
- nervous F48.8
- neurocirculatory F45.8
- nose M95.0
  - lower sidewall or nostril, on inspiration J34.8212
  - upper, middle sidewall, on inspiration J34.8202

- postoperative T81.10 ☑
- pulmonary (*see also* Atelectasis) J98.19
  - newborn — *see* Atelectasis
- trachea J39.8
- tracheobronchial J98.09
- valvular — *see* Endocarditis
- vascular (peripheral) R57.9
  - during or after labor and delivery O75.1
  - following ectopic or molar pregnancy O08.3
  - newborn P29.89
- vertebra M48.50 ☑
  - cervical region M48.52 ☑
  - cervicothoracic region M48.53 ☑
  - in (due to)
    - neoplasm (metastasis) M84.58 ☑
    - osteoporosis (*see also* Osteoporosis) M80.88 ☑
      - cervical region M80.88 ☑
      - cervicothoracic region M80.88 ☑
      - lumbar region M80.88 ☑
      - lumbosacral region M80.88 ☑
      - multiple sites M80.88 ☑
      - occipito-atlanto-axial region M80.88 ☑
      - sacrococcygeal region M80.88 ☑
      - thoracic region M80.88 ☑
      - thoracolumbar region M80.88 ☑
    - specified disease NEC M48.50 ☑
      - cervical region M48.52 ☑
      - cervicothoracic region M48.53 ☑
      - lumbar region M48.56 ☑
      - lumbosacral region M48.57 ☑
      - occipito-atlanto-axial region M48.51 ☑
      - sacrococcygeal region M48.58 ☑
      - thoracic region M48.54 ☑
      - thoracolumbar region M48.55 ☑

- lumbar region M48.56 ☑
- lumbosacral region M48.57 ☑
- occipito-atlanto-axial region M48.51 ☑
- sacrococcygeal region M48.58 ☑
- thoracic region M48.54 ☑
- thoracolumbar region M48.55 ☑

Collateral (*see also* condition)
- circulation (venous) I87.8
- dilation, veins I87.8

Colles' fracture S52.53 ☑

Collet (-Sicard) syndrome G52.7

Collier's asthma or lung J60

Collodion baby Q80.2

Colloid nodule (of thyroid) (cystic) E04.1

Coloboma (iris) Q13.0
- eyelid Q10.3
- fundus Q14.8
- lens Q12.2
- optic disc (congenital) Q14.2
  - acquired H47.31 ☑

Coloenteritis — *see* Enteritis

Colon — *see* condition

Colonization
- MRSA (Methicillin resistant Staphylococcus aureus) Z22.322
- MSSA (Methicillin susceptible Staphylococcus aureus) Z22.321
- status — *see* Carrier (suspected) of

Coloptosis K63.4

Color blindness — *see* Deficiency, color vision

Colostomy
- attention to Z43.3
- fitting or adjustment Z46.89
- malfunctioning K94.03
- status Z93.3

- **Colpitis** (acute) — *see* Vaginitis
- **Colpocele** N81.5
- **Colpocystitis** — *see* Vaginitis
- **Colpospasm** N94.2
- **Column**, spinal, vertebral — *see* condition
- **Coma** R40.20
  - with
    - motor response (none) R40.231 ☑
      - abnormal R40.233 ☑
      - abnormal extensor posturing to pain or noxious stimuli (< 2 years of age) R40.232 ☑
      - abnormal flexure posturing to pain or noxious stimuli (0-5 years of age) R40.233 ☑
      - extension R40.232 ☑
      - extensor posturing to pain or noxious stimuli (2-5 years of age) R40.232 ☑
      - flexion/decorticate posturing (< 2 years of age) R40.233 ☑
      - flexion withdrawal R40.234 ☑
      - localizes pain (2-5 years of age) R40.235 ☑
      - normal or spontaneous movement (< 2 years of age) R40.236 ☑
      - obeys commands (2-5 years of age) R40.236 ☑
      - score of
        - 1 R40.231 ☑
        - 2 R40.232 ☑
        - 3 R40.233 ☑
        - 4 R40.234 ☑
        - 5 R40.235 ☑
        - 6 R40.236 ☑
      - withdraws from pain or noxious stimuli (0-5 years of age) R40.234 ☑
      - withdraws to touch (< 2 years of age) R40.235 ☑
    - opening of eyes (never) R40.211 ☑
      - in response to
        - pain R40.212 ☑
        - sound R40.213 ☑
      - score of

- 1 R40.211
- 2 R40.212
- 3 R40.213
- 4 R40.214
- spontaneous R40.214
- verbal response (none) R40.221
  - confused conversation R40.224
  - cooing or babbling or crying appropriately (< 2 years of age) R40.225
  - inappropriate crying or screaming (< 2 years of age) R40.223
  - inappropriate words R40.223
  - inappropriate words (2-5 years of age) R40.224
  - incomprehensible sounds (2-5 years of age) R40.222
  - incomprehensible words R40.222
  - irritable cries (< 2 years of age) R40.224
  - moans/grunts to pain; restless (<2 years old) R40.222
  - oriented R40.225
  - score of
    - 1 R40.221
    - 2 R40.222
    - 3 R40.223
    - 4 R40.224
    - 5 R40.225
  - screaming (2-5 years of age) R40.223
  - uses appropriate words (2- 5 years of age) R40.225

eclamptic — *see* Eclampsia
epileptic — *see* Epilepsy
Glasgow, scale score — *see* Glasgow coma scale
hepatic — *see* Failure, hepatic, by type, with coma
hyperglycemic (diabetic) — *see* Diabetes, by type, with hyperosmolarity, with coma
hyperosmolar (diabetic) — *see* Diabetes, by type, with hyperosmolarity, with coma
hypoglycemic (diabetic) — *see* Diabetes, by type, with hypoglycemia, with coma
- nondiabetic E15

- nondiabetic E15
- in diabetes — *see* Diabetes, coma
- insulin-induced — *see* Coma, hypoglycemic
- ketoacidotic (diabetic) — *see* Diabetes, by type, with ketoacidosis, with coma
- myxedematous E03.5
- newborn P91.5
- nontraumatic, due to underlying condition R40.2A
- persistent vegetative state R40.3
- secondary R40.2A
- specified NEC, without documented Glasgow coma scale score, or with partial Glasgow coma scale score reported R40.244 ☑

Comatose — *see* Coma

Combat fatigue F43.0

Combined — *see* condition

Comedo, comedones (giant) L70.0

Comedocarcinoma (*see also* Neoplasm, breast, malignant)

- noninfiltrating
  - breast D05.8 ☑
  - specified site — *see* Neoplasm, in situ, by site
  - unspecified site D05.8 ☑

Comedomastitis — *see* Ectasia, mammary duct

Comminuted fracture - code as Fracture, closed

Common

- arterial trunk Q20.0
- atrioventricular canal Q21.23
- atrium Q21.19
- cold (head) J00
- truncus (arteriosus) Q20.0
- variable immunodeficiency — *see* Immunodeficiency, common variable
- ventricle Q20.4

Commotio, commotion (current)

- brain — *see* Injury, intracranial, concussion
- cerebri — *see* Injury, intracranial, concussion
- retinae S05.8X ☑
- spinal cord — *see* Injury, spinal cord, by region
- spinalis — *see* Injury, spinal cord, by region

- **Communication**
  - between
    - base of aorta and pulmonary artery Q21.4
    - left ventricle and right atrium Q20.5
    - pericardial sac and pleural sac Q34.8
    - pulmonary artery and pulmonary vein, congenital Q25.72
  - congenital between uterus and digestive or urinary tract Q51.7
- **Compartment** syndrome (deep) (posterior) (traumatic) T79.A0 ☑
  - abdomen T79.A3 ☑
  - lower extremity (hip, buttock, thigh, leg, foot, toes) T79.A2 ☑
  - nontraumatic
    - abdomen M79.A3
    - lower extremity (hip, buttock, thigh, leg, foot, toes) M79.A2 ☑
    - specified site NEC M79.A9
    - upper extremity (shoulder, arm, forearm, wrist, hand, fingers) M79.A1 ☑
  - specified site NEC T79.A9 ☑
  - upper extremity (shoulder, arm, forearm, wrist, hand, fingers) T79.A1 ☑
- **Compensation**
  - failure — *see* Disease, heart
  - neurosis, psychoneurosis — *see* Disorder, factitious
- **Complaint** (*see also* Disease)
  - bowel, functional K59.9
    - psychogenic F45.8
  - intestine, functional K59.9
    - psychogenic F45.8
  - kidney — *see* Disease, renal
  - miners' J60
- **Complete** — *see* condition
- **Complex**

- Addison-Schilder E71.528
- cardiorenal — *see* Hypertension, cardiorenal
- Costen's M26.69
- disseminated mycobacterium avium- intracellulare (DMAC) A31.2
- Eisenmenger's (ventricular septal defect) I27.83
- hypersexual F52.8
- jumped process, spine — *see* Dislocation, vertebra
- primary, tuberculous A15.7
- Schilder-Addison E71.528
- subluxation (vertebral) M99.19
  - abdomen M99.19
  - acromioclavicular M99.17
  - cervical region M99.11
  - cervicothoracic M99.11
  - costochondral M99.18
  - costovertebral M99.18
  - head region M99.10
  - hip M99.15
  - lower extremity M99.16
  - lumbar region M99.13
  - lumbosacral M99.13
  - occipitocervical M99.10
  - pelvic region M99.15
  - pubic M99.15
  - rib cage M99.18
  - sacral region M99.14
  - sacrococcygeal M99.14
  - sacroiliac M99.14
  - specified NEC M99.19
  - sternochondral M99.18
  - sternoclavicular M99.17
  - thoracic region M99.12
  - thoracolumbar M99.12
  - upper extremity M99.17

- Taussig-Bing (transposition, aorta and overriding pulmonary artery) Q20.1

Complication(s) (from) (of)
- accidental puncture or laceration during a procedure (of) — *see* Complications, intraoperative (intraprocedural), puncture or laceration
- amputation stump (surgical) (late) NEC T87.9
  - dehiscence T87.81
  - infection or inflammation T87.40
    - lower limb T87.4 ☑
    - upper limb T87.4 ☑
  - necrosis T87.50
    - lower limb T87.5 ☑
    - upper limb T87.5 ☑
  - neuroma T87.30
    - lower limb T87.3 ☑
    - upper limb T87.3 ☑
  - specified type NEC T87.89
- anastomosis (and bypass) (*see also* Complications, prosthetic device or implant)
  - intestinal (internal) NEC K91.89
    - involving urinary tract N99.89
  - urinary tract (involving intestinal tract) N99.89
  - vascular — *see* Complications, cardiovascular device or implant
- anesthesia, anesthetic (*see also* Anesthesia, complication) T88.59 ☑
  - brain, postpartum, puerperal O89.2
  - cardiac
    - in
      - labor and delivery O74.2
      - pregnancy O29.19 ☑
    - postpartum, puerperal O89.1
  - central nervous system
    - in
      - labor and delivery O74.3
      - pregnancy O29.29 ☑

- postpartum, puerperal O89.2
- difficult or failed intubation T88.4 ☑
  - in pregnancy O29.6 ☑
- failed sedation (conscious) (moderate) during procedure T88.52 ☑
- general, unintended awareness during procedure T88.53 ☑
- hyperthermia, malignant T88.3 ☑
- hypothermia T88.51 ☑
- intubation failure T88.4 ☑
- malignant hyperthermia T88.3 ☑
- pulmonary
  - in
    - labor and delivery O74.1
    - pregnancy NEC O29.09 ☑
  - postpartum, puerperal O89.09
- shock T88.2 ☑
- spinal and epidural
  - in
    - labor and delivery NEC O74.6
      - headache O74.5
    - pregnancy NEC O29.5X ☑
  - postpartum, puerperal NEC O89.5
    - headache O89.4
- unintended awareness under general anesthesia during procedure T88.53 ☑

anti-reflux device — *see* Complications, esophageal anti-reflux device
aortic (bifurcation) graft — *see* Complications, graft, vascular
aortocoronary (bypass) graft — *see* Complications, coronary artery (bypass) graft
aortofemoral (bypass) graft — *see* Complications, extremity artery (bypass) graft
arteriovenous

- fistula, surgically created T82.9 ☑

- embolism T82.818 ☑
- fibrosis T82.828 ☑
- hemorrhage T82.838 ☑
- infection or inflammation T82.7 ☑
- mechanical
  - breakdown T82.510 ☑
  - displacement T82.520 ☑
  - leakage T82.530 ☑
  - malposition T82.520 ☑
  - obstruction T82.590 ☑
  - perforation T82.590 ☑
  - protrusion T82.590 ☑
- pain T82.848 ☑
- specified type NEC T82.898 ☑
- stenosis T82.858 ☑
- thrombosis T82.868 ☑

shunt, surgically created T82.9 ☑

- embolism T82.818 ☑
- fibrosis T82.828 ☑
- hemorrhage T82.838 ☑
- infection or inflammation T82.7 ☑
- mechanical
  - breakdown T82.511 ☑
  - displacement T82.521 ☑
  - leakage T82.531 ☑
  - malposition T82.521 ☑
  - obstruction T82.591 ☑
  - perforation T82.591 ☑
  - protrusion T82.591 ☑
- pain T82.848 ☑
- specified type NEC T82.898 ☑
- stenosis T82.858 ☑
- thrombosis T82.868 ☑

- arthroplasty — *see* Complications, joint prosthesis
- artificial
  - fertilization or insemination N98.9
    - attempted introduction (of)
      - embryo in embryo transfer N98.3
      - ovum following in vitro fertilization N98.2
    - hyperstimulation of ovaries N98.1
    - infection N98.0
    - specified NEC N98.8
  - heart T82.9 ☑
    - embolism T82.817 ☑
    - fibrosis T82.827 ☑
    - hemorrhage T82.837 ☑
    - infection or inflammation T82.7 ☑
    - mechanical
      - breakdown T82.512 ☑
      - displacement T82.522 ☑
      - leakage T82.532 ☑
      - malposition T82.522 ☑
      - obstruction T82.592 ☑
      - perforation T82.592 ☑
      - protrusion T82.592 ☑
    - pain T82.847 ☑
    - specified type NEC T82.897 ☑
    - stenosis T82.857 ☑
    - thrombosis T82.867 ☑
  - opening
    - cecostomy — *see* Complications, colostomy
    - colostomy — *see* Complications, colostomy
    - cystostomy — *see* Complications, cystostomy
    - enterostomy — *see* Complications, enterostomy
    - gastrostomy — *see* Complications, gastrostomy
    - ileostomy — *see* Complications, enterostomy

- jejunostomy — *see* Complications, enterostomy
- nephrostomy — *see* Complications, stoma, urinary tract
- tracheostomy — *see* Complications, tracheostomy
- ureterostomy — *see* Complications, stoma, urinary tract
- urethrostomy — *see* Complications, stoma, urinary tract

balloon implant or device
- gastrointestinal T85.9 ☑
  - embolism T85.818 ☑
  - fibrosis T85.828 ☑
  - hemorrhage T85.838 ☑
  - infection and inflammation T85.79 ☑
  - pain T85.848 ☑
  - specified type NEC T85.898 ☑
  - stenosis T85.858 ☑
  - thrombosis T85.868 ☑
- vascular (counterpulsation) T82.9 ☑
  - embolism T82.818 ☑
  - fibrosis T82.828 ☑
  - hemorrhage T82.838 ☑
  - infection or inflammation T82.7 ☑
  - mechanical
    - breakdown T82.513 ☑
    - displacement T82.523 ☑
    - leakage T82.533 ☑
    - malposition T82.523 ☑
    - obstruction T82.593 ☑
    - perforation T82.593 ☑
    - protrusion T82.593 ☑
  - pain T82.848 ☑
  - specified type NEC T82.898 ☑
  - stenosis T82.858 ☑
  - thrombosis T82.868 ☑

- bariatric procedure
  - gastric band procedure K95.09
    - infection K95.01
  - specified procedure NEC K95.89
    - infection K95.81
- bile duct implant (prosthetic) T85.9 ☑
  - embolism T85.818 ☑
  - fibrosis T85.828 ☑
  - hemorrhage T85.838 ☑
  - infection and inflammation T85.79 ☑
  - mechanical
    - breakdown T85.510 ☑
    - displacement T85.520 ☑
    - malfunction T85.510 ☑
    - malposition T85.520 ☑
    - obstruction T85.590 ☑
    - perforation T85.590 ☑
    - protrusion T85.590 ☑
    - specified NEC T85.590 ☑
  - pain T85.848 ☑
  - specified type NEC T85.898 ☑
  - stenosis T85.858 ☑
  - thrombosis T85.868 ☑
- bladder device (auxiliary) — *see* Complications, genitourinary, device or implant, urinary system
- bleeding (postoperative) — *see* Complication, postoperative, hemorrhage
  - intraoperative — *see* Complication, intraoperative, hemorrhage
- blood vessel graft — *see* Complications, graft, vascular
- bone
  - device NEC T84.9 ☑
    - embolism T84.81 ☑
    - fibrosis T84.82 ☑
    - hemorrhage T84.83 ☑
    - infection or inflammation T84.7 ☑
    - mechanical

- breakdown T84.318 ☑
- displacement T84.328 ☑
- malposition T84.328 ☑
- obstruction T84.398 ☑
- perforation T84.398 ☑
- protrusion T84.398 ☑
- pain T84.84 ☑
- specified type NEC T84.89 ☑
- stenosis T84.85 ☑
- thrombosis T84.86 ☑

graft — *see* Complications, graft, bone
growth stimulator (electrode) — *see* Complications, electronic stimulator device, bone
marrow transplant — *see* Complications, transplant, bone, marrow

brain neurostimulator (electrode) — *see* Complications, electronic stimulator device, brain
breast implant (prosthetic) T85.9 ☑

- capsular contracture T85.44 ☑
- embolism T85.818 ☑
- fibrosis T85.828 ☑
- hemorrhage T85.838 ☑
- infection and inflammation T85.79 ☑
- mechanical
  - breakdown T85.41 ☑
  - displacement T85.42 ☑
  - leakage T85.43 ☑
  - malposition T85.42 ☑
  - obstruction T85.49 ☑
  - perforation T85.49 ☑
  - protrusion T85.49 ☑
  - specified NEC T85.49 ☑
- pain T85.848 ☑
- specified type NEC T85.898 ☑
- stenosis T85.858 ☑
- thrombosis T85.868 ☑

- bypass (*see also* Complications, prosthetic device or implant)
  - aortocoronary — *see* Complications, coronary artery (bypass) graft
  - arterial (*see also* Complications, graft, vascular)
    - extremity — *see* Complications, extremity artery (bypass) graft
- cardiac (*see also* Disease, heart)
  - device, implant or graft T82.9 ☑
    - embolism T82.817 ☑
    - fibrosis T82.827 ☑
    - hemorrhage T82.837 ☑
    - infection or inflammation T82.7 ☑
      - valve prosthesis T82.6 ☑
    - mechanical
      - breakdown T82.519 ☑
        - specified device NEC T82.518 ☑
      - displacement T82.529 ☑
        - specified device NEC T82.528 ☑
      - leakage T82.539 ☑
        - specified device NEC T82.538 ☑
      - malposition T82.529 ☑
        - specified device NEC T82.528 ☑
      - obstruction T82.599 ☑
        - specified device NEC T82.598 ☑
      - perforation T82.599 ☑
        - specified device NEC T82.598 ☑
      - protrusion T82.599 ☑
        - specified device NEC T82.598 ☑
    - pain T82.847 ☑
    - specified type NEC T82.897 ☑
    - stenosis T82.857 ☑
    - thrombosis T82.867 ☑
- cardiovascular device, graft or implant T82.9 ☑

- aortic graft — *see* Complications, graft, vascular
- arteriovenous
  - fistula, artificial — *see* Complication, arteriovenous, fistula, surgically created
  - shunt — *see* Complication, arteriovenous, shunt, surgically created
- artificial heart — *see* Complication, artificial, heart
- balloon (counterpulsation) device — *see* Complication, balloon implant, vascular
- carotid artery graft — *see* Complications, graft, vascular
- coronary bypass graft — *see* Complication, coronary artery (bypass) graft
- dialysis catheter (vascular) — *see* Complication, catheter, dialysis
- electronic T82.9 ☑
  - electrode T82.9 ☑
    - embolism T82.817 ☑
    - fibrosis T82.827 ☑
    - hemorrhage T82.837 ☑
    - infection T82.7 ☑
    - mechanical
      - breakdown T82.110 ☑
      - displacement T82.120 ☑
      - leakage T82.190 ☑
      - obstruction T82.190 ☑
      - perforation T82.190 ☑
      - protrusion T82.190 ☑
      - specified type NEC T82.190 ☑
    - pain T82.847 ☑
    - specified NEC T82.897 ☑
    - stenosis T82.857 ☑
    - thrombosis T82.867 ☑
  - embolism T82.817 ☑
  - fibrosis T82.827 ☑
  - hemorrhage T82.837 ☑
  - infection T82.7 ☑
  - mechanical

- breakdown T82.119 ☑
- displacement T82.129 ☑
- leakage T82.199 ☑
- obstruction T82.199 ☑
- perforation T82.199 ☑
- protrusion T82.199 ☑
- specified type NEC T82.199 ☑

pain T82.847 ☑

pulse generator T82.9 ☑

- embolism T82.817 ☑
- fibrosis T82.827 ☑
- hemorrhage T82.837 ☑
- infection T82.7 ☑
- mechanical
  - breakdown T82.111 ☑
  - displacement T82.121 ☑
  - leakage T82.191 ☑
  - obstruction T82.191 ☑
  - perforation T82.191 ☑
  - protrusion T82.191 ☑
  - specified type NEC T82.191 ☑
- pain T82.847 ☑
- specified NEC T82.897 ☑
- stenosis T82.857 ☑
- thrombosis T82.867 ☑

specified condition NEC T82.897 ☑

specified device NEC T82.9 ☑

- embolism T82.817 ☑
- fibrosis T82.827 ☑
- hemorrhage T82.837 ☑
- infection T82.7 ☑
- mechanical

- breakdown T82.118 ☑
- displacement T82.128 ☑
- leakage T82.198 ☑
- obstruction T82.198 ☑
- perforation T82.198 ☑
- protrusion T82.198 ☑
- specified type NEC T82.198 ☑
- pain T82.847 ☑
- specified NEC T82.897 ☑
- stenosis T82.857 ☑
- thrombosis T82.867 ☑
- stenosis T82.857 ☑
- thrombosis T82.867 ☑

extremity artery graft — *see* Complication, extremity artery (bypass) graft
femoral artery graft — *see* Complication, extremity artery (bypass) graft
heart-lung transplant — *see* Complication, transplant, heart, with lung
heart

- transplant — *see* Complication, transplant, heart
- valve — *see* Complication, prosthetic device, heart valve
  - graft — *see* Complication, heart, valve, graft

infection or inflammation T82.7 ☑
umbrella device — *see* Complication, umbrella device, vascular
vascular graft (or anastomosis) — *see* Complication, graft, vascular

carotid artery (bypass) graft — *see* Complications, graft, vascular
catheter (device) NEC (*see also* Complications, prosthetic device or implant)

- cranial infusion
  - infection and inflammation T85.735 ☑
  - mechanical
    - breakdown T85.610 ☑
    - displacement T85.620 ☑
    - leakage T85.630 ☑
    - malfunction T85.690 ☑
    - malposition T85.620 ☑

- obstruction T85.690 ☑
- perforation T85.690 ☑
- protrusion T85.690 ☑
- specified NEC T85.690 ☑

cystostomy T83.9 ☑
- embolism T83.81 ☑
- fibrosis T83.82 ☑
- hemorrhage T83.83 ☑
- infection and inflammation T83.510 ☑
- mechanical
  - breakdown T83.010 ☑
  - displacement T83.020 ☑
  - leakage T83.030 ☑
  - malposition T83.020 ☑
  - obstruction T83.090 ☑
  - perforation T83.090 ☑
  - protrusion T83.090 ☑
  - specified NEC T83.090 ☑
- pain T83.84 ☑
- specified type NEC T83.89 ☑
- stenosis T83.85 ☑
- thrombosis T83.86 ☑

dialysis (vascular) T82.9 ☑
- embolism T82.818 ☑
- fibrosis T82.828 ☑
- hemorrhage T82.838 ☑
- infection and inflammation T82.7 ☑
- intraperitoneal — *see* Complications, catheter, intraperitoneal dialysis
- mechanical
  - breakdown T82.41 ☑
  - displacement T82.42 ☑
  - leakage T82.43 ☑
  - malposition T82.42 ☑
  - obstruction T82.49 ☑
  - perforation T82.49 ☑
  - protrusion T82.49 ☑

- pain T82.848 ☑
- specified type NEC T82.898 ☑
- stenosis T82.858 ☑
- thrombosis T82.868 ☑

epidural infusion T85.9 ☑

- embolism T85.810 ☑
- fibrosis T85.820 ☑
- hemorrhage T85.830 ☑
- infection and inflammation T85.735 ☑
- mechanical
  - breakdown T85.610 ☑
  - displacement T85.620 ☑
  - leakage T85.630 ☑
  - malfunction T85.690 ☑
  - malposition T85.620 ☑
  - obstruction T85.690 ☑
  - perforation T85.690 ☑
  - protrusion T85.690 ☑
  - specified NEC T85.690 ☑
- pain T85.840 ☑
- specified type NEC T85.890 ☑
- stenosis T85.850 ☑
- thrombosis T85.860 ☑

intraperitoneal dialysis T85.9 ☑

- embolism T85.818 ☑
- fibrosis T85.828 ☑
- hemorrhage T85.838 ☑
- infection and inflammation T85.71 ☑
- mechanical

- breakdown T85.610 ☑
- displacement T85.620 ☑
- leakage T85.630 ☑
- malfunction T85.690 ☑
- malposition T85.620 ☑
- obstruction T85.690 ☑
- perforation T85.690 ☑
- protrusion T85.690 ☑
- specified NEC T85.690 ☑

intravenous infusion T82.9 ☑

- embolism T82.818 ☑
- fibrosis T82.828 ☑
- hemorrhage T82.838 ☑
- infection or inflammation T82.7 ☑
- mechanical
  - breakdown T82.514 ☑
  - displacement T82.524 ☑
  - leakage T82.534 ☑
  - malposition T82.524 ☑
  - obstruction T82.594 ☑
  - perforation T82.594 ☑
  - protrusion T82.594 ☑
- pain T82.848 ☑
- specified type NEC T82.898 ☑
- stenosis T82.858 ☑
- thrombosis T82.868 ☑

spinal infusion

- infection and inflammation T85.735 ☑
- mechanical

- breakdown T85.610 ☑
- displacement T85.620 ☑
- leakage T85.630 ☑
- malfunction T85.690 ☑
- malposition T85.620 ☑
- obstruction T85.690 ☑
- perforation T85.690 ☑
- protrusion T85.690 ☑
- specified NEC T85.690 ☑

subarachnoid infusion

- infection and inflammation T85.735 ☑
- mechanical
  - breakdown T85.610 ☑
  - displacement T85.620 ☑
  - leakage T85.630 ☑
  - malfunction T85.690 ☑
  - malposition T85.620 ☑
  - obstruction T85.690 ☑
  - perforation T85.690 ☑
  - protrusion T85.690 ☑
  - specified NEC T85.690 ☑

subdural infusion T85.9 ☑

- embolism T85.810 ☑
- fibrosis T85.820 ☑
- hemorrhage T85.830 ☑
- infection and inflammation T85.735 ☑
- mechanical
  - breakdown T85.610 ☑
  - displacement T85.620 ☑
  - leakage T85.630 ☑
  - malfunction T85.690 ☑
  - malposition T85.620 ☑
  - obstruction T85.690 ☑
  - perforation T85.690 ☑
  - protrusion T85.690 ☑
  - specified NEC T85.690 ☑

- pain T85.840 ☑
- specified type NEC T85.890 ☑
- stenosis T85.850 ☑
- thrombosis T85.860 ☑

urethral T83.9 ☑

- displacement T83.028 ☑
- embolism T83.81 ☑
- fibrosis T83.82 ☑
- hemorrhage T83.83 ☑
- indwelling
  - breakdown T83.011 ☑
  - displacement T83.021 ☑
  - infection and inflammation T83.511 ☑
  - leakage T83.031 ☑
  - specified complication NEC T83.091 ☑
- infection and inflammation T83.511 ☑
- leakage T83.038 ☑
- malposition T83.028 ☑
- mechanical
  - breakdown T83.011 ☑
- obstruction (mechanical) T83.091 ☑
- pain T83.84 ☑
- perforation T83.091 ☑
- protrusion T83.091 ☑
- specified type NEC T83.091 ☑
- stenosis T83.85 ☑
- thrombosis T83.86 ☑

urinary NEC

- breakdown T83.018 ☑
- displacement T83.028 ☑
- infection and inflammation T83.518 ☑
- leakage T83.038 ☑
- specified complication NEC T83.098 ☑

- cecostomy (stoma) — *see* Complications, colostomy
- cesarean delivery wound NEC O90.89
  - disruption O90.0
  - hematoma O90.2
  - infection (following delivery) O86.00
- chemotherapy (antineoplastic) NEC T88.7 ☑
- chimeric antigen receptor (CAR-T) cell therapy T80.82 ☑
- chin implant (prosthetic) — *see* Complication, prosthetic device or implant, specified NEC
- circulatory system I99.8
  - intraoperative I97.88
  - postprocedural I97.89
    - following cardiac surgery (*see also* Infarct, myocardium, associated with revascularization procedure) I97.190
      - postcardiotomy syndrome I97.0
    - hypertension I97.3
    - lymphedema after mastectomy I97.2
    - postcardiotomy syndrome I97.0
    - specified NEC I97.89
- colostomy (stoma) K94.00
  - hemorrhage K94.01
  - infection K94.02
  - malfunction K94.03
  - mechanical K94.03
  - specified complication NEC K94.09
- contraceptive device, intrauterine — *see* Complications, intrauterine, contraceptive device
- cord (umbilical) — *see* Complications, umbilical cord
- corneal graft — *see* Complications, graft, cornea
- coronary artery (bypass) graft T82.9 ☑
  - atherosclerosis — *see* Arteriosclerosis, coronary (artery)
  - embolism T82.817 ☑
  - fibrosis T82.827 ☑
  - hemorrhage T82.837 ☑
  - infection and inflammation T82.7 ☑
  - mechanical

- breakdown T82.211 ☑
- displacement T82.212 ☑
- leakage T82.213 ☑
- malposition T82.212 ☑
- obstruction T82.218 ☑
- perforation T82.218 ☑
- protrusion T82.218 ☑
- specified NEC T82.218 ☑

- pain T82.847 ☑
- specified type NEC T82.898 ☑
- stenosis T82.857 ☑
- thrombosis T82.867 ☑

counterpulsation device (balloon), intra- aortic — *see* Complications, balloon implant, vascular

cystostomy (stoma) N99.518

- catheter — *see* Complications, catheter, cystostomy
- hemorrhage N99.510
- infection N99.511
- malfunction N99.512
- specified type NEC N99.518

delivery (*see also* Complications, obstetric) O75.9

- procedure (instrumental) (manual) (surgical) O75.4
- specified NEC O75.89

dialysis (peritoneal) (renal) (*see also* Complications, infusion)

- catheter (vascular) — *see* Complication, catheter, dialysis
  - peritoneal, intraperitoneal — *see* Complications, catheter, intraperitoneal

dorsal column (spinal) neurostimulator — *see* Complications, electronic stimulator device, spinal cord

drug NEC T88.7 ☑

ear procedure (*see also* Disorder, ear)

- intraoperative H95.88

- hematoma — *see* Complications, intraoperative, hemorrhage (hematoma) (of), ear
- hemorrhage — *see* Complications, intraoperative, hemorrhage (hematoma) (of), ear
- laceration — *see* Complications, intraoperative, puncture or laceration, ear
- specified NEC H95.88

- postoperative H95.89
  - external ear canal stenosis H95.81 ☑
  - hematoma — *see* Complications, postprocedural, hematoma (of), ear
  - hemorrhage — *see* Complications, postprocedural, hemorrhage (of), ear
  - postmastoidectomy — *see* Complications, postmastoidectomy
  - seroma — *see* Complications, postprocedural, seroma (of), mastoid process
  - specified NEC H95.89

- ectopic pregnancy O08.9
  - damage to pelvic organs O08.6
  - embolism O08.2
  - genital infection O08.0
  - hemorrhage (delayed) (excessive) O08.1
  - metabolic disorder O08.5
  - renal failure O08.4
  - shock O08.3
  - specified type NEC O08.0
  - venous complication NEC O08.7

- electronic stimulator device
  - bladder (urinary) — *see* Complications, electronic stimulator device, urinary
  - bone T84.9 ☑
    - breakdown T84.310 ☑
    - displacement T84.320 ☑
    - embolism T84.81 ☑
    - fibrosis T84.82 ☑
    - hemorrhage T84.83 ☑
    - infection or inflammation T84.7 ☑
    - malfunction T84.310 ☑

- malposition T84.320 ☑
- mechanical NEC T84.390 ☑
- obstruction T84.390 ☑
- pain T84.84 ☑
- perforation T84.390 ☑
- protrusion T84.390 ☑
- specified type NEC T84.89 ☑
- stenosis T84.85 ☑
- thrombosis T84.86 ☑

brain T85.9 ☑

- embolism T85.810 ☑
- fibrosis T85.820 ☑
- hemorrhage T85.830 ☑
- infection and inflammation T85.731 ☑
- mechanical
  - breakdown T85.110 ☑
  - displacement T85.120 ☑
  - leakage T85.190 ☑
  - malposition T85.120 ☑
  - obstruction T85.190 ☑
  - perforation T85.190 ☑
  - protrusion T85.190 ☑
  - specified NEC T85.190 ☑
- pain T85.840 ☑
- specified type NEC T85.890 ☑
- stenosis T85.850 ☑
- thrombosis T85.860 ☑

cardiac (defibrillator) (pacemaker) — *see* Complications, cardiovascular device or implant, electronic generator (brain) (gastric) (peripheral) (sacral) (spinal)

- breakdown T85.113 ☑
- displacement T85.123 ☑
- leakage T85.193 ☑
- malposition T85.123 ☑
- obstruction T85.193 ☑
- perforation T85.193 ☑
- protrusion T85.193 ☑
- specified type NEC T85.193 ☑

muscle T84.9 ☑

- breakdown T84.418 ☑
- displacement T84.428 ☑
- embolism T84.81 ☑
- fibrosis T84.82 ☑
- hemorrhage T84.83 ☑
- infection or inflammation T84.7 ☑
- mechanical NEC T84.498 ☑
- pain T84.84 ☑
- specified type NEC T84.89 ☑
- stenosis T84.85 ☑
- thrombosis T84.86 ☑

nervous system T85.9 ☑

- brain — *see* Complications, electronic stimulator device, brain
- cranial nerve — *see* Complications, electronic stimulator device, peripheral nerve
- embolism T85.810 ☑
- fibrosis T85.820 ☑
- gastric nerve — *see* Complications, electronic stimulator device, peripheral nerve
- hemorrhage T85.830 ☑
- infection and inflammation T85.738 ☑
- mechanical

- breakdown T85.118 ☑
- displacement T85.128 ☑
- leakage T85.199 ☑
- malposition T85.128 ☑
- obstruction T85.199 ☑
- perforation T85.199 ☑
- protrusion T85.199 ☑
- specified NEC T85.199 ☑

pain T85.840 ☑
peripheral nerve — *see* Complications, electronic stimulator device, peripheral nerve
sacral nerve — *see* Complications, electronic stimulator device, peripheral nerve
specified type NEC T85.890 ☑
spinal cord — *see* Complications, electronic stimulator device, spinal cord
stenosis T85.850 ☑
thrombosis T85.860 ☑
vagal nerve — *see* Complications, electronic stimulator device, peripheral nerve

peripheral nerve T85.9 ☑
embolism T85.810 ☑
fibrosis T85.820 ☑
hemorrhage T85.830 ☑
infection and inflammation T85.732 ☑
mechanical
- breakdown T85.111 ☑
- displacement T85.121 ☑
- leakage T85.191 ☑
- malposition T85.121 ☑
- obstruction T85.191 ☑
- perforation T85.191 ☑
- protrusion T85.191 ☑
- specified NEC T85.191 ☑

- pain T85.840 ☑
- specified type NEC T85.890 ☑
- stenosis T85.850 ☑
- thrombosis T85.860 ☑

spinal cord T85.9 ☑

- embolism T85.810 ☑
- fibrosis T85.820 ☑
- hemorrhage T85.830 ☑
- infection and inflammation T85.733 ☑
- mechanical
  - breakdown T85.112 ☑
  - displacement T85.122 ☑
  - leakage T85.192 ☑
  - malposition T85.122 ☑
  - obstruction T85.192 ☑
  - perforation T85.192 ☑
  - protrusion T85.192 ☑
  - specified NEC T85.192 ☑
- pain T85.840 ☑
- specified type NEC T85.890 ☑
- stenosis T85.850 ☑
- thrombosis T85.860 ☑

urinary T83.9 ☑

- embolism T83.81 ☑
- fibrosis T83.82 ☑
- hemorrhage T83.83 ☑
- infection and inflammation T83.598 ☑
- mechanical
  - breakdown T83.110 ☑
  - displacement T83.120 ☑
  - malposition T83.120 ☑
  - perforation T83.190 ☑
  - specified NEC T83.190 ☑

- pain T83.84 ☑
- specified type NEC T83.89 ☑
- stenosis T83.85 ☑
- thrombosis T83.86 ☑

electroshock therapy T88.9 ☑
- specified NEC T88.8 ☑

endocrine E34.9
- postprocedural
  - adrenal hypofunction E89.6
  - hypoinsulinemia E89.1
  - hypoparathyroidism E89.2
  - hypopituitarism E89.3
  - hypothyroidism E89.0
  - ovarian failure E89.40
    - asymptomatic E89.40
    - symptomatic E89.41
  - specified NEC E89.89
  - testicular hypofunction E89.5

endodontic treatment NEC M27.59

enterostomy (stoma) K94.10
- hemorrhage K94.11
- infection K94.12
- malfunction K94.13
- mechanical K94.13
- specified complication NEC K94.19

episiotomy, disruption O90.1

esophageal anti-reflux device T85.9 ☑
- embolism T85.818 ☑
- fibrosis T85.828 ☑
- hemorrhage T85.838 ☑
- infection and inflammation T85.79 ☑
- mechanical

- breakdown T85.511 ☑
- displacement T85.521 ☑
- malfunction T85.511 ☑
- malposition T85.521 ☑
- obstruction T85.591 ☑
- perforation T85.591 ☑
- protrusion T85.591 ☑
- specified NEC T85.591 ☑

- pain T85.848 ☑
- specified type NEC T85.898 ☑
- stenosis T85.858 ☑
- thrombosis T85.868 ☑

esophagostomy K94.30
- hemorrhage K94.31
- infection K94.32
- malfunction K94.33
- mechanical K94.33
- specified complication NEC K94.39

extracorporeal circulation T80.90 ☑

extremity artery (bypass) graft T82.9 ☑
- arteriosclerosis — *see* Arteriosclerosis, extremities, bypass graft
- embolism T82.818 ☑
- fibrosis T82.828 ☑
- hemorrhage T82.838 ☑
- infection and inflammation T82.7 ☑
- mechanical
  - breakdown T82.318 ☑
    - femoral artery T82.312 ☑
  - displacement T82.328 ☑
    - femoral artery T82.322 ☑
  - leakage T82.338 ☑
    - femoral artery T82.332 ☑

- malposition T82.328 ☑
  - femoral artery T82.322 ☑
- obstruction T82.398 ☑
  - femoral artery T82.392 ☑
- perforation T82.398 ☑
  - femoral artery T82.392 ☑
- protrusion T82.398 ☑
  - femoral artery T82.392 ☑
- pain T82.848 ☑
- specified type NEC T82.898 ☑
- stenosis T82.858 ☑
- thrombosis T82.868 ☑

eye H57.9

- corneal graft — *see* Complications, graft, cornea
- implant (prosthetic) T85.9 ☑
  - embolism T85.818 ☑
  - fibrosis T85.828 ☑
  - hemorrhage T85.838 ☑
  - infection and inflammation T85.79 ☑
  - mechanical
    - breakdown T85.318 ☑
    - displacement T85.328 ☑
    - leakage T85.398 ☑
    - malposition T85.328 ☑
    - obstruction T85.398 ☑
    - perforation T85.398 ☑
    - protrusion T85.398 ☑
    - specified NEC T85.398 ☑

- pain T85.848 ☑
- specified type NEC T85.898 ☑
- stenosis T85.858 ☑
- thrombosis T85.868 ☑

intraocular lens — *see* Complications, intraocular lens

orbital prosthesis — *see* Complications, orbital prosthesis

female genital N94.9

device, implant or graft NEC — *see* Complications, genitourinary, device or implant, genital tract

femoral artery (bypass) graft — *see* Complication, extremity artery (bypass) graft

fixation device, internal (orthopedic) T84.9 ☑

infection and inflammation T84.60 ☑

- arm T84.61 ☑
  - humerus T84.61 ☑
  - radius T84.61 ☑
  - ulna T84.61 ☑
- leg T84.629 ☑
  - femur T84.62 ☑
  - fibula T84.62 ☑
  - tibia T84.62 ☑
- specified site NEC T84.69 ☑
- spine T84.63 ☑

mechanical

- breakdown
  - limb T84.119 ☑
    - carpal T84.210 ☑
    - femur T84.11 ☑
    - fibula T84.11 ☑
    - humerus T84.11 ☑
    - metacarpal T84.210 ☑
    - metatarsal T84.213 ☑
    - phalanx

- foot T84.213 ☑
- hand T84.210 ☑
- radius T84.11 ☑
- tarsal T84.213 ☑
- tibia T84.11 ☑
- ulna T84.11 ☑
- specified bone NEC T84.218 ☑
- spine T84.216 ☑

displacement
- limb T84.129 ☑
  - carpal T84.220 ☑
  - femur T84.12 ☑
  - fibula T84.12 ☑
  - humerus T84.12 ☑
  - metacarpal T84.220 ☑
  - metatarsal T84.223 ☑
  - phalanx
    - foot T84.223 ☑
    - hand T84.220 ☑
  - radius T84.12 ☑
  - tarsal T84.223 ☑
  - tibia T84.12 ☑
  - ulna T84.12 ☑
- specified bone NEC T84.228 ☑
- spine T84.226 ☑

malposition — *see* Complications, fixation device, internal, mechanical, displacement

obstruction — *see* Complications, fixation device, internal, mechanical, specified type NEC

perforation — *see* Complications, fixation device, internal, mechanical, specified type NEC

protrusion — *see* Complications, fixation device, internal, mechanical, specified type NEC

specified type NEC
- limb T84.199 ☑

- carpal T84.290 ☑
- femur T84.19 ☑
- fibula T84.19 ☑
- humerus T84.19 ☑
- metacarpal T84.290 ☑
- metatarsal T84.293 ☑
- phalanx
  - foot T84.293 ☑
  - hand T84.290 ☑
- radius T84.19 ☑
- tarsal T84.293 ☑
- tibia T84.19 ☑
- ulna T84.19 ☑

- specified bone NEC T84.298 ☑
- vertebra T84.296 ☑

- specified type NEC T84.89 ☑
  - embolism T84.81 ☑
  - fibrosis T84.82 ☑
  - hemorrhage T84.83 ☑
  - pain T84.84 ☑
  - specified complication NEC T84.89 ☑
  - stenosis T84.85 ☑
  - thrombosis T84.86 ☑

- following
  - acute myocardial infarction NEC I23.8
    - aneurysm (false) (of cardiac wall) (of heart wall) (ruptured) I23.3
    - angina I23.7
    - atrial
      - septal defect I23.1
      - thrombosis I23.6

- cardiac wall rupture I23.3
- chordae tendinae rupture I23.4
- defect
  - septal
    - atrial (heart) I23.1
    - ventricular (heart) I23.2
- hemopericardium I23.0
- papillary muscle rupture I23.5
- rupture
  - cardiac wall I23.3
    - with hemopericardium I23.0
  - chordae tendineae I23.4
  - papillary muscle I23.5
- specified NEC I23.8
- thrombosis
  - atrium I23.6
  - auricular appendage I23.6
  - ventricle (heart) I23.6
- ventricular
  - septal defect I23.2
  - thrombosis I23.6

- ectopic or molar pregnancy O08.9
  - cardiac arrest O08.81
  - sepsis O08.82
  - specified type NEC O08.89
  - urinary tract infection O08.83
- termination of pregnancy — *see* Abortion

- gastrointestinal K92.9
  - bile duct prosthesis — *see* Complications, bile duct implant
  - esophageal anti-reflux device — *see* Complications, esophageal anti-reflux device
  - postoperative

- colostomy — *see* Complications, colostomy
- dumping syndrome K91.1
- enterostomy — *see* Complications, enterostomy
- gastrostomy — *see* Complications, gastrostomy
- malabsorption NEC K91.2
- obstruction (*see also* Obstruction, intestine, postoperative) K91.30
- postcholecystectomy syndrome K91.5
- specified NEC K91.89
- vomiting after GI surgery K91.0

prosthetic device or implant

- bile duct prosthesis — *see* Complications, bile duct implant
- esophageal anti-reflux device — *see* Complications, esophageal anti-reflux device
- specified type NEC
  - embolism T85.818 ☑
  - fibrosis T85.828 ☑
  - hemorrhage T85.838 ☑
  - mechanical
    - breakdown T85.518 ☑
    - displacement T85.528 ☑
    - malfunction T85.518 ☑
    - malposition T85.528 ☑
    - obstruction T85.598 ☑
    - perforation T85.598 ☑
    - protrusion T85.598 ☑
    - specified NEC T85.598 ☑
  - pain T85.848 ☑
  - specified complication NEC T85.898 ☑
  - stenosis T85.858 ☑
  - thrombosis T85.868 ☑

gastrostomy (stoma) K94.20

- hemorrhage K94.21
- infection K94.22
- malfunction K94.23
- mechanical K94.23
- specified complication NEC K94.29

genitourinary

- device or implant T83.9 ☑
  - genital tract T83.9 ☑
    - infection or inflammation T83.69 ☑
    - intrauterine contraceptive device — *see* Complications, intrauterine, contraceptive device
    - mechanical — *see* Complications, by device, mechanical
    - mesh — *see* Complications, prosthetic device or implant, mesh
    - penile prosthesis — *see* Complications, prosthetic device, penile
    - specified type NEC T83.89 ☑
      - embolism T83.81 ☑
      - fibrosis T83.82 ☑
      - hemorrhage T83.83 ☑
      - pain T83.84 ☑
      - specified complication NEC T83.89 ☑
      - stenosis T83.85 ☑
      - thrombosis T83.86 ☑
    - vaginal mesh — *see* Complications, prosthetic device or implant, mesh
  - urinary system T83.9 ☑
    - cystostomy catheter — *see* Complication, catheter, cystostomy
    - electronic stimulator — *see* Complications, electronic stimulator device, urinary
    - indwelling urethral catheter — *see* Complications, catheter, urethral, indwelling
    - infection or inflammation T83.598 ☑
      - indwelling urethral catheter T83.511 ☑
    - kidney transplant — *see* Complication, transplant, kidney
    - organ graft — *see* Complication, graft, urinary organ
    - specified type NEC T83.89 ☑

- embolism T83.81 ☑
- fibrosis T83.82 ☑
- hemorrhage T83.83 ☑
- mechanical T83.198 ☑
  - breakdown T83.118 ☑
  - displacement T83.128 ☑
  - malfunction T83.118 ☑
  - malposition T83.128 ☑
  - obstruction T83.198 ☑
  - perforation T83.198 ☑
  - protrusion T83.198 ☑
  - specified NEC T83.198 ☑
- sphincter, implanted T83.191 ☑
- stent (ileal conduit) (nephroureteral) T83.193 ☑
  - ureteral indwelling T83.192 ☑
  - pain T83.84 ☑
  - specified complication NEC T83.89 ☑
  - stenosis T83.85 ☑
  - thrombosis T83.86 ☑
- sphincter implant — *see* Complications, implant, urinary sphincter
- postprocedural
  - pelvic peritoneal adhesions N99.4
  - renal failure N99.0
  - specified NEC N99.89
  - stoma — *see* Complications, stoma, urinary tract
  - urethral stricture — *see* Stricture, urethra, postprocedural
  - vaginal
    - adhesions N99.2
    - vault prolapse N99.3
- graft (bypass) (patch) (*see also* Complications, prosthetic device or implant)

- aorta — *see* Complications, graft, vascular
- arterial — *see* Complication, graft, vascular
- bone T86.839
  - failure T86.831
  - infection T86.832
  - mechanical T84.318 ☑
    - breakdown T84.318 ☑
    - displacement T84.328 ☑
    - protrusion T84.398 ☑
    - specified type NEC T84.398 ☑
  - rejection T86.830
  - specified type NEC T86.838
- carotid artery — *see* Complications, graft, vascular
- cornea T86.849 ☑
  - failure T86.841 ☑
  - infection T86.842 ☑
  - mechanical T85.398 ☑
    - breakdown T85.318 ☑
    - displacement T85.328 ☑
    - protrusion T85.398 ☑
    - specified type NEC T85.398 ☑
  - rejection T86.840 ☑
  - retroprosthetic membrane T85.398 ☑
  - specified type NEC T86.848 ☑
- femoral artery (bypass) — *see* Complication, extremity artery (bypass) graft
- genital organ or tract — *see* Complications, genitourinary, device or implant, genital tract
- muscle T84.9 ☑

- breakdown T84.410 ☑
- displacement T84.420 ☑
- embolism T84.81 ☑
- fibrosis T84.82 ☑
- hemorrhage T84.83 ☑
- infection and inflammation T84.7 ☑
- mechanical NEC T84.490 ☑
- pain T84.84 ☑
- specified type NEC T84.89 ☑
- stenosis T84.85 ☑
- thrombosis T84.86 ☑

nerve — *see* Complication, prosthetic device or implant, specified NEC

skin — *see* Complications, prosthetic device or implant, skin graft

tendon T84.9 ☑

- breakdown T84.410 ☑
- displacement T84.420 ☑
- embolism T84.81 ☑
- fibrosis T84.82 ☑
- hemorrhage T84.83 ☑
- infection and inflammation T84.7 ☑
- mechanical NEC T84.490 ☑
- pain T84.84 ☑
- specified type NEC T84.89 ☑
- stenosis T84.85 ☑
- thrombosis T84.86 ☑

urinary organ T83.9 ☑

- embolism T83.81 ☑
- fibrosis T83.82 ☑
- hemorrhage T83.83 ☑
- infection and inflammation T83.598 ☑
  - indwelling urethral catheter T83.511 ☑

- mechanical
  - breakdown T83.21 ☑
  - displacement T83.22 ☑
  - erosion T83.24 ☑
  - exposure T83.25 ☑
  - leakage T83.23 ☑
  - malposition T83.22 ☑
  - obstruction T83.29 ☑
  - perforation T83.29 ☑
  - protrusion T83.29 ☑
  - specified NEC T83.29 ☑
- pain T83.84 ☑
- specified type NEC T83.89 ☑
- stenosis T83.85 ☑
- thrombosis T83.86 ☑

vascular T82.9 ☑

- embolism T82.818 ☑
- femoral artery — *see* Complication, extremity artery (bypass) graft
- fibrosis T82.828 ☑
- hemorrhage T82.838 ☑
- mechanical
  - breakdown T82.319 ☑
    - aorta (bifurcation) T82.310 ☑
    - carotid artery T82.311 ☑
    - specified vessel NEC T82.318 ☑
  - displacement T82.329 ☑
    - aorta (bifurcation) T82.320 ☑
    - carotid artery T82.321 ☑
    - specified vessel NEC T82.328 ☑
  - leakage T82.339 ☑

- aorta (bifurcation) T82.330 ☑
- carotid artery T82.331 ☑
- specified vessel NEC T82.338 ☑
- malposition T82.329 ☑
  - aorta (bifurcation) T82.320 ☑
  - carotid artery T82.321 ☑
  - specified vessel NEC T82.328 ☑
- obstruction T82.399 ☑
  - aorta (bifurcation) T82.390 ☑
  - carotid artery T82.391 ☑
  - specified vessel NEC T82.398 ☑
- perforation T82.399 ☑
  - aorta (bifurcation) T82.390 ☑
  - carotid artery T82.391 ☑
  - specified vessel NEC T82.398 ☑
- protrusion T82.399 ☑
  - aorta (bifurcation) T82.390 ☑
  - carotid artery T82.391 ☑
  - specified vessel NEC T82.398 ☑
- pain T82.848 ☑
- specified complication NEC T82.898 ☑
- stenosis T82.858 ☑
- thrombosis T82.868 ☑

heart I51.9
- assist device
  - infection and inflammation T82.7 ☑
- following acute myocardial infarction — *see* Complications, following, acute myocardial infarction
- postoperative — *see* Complications, circulatory system
- transplant — *see* Complication, transplant, heart
  - and lung(s) — *see* Complications, transplant, heart, with lung

- valve
  - graft (biological) T82.9 ☑
    - embolism T82.817 ☑
    - fibrosis T82.827 ☑
    - hemorrhage T82.837 ☑
    - infection and inflammation T82.7 ☑
    - mechanical T82.228 ☑
      - breakdown T82.221 ☑
      - displacement T82.222 ☑
      - leakage T82.223 ☑
      - malposition T82.222 ☑
      - obstruction T82.228 ☑
      - perforation T82.228 ☑
      - protrusion T82.228 ☑
    - pain T82.847 ☑
    - specified type NEC T82.897 ☑
    - stenosis T82.857 ☑
    - thrombosis T82.867 ☑
  - prosthesis T82.9 ☑
    - embolism T82.817 ☑
    - fibrosis T82.827 ☑
    - hemorrhage T82.837 ☑
    - infection or inflammation T82.6 ☑
    - mechanical T82.09 ☑
      - breakdown T82.01 ☑
      - displacement T82.02 ☑
      - leakage T82.03 ☑
      - malposition T82.02 ☑
      - obstruction T82.09 ☑
      - perforation T82.09 ☑
      - protrusion T82.09 ☑

- pain T82.847 ☑
- specified type NEC T82.897 ☑
  - mechanical T82.09 ☑
- stenosis T82.857 ☑
- thrombosis T82.867 ☑

hematoma
- intraoperative — *see* Complication, intraoperative, hemorrhage
- postprocedural — *see* Complication, postprocedural, hematoma

hemodialysis — *see* Complications, dialysis

hemorrhage
- intraoperative — *see* Complication, intraoperative, hemorrhage
- postprocedural — *see* Complication, postprocedural, hemorrhage

IEC (immune effector cellular) therapy T80.82 ☑

ileostomy (stoma) — *see* Complications, enterostomy

immune effector cellular (IEC) therapy T80.82 ☑

immunization (procedure) — *see* Complications, vaccination

implant (*see also* Complications, by site and type)
- urinary sphincter T83.9 ☑
  - embolism T83.81 ☑
  - fibrosis T83.82 ☑
  - hemorrhage T83.83 ☑
  - infection and inflammation T83.591 ☑
  - mechanical
    - breakdown T83.111 ☑
    - displacement T83.121 ☑
    - leakage T83.191 ☑
    - malposition T83.121 ☑
    - obstruction T83.191 ☑
    - perforation T83.191 ☑
    - protrusion T83.191 ☑
    - specified NEC T83.191 ☑

- pain T83.84 ☑
- specified type NEC T83.89 ☑
- stenosis T83.85 ☑
- thrombosis T83.86 ☑

infusion (procedure) T80.90 ☑
- air embolism T80.0 ☑
- blood — *see* Complications, transfusion
- catheter — *see* Complications, catheter
- infection T80.29 ☑
- pump — *see* Complications, cardiovascular, device or implant
- sepsis T80.29 ☑
- serum reaction (*see also* Reaction, serum) T80.69 ☑
  - anaphylactic shock (*see also* Shock, anaphylactic) T80.59 ☑
- specified type NEC T80.89 ☑

inhalation therapy NEC T81.81 ☑

injection (procedure) T80.90 ☑
- drug reaction — *see* Reaction, drug
- infection T80.29 ☑
- sepsis T80.29 ☑
- serum (prophylactic) (therapeutic) — *see* Complications, vaccination
- specified type NEC T80.89 ☑
- vaccine (any) — *see* Complications, vaccination

inoculation (any) — *see* Complications, vaccination

insulin pump
- infection and inflammation T85.72 ☑
- mechanical
  - breakdown T85.614 ☑
  - displacement T85.624 ☑
  - leakage T85.633 ☑
  - malposition T85.624 ☑
  - obstruction T85.694 ☑
  - perforation T85.694 ☑
  - protrusion T85.694 ☑
  - specified NEC T85.694 ☑

- intestinal pouch NEC K91.858
- intraocular lens (prosthetic) T85.9 ☑
  - embolism T85.818 ☑
  - fibrosis T85.828 ☑
  - hemorrhage T85.838 ☑
  - infection and inflammation T85.79 ☑
  - mechanical
    - breakdown T85.21 ☑
    - displacement T85.22 ☑
    - malposition T85.22 ☑
    - obstruction T85.29 ☑
    - perforation T85.29 ☑
    - protrusion T85.29 ☑
    - specified NEC T85.29 ☑
  - pain T85.848 ☑
  - specified type NEC T85.898 ☑
  - stenosis T85.858 ☑
  - thrombosis T85.868 ☑
- intraoperative (intraprocedural)
  - cardiac arrest (*see also* Infarct, myocardium, associated with revascularization procedure)
    - during cardiac surgery I97.710
    - during other surgery I97.711
  - cardiac functional disturbance NEC (*see also* Infarct, myocardium, associated with revascularization procedure)
    - during cardiac surgery I97.790
    - during other surgery I97.791
  - hemorrhage (hematoma) (of)
    - circulatory system organ or structure
      - during cardiac bypass I97.411
      - during cardiac catheterization I97.410
      - during other circulatory system procedure I97.418
      - during other procedure I97.42
    - digestive system organ

- during procedure on digestive system K91.61
- during procedure on other organ K91.62

ear
- during procedure on ear and mastoid process H95.21
- during procedure on other organ H95.22

endocrine system organ or structure
- during procedure on endocrine system organ or structure E36.01
- during procedure on other organ E36.02

eye and adnexa
- during ophthalmic procedure H59.11 ☑
- during other procedure H59.12 ☑

genitourinary organ or structure
- during procedure on genitourinary organ or structure N99.61
- during procedure on other organ N99.62

mastoid process
- during procedure on ear and mastoid process H95.21
- during procedure on other organ H95.22

musculoskeletal structure
- during musculoskeletal surgery M96.810
- during non-orthopedic surgery M96.811
- during orthopedic surgery M96.810

nervous system
- during a nervous system procedure G97.31
- during other procedure G97.32

respiratory system
- during other procedure J95.62
- during procedure on respiratory system organ or structure J95.61

skin and subcutaneous tissue
- during a dermatologic procedure L76.01
- during a procedure on other organ L76.02

spleen

- during a procedure on other organ D78.02
- during a procedure on the spleen D78.01

puncture or laceration (accidental) (unintentional) (of)

- brain
  - during a nervous system procedure G97.48
  - during other procedure G97.49
- circulatory system organ or structure
  - during circulatory system procedure I97.51
  - during other procedure I97.52
- digestive system
  - during procedure on digestive system K91.71
  - during procedure on other organ K91.72
- ear
  - during procedure on ear and mastoid process H95.31
  - during procedure on other organ H95.32
- endocrine system organ or structure
  - during procedure on endocrine system organ or structure E36.11
  - during procedure on other organ E36.12
- eye and adnexa
  - during ophthalmic procedure H59.21 ☑
  - during other procedure H59.22 ☑
- genitourinary organ or structure
  - during procedure on genitourinary organ or structure N99.71
  - during procedure on other organ N99.72
- mastoid process
  - during procedure on ear and mastoid process H95.31
  - during procedure on other organ H95.32
- musculoskeletal structure
  - during musculoskeletal surgery M96.820
  - during non-orthopedic surgery M96.821
  - during orthopedic surgery M96.820
- nervous system

- during a nervous system procedure G97.48
- during other procedure G97.49
- respiratory system
  - during other procedure J95.72
  - during procedure on respiratory system organ or structure J95.71
- skin and subcutaneous tissue
  - during a dermatologic procedure L76.11
  - during a procedure on other organ L76.12
- spleen
  - during a procedure on other organ D78.12
  - during a procedure on the spleen D78.11
- specified NEC
  - circulatory system I97.88
  - digestive system K91.81
  - ear H95.88
  - endocrine system E36.8
  - eye and adnexa H59.88
  - genitourinary system N99.81
  - mastoid process H95.88
  - musculoskeletal structure M96.89
  - nervous system G97.81
  - respiratory system J95.88
  - skin and subcutaneous tissue L76.81
  - spleen D78.81

intraperitoneal catheter (dialysis) (infusion) — *see* Complication(s), catheter, intraperitoneal dialysis

intrathecal infusion pump

- infection and inflammation T85.738 ☑
- mechanical

- breakdown T85.615 ☑
- displacement T85.625 ☑
- leakage T85.635 ☑
- malfunction T85.695 ☑
- malposition T85.625 ☑
- obstruction T85.695 ☑
- perforation T85.695 ☑
- protrusion T85.695 ☑
- specified NEC T85.695 ☑

intrauterine
- contraceptive device
  - embolism T83.81 ☑
  - fibrosis T83.82 ☑
  - hemorrhage T83.83 ☑
  - infection and inflammation T83.69 ☑
  - mechanical
    - breakdown T83.31 ☑
    - displacement T83.32 ☑
    - malposition T83.32 ☑
    - obstruction T83.39 ☑
    - perforation T83.39 ☑
    - protrusion T83.39 ☑
    - specified NEC T83.39 ☑
  - pain T83.84 ☑
  - specified type NEC T83.89 ☑
  - stenosis T83.85 ☑
  - thrombosis T83.86 ☑
- procedure (fetal), to newborn P96.5

jejunostomy (stoma) — *see* Complications, enterostomy

joint prosthesis, internal T84.9 ☑

- breakage (fracture) T84.01 ☑
- dislocation T84.02 ☑
- fracture T84.01 ☑
- infection or inflammation T84.50 ☑
  - hip T84.5 ☑
  - knee T84.5 ☑
  - specified joint NEC T84.59 ☑
- instability T84.02 ☑
- malposition — *see* Complications, joint prosthesis, mechanical, displacement
- mechanical
  - breakage, broken T84.01 ☑
  - dislocation T84.02 ☑
  - displacement T84.02 ☑
  - fracture T84.01 ☑
  - instability T84.02 ☑
  - leakage — *see* Complications, joint prosthesis, mechanical, specified NEC
  - loosening T84.039 ☑
    - hip T84.03 ☑
    - knee T84.03 ☑
    - specified joint NEC T84.038 ☑
  - obstruction — *see* Complications, joint prosthesis, mechanical, specified NEC
  - osteolysis T84.059 ☑
    - hip T84.05 ☑
    - knee T84.05 ☑
  - perforation — *see* Complications, joint prosthesis, mechanical, specified NEC
    - osteolysis T84.059 ☑
      - other specified joint T84.058 ☑
  - periprosthetic osteolysis, by site T84.05 ☑
  - protrusion — *see* Complications, joint prosthesis, mechanical, specified NEC
  - specified complication NEC T84.099 ☑

- hip T84.09 ☑
- knee T84.09 ☑
- other specified joint T84.098 ☑
- subluxation T84.02 ☑
- wear of articular bearing surface T84.069 ☑
  - hip T84.06 ☑
  - knee T84.06 ☑
  - other specified joint T84.068 ☑
- specified joint NEC T84.89 ☑
  - embolism T84.81 ☑
  - fibrosis T84.82 ☑
  - hemorrhage T84.83 ☑
  - pain T84.84 ☑
  - specified complication NEC T84.89 ☑
  - stenosis T84.85 ☑
  - thrombosis T84.86 ☑
- subluxation T84.02 ☑

kidney transplant — *see* Complications, transplant, kidney

labor O75.9
- specified NEC O75.89

liver transplant (immune or nonimmune) — *see* Complications, transplant, liver

lumbar puncture G97.1
- cerebrospinal fluid leak G97.0
- headache or reaction G97.1

lung transplant — *see* Complications, transplant, lung
- and heart — *see* Complications, transplant, lung, with heart

male genital N50.9
- device, implant or graft — *see* Complications, genitourinary, device or implant, genital tract
- postprocedural or postoperative — *see* Complications, genitourinary, postprocedural
  - specified NEC N99.89

mastoid (process) procedure
- intraoperative H95.88

- hematoma — *see* Complications, intraoperative, hemorrhage (hematoma) (of), mastoid process
- hemorrhage — *see* Complications, intraoperative, hemorrhage (hematoma) (of), mastoid process
- laceration — *see* Complications, intraoperative, puncture or laceration, mastoid process
- specified NEC H95.88

- postmastoidectomy — *see* Complications, postmastoidectomy
- postoperative H95.89
  - external ear canal stenosis H95.81 ☑
  - hematoma — *see* Complications, postprocedural, hematoma (of), mastoid process
  - hemorrhage — *see* Complications, postprocedural, hemorrhage (of), mastoid process
  - postmastoidectomy — *see* Complications, postmastoidectomy
  - seroma — *see* Complications, postprocedural, seroma (of), mastoid process
  - specified NEC H95.89

- mastoidectomy cavity — *see* Complications, postmastoidectomy
- mechanical — *see* Complications, by site and type, mechanical
- medical procedures (*see also* Complication(s), intraoperative) T88.9 ☑
- metabolic E88.9
  - postoperative E89.89
    - specified NEC E89.89
- molar pregnancy NOS O08.9
  - damage to pelvic organs O08.6
  - embolism O08.2
  - genital infection O08.0
  - hemorrhage (delayed) (excessive) O08.1
  - metabolic disorder O08.5
  - renal failure O08.4
  - shock O08.3
  - specified type NEC O08.0
  - venous complication NEC O08.7
- musculoskeletal system (*see also* Complication, intraoperative (intraprocedural), by site)

- device, implant or graft NEC — *see* Complications, orthopedic, device or implant
- internal fixation (nail) (plate) (rod) — *see* Complications, fixation device, internal
- joint prosthesis — *see* Complications, joint prosthesis
- postoperative (postprocedural) M96.89
  - with osteoporosis — *see* Osteoporosis
  - fracture following insertion of device — *see* Fracture, following insertion of orthopedic implant, joint prosthesis or bone plate
  - joint instability after prosthesis removal M96.89
  - lordosis M96.4
  - postlaminectomy syndrome NEC M96.1
    - kyphosis M96.3
  - pseudarthrosis M96.0
  - specified complication NEC M96.89
- post radiation M96.89
  - kyphosis M96.2
  - scoliosis M96.5
  - specified complication NEC M96.89
- nephrostomy (stoma) — *see* Complications, stoma, urinary tract, external NEC
- nervous system G98.8
  - central G96.9
  - device, implant or graft (*see also* Complication, prosthetic device or implant, specified NEC)
    - electronic stimulator (electrode(s)) — *see* Complications, electronic stimulator device
    - specified NEC
      - infection and inflammation T85.738 ☑
      - mechanical T85.695 ☑
        - breakdown T85.615 ☑
        - displacement T85.625 ☑
        - leakage T85.635 ☑
        - malfunction T85.695 ☑
        - malposition T85.625 ☑
        - obstruction T85.695 ☑
        - perforation T85.695 ☑
        - protrusion T85.695 ☑
        - specified NEC T85.695 ☑

- ventricular shunt — *see* Complications, ventricular shunt
- electronic stimulator (electrode(s)) — *see* Complications, electronic stimulator device
- postprocedural G97.82
  - intracranial hypotension G97.2
  - specified NEC G97.82
  - spinal fluid leak G97.0
- newborn, due to intrauterine (fetal) procedure P96.5
- nonabsorbable (permanent) sutures — *see* Complication, sutures, permanent
- obstetric O75.9
  - procedure (instrumental) (manual) (surgical) specified NEC O75.4
  - specified NEC O75.89
  - surgical wound NEC O90.89
    - hematoma O90.2
    - infection O86.00
- ocular lens implant — *see* Complications, intraocular lens
- ophthalmologic
  - postprocedural bleb — *see* Blebitis
- orbital prosthesis T85.9 ☑
  - embolism T85.818 ☑
  - fibrosis T85.828 ☑
  - hemorrhage T85.838 ☑
  - infection and inflammation T85.79 ☑
  - mechanical
    - breakdown T85.31 ☑
    - displacement T85.32 ☑
    - malposition T85.32 ☑
    - obstruction T85.39 ☑
    - perforation T85.39 ☑
    - protrusion T85.39 ☑
    - specified NEC T85.39 ☑

- pain T85.848 ☑
- specified type NEC T85.898 ☑
- stenosis T85.858 ☑
- thrombosis T85.868 ☑

organ or tissue transplant (partial) (total) — *see* Complications, transplant

orthopedic (*see also* Disorder, soft tissue)

- device or implant T84.9 ☑
  - bone
    - device or implant — *see* Complication, bone, device NEC
    - graft — *see* Complication, graft, bone
  - breakdown T84.418 ☑
  - displacement T84.428 ☑
  - electronic bone stimulator — *see* Complications, electronic stimulator device, bone
  - embolism T84.81 ☑
  - fibrosis T84.82 ☑
  - fixation device — *see* Complication, fixation device, internal
  - hemorrhage T84.83 ☑
  - infection or inflammation T84.7 ☑
  - joint prosthesis — *see* Complication, joint prosthesis, internal
  - malfunction T84.418 ☑
  - malposition T84.428 ☑
  - mechanical NEC T84.498 ☑
  - muscle graft — *see* Complications, graft, muscle
  - obstruction T84.498 ☑
  - pain T84.84 ☑
  - perforation T84.498 ☑
  - protrusion T84.498 ☑
  - specified complication NEC T84.89 ☑
  - stenosis T84.85 ☑
  - tendon graft — *see* Complications, graft, tendon
  - thrombosis T84.86 ☑

- fracture (following insertion of device) — *see* Fracture, following insertion of orthopedic implant, joint prosthesis or bone plate
- postprocedural M96.89
  - fracture — *see* Fracture, following insertion of orthopedic implant, joint prosthesis or bone plate
  - postlaminectomy syndrome NEC M96.1
    - kyphosis M96.3
    - lordosis M96.4
  - postradiation
    - kyphosis M96.2
    - scoliosis M96.5
  - pseudarthrosis post-fusion M96.0
  - specified type NEC M96.89
- pacemaker (cardiac) — *see* Complications, cardiovascular device or implant, electronic
- pancreas transplant — *see* Complications, transplant, pancreas
- penile prosthesis (implant) — *see* Complications, prosthetic device, penile
- perfusion NEC T80.90 ☑
- perineal repair (obstetrical) NEC O90.89
  - disruption O90.1
  - hematoma O90.2
  - infection (following delivery) O86.09
- phototherapy T88.9 ☑
  - specified NEC T88.8 ☑
- postmastoidectomy NEC H95.19 ☑
  - cyst, mucosal H95.13 ☑
  - granulation H95.12 ☑
  - inflammation, chronic H95.11 ☑
  - recurrent cholesteatoma H95.0 ☑
- postoperative — *see* Complications, postprocedural
  - circulatory — *see* Complications, circulatory system
  - ear — *see* Complications, ear
  - endocrine — *see* Complications, endocrine
  - eye — *see* Complications, eye
  - lumbar puncture G97.1

- cerebrospinal fluid leak G97.0
- nervous system (central) (peripheral) — *see* Complications, nervous system
- respiratory system — *see* Complications, respiratory system

postprocedural (*see also* Complications, surgical procedure)
- cardiac arrest (*see also* Infarct, myocardium, associated with revascularization procedure)
  - following cardiac surgery I97.120
  - following other surgery I97.121
- cardiac functional disturbance NEC (*see also* Infarct, myocardium, associated with revascularization procedure)
  - following cardiac surgery I97.190
  - following other surgery I97.191
- cardiac insufficiency
  - following cardiac surgery I97.110
  - following other surgery I97.111
- chorioretinal scars following retinal surgery H59.81 ☑
- following cataract surgery
  - cataract (lens) fragments H59.02 ☑
  - cystoid macular edema H59.03 ☑
  - specified NEC H59.09 ☑
  - vitreous (touch) syndrome H59.01 ☑
- heart failure
  - following cardiac surgery I97.130
  - following other surgery I97.131
- hematoma (of)
  - circulatory system organ or structure
    - following cardiac bypass I97.631
    - following cardiac catheterization I97.630
    - following other circulatory system procedure I97.638
    - following other procedure I97.621
  - digestive system
    - following procedure on digestive system K91.870
    - following procedure on other organ K91.871

- ear
  - following other procedure H95.52
  - following procedure on ear and mastoid process H95.51
- endocrine system
  - following endocrine system procedure E89.820
  - following other procedure E89.821
- eye and adnexa
  - following ophthalmic procedure H59.33 ☑
  - following other procedure H59.34 ☑
- genitourinary organ or structure
  - following procedure on genitourinary organ or structure N99.840
  - following procedure on other organ N99.841
- mastoid process
  - following other procedure H95.52
  - following procedure on ear and mastoid process H95.51
- musculoskeletal structure
  - following musculoskeletal surgery M96.840
  - following non-orthopedic surgery M96.841
  - following orthopedic surgery M96.840
- nervous system
  - following nervous system procedure G97.61
  - following other procedure G97.62
- respiratory system
  - following other procedure J95.861
  - following procedure on respiratory system organ or structure J95.860
- skin and subcutaneous tissue
  - following dermatologic procedure L76.31
  - following procedure on other organ L76.32
- spleen
  - following procedure on other organ D78.32
  - following procedure on the spleen D78.31

hemorrhage (of)

- circulatory system organ or structure
  - following cardiac bypass I97.611
  - following cardiac catheterization I97.610
  - following other circulatory system procedure I97.618
  - following other procedure I97.620
- digestive system
  - following procedure on digestive system K91.840
  - following procedure on other organ K91.841
- ear
  - following other procedure H95.42
  - following procedure on ear and mastoid process H95.41
- endocrine system
  - following endocrine system procedure E89.810
  - following other procedure E89.811
- eye and adnexa
  - following ophthalmic procedure H59.31 ☑
  - following other procedure H59.32 ☑
- genitourinary organ or structure
  - following procedure on genitourinary organ or structure N99.820
  - following procedure on other organ N99.821
- mastoid process
  - following other procedure H95.42
  - following procedure on ear and mastoid process H95.41
- musculoskeletal structure
  - following musculoskeletal surgery M96.830
  - following non-orthopedic surgery M96.831
  - following orthopedic surgery M96.830
- nervous system
  - following nervous system procedure G97.51
  - following other procedure G97.52
- respiratory system

- following other procedure J95.831
- following procedure on respiratory system organ or structure J95.830

skin and subcutaneous tissue
- following dermatologic procedure L76.21
- following a procedure on other organ L76.22

spleen
- following procedure on other organ D78.22
- following procedure on the spleen D78.21

seroma (of)

circulatory system organ or structure
- following cardiac bypass I97.641
- following cardiac catheterization I97.640
- following other circulatory system procedure I97.648
- following other procedure I97.622

digestive system
- following procedure on digestive system K91.872
- following procedure on other organ K91.873

ear
- following other procedure H95.54
- following procedure on ear and mastoid process H95.53

endocrine system
- following endocrine system procedure E89.822
- following other procedure E89.823

eye and adnexa
- following ophthalmic procedure H59.35 ☑
- following other procedure H59.36 ☑

genitourinary organ or structure
- following procedure on genitourinary organ or structure N99.842
- following procedure on other organ N99.843

mastoid process
- following other procedure H95.54
- following procedure on ear and mastoid process H95.53

- musculoskeletal structure
  - following musculoskeletal surgery M96.842
  - following non-orthopedic surgery M96.843
  - following orthopedic surgery M96.842
- nervous system
  - following nervous system procedure G97.63
  - following other procedure G97.64
- respiratory system
  - following other procedure J95.863
  - following procedure on respiratory system organ or structure J95.862
- skin and subcutaneous tissue
  - following dermatologic procedure L76.33
  - following procedure on other organ L76.34
- spleen
  - following procedure on other organ D78.34
  - following procedure on the spleen D78.33

specified NEC

- circulatory system I97.89
- digestive K91.89
- ear H95.89
- endocrine E89.89
- eye and adnexa H59.89
- genitourinary N99.89
- mastoid process H95.89
- metabolic E89.89
- musculoskeletal structure M96.89
- nervous system G97.82
- respiratory system J95.89
- skin and subcutaneous tissue L76.82
- spleen D78.89

- pregnancy NEC — *see* Pregnancy, complicated by
- prosthetic device or implant T85.9 ☑
  - bile duct — *see* Complications, bile duct implant
  - breast — *see* Complications, breast implant
  - bulking agent
    - ureteral
      - erosion T83.714 ☑
      - exposure T83.724 ☑
    - urethral
      - erosion T83.713 ☑
      - exposure T83.723 ☑
  - cardiac and vascular NEC — *see* Complications, cardiovascular device or implant
  - corneal transplant — *see* Complications, graft, cornea
  - electronic nervous system stimulator — *see* Complications, electronic stimulator device
  - epidural infusion catheter — *see* Complications, catheter, epidural
  - esophageal anti-reflux device — *see* Complications, esophageal anti-reflux device
  - genital organ or tract — *see* Complications, genitourinary, device or implant, genital tract
    - specified NEC T83.79 ☑
  - heart valve — *see* Complications, heart, valve, prosthesis
  - infection or inflammation T85.79 ☑
    - intestine transplant T86.852
    - liver transplant T86.43
    - lung transplant T86.812
    - pancreas transplant T86.892
    - skin graft T86.822
  - intraocular lens — *see* Complications, intraocular lens
  - intraperitoneal (dialysis) catheter — *see* Complication(s), catheter, intraperitoneal dialysis
  - joint — *see* Complications, joint prosthesis, internal
  - mechanical NEC T85.698 ☑
    - dialysis catheter (vascular) (*see also* Complication, catheter, dialysis, mechanical)
      - peritoneal — *see* Complication(s), catheter, intraperitoneal dialysis

- gastrointestinal device T85.598 ☑
- ocular device T85.398 ☑
- subdural (infusion) catheter T85.690 ☑
- suture, permanent T85.692 ☑
  - that for bone repair — *see* Complications, fixation device, internal (orthopedic), mechanical
- ventricular shunt
  - breakdown T85.01 ☑
  - displacement T85.02 ☑
  - leakage T85.03 ☑
  - malposition T85.02 ☑
  - obstruction T85.09 ☑
  - perforation T85.09 ☑
  - protrusion T85.09 ☑
  - specified NEC T85.09 ☑
- mesh
  - erosion (to surrounding organ or tissue) T83.718 ☑
    - urethral (into pelvic floor muscles) T83.712 ☑
    - vaginal (into pelvic floor muscles) T83.711 ☑
  - exposure (into surrounding organ or tissue) T83.728 ☑
    - urethral (through urethral wall) T83.722 ☑
    - vaginal (into vagina) (through vaginal wall) T83.721 ☑
- orbital — *see* Complications, orbital prosthesis
- penile T83.9 ☑
  - embolism T83.81 ☑
  - fibrosis T83.82 ☑
  - hemorrhage T83.83 ☑
  - infection and inflammation T83.61 ☑
  - mechanical
    - breakdown T83.410 ☑
    - displacement T83.420 ☑
    - leakage T83.490 ☑
    - malposition T83.420 ☑
    - obstruction T83.490 ☑
    - perforation T83.490 ☑
    - protrusion T83.490 ☑
    - specified NEC T83.490 ☑

- pain T83.84
- specified type NEC T83.89
- stenosis T83.85
- thrombosis T83.86

prosthetic materials NEC

- erosion (to surrounding organ or tissue) T83.718
- exposure (into surrounding organ or tissue) T83.728

skin graft T86.829

- artificial skin or decellularized allodermis
  - embolism T85.818
  - fibrosis T85.828
  - hemorrhage T85.838
  - infection and inflammation T85.79
  - mechanical
    - breakdown T85.613
    - displacement T85.623
    - malfunction T85.613
    - malposition T85.623
    - obstruction T85.693
    - perforation T85.693
    - protrusion T85.693
    - specified NEC T85.693
  - pain T85.848
  - specified type NEC T85.898
  - stenosis T85.858
  - thrombosis T85.868
- failure T86.821
- infection T86.822
- rejection T86.820
- specified NEC T86.828

sling

- urethral (female) (male)
  - erosion T83.712 ☑
  - exposure T83.722 ☑
- specified NEC T85.9 ☑
  - embolism T85.818 ☑
  - fibrosis T85.828 ☑
  - hemorrhage T85.838 ☑
  - infection and inflammation T85.79 ☑
  - mechanical
    - breakdown T85.618 ☑
    - displacement T85.628 ☑
    - leakage T85.638 ☑
    - malfunction T85.618 ☑
    - malposition T85.628 ☑
    - obstruction T85.698 ☑
    - perforation T85.698 ☑
    - protrusion T85.698 ☑
    - specified NEC T85.698 ☑
  - pain T85.848 ☑
  - specified type NEC T85.898 ☑
  - stenosis T85.858 ☑
  - thrombosis T85.868 ☑
- subdural infusion catheter — *see* Complications, catheter, subdural
- sutures — *see* Complications, sutures
- urinary organ or tract NEC — *see* Complications, genitourinary, device or implant, urinary system
- vascular — *see* Complications, cardiovascular device, graft or implant
- ventricular shunt — *see* Complications, ventricular shunt (device)

puerperium — *see* Puerperal

puncture, spinal G97.1
- cerebrospinal fluid leak G97.0
- headache or reaction G97.1

- pyelogram N99.89
- radiation
  - kyphosis M96.2
  - scoliosis M96.5
- reattached
  - extremity (infection) (rejection)
    - lower T87.1X ☑
    - upper T87.0X ☑
  - specified body part NEC T87.2
- reconstructed breast
  - asymmetry between native and reconstructed breast N65.1
  - deformity N65.0
  - disproportion between native and reconstructed breast N65.1
  - excess tissue N65.0
  - misshapen N65.0
- reimplant NEC (*see also* Complications, prosthetic device or implant)
  - limb (infection) (rejection) — *see* Complications, reattached, extremity
  - organ (partial) (total) — *see* Complications, transplant
  - prosthetic device NEC — *see* Complications, prosthetic device
- renal N28.9
  - allograft — *see* Complications, transplant, kidney
  - dialysis — *see* Complications, dialysis
- respirator
  - mechanical J95.850
    - specified NEC J95.859
- respiratory system J98.9
  - device, implant or graft — *see* Complication, prosthetic device or implant, specified NEC
  - lung transplant — *see* Complications, prosthetic device or implant, lung transplant
  - postoperative J95.89

- air leak J95.812
- Mendelson's syndrome (chemical pneumonitis) J95.4
- pneumothorax J95.811
- pulmonary insufficiency (acute) (after nonthoracic surgery) J95.2
  - chronic J95.3
  - following thoracic surgery J95.1
- respiratory failure (acute) J95.821
  - acute and chronic J95.822
- specified NEC J95.89
- subglottic stenosis J95.5
- tracheostomy complication — *see* Complications, tracheostomy

therapy T81.89 ☑

sedation during labor and delivery O74.9
- cardiac O74.2
- central nervous system O74.3
- pulmonary NEC O74.1

shunt (*see also* Complications, prosthetic device or implant)
- arteriovenous — *see* Complications, arteriovenous, shunt
- ventricular (communicating) — *see* Complications, ventricular shunt

skin
- graft T86.829
  - failure T86.821
  - infection T86.822
  - rejection T86.820
  - specified type NEC T86.828

spinal
- anesthesia — *see* Complications, anesthesia, spinal
- catheter (epidural) (subdural) — *see* Complications, catheter
- puncture or tap G97.1
  - cerebrospinal fluid leak G97.0
  - headache or reaction G97.1

- stent
  - bile duct — *see* Complications, bile duct prosthesis
  - ureteral indwelling
    - breakdown T83.112 ☑
    - displacement T83.122 ☑
    - leakage T83.192 ☑
    - malposition T83.122 ☑
    - obstruction T83.192 ☑
    - perforation T83.192 ☑
    - protrusion T83.192 ☑
    - specified NEC T83.192 ☑
  - urinary NEC (ileal conduit) (nephroureteral) T83.193 ☑
    - embolism T83.81 ☑
    - fibrosis T83.82 ☑
    - hemorrhage T83.83 ☑
    - infection and inflammation T83.593 ☑
    - mechanical
      - breakdown T83.113 ☑
      - displacement T83.123 ☑
      - leakage T83.193 ☑
      - malposition T83.123 ☑
      - obstruction T83.193 ☑
      - perforation T83.193 ☑
      - protrusion T83.193 ☑
      - specified NEC T83.193 ☑
    - pain T83.84 ☑
    - specified type NEC T83.89 ☑
    - stenosis T83.85 ☑
    - thrombosis T83.86 ☑
  - vascular
    - end stent stenosis — *see* Restenosis, stent
    - in stent stenosis — *see* Restenosis, stent

- stoma
  - digestive tract
    - colostomy — *see* Complications, colostomy
    - enterostomy — *see* Complications, enterostomy
    - esophagostomy — *see* Complications, esophagostomy
    - gastrostomy — *see* Complications, gastrostomy
  - urinary tract N99.528
    - continent N99.538
      - hemorrhage N99.530
      - herniation N99.533
      - infection N99.531
      - malfunction N99.532
      - specified type NEC N99.538
      - stenosis N99.534
    - cystostomy — *see* Complications, cystostomy
    - external NOS N99.528
    - hemorrhage N99.520
    - herniation N99.523
    - incontinent N99.528
      - hemorrhage N99.520
      - herniation N99.523
      - infection N99.521
      - malfunction N99.522
      - specified type NEC N99.528
      - stenosis N99.524
    - infection N99.521
    - malfunction N99.522
    - specified type NEC N99.528
    - stenosis N99.524

- stomach banding — *see* Complication(s), bariatric procedure
- stomach stapling — *see* Complication(s), bariatric procedure
- surgical material, nonabsorbable — *see* Complication, suture, permanent
- surgical procedure (on) T81.9 ☑
  - amputation stump (late) — *see* Complications, amputation stump
  - cardiac — *see* Complications, circulatory system
  - cholesteatoma, recurrent — *see* Complications, postmastoidectomy, recurrent cholesteatoma
  - circulatory (early) — *see* Complications, circulatory system
  - digestive system — *see* Complications, gastrointestinal
  - dumping syndrome (postgastrectomy) K91.1
  - ear — *see* Complications, ear
  - elephantiasis or lymphedema I97.89
    - postmastectomy I97.2
  - emphysema (surgical) T81.82 ☑
  - endocrine — *see* Complications, endocrine
  - eye — *see* Complications, eye
  - fistula (persistent postoperative) T81.83 ☑
  - foreign body inadvertently left in wound (sponge) (suture) (swab) — *see* Foreign body, accidentally left during a procedure
  - gastrointestinal — *see* Complications, gastrointestinal
  - genitourinary NEC N99.89
  - hematoma
    - intraoperative — *see* Complication, intraoperative, hemorrhage
    - postprocedural — *see* Complication, postprocedural, hematoma
  - hemorrhage
    - intraoperative — *see* Complication, intraoperative, hemorrhage
    - postprocedural — *see* Complication, postprocedural, hemorrhage

- hepatic failure K91.82
- hyperglycemia (postpancreatectomy) E89.1
- hypoinsulinemia (postpancreatectomy) E89.1
- hypoparathyroidism (postparathyroidectomy) E89.2
- hypopituitarism (posthypophysectomy) E89.3
- hypothyroidism (post-thyroidectomy) E89.0
- intestinal obstruction (*see also* Obstruction, intestine, postoperative) K91.30
- intracranial hypotension following ventricular shunting (ventriculostomy) G97.2
- lymphedema I97.89
  - postmastectomy I97.2
- malabsorption (postsurgical) NEC K91.2
  - osteoporosis — *see* Osteoporosis, postsurgical malabsorption
- mastoidectomy cavity NEC — *see* Complications, postmastoidectomy
- metabolic E89.89
  - specified NEC E89.89
- musculoskeletal — *see* Complications, musculoskeletal system
- nervous system (central) (peripheral) — *see* Complications, nervous system
- ovarian failure E89.40
  - asymptomatic E89.40
  - symptomatic E89.41
- peripheral vascular — *see* Complications, surgical procedure, vascular
- postcardiotomy syndrome I97.0
- postcholecystectomy syndrome K91.5
- postcommissurotomy syndrome I97.0
- postgastrectomy dumping syndrome K91.1
- postlaminectomy syndrome NEC M96.1
  - kyphosis M96.3

- postmastectomy lymphedema syndrome I97.2
- postmastoidectomy cholesteatoma — *see* Complications, postmastoidectomy, recurrent cholesteatoma
- postvagotomy syndrome K91.1
- postvalvulotomy syndrome I97.0
- pulmonary insufficiency (acute) J95.2
  - chronic J95.3
  - following thoracic surgery J95.1
- reattached body part — *see* Complications, reattached
- respiratory — *see* Complications, respiratory system
- shock (hypovolemic) T81.19 ☑
- spleen (postoperative) D78.89
  - intraoperative D78.81
- stitch abscess T81.41 ☑
- subglottic stenosis (postsurgical) J95.5
- testicular hypofunction E89.5
- transplant — *see* Complications, organ or tissue transplant
- urinary NEC N99.89
- vaginal vault prolapse (posthysterectomy) N99.3
- vascular (peripheral)
  - artery T81.719 ☑
    - mesenteric T81.710 ☑
    - renal T81.711 ☑
    - specified NEC T81.718 ☑
  - vein T81.72 ☑
- wound infection T81.49 ☑

suture, permanent (wire) NEC T85.9 ☑

- with repair of bone — *see* Complications, fixation device, internal
- embolism T85.818 ☑
- fibrosis T85.828 ☑
- hemorrhage T85.838 ☑
- infection and inflammation T85.79 ☑
- mechanical

- breakdown T85.612 ☑
- displacement T85.622 ☑
- malfunction T85.612 ☑
- malposition T85.622 ☑
- obstruction T85.692 ☑
- perforation T85.692 ☑
- protrusion T85.692 ☑
- specified NEC T85.692 ☑

- pain T85.848 ☑
- specified type NEC T85.898 ☑
- stenosis T85.858 ☑
- thrombosis T85.868 ☑

- tracheostomy J95.00
  - granuloma J95.09
  - hemorrhage J95.01
  - infection J95.02
  - malfunction J95.03
  - mechanical J95.03
  - obstruction J95.03
  - specified type NEC J95.09
  - tracheo-esophageal fistula J95.04
- transfusion (blood) (lymphocytes) (plasma) T80.92 ☑
  - air embolism T80.0 ☑
  - circulatory overload E87.71
  - febrile nonhemolytic transfusion reaction R50.84
  - hemolysis T80.89 ☑
  - hemochromatosis E83.111
  - hemolytic reaction (antigen unspecified) T80.919 ☑
  - incompatibility reaction (antigen unspecified) T80.919 ☑
    - ABO T80.30 ☑
      - delayed serologic (DSTR) T80.39 ☑
      - hemolytic transfusion reaction (HTR) (unspecified time after transfusion) T80.319 ☑

- acute (AHTR) (less than 24 hours after transfusion) T80.310
- delayed (DHTR) (24 hours or more after transfusion) T80.311
- specified NEC T80.39
- acute (antigen unspecified) T80.910
- delayed (antigen unspecified) T80.911
- delayed serologic (DSTR) T80.89
- Non-ABO (minor antigens (Duffy) (K) (Kell) (Kidd) (Lewis) (M) (N) (P)(s)) T80.A0
  - delayed serologic (DSTR) T80.A9
  - hemolytic transfusion reaction (HTR) (unspecified time after transfusion) T80.A19
    - acute (AHTR) (less than 24 hours after transfusion) T80.A10
    - delayed (DHTR) (24 hours or more after transfusion) T80.A11
  - specified NEC T80.A9
- Rh (antigens (C) (c) (D) (E)(e)) (factor) T80.40
  - delayed serologic (DSTR) T80.49
  - hemolytic transfusion reaction (HTR) (unspecified time after transfusion) T80.419
    - acute (AHTR) (less than 24 hours after transfusion) T80.410
    - delayed (DHTR) (24 hours or more after transfusion) T80.411
  - specified NEC T80.49
- infection T80.29
  - acute T80.22
- reaction NEC T80.89
- sepsis T80.29
- shock T80.89

transplant T86.90

- bone T86.839
  - failure T86.831
  - infection T86.832
  - rejection T86.830
  - specified type NEC T86.838
- bone marrow T86.00

- failure T86.02
- infection T86.03
- rejection T86.01
- specified type NEC T86.09

cornea T86.849 ☑
- failure T86.841 ☑
- infection T86.842 ☑
- rejection T86.840 ☑
- specified type NEC T86.848 ☑

failure T86.92

heart T86.20
- with lung T86.30
- cardiac allograft vasculopathy T86.290
  - failure T86.32
  - infection T86.33
  - rejection T86.31
  - specified type NEC T86.39
- failure T86.22
- infection T86.23
- rejection T86.21
- specified type NEC T86.298

infection T86.93

intestine T86.859
- failure T86.851
- infection T86.852
- rejection T86.850
- specified type NEC T86.858

kidney T86.10
- failure T86.12
- infection T86.13
- rejection T86.11
- specified type NEC T86.19

liver T86.40

- failure T86.42
- infection T86.43
- rejection T86.41
- specified type NEC T86.49

lung T86.819

- with heart T86.30
  - failure T86.32
  - infection T86.33
  - rejection T86.31
  - specified type NEC T86.39
- failure T86.811
- infection T86.812
- rejection T86.810
- specified type NEC T86.818

malignant neoplasm C80.2

pancreas T86.899

- failure T86.891
- infection T86.892
- rejection T86.890
- specified type NEC T86.898

peripheral blood stem cells T86.5

post-transplant lymphoproliferative disorder (PTLD) D47.Z1

rejection T86.91

skin T86.829

- failure T86.821
- infection T86.822
- rejection T86.820
- specified type NEC T86.828

specified

- tissue T86.899

- failure T86.891
- infection T86.892
- rejection T86.890
- specified type NEC T86.898
- type NEC T86.99
- stem cell (from peripheral blood) (from umbilical cord) T86.5
- umbilical cord stem cells T86.5

trauma (early) T79.9 ☑
- specified NEC T79.8 ☑

ultrasound therapy NEC T88.9 ☑
umbilical cord NEC
- complicating delivery O69.9 ☑
  - specified NEC O69.89 ☑

umbrella device, vascular T82.9 ☑
- embolism T82.818 ☑
- fibrosis T82.828 ☑
- hemorrhage T82.838 ☑
- infection or inflammation T82.7 ☑
- mechanical
  - breakdown T82.515 ☑
  - displacement T82.525 ☑
  - leakage T82.535 ☑
  - malposition T82.525 ☑
  - obstruction T82.595 ☑
  - perforation T82.595 ☑
  - protrusion T82.595 ☑
- pain T82.848 ☑
- specified type NEC T82.898 ☑
- stenosis T82.858 ☑
- thrombosis T82.868 ☑

urethral catheter — *see* Complications, catheter, urethral, indwelling
vaccination T88.1 ☑

- anaphylaxis NEC T80.52 ☑
- arthropathy — *see* Arthropathy, postimmunization
- cellulitis T88.0 ☑
- encephalitis or encephalomyelitis G04.02
- infection (general) (local) NEC T88.0 ☑
- meningitis G03.8
- myelitis G04.02
- protein sickness T80.62 ☑
- rash T88.1 ☑
- reaction (allergic) T88.1 ☑
  - serum T80.62 ☑
- sepsis T88.0 ☑
- serum intoxication, sickness, rash, or other serum reaction NEC T80.62 ☑
  - anaphylactic shock T80.52 ☑
- shock (allergic) (anaphylactic) T80.52 ☑
- vaccinia (generalized) (localized) T88.1 ☑

vas deferens device or implant — *see* Complications, genitourinary, device or implant, genital tract

vascular I99.9

- device or implant T82.9 ☑
  - embolism T82.818 ☑
  - fibrosis T82.828 ☑
  - hemorrhage T82.838 ☑
  - infection or inflammation T82.7 ☑
  - mechanical
    - breakdown T82.519 ☑
      - specified device NEC T82.518 ☑
    - displacement T82.529 ☑
      - specified device NEC T82.528 ☑
    - leakage T82.539 ☑
      - specified device NEC T82.538 ☑
    - malposition T82.529 ☑
      - specified device NEC T82.528 ☑

- obstruction T82.599 ☑
  - specified device NEC T82.598 ☑
- perforation T82.599 ☑
  - specified device NEC T82.598 ☑
- protrusion T82.599 ☑
  - specified device NEC T82.598 ☑
- pain T82.848 ☑
- specified type NEC T82.898 ☑
- stenosis T82.858 ☑
- thrombosis T82.868 ☑

dialysis catheter — *see* Complication, catheter, dialysis

following infusion, therapeutic injection or transfusion T80.1 ☑

graft T82.9 ☑

- embolism T82.818 ☑
- fibrosis T82.828 ☑
- hemorrhage T82.838 ☑
- mechanical
  - breakdown T82.319 ☑
    - aorta (bifurcation) T82.310 ☑
    - carotid artery T82.311 ☑
    - specified vessel NEC T82.318 ☑
  - displacement T82.329 ☑
    - aorta (bifurcation) T82.320 ☑
    - carotid artery T82.321 ☑
    - specified vessel NEC T82.328 ☑
  - leakage T82.339 ☑
    - aorta (bifurcation) T82.330 ☑
    - carotid artery T82.331 ☑
    - femoral artery T82.332 ☑
    - specified vessel NEC T82.338 ☑
  - malposition T82.329 ☑

- aorta (bifurcation) T82.320 ☑
- carotid artery T82.321 ☑
- specified vessel NEC T82.328 ☑
- obstruction T82.399 ☑
  - aorta (bifurcation) T82.390 ☑
  - carotid artery T82.391 ☑
  - specified vessel NEC T82.398 ☑
- perforation T82.399 ☑
  - aorta (bifurcation) T82.390 ☑
  - carotid artery T82.391 ☑
  - specified vessel NEC T82.398 ☑
- protrusion T82.399 ☑
  - aorta (bifurcation) T82.390 ☑
  - carotid artery T82.391 ☑
  - specified vessel NEC T82.398 ☑
- pain T82.848 ☑
- specified complication NEC T82.898 ☑
- stenosis T82.858 ☑
- thrombosis T82.868 ☑

postoperative — *see* Complications, postoperative, circulatory

vena cava device (filter) (sieve) (umbrella) — *see* Complications, umbrella device, vascular

ventilation therapy NEC T81.81 ☑

ventilator

- mechanical J95.850
  - specified NEC J95.859

ventricular (communicating) shunt (device) T85.9 ☑

- embolism T85.810 ☑
- fibrosis T85.820 ☑
- hemorrhage T85.830 ☑
- infection and inflammation T85.730 ☑
- mechanical

- breakdown T85.01 ☑
- displacement T85.02 ☑
- leakage T85.03 ☑
- malposition T85.02 ☑
- obstruction T85.09 ☑
- perforation T85.09 ☑
- protrusion T85.09 ☑
- specified NEC T85.09 ☑
- pain T85.840 ☑
- specified type NEC T85.890 ☑
- stenosis T85.850 ☑
- thrombosis T85.860 ☑
- wire suture, permanent (implanted) — *see* Complications, suture, permanent

Compressed air disease T70.3 ☑

Compression

- with injury - code by Nature of injury
- artery I77.1
  - celiac, syndrome I77.4
- brachial plexus G54.0
- brain (stem) G93.5
  - due to
    - contusion (diffuse) (*see also* Injury, intracranial, diffuse) S06.A0 ☑
      - with herniation S06.A1 ☑
      - focal (*see also* Injury, intracranial, focal) S06.A0 ☑
        - with herniation S06.A1 ☑
    - injury NEC (*see also* Injury, intracranial, diffuse) S06.A0 ☑
  - nontraumatic G93.5
  - traumatic (*see also* Injury, intracranial, diffuse) S06.A0 ☑
    - with herniation S06.A1 ☑

- bronchus J98.09
- cauda equina G83.4
- celiac (artery) (axis) I77.4
- cerebral — *see* Compression, brain
- cervical plexus G54.2
- cord
  - spinal — *see* Compression, spinal
  - umbilical — *see* Compression, umbilical cord
- cranial nerve G52.9
  - eighth — *see* subcategory H93.3 ☑
  - eleventh G52.8
  - fifth G50.8
  - first G52.0
  - fourth — *see* Strabismus, paralytic, fourth nerve
  - ninth G52.1
  - second — *see* Disorder, nerve, optic
  - seventh G51.8
  - sixth — *see* Strabismus, paralytic, sixth nerve
  - tenth G52.2
  - third — *see* Strabismus, paralytic, third nerve
  - twelfth G52.3
- diver's squeeze T70.3 ☑
- during birth (newborn) P15.9
- esophagus K22.2
- eustachian tube — *see* Obstruction, eustachian tube, cartilagenous
- facies Q67.1
- fracture
  - nontraumatic NOS — *see* Collapse, vertebra
  - pathological — *see* Fracture, pathological
  - traumatic — *see* Fracture, traumatic

- heart — *see* Disease, heart
- intestine — *see* Obstruction, intestine
- laryngeal nerve, recurrent G52.2
  - with paralysis of vocal cords and larynx J38.00
    - bilateral J38.02
    - unilateral J38.01
- lumbosacral plexus G54.1
- lung J98.4
- lymphatic vessel I89.0
- medulla — *see* Compression, brain
- nerve (*see also* Disorder, nerve) G58.9
  - arm NEC — *see* Mononeuropathy, upper limb
  - axillary G54.0
  - cranial — *see* Compression, cranial nerve
  - leg NEC — *see* Mononeuropathy, lower limb
  - median (in carpal tunnel) — *see* Syndrome, carpal tunnel
  - optic — *see* Disorder, nerve, optic
  - plantar — *see* Lesion, nerve, plantar
  - posterior tibial (in tarsal tunnel) — *see* Syndrome, tarsal tunnel
  - root or plexus NOS (in) G54.9
    - intervertebral disc disorder NEC — *see* Disorder, disc, with, radiculopathy
      - with myelopathy — *see* Disorder, disc, with, myelopathy
    - neoplastic disease (*see also* Neoplasm) D49.9 *[G55]*
    - spondylosis — *see* Spondylosis, with radiculopathy
  - sciatic (acute) — *see* Lesion, nerve, sciatic
  - sympathetic G90.89
  - traumatic — *see* Injury, nerve
  - ulnar — *see* Lesion, nerve, ulnar
  - upper extremity NEC — *see* Mononeuropathy, upper limb
- spinal (cord) G95.20

- by displacement of intervertebral disc NEC (*see also* Disorder, disc, with, myelopathy)
- nerve root NOS G54.9
  - due to displacement of intervertebral disc NEC — *see* Disorder, disc, with, radiculopathy
    - with myelopathy — *see* Disorder, disc, with, myelopathy
- specified NEC G95.29
- spondylogenic (cervical) (lumbar, lumbosacral) (thoracic) — *see* Spondylosis, with myelopathy NEC
  - anterior — *see* Syndrome, anterior, spinal artery, compression
- traumatic — *see* Injury, spinal cord, by region

subcostal nerve (syndrome) — *see* Mononeuropathy, upper limb, specified NEC
sympathetic nerve NEC G90.89
syndrome T79.5 ☑
trachea J39.8
ulnar nerve (by scar tissue) — *see* Lesion, nerve, ulnar
umbilical cord
- complicating delivery O69.2 ☑
  - cord around neck O69.1 ☑
  - prolapse O69.0 ☑
  - specified NEC O69.2 ☑

ureter N13.5
vein I87.1
vena cava (inferior) (superior) I87.1

Compulsion, compulsive
- gambling F63.0
- neurosis F42.8
- personality F60.5
- states F42.8
- swearing F42.8
  - in Gilles de la Tourette's syndrome F95.2
- tics and spasms F95.9

Concato's disease (pericardial polyserositis) A19.9
- nontubercular I31.1
- pleural — *see* Pleurisy, with effusion

- **Concavity** chest wall M95.4
- **Concealed** penis Q55.64
- **Concern** (normal) about sick person in family Z63.6
- **Concrescence** (teeth) K00.2
- **Concretio** cordis I31.1
  - rheumatic I09.2
- **Concretion** (*see also* Calculus)
  - appendicular K38.1
  - canaliculus — *see* Dacryolith
  - clitoris N90.89
  - conjunctiva H11.12 ☑
  - eyelid — *see* Disorder, eyelid, specified type NEC
  - lacrimal passages — *see* Dacryolith
  - prepuce (male) N47.8
  - salivary gland (any) K11.5
  - seminal vesicle N50.89
  - tonsil J35.8
- **Concussion** (brain) (cerebral) (current) S06.0X9 ☑
  - with
    - loss of consciousness
      - 30 minutes or less S06.0X1 ☑
      - brief S06.0X1 ☑
      - status unknown S06.0XA ☑
      - unspecified duration S06.0X9 ☑
    - no loss of consciousness S06.0X0 ☑
  - blast (air) (hydraulic) (immersion) (underwater)
    - abdomen or thorax — *see* Injury, blast, by site
    - ear with acoustic nerve injury — *see* Injury, nerve, acoustic, specified type NEC

- cauda equina S34.3 ☑
- conus medullaris S34.02 ☑
- ocular S05.8X ☑
- spinal (cord)
  - cervical S14.0 ☑
  - lumbar S34.01 ☑
  - sacral S34.02 ☑
  - thoracic S24.0 ☑
- syndrome F07.81
- without loss of consciousness S06.0X0 ☑

Condition (*see also* Disease)
- Fontan-associated, specified NEC I27.848
- post COVID-19 U09.9

Conditions arising in the perinatal period — *see* Newborn, affected by

Conduct disorder — *see* Disorder, conduct

Condyloma A63.0
- acuminatum A63.0
- gonorrheal A54.09
- latum A51.31
- syphilitic A51.31
  - congenital A50.07
- venereal, syphilitic A51.31

Conflagration (*see also* Burn)
- asphyxia (by inhalation of gases, fumes or vapors) (*see also* Table of Drugs and Chemicals) T59.9 ☑

Conflict (with) (*see also* Discord)
- family Z63.8
- grandparent-child Z62.831
- group home staff-child Z62.833
- kinship-care child Z62.831
- marital Z63.0
  - involving divorce or estrangement Z63.5

- non-parental relative legal guardian-child Z62.831
- non-parental relative-child Z62.831
- non-relative guardian-child Z62.832
- other relative-child Z62.831
- parent-child Z62.820
  - parent-adopted child Z62.821
  - parent-biological child Z62.820
  - parent-foster child Z62.822
  - parent-step child Z62.823
- social role NEC Z73.5

Confluent — *see* condition

Confusion, confused R41.0
- epileptic F05
- mental state (psychogenic) F44.89
- psychogenic F44.89
- reactive (from emotional stress, psychological trauma) F44.89

Confusional arousals G47.51

Congelation T69.9 ☑

Congenital (*see also* condition)
- aortic septum Q25.49
- intrinsic factor deficiency D51.0
- malformation — *see* Anomaly

Congestion, congestive
- bladder N32.89
- bowel K63.89
- brain G93.89
- breast N64.59
- bronchial J98.09
- catarrhal J31.0
- chest R09.89
- chill, malarial — *see* Malaria
- circulatory NEC I99.8
- duodenum K31.89

- eye — *see* Hyperemia, conjunctiva
- facial, due to birth injury P15.4
- general R68.89
- glottis J37.0
- heart — *see* Failure, heart, congestive
- hepatic K76.1
- hypostatic (lung) — *see* Edema, lung
- intestine K63.89
- kidney N28.89
- labyrinth — *see* subcategory H83.8 ☑
- larynx J37.0
- liver K76.1
- lung R09.89
  - active or acute — *see* Pneumonia
- malaria, malarial — *see* Malaria
- nasal R09.81
- nose R09.81
- orbit, orbital (*see also* Exophthalmos)
  - inflammatory (chronic) — *see* Inflammation, orbit
- ovary N83.8
- pancreas K86.89
- pelvic, female N94.89
- pleural J94.8
- prostate (active) N42.1
- pulmonary — *see* Congestion, lung
- renal N28.89
- retina H35.81
- seminal vesicle N50.1
- spinal cord G95.19
- spleen (chronic) D73.2
- stomach K31.89
- trachea — *see* Tracheitis
- urethra N36.8
- uterus N85.8

- with subinvolution N85.3
- venous (passive) I87.8
- viscera R68.89

Congestive — *see* Congestion

Conical
- cervix (hypertrophic elongation) N88.4
- cornea — *see* Keratoconus
- teeth K00.2

Conjoined twins Q89.4

Conjugal maladjustment Z63.0
- involving divorce or estrangement Z63.5

Conjunctiva — *see* condition

Conjunctivitis (staphylococcal) (streptococcal) NOS H10.9
- Acanthamoeba B60.12
- acute H10.3 ☑
  - atopic H10.1 ☑
  - mucopurulent H10.02 ☑
    - follicular H10.01 ☑
  - chemical (*see also* Corrosion, cornea) H10.21 ☑
  - pseudomembranous H10.22 ☑
  - serous except viral H10.23 ☑
    - viral — *see* Conjunctivitis, viral
  - toxic H10.21 ☑
- adenoviral (acute) (follicular) B30.1
- allergic (acute) — *see* Conjunctivitis, acute, atopic
  - chronic H10.45
    - vernal H10.44

- anaphylactic — *see* Conjunctivitis, acute, atopic
- Apollo B30.3
- atopic (acute) — *see* Conjunctivitis, acute, atopic
- Béal's B30.2
- blennorrhagic (gonococcal) (neonatorum) A54.31
- chemical (acute) (*see also* Corrosion, cornea) H10.21 ☑
- chlamydial A74.0
  - due to trachoma A71.1
  - neonatal P39.1
- chronic (nodosa) (petrificans) (phlyctenular) H10.40 ☑
  - allergic H10.45
    - vernal H10.44
  - follicular H10.43 ☑
  - giant papillary H10.41 ☑
  - simple H10.42 ☑
  - vernal H10.44
- coxsackievirus 24 B30.3
- diphtheritic A36.86
- due to
  - dust — *see* Conjunctivitis, acute, atopic
  - filariasis B74.9
  - mucocutaneous leishmaniasis B55.2
- enterovirus type 70 (hemorrhagic) B30.3
- epidemic (viral) B30.9
  - hemorrhagic B30.3
- gonococcal (neonatorum) A54.31
- granular (trachomatous) A71.1
  - sequelae (late effect) B94.0
- hemorrhagic (acute) (epidemic) B30.3
- herpes zoster B02.31
- in (due to)

- Acanthamoeba B60.12
- adenovirus (acute) (follicular) B30.1
- Chlamydia A74.0
- coxsackievirus 24 B30.3
- diphtheria A36.86
- enterovirus type 70 (hemorrhagic) B30.3
- filariasis B74.9
- gonococci A54.31
- herpes (simplex) virus B00.53
  - zoster B02.31
- infectious disease NEC B99 ☑
- meningococci A39.89
- mucocutaneous leishmaniasis B55.2
- rosacea H10.82 ☑
- syphilis (late) A52.71
- zoster B02.31

inclusion A74.0
infantile P39.1
- gonococcal A54.31

Koch-Weeks' — *see* Conjunctivitis, acute, mucopurulent
light — *see* Conjunctivitis, acute, atopic
ligneous — *see* Blepharoconjunctivitis, ligneous
meningococcal A39.89
mucopurulent — *see* Conjunctivitis, acute, mucopurulent
neonatal P39.1
- gonococcal A54.31

Newcastle B30.8
of Béal B30.2
parasitic
- filariasis B74.9
- mucocutaneous leishmaniasis B55.2

- Parinaud's H10.89
- petrificans H10.89
- rosacea H10.82 ☑
- specified NEC H10.89
- swimming-pool B30.1
- trachomatous A71.1
  - acute A71.0
  - sequelae (late effect) B94.0
- traumatic NEC H10.89
- tuberculous A18.59
- tularemic A21.1
- tularensis A21.1
- viral B30.9
  - due to
    - adenovirus B30.1
    - enterovirus B30.3
  - specified NEC B30.8

Conjunctivochalasis H11.82 ☑

Connective tissue — *see* condition

Conn's syndrome E26.01

Conradi (-Hunermann) disease Q77.3

Consanguinity Z84.3
- counseling Z71.89

Conscious simulation (of illness) Z76.5

Consecutive — *see* condition

Consolidation lung (base) — *see* Pneumonia, lobar

Constipation (atonic) (neurogenic) (simple) (spastic) K59.00
- chronic K59.09
  - idiopathic K59.04

- drug-induced K59.03
- functional K59.04
- outlet dysfunction K59.02
- psychogenic F45.8
- slow transit K59.01
- specified NEC K59.09

Constitutional (*see also* condition)
- substandard F60.7

Constitutionally substandard F60.7

Constriction (*see also* Stricture)
- auditory canal — *see* Stenosis, external ear canal
- bronchial J98.09
- duodenum K31.5
- esophagus K22.2
- external
  - abdomen, abdominal (wall) S30.841 ☑
  - alveolar process S00.542 ☑
  - ankle S90.54 ☑
  - antecubital space — *see* Constriction, external, forearm
  - arm (upper) S40.84 ☑
  - auricle — *see* Constriction, external, ear
  - axilla — *see* Constriction, external, arm
  - back, lower S30.840 ☑
  - breast S20.14 ☑
  - brow S00.84 ☑
  - buttock S30.840 ☑
  - calf — *see* Constriction, external, leg
  - canthus — *see* Constriction, external, eyelid
  - cheek S00.84 ☑
    - internal S00.542 ☑

- chest wall — *see* Constriction, external, thorax
- chin S00.84 ☑
- clitoris S30.844 ☑
- costal region — *see* Constriction, external, thorax
- digit(s)
  - foot — *see* Constriction, external, toe
  - hand — *see* Constriction, external, finger
- ear S00.44 ☑
- elbow S50.34 ☑
- epididymis S30.843 ☑
- epigastric region S30.841 ☑
- esophagus, cervical S10.14 ☑
- eyebrow — *see* Constriction, external, eyelid
- eyelid S00.24 ☑
- face S00.84 ☑
- finger(s) S60.44 ☑
  - index S60.44 ☑
  - little S60.44 ☑
  - middle S60.44 ☑
  - ring S60.44 ☑
- flank S30.84A ☑
- foot (except toe(s) alone) S90.84 ☑
  - toe — *see* Constriction, external, toe
- forearm S50.84 ☑
  - elbow only — *see* Constriction, external, elbow
- forehead S00.84 ☑
- genital organs, external
  - female S30.846 ☑
  - male S30.845 ☑

- groin S30.841 ☑
- gum S00.542 ☑
- hand S60.54 ☑
- head S00.94 ☑
  - ear — *see* Constriction, external, ear
  - eyelid — *see* Constriction, external, eyelid
  - lip S00.541 ☑
  - nose S00.34 ☑
  - oral cavity S00.542 ☑
  - scalp S00.04 ☑
  - specified site NEC S00.84 ☑
- heel — *see* Constriction, external, foot
- hip S70.24 ☑
- inguinal region S30.841 ☑
- interscapular region S20.449 ☑
- jaw S00.84 ☑
- knee S80.24 ☑
- labium (majus) (minus) S30.844 ☑
- larynx S10.14 ☑
- leg (lower) S80.84 ☑
  - knee — *see* Constriction, external, knee
  - upper — *see* Constriction, external, thigh
- lip S00.541 ☑
- lower back S30.840 ☑
- lumbar region S30.840 ☑
- malar region S00.84 ☑
- mammary — *see* Constriction, external, breast
- mastoid region S00.84 ☑
- mouth S00.542 ☑
- nail

- finger — *see* Constriction, external, finger
- toe — *see* Constriction, external, toe

nasal S00.34 ☑
neck S10.94 ☑
- specified site NEC S10.84 ☑
- throat S10.14 ☑

nose S00.34 ☑
occipital region S00.04 ☑
oral cavity S00.542 ☑
orbital region — *see* Constriction, external, eyelid
palate S00.542 ☑
palm — *see* Constriction, external, hand
parietal region S00.04 ☑
pelvis S30.840 ☑
penis S30.842 ☑
perineum
- female S30.844 ☑
- male S30.840 ☑

periocular area — *see* Constriction, external, eyelid
phalanges
- finger — *see* Constriction, external, finger
- toe — *see* Constriction, external, toe

pharynx S10.14 ☑
pinna — *see* Constriction, external, ear
popliteal space — *see* Constriction, external, knee
prepuce S30.842 ☑
pubic region S30.840 ☑
pudendum
- female S30.846 ☑
- male S30.845 ☑

- sacral region S30.840 ☑
- scalp S00.04 ☑
- scapular region — *see* Constriction, external, shoulder
- scrotum S30.843 ☑
- shin — *see* Constriction, external, leg
- shoulder S40.24 ☑
- sternal region S20.349 ☑
- submaxillary region S00.84 ☑
- submental region S00.84 ☑
- subungual
  - finger(s) — *see* Constriction, external, finger
  - toe(s) — *see* Constriction, external, toe
- supraclavicular fossa S10.84 ☑
- supraorbital S00.84 ☑
- temple S00.84 ☑
- temporal region S00.84 ☑
- testis S30.843 ☑
- thigh S70.34 ☑
- thorax, thoracic (wall) S20.94 ☑
  - back S20.44 ☑
  - front S20.34 ☑
- throat S10.14 ☑
- thumb S60.34 ☑
- toe(s) (lesser) S90.44 ☑
  - great S90.44 ☑
- tongue S00.542 ☑
- trachea S10.14 ☑
- tunica vaginalis S30.843 ☑
- uvula S00.542 ☑
- vagina S30.844 ☑
- vulva S30.844 ☑
- wrist S60.84 ☑

- gallbladder — *see* Obstruction, gallbladder
- intestine — *see* Obstruction, intestine
- larynx J38.6
  - congenital Q31.8
    - specified NEC Q31.8
    - subglottic Q31.1
- organ or site, congenital NEC — *see* Atresia, by site
- prepuce (acquired) (congenital) N47.1
- pylorus (adult hypertrophic) K31.1
  - congenital or infantile Q40.0
  - newborn Q40.0
- ring dystocia (uterus) O62.4
- spastic (*see also* Spasm)
  - ureter N13.5
- ureter N13.5
  - with infection N13.6
- urethra — *see* Stricture, urethra
- visual field (peripheral) (functional) — *see* Defect, visual field

Constrictive — *see* condition

Consultation

- medical — *see* Counseling, medical
- religious Z71.81
- specified reason NEC Z71.89
- spiritual Z71.81
- without complaint or sickness Z71.9
  - feared complaint unfounded Z71.1
  - specified reason NEC Z71.89

Consumption — *see* Tuberculosis

Contact (with) (*see also* Exposure (to))

- acariasis Z20.7
- AIDS virus Z20.6
- air pollution Z77.110
- algae and algae toxins Z77.121
- algae bloom Z77.121
- anthrax Z20.810
- aromatic amines Z77.020
- aromatic (hazardous) compounds NEC Z77.028
- aromatic dyes NOS Z77.028
- arsenic Z77.010
- asbestos Z77.090
- bacterial disease NEC Z20.818
- benzene Z77.021
- blue-green algae bloom Z77.121
- body fluids (potentially hazardous) Z77.21
- brown tide Z77.121
- chemicals (chiefly nonmedicinal) (hazardous) NEC Z77.098
- cholera Z20.09
- chromium compounds Z77.018
- communicable disease Z20.9
  - bacterial NEC Z20.818
  - specified NEC Z20.89
  - viral NEC Z20.828
  - Zika virus Z20.821
- coronavirus (disease) (novel) 2019 Z20.822
- COVID-19 Z20.822
- cyanobacteria bloom Z77.121
- dyes Z77.098
- Escherichia coli (E. coli) Z20.01
- fiberglass — *see* Table of Drugs and Chemicals, fiberglass
- German measles Z20.4

- gonorrhea Z20.2
- hazardous metals NEC Z77.018
- hazardous substances NEC Z77.29
- hazards in the physical environment NEC Z77.128
- hazards to health NEC Z77.9
- HIV Z20.6
- HTLV-III/LAV Z20.6
- human immunodeficiency virus (HIV) Z20.6
- infection Z20.9
  - specified NEC Z20.89
- infestation (parasitic) NEC Z20.7
- intestinal infectious disease NEC Z20.09
  - Escherichia coli (E. coli) Z20.01
- lead Z77.011
- positive maternal group B streptococcus P00.82
- meningococcus Z20.811
- mold (toxic) Z77.120
- nickel dust Z77.018
- noise Z77.122
- parasitic disease Z20.7
- pediculosis Z20.7
- pfiesteria piscicida Z77.121
- poliomyelitis Z20.89
- pollution
  - air Z77.110
  - environmental NEC Z77.118
  - soil Z77.112
  - water Z77.111

- polycyclic aromatic hydrocarbons Z77.028
- rabies Z20.3
- radiation, naturally occurring NEC Z77.123
- radon Z77.123
- red tide (Florida) Z77.121
- rubella Z20.4
- SARS-CoV-2 Z20.822
- sexually-transmitted disease Z20.2
- smallpox (laboratory) Z20.89
- syphilis Z20.2
- tuberculosis Z20.1
- uranium Z77.012
- varicella Z20.820
- venereal disease Z20.2
- viral disease NEC Z20.828
- viral hepatitis Z20.5
- war theater (Gulf) (Persian Gulf) Z77.31
  - specified NEC Z77.39
- water pollution Z77.111
- Zika virus Z20.821

Contamination, food — *see* Intoxication, foodborne

Contraception, contraceptive

- advice Z30.09
- counseling Z30.09
- device (intrauterine) (in situ) Z97.5
  - causing menorrhagia T83.83 ☑
  - checking Z30.431
  - complications — *see* Complications, intrauterine, contraceptive device
  - in place Z97.5
  - initial prescription Z30.014
  - reinsertion Z30.433
  - removal Z30.432
  - replacement Z30.433

- emergency (postcoital) Z30.012
- initial prescription Z30.019
  - barrier Z30.018
  - diaphragm Z30.018
  - injectable Z30.013
  - intrauterine device Z30.014
  - pills Z30.011
  - postcoital (emergency) Z30.012
  - specified type NEC Z30.018
  - subdermal implantable Z30.017
  - transdermal patch hormonal Z30.016
  - vaginal ring hormonal Z30.015
- maintenance Z30.40
  - barrier Z30.49
  - diaphragm Z30.49
  - examination Z30.8
  - injectable Z30.42
  - intrauterine device Z30.431
  - pills Z30.41
  - specified type NEC Z30.49
  - subdermal implantable Z30.46
  - transdermal patch hormonal Z30.45
  - vaginal ring hormonal Z30.44
- management Z30.9
  - specified NEC Z30.8
- postcoital (emergency) Z30.012
- prescription Z30.019
  - repeat Z30.40
- sterilization Z30.2
- surveillance (drug) — *see* Contraception, maintenance

Contraction(s), contracture, contracted
- Achilles tendon (*see also* Short, tendon, Achilles)
  - congenital Q66.89

- amputation stump (surgical) (flexion) (late) (next proximal joint) T87.89
- anus K59.89
- bile duct (common) (hepatic) K83.8
- bladder N32.89
  - neck or sphincter N32.0
- bowel, cecum, colon or intestine, any part — *see* Obstruction, intestine
- Braxton Hicks — *see* False, labor
- breast implant, capsular T85.44 ☑
- bronchial J98.09
- burn (old) — *see* Cicatrix
- cervix — *see* Stricture, cervix
- cicatricial — *see* Cicatrix
- conjunctiva, trachomatous, active A71.1
  - sequelae (late effect) B94.0
- Dupuytren's M72.0
- eyelid — *see* Disorder, eyelid function
- fascia (lata) (postural) M72.8
  - Dupuytren's M72.0
  - palmar M72.0
  - plantar M72.2
- finger NEC (*see also* Deformity, finger)
  - congenital Q68.1
  - joint — *see* Contraction, joint, hand
- flaccid — *see* Contraction, paralytic
- gallbladder K82.0
- heart valve — *see* Endocarditis
- hip — *see* Contraction, joint, hip
- hourglass
  - bladder N32.89
    - congenital Q64.79
  - gallbladder K82.0

- congenital Q44.1
- stomach K31.89
  - congenital Q40.2
  - psychogenic F45.8
- uterus (complicating delivery) O62.4

hysterical F44.4
internal os — *see* Stricture, cervix
joint (abduction) (acquired) (adduction) (flexion) (rotation) M24.50
- ankle M24.57 ☑
- congenital NEC Q68.8
  - hip Q65.89
- elbow M24.52 ☑
- foot joint M24.57 ☑
- hand joint M24.54 ☑
- hip M24.55 ☑
  - congenital Q65.89
- hysterical F44.4
- knee M24.56 ☑
- shoulder M24.51 ☑
- specified site NEC M24.59
- wrist M24.53 ☑

kidney (granular) (secondary) N26.9
- congenital Q63.8
- hydronephritic — *see* Hydronephrosis
- Page N26.2
- pyelonephritic — *see* Pyelitis, chronic
- tuberculous A18.11

ligament (*see also* Disorder, ligament)
- congenital Q79.8

muscle (postinfective) (postural) NEC M62.40

- with contracture of joint — *see* Contraction, joint
  - ankle M62.47 ☑
  - congenital Q79.8
    - sternocleidomastoid Q68.0
  - extraocular — *see* Strabismus
  - eye (extrinsic) — *see* Strabismus
  - foot M62.47 ☑
  - forearm M62.43 ☑
  - hand M62.44 ☑
  - hysterical F44.4
  - ischemic (Volkmann's) T79.6 ☑
  - lower leg M62.46 ☑
  - multiple sites M62.49
  - pelvic region M62.45 ☑
  - posttraumatic — *see* Strabismus, paralytic
  - psychogenic F45.8
    - conversion reaction F44.4
  - shoulder region M62.41 ☑
  - specified site NEC M62.48
  - thigh M62.45 ☑
  - upper arm M62.42 ☑
- neck — *see* Torticollis
- ocular muscle — *see* Strabismus
- organ or site, congenital NEC — *see* Atresia, by site
- outlet (pelvis) — *see* Contraction, pelvis
- palmar fascia M72.0
- paralytic
  - joint — *see* Contraction, joint
  - muscle (*see also* Contraction, muscle NEC)
    - ocular — *see* Strabismus, paralytic
- pelvis (acquired) (general) M95.5

- with disproportion (fetopelvic) O33.1
  - causing obstructed labor O65.1
  - inlet O33.2
  - mid-cavity O33.3 ☑
  - outlet O33.3 ☑
- plantar fascia M72.2
- premature
  - atrium I49.1
  - auriculoventricular I49.49
  - heart I49.49
  - junctional I49.2
  - supraventricular I49.1
  - ventricular I49.3
- prostate N42.89
- pylorus NEC (*see also* Pylorospasm)
  - psychogenic F45.8
- rectum, rectal (sphincter) K59.89
- ring (Bandl's) (complicating delivery) O62.4
- scar — *see* Cicatrix
- spine — *see* Dorsopathy, deforming
- sternocleidomastoid (muscle), congenital Q68.0
- stomach K31.89
  - hourglass K31.89
    - congenital Q40.2
    - psychogenic F45.8
  - psychogenic F45.8
- tendon (sheath) M62.40
  - with contracture of joint — *see* Contraction, joint
  - Achilles — *see* Short, tendon, Achilles
  - ankle M62.47 ☑
    - Achilles — *see* Short, tendon, Achilles

- foot M62.47 ☑
- forearm M62.43 ☑
- hand M62.44 ☑
- lower leg M62.46 ☑
- multiple sites M62.49
- neck M62.48
- pelvic region M62.45 ☑
- shoulder region M62.41 ☑
- specified site NEC M62.48
- thigh M62.45 ☑
- thorax M62.48
- trunk M62.48
- upper arm M62.42 ☑

toe — *see* Deformity, toe, specified NEC

ureterovesical orifice (postinfectional) N13.5
- with infection N13.6

urethra (*see also* Stricture, urethra)
- orifice N32.0

uterus N85.8
- abnormal NEC O62.9
- clonic (complicating delivery) O62.4
- dyscoordinate (complicating delivery) O62.4
- hourglass (complicating delivery) O62.4
- hypertonic O62.4
- hypotonic NEC O62.2
- inadequate
  - primary O62.0
  - secondary O62.1
- incoordinate (complicating delivery) O62.4
- poor O62.2
- tetanic (complicating delivery) O62.4

- vagina (outlet) N89.5
- vesical N32.89
  - neck or urethral orifice N32.0
- visual field — *see* Defect, visual field, generalized
- Volkmann's (ischemic) T79.6 ☑

Contusion (skin surface intact) T14.8 ☑

- abdomen, abdominal (muscle) (wall) S30.11 ☑
- adnexa, eye NEC S05.8X ☑
- adrenal gland S37.812 ☑
- alveolar process S00.532 ☑
- ankle S90.0 ☑
- antecubital space — *see* Contusion, forearm
- anus S30.3 ☑
- arm (upper) S40.02 ☑
  - lower (with elbow) — *see* Contusion, forearm
- auditory canal — *see* Contusion, ear
- auricle — *see* Contusion, ear
- axilla — *see* Contusion, arm, upper
- back (*see also* Contusion, thorax, back)
  - lower S30.0 ☑
- bile duct S36.13 ☑
- bladder S37.22 ☑
- bone NEC T14.8 ☑
- brain (diffuse) — *see* Injury, intracranial, diffuse
  - focal — *see* Injury, intracranial, focal
- brainstem S06.38 ☑
- breast S20.0 ☑
- broad ligament S37.892 ☑
- brow S00.83 ☑
- buttock S30.0 ☑
- canthus, eye S00.1 ☑
- cauda equina S34.3 ☑
- cerebellar, traumatic S06.37 ☑
- cerebral S06.33 ☑

- left side S06.32
- right side S06.31
- cheek S00.83
  - internal S00.532
- chest (wall) — *see* Contusion, thorax
- chin S00.83
- clitoris S30.23
- colon — *see* Injury, intestine, large, contusion
- common bile duct S36.13
- conjunctiva S05.1
  - with foreign body (in conjunctival sac) — *see* Foreign body, conjunctival sac
- conus medullaris (spine) S34.139
- cornea — *see* Contusion, eyeball
  - with foreign body — *see* Foreign body, cornea
- corpus cavernosum S30.21
- cortex (brain) (cerebral) — *see* Injury, intracranial, diffuse
  - focal — *see* Injury, intracranial, focal
- costal region — *see* Contusion, thorax
- cystic duct S36.13
- diaphragm S27.802
- duodenum S36.420
- ear S00.43
- elbow S50.0
  - with forearm — *see* Contusion, forearm
- epididymis S30.22
- epigastric region S30.11
- epiglottis S10.0
- esophagus (thoracic) S27.812
  - cervical S10.0

- eyeball S05.1 ☑
- eyebrow S00.1 ☑
- eyelid (and periocular area) S00.1 ☑
- face NEC S00.83 ☑
- fallopian tube S37.529 ☑
  - bilateral S37.522 ☑
  - unilateral S37.521 ☑
- femoral triangle S30.11 ☑
- finger(s) S60.00 ☑
  - with damage to nail (matrix) S60.10 ☑
  - index S60.02 ☑
    - with damage to nail S60.12 ☑
  - little S60.05 ☑
    - with damage to nail S60.15 ☑
  - middle S60.03 ☑
    - with damage to nail S60.13 ☑
  - ring S60.04 ☑
    - with damage to nail S60.14 ☑
  - thumb — *see* Contusion, thumb
- flank (latus) region S30.13 ☑
- foot (except toe(s) alone) S90.3 ☑
  - toe — *see* Contusion, toe
- forearm S50.1 ☑
  - elbow only — *see* Contusion, elbow
- forehead S00.83 ☑
- gallbladder S36.122 ☑
- genital organs, external
  - female S30.202 ☑
  - male S30.201 ☑

- globe (eye) — *see* Contusion, eyeball
- groin S30.12 ☑
- gum S00.532 ☑
- hand S60.22 ☑
  - finger(s) — *see* Contusion, finger
  - wrist — *see* Contusion, wrist
- head S00.93 ☑
  - ear — *see* Contusion, ear
  - eyelid — *see* Contusion, eyelid
  - lip S00.531 ☑
  - nose S00.33 ☑
  - oral cavity S00.532 ☑
  - scalp S00.03 ☑
  - specified part NEC S00.83 ☑
- heart (*see also* Injury, heart) S26.91 ☑
- heel — *see* Contusion, foot
- hepatic duct S36.13 ☑
- hip S70.0 ☑
- ileum S36.428 ☑
- iliac region S30.12 ☑
- inguinal region S30.12 ☑
- interscapular region S20.229 ☑
- intra-abdominal organ S36.92 ☑
  - colon — *see* Injury, intestine, large, contusion
  - liver S36.112 ☑
  - pancreas — *see* Contusion, pancreas
  - rectum S36.62 ☑
  - small intestine — *see* Injury, intestine, small, contusion
  - specified organ NEC S36.892 ☑
  - spleen — *see* Contusion, spleen
  - stomach S36.32 ☑

- iris (eye) — *see* Contusion, eyeball
- jaw S00.83 ☑
- jejunum S36.428 ☑
- kidney S37.01 ☑
  - major (greater than 2 cm) S37.02 ☑
  - minor (less than 2 cm) S37.01 ☑
- knee S80.0 ☑
- labium (majus) (minus) S30.23 ☑
- lacrimal apparatus, gland or sac S05.8X ☑
- larynx S10.0 ☑
- leg (lower) S80.1 ☑
  - knee — *see* Contusion, knee
- lens — *see* Contusion, eyeball
- lip S00.531 ☑
- liver S36.112 ☑
- lower back S30.0 ☑
- lumbar region S30.0 ☑
- lung S27.329 ☑
  - bilateral S27.322 ☑
  - unilateral S27.321 ☑
- malar region S00.83 ☑
- mastoid region S00.83 ☑
- membrane, brain — *see* Injury, intracranial, diffuse
  - focal — *see* Injury, intracranial, focal
- mesentery S36.892 ☑
- mesosalpinx S37.892 ☑
- mouth S00.532 ☑
- muscle — *see* Contusion, by site
- nail
  - finger — *see* Contusion, finger, with damage to nail
  - toe — *see* Contusion, toe, with damage to nail

- nasal S00.33 ☑
- neck S10.93 ☑
  - specified site NEC S10.83 ☑
  - throat S10.0 ☑
- nerve — *see* Injury, nerve
- newborn P54.5
- nose S00.33 ☑
- occipital
  - lobe (brain) — *see* Injury, intracranial, diffuse
    - focal — *see* Injury, intracranial, focal
  - region (scalp) S00.03 ☑
- orbit (region) (tissues) S05.1 ☑
- ovary S37.429 ☑
  - bilateral S37.422 ☑
  - unilateral S37.421 ☑
- palate S00.532 ☑
- pancreas S36.229 ☑
  - body S36.221 ☑
  - head S36.220 ☑
  - tail S36.222 ☑
- parietal
  - lobe (brain) — *see* Injury, intracranial, diffuse
    - focal — *see* Injury, intracranial, focal
  - region (scalp) S00.03 ☑
- pelvic organ S37.92 ☑
  - adrenal gland S37.812 ☑
  - bladder S37.22 ☑
  - fallopian tube — *see* Contusion, fallopian tube
  - kidney — *see* Contusion, kidney
  - ovary — *see* Contusion, ovary
  - prostate S37.822 ☑
  - specified organ NEC S37.892 ☑
  - ureter S37.12 ☑
  - urethra S37.32 ☑
  - uterus S37.62 ☑

- pelvis S30.0 ☑
- penis S30.21 ☑
- perineum
  - female S30.23 ☑
  - male S30.0 ☑
- periocular area S00.1 ☑
- peritoneum S36.81 ☑
- periurethral tissue — *see* Contusion, urethra
- pharynx S10.0 ☑
- pinna — *see* Contusion, ear
- popliteal space — *see* Contusion, knee
- prepuce S30.21 ☑
- prostate S37.822 ☑
- pubic region S30.11 ☑
- pudendum
  - female S30.202 ☑
  - male S30.201 ☑
- quadriceps femoris — *see* Contusion, thigh
- rectum S36.62 ☑
- retroperitoneum S36.892 ☑
- round ligament S37.892 ☑
- sacral region S30.0 ☑
- scalp S00.03 ☑
  - due to birth injury P12.3
- scapular region — *see* Contusion, shoulder
- sclera — *see* Contusion, eyeball
- scrotum S30.22 ☑
- seminal vesicle S37.892 ☑
- shoulder S40.01 ☑
- skin NEC T14.8 ☑
- small intestine — *see* Injury, intestine, small, contusion
- spermatic cord S30.22 ☑
- spinal cord — *see* Injury, spinal cord, by region

- cauda equina S34.3 ☑
- conus medullaris S34.139 ☑
- spleen S36.029 ☑
  - major S36.021 ☑
  - minor S36.020 ☑
- sternal region S20.219 ☑
- stomach S36.32 ☑
- subconjunctival S05.1 ☑
- subcutaneous NEC T14.8 ☑
- submaxillary region S00.83 ☑
- submental region S00.83 ☑
- subperiosteal NEC T14.8 ☑
- subungual
  - finger — *see* Contusion, finger, with damage to nail
  - toe — *see* Contusion, toe, with damage to nail
- supraclavicular fossa S10.83 ☑
- supraorbital S00.83 ☑
- suprarenal gland S37.812 ☑
- temple (region) S00.83 ☑
- temporal
  - lobe (brain) — *see* Injury, intracranial, diffuse
    - focal — *see* Injury, intracranial, focal
  - region S00.83 ☑
- testis S30.22 ☑
- thigh S70.1 ☑
- thorax (wall) S20.20 ☑
  - back S20.22 ☑
  - front S20.21 ☑
- throat S10.0 ☑
- thumb S60.01 ☑
  - with damage to nail S60.11 ☑
- toe(s) (lesser) S90.12 ☑

- with damage to nail S90.22 ☑
- great S90.11 ☑
  - with damage to nail S90.21 ☑
- tongue S00.532 ☑
- trachea (cervical) S10.0 ☑
  - thoracic S27.52 ☑
- tunica vaginalis S30.22 ☑
- tympanum, tympanic membrane — *see* Contusion, ear
- ureter S37.12 ☑
- urethra S37.32 ☑
- urinary organ NEC S37.892 ☑
- uterus S37.62 ☑
- uvula S00.532 ☑
- vagina S30.23 ☑
- vas deferens S37.892 ☑
- vesical S37.22 ☑
- vocal cord(s) S10.0 ☑
- vulva S30.23 ☑
- wrist S60.21 ☑

Conus (congenital) (any type) Q14.8
- cornea — *see* Keratoconus
- medullaris syndrome G95.81

Conversion hysteria, neurosis or reaction F44.9

Converter, tuberculosis (test reaction) R76.11

Conviction (legal), anxiety concerning Z65.0
- with imprisonment Z65.1

Convulsions (idiopathic) (*see also* Seizure(s)) R56.9
- apoplectiform (cerebral ischemia) I67.82
- dissociative F44.5
- epileptic — *see* Epilepsy
- epileptiform, epileptoid — *see* Epilepsy
- ether (anesthetic) — *see* Table of Drugs and Chemicals, by drug
- febrile R56.00

with status epilepticus G40.901
complex R56.01
with status epilepticus G40.901
simple R56.00
hysterical F44.5
infantile P90
epilepsy — *see* Epilepsy
jacksonian — *see* Epilepsy, localization-related, symptomatic, with simple partial seizures
myoclonic G25.3
newborn P90
obstetrical (nephritic) (uremic) — *see* Eclampsia
paretic A52.17
post traumatic R56.1
psychomotor — *see* Epilepsy, localization-related, symptomatic, with complex partial seizures
recurrent R56.9
reflex R25.8
scarlatinal A38.8
tetanus, tetanic — *see* Tetanus
thymic E32.8
Convulsive (*see also* Convulsions)
Cooley's anemia D56.1
Coolie itch B76.9
Cooper's
disease — *see* Mastopathy, cystic
hernia — *see* Hernia, abdomen, specified site NEC
Copra itch B88.09
Coprophagy F50.89
Coprophobia F40.298
Coproporphyria, hereditary E80.29
Cor

- biloculare Q20.8
- bovis, bovinum — *see* Hypertrophy, cardiac
- pulmonale I27.81
  - acute I26.09
    - without pulmonary embolism I27.81
  - chronic I27.81
    - with chronic pulmonary embolism I27.82
- triatriatum, triatrium Q24.2
- triloculare Q20.8
  - biatrium Q20.4
  - biventriculare Q21.19

Corbus' disease (gangrenous balanitis) N48.1

Cord (*see also* condition)
- around neck
  - complicating delivery O69.81 ☑
    - with compression O69.1 ☑
- bladder G95.89
  - tabetic A52.19

Cordis ectopia Q24.8

Corditis (spermatic) N49.1

Corectopia Q13.2

Cori's disease (glycogen storage) E74.03

Corkhandler's disease or lung J67.3

Corkscrew esophagus K22.4

Corkworker's disease or lung J67.3

Corn (infected) L84

Cornea (*see also* condition)
- donor Z52.5
- plana Q13.4

- **Cornelia** de Lange syndrome Q87.19
- **Cornu** cutaneum L85.8
- **Cornual** gestation or pregnancy O00.80
  - with intrauterine pregnancy O00.81
- **Coronary** (artery) — *see* condition
- **Coronavirus** (infection)
  - 2019 (*see also* COVID-19) U07.1
  - as cause of disease classified elsewhere B97.29
  - coronavirus-19 (*see also* COVID-19) U07.1
  - COVID-19 (*see also* COVID-19) U07.1
  - SARS-associated B97.21
- **Corpora** (*see also* condition)
  - amylacea, prostate N42.89
  - cavernosa — *see* condition
- **Corpulence** — *see* Obesity
- **Corpus** — *see* condition
- **Corrected** transposition Q20.5
- **Corrosion** (injury) (acid) (caustic) (chemical) (lime) (external) (internal) T30.4
  - abdomen, abdominal (muscle) (wall) T21.42 ☑
    - first degree T21.52 ☑
    - second degree T21.62 ☑
    - third degree T21.72 ☑
  - above elbow T22.439 ☑
    - first degree T22.539 ☑
    - left T22.432 ☑
      - first degree T22.532 ☑
      - second degree T22.632 ☑
      - third degree T22.732 ☑
    - right T22.431 ☑

- first degree T22.531 ☑
- second degree T22.631 ☑
- third degree T22.731 ☑
- second degree T22.639 ☑
- third degree T22.739 ☑

alimentary tract NEC T28.7 ☑

ankle T25.419 ☑

- first degree T25.519 ☑
- left T25.412 ☑
  - first degree T25.512 ☑
  - second degree T25.612 ☑
  - third degree T25.712 ☑
- multiple with foot — *see* Corrosion, lower, limb, multiple, ankle and foot
- right T25.411 ☑
  - first degree T25.511 ☑
  - second degree T25.611 ☑
  - third degree T25.711 ☑
- second degree T25.619 ☑
- third degree T25.719 ☑

anus — *see* Corrosion, buttock

arm(s) (meaning upper limb(s)) — *see* Corrosion, upper limb

axilla T22.449 ☑

- first degree T22.549 ☑
- left T22.442 ☑
  - first degree T22.542 ☑
  - second degree T22.642 ☑
  - third degree T22.742 ☑
- right T22.441 ☑
  - first degree T22.541 ☑
  - second degree T22.641 ☑
  - third degree T22.741 ☑

- second degree T22.649 ☑
- third degree T22.749 ☑

back (lower) T21.44 ☑
- first degree T21.54 ☑
- second degree T21.64 ☑
- third degree T21.74 ☑
- upper T21.43 ☑
  - first degree T21.53 ☑
  - second degree T21.63 ☑
  - third degree T21.73 ☑

blisters - code as Corrosion, second degree, by site

breast(s) — *see* Corrosion, chest wall

buttock(s) T21.45 ☑
- first degree T21.55 ☑
- second degree T21.65 ☑
- third degree T21.75 ☑

calf T24.439 ☑
- first degree T24.539 ☑
- left T24.432 ☑
  - first degree T24.532 ☑
  - second degree T24.632 ☑
  - third degree T24.732 ☑
- right T24.431 ☑
  - first degree T24.531 ☑
  - second degree T24.631 ☑
  - third degree T24.731 ☑
- second degree T24.639 ☑
- third degree T24.739 ☑

canthus (eye) — *see* Corrosion, eyelid

cervix T28.8 ☑

cheek T20.46 ☑

- first degree T20.56 ☑
- second degree T20.66 ☑
- third degree T20.76 ☑

chest wall T21.41 ☑
- first degree T21.51 ☑
- second degree T21.61 ☑
- third degree T21.71 ☑

chin T20.43 ☑
- first degree T20.53 ☑
- second degree T20.63 ☑
- third degree T20.73 ☑

colon T28.7 ☑

conjunctiva (and cornea) — *see* Corrosion, cornea

cornea (and conjunctiva) T26.6 ☑

deep necrosis of underlying tissue - code as Corrosion, third degree, by site

dorsum of hand T23.469 ☑
- first degree T23.569 ☑
- left T23.462 ☑
  - first degree T23.562 ☑
  - second degree T23.662 ☑
  - third degree T23.762 ☑
- right T23.461 ☑
  - first degree T23.561 ☑
  - second degree T23.661 ☑
  - third degree T23.761 ☑
- second degree T23.669 ☑
- third degree T23.769 ☑

ear (auricle) (external) (canal) T20.41 ☑

- drum T28.91 ☑
- first degree T20.51 ☑
- second degree T20.61 ☑
- third degree T20.71 ☑

elbow T22.429 ☑
- first degree T22.529 ☑
- left T22.422 ☑
  - first degree T22.522 ☑
  - second degree T22.622 ☑
  - third degree T22.722 ☑
- right T22.421 ☑
  - first degree T22.521 ☑
  - second degree T22.621 ☑
  - third degree T22.721 ☑
- second degree T22.629 ☑
- third degree T22.729 ☑

entire body — *see* Corrosion, multiple body regions

epidermal loss - code as Corrosion, second degree, by site

epiglottis T27.4 ☑

erythema, erythematous - code as Corrosion, first degree, by site

esophagus T28.6 ☑

extent (percentage of body surface)
- less than 10 percent T32.0
- 10-19 percent (0-9 percent third degree) T32.10
  - with 10-19 percent third degree T32.11
- 20-29 percent (0-9 percent third degree) T32.20
  - with
    - 10-19 percent third degree T32.21
    - 20-29 percent third degree T32.22
- 30-39 percent (0-9 percent third degree) T32.30
  - with

- 10-19 percent third degree T32.31
- 20-29 percent third degree T32.32
- 30-39 percent third degree T32.33

40-49 percent (0-9 percent third degree) T32.40

with

- 10-19 percent third degree T32.41
- 20-29 percent third degree T32.42
- 30-39 percent third degree T32.43
- 40-49 percent third degree T32.44

50-59 percent (0-9 percent third degree) T32.50

with

- 10-19 percent third degree T32.51
- 20-29 percent third degree T32.52
- 30-39 percent third degree T32.53
- 40-49 percent third degree T32.54
- 50-59 percent third degree T32.55

60-69 percent (0-9 percent third degree) T32.60

with

- 10-19 percent third degree T32.61
- 20-29 percent third degree T32.62
- 30-39 percent third degree T32.63
- 40-49 percent third degree T32.64
- 50-59 percent third degree T32.65
- 60-69 percent third degree T32.66

70-79 percent (0-9 percent third degree) T32.70

with

- 10-19 percent third degree T32.71
- 20-29 percent third degree T32.72
- 30-39 percent third degree T32.73
- 40-49 percent third degree T32.74
- 50-59 percent third degree T32.75
- 60-69 percent third degree T32.76
- 70-79 percent third degree T32.77

- 80-89 percent (0-9 percent third degree) T32.80
  - with
    - 10-19 percent third degree T32.81
    - 20-29 percent third degree T32.82
    - 30-39 percent third degree T32.83
    - 40-49 percent third degree T32.84
    - 50-59 percent third degree T32.85
    - 60-69 percent third degree T32.86
    - 70-79 percent third degree T32.87
    - 80-89 percent third degree T32.88
- 90 percent or more (0-9 percent third degree) T32.90
  - with
    - 10-19 percent third degree T32.91
    - 20-29 percent third degree T32.92
    - 30-39 percent third degree T32.93
    - 40-49 percent third degree T32.94
    - 50-59 percent third degree T32.95
    - 60-69 percent third degree T32.96
    - 70-79 percent third degree T32.97
    - 80-89 percent third degree T32.98
    - 90-99 percent third degree T32.99
- extremity — *see* Corrosion, limb
- eye(s) and adnexa T26.9 ☑
  - with resulting rupture and destruction of eyeball T26.7 ☑
  - conjunctival sac — *see* Corrosion, cornea
  - cornea — *see* Corrosion, cornea
  - lid — *see* Corrosion, eyelid
  - periocular area — *see* Corrosion eyelid
  - specified site NEC T26.8 ☑

- eyeball — *see* Corrosion, eye
- eyelid(s) T26.5 ☑
- face — *see* Corrosion, head
- finger T23.429 ☑
  - first degree T23.529 ☑
  - left T23.422 ☑
    - first degree T23.522 ☑
    - second degree T23.622 ☑
    - third degree T23.722 ☑
  - multiple sites (without thumb) T23.439 ☑
    - with thumb T23.449 ☑
      - first degree T23.549 ☑
      - left T23.442 ☑
        - first degree T23.542 ☑
        - second degree T23.642 ☑
        - third degree T23.742 ☑
      - right T23.441 ☑
        - first degree T23.541 ☑
        - second degree T23.641 ☑
        - third degree T23.741 ☑
      - second degree T23.649 ☑
      - third degree T23.749 ☑
    - first degree T23.539 ☑
    - left T23.432 ☑
      - first degree T23.532 ☑
      - second degree T23.632 ☑
      - third degree T23.732 ☑
    - right T23.431 ☑
      - first degree T23.531 ☑
      - second degree T23.631 ☑
      - third degree T23.731 ☑

- second degree T23.639 ☑
- third degree T23.739 ☑
- right T23.421 ☑
  - first degree T23.521 ☑
  - second degree T23.621 ☑
  - third degree T23.721 ☑
- second degree T23.629 ☑
- third degree T23.729 ☑

flank — *see* Corrosion, abdomen

foot T25.429 ☑
- first degree T25.529 ☑
- left T25.422 ☑
  - first degree T25.522 ☑
  - second degree T25.622 ☑
  - third degree T25.722 ☑
- multiple with ankle — *see* Corrosion, lower, limb, multiple, ankle and foot
- right T25.421 ☑
  - first degree T25.521 ☑
  - second degree T25.621 ☑
  - third degree T25.721 ☑
- second degree T25.629 ☑
- third degree T25.729 ☑

forearm T22.419 ☑
- first degree T22.519 ☑
- left T22.412 ☑
  - first degree T22.512 ☑
  - second degree T22.612 ☑
  - third degree T22.712 ☑
- right T22.411 ☑

- first degree T22.511 ☑
- second degree T22.611 ☑
- third degree T22.711 ☑
- second degree T22.619 ☑
- third degree T22.719 ☑

forehead T20.46 ☑
- first degree T20.56 ☑
- second degree T20.66 ☑
- third degree T20.76 ☑

fourth degree - code as Corrosion, third degree, by site
full thickness skin loss - code as Corrosion, third degree, by site
gastrointestinal tract NEC T28.7 ☑
genital organs
- external
  - female T21.47 ☑
    - first degree T21.57 ☑
    - second degree T21.67 ☑
    - third degree T21.77 ☑
  - male T21.46 ☑
    - first degree T21.56 ☑
    - second degree T21.66 ☑
    - third degree T21.76 ☑
- internal T28.8 ☑

groin — *see* Corrosion, abdominal wall
hand(s) T23.409 ☑
- back — *see* Corrosion, dorsum of hand
- finger — *see* Corrosion, finger
- first degree T23.509 ☑
- left T23.402 ☑

- first degree T23.502 ☑
- second degree T23.602 ☑
- third degree T23.702 ☑

multiple sites with wrist T23.499 ☑
- first degree T23.599 ☑
- left T23.492 ☑
  - first degree T23.592 ☑
  - second degree T23.692 ☑
  - third degree T23.792 ☑
- right T23.491 ☑
  - first degree T23.591 ☑
  - second degree T23.691 ☑
  - third degree T23.791 ☑
- second degree T23.699 ☑
- third degree T23.799 ☑

palm — *see* Corrosion, palm

right T23.401 ☑
- first degree T23.501 ☑
- second degree T23.601 ☑
- third degree T23.701 ☑

second degree T23.609 ☑

third degree T23.709 ☑

thumb — *see* Corrosion, thumb

head (and face) (and neck) T20.40 ☑

cheek — *see* Corrosion, cheek

chin — *see* Corrosion, chin

ear — *see* Corrosion, ear

eye(s) only — *see* Corrosion, eye

first degree T20.50 ☑

forehead — *see* Corrosion, forehead

lip — *see* Corrosion, lip

multiple sites T20.49 ☑

- first degree T20.59 ☑
- second degree T20.69 ☑
- third degree T20.79 ☑

neck — *see* Corrosion, neck
nose — *see* Corrosion, nose
scalp — *see* Corrosion, scalp
second degree T20.60 ☑
third degree T20.70 ☑
hip(s) — *see* Corrosion, lower, limb
inhalation — *see* Corrosion, respiratory tract
internal organ(s) (*see also* Corrosion, by site) T28.90 ☑
alimentary tract T28.7 ☑
- esophagus T28.6 ☑

esophagus T28.6 ☑
genitourinary T28.8 ☑
mouth T28.5 ☑
pharynx T28.5 ☑
specified organ NEC T28.99 ☑
interscapular region — *see* Corrosion, back, upper
intestine (large) (small) T28.7 ☑
knee T24.429 ☑
first degree T24.529 ☑
left T24.422 ☑
- first degree T24.522 ☑
- second degree T24.622 ☑
- third degree T24.722 ☑

right T24.421 ☑
- first degree T24.521 ☑
- second degree T24.621 ☑
- third degree T24.721 ☑

second degree T24.629 ☑
third degree T24.729 ☑
labium (majus) (minus) — *see* Corrosion, genital organs, external, female
lacrimal apparatus, duct, gland or sac — *see* Corrosion, eye, specified site NEC
larynx T27.4 ☑

- with lung T27.5 ☑
- leg(s) (meaning lower limb(s)) — *see* Corrosion, lower limb
- limb(s)
  - lower — *see* Corrosion, lower, limb
  - upper — *see* Corrosion, upper limb
- lip(s) T20.42 ☑
  - first degree T20.52 ☑
  - second degree T20.62 ☑
  - third degree T20.72 ☑
- lower
  - back — *see* Corrosion, back
  - limb T24.409 ☑
    - ankle — *see* Corrosion, ankle
    - calf — *see* Corrosion, calf
    - first degree T24.509 ☑
    - foot — *see* Corrosion, foot
    - knee — *see* Corrosion, knee
    - left T24.402 ☑
      - first degree T24.502 ☑
      - second degree T24.602 ☑
      - third degree T24.702 ☑
    - multiple sites, except ankle and foot T24.499 ☑
      - ankle and foot T25.499 ☑
        - first degree T25.599 ☑
        - left T25.492 ☑
          - first degree T25.592 ☑
          - second degree T25.692 ☑
          - third degree T25.792 ☑
        - right T25.491 ☑
          - first degree T25.591 ☑
          - second degree T25.691 ☑
          - third degree T25.791 ☑

- second degree T25.699 ☑
- third degree T25.799 ☑
- first degree T24.599 ☑
- left T24.492 ☑
  - first degree T24.592 ☑
  - second degree T24.692 ☑
  - third degree T24.792 ☑
- right T24.491 ☑
  - first degree T24.591 ☑
  - second degree T24.691 ☑
  - third degree T24.791 ☑
- second degree T24.699 ☑
- third degree T24.799 ☑
- right T24.401 ☑
  - first degree T24.501 ☑
  - second degree T24.601 ☑
  - third degree T24.701 ☑
- second degree T24.609 ☑
- hip — *see* Corrosion, thigh
- thigh — *see* Corrosion, thigh
- third degree T24.709 ☑

- lung (with larynx and trachea) T27.5 ☑
- mouth T28.5 ☑
- neck T20.47 ☑
  - first degree T20.57 ☑
  - second degree T20.67 ☑
  - third degree T20.77 ☑
- nose (septum) T20.44 ☑
  - first degree T20.54 ☑
  - second degree T20.64 ☑
  - third degree T20.74 ☑

- ocular adnexa — *see* Corrosion, eye
- orbit region — *see* Corrosion, eyelid
- palm T23.459 ☑
  - first degree T23.559 ☑
  - left T23.452 ☑
    - first degree T23.552 ☑
    - second degree T23.652 ☑
    - third degree T23.752 ☑
  - right T23.451 ☑
    - first degree T23.551 ☑
    - second degree T23.651 ☑
    - third degree T23.751 ☑
  - second degree T23.659 ☑
  - third degree T23.759 ☑
- partial thickness - code as Corrosion, unspecified degree, by site
- pelvis — *see* Corrosion, trunk
- penis — *see* Corrosion, genital organs, external, male
- perineum
  - female — *see* Corrosion, genital organs, external, female
  - male — *see* Corrosion, genital organs, external, male
- periocular area — *see* Corrosion, eyelid
- pharynx T28.5 ☑
- rectum T28.7 ☑
- respiratory tract T27.7 ☑
  - larynx — *see* Corrosion, larynx
  - specified part NEC T27.6 ☑
  - trachea — *see* Corrosion, larynx
- sac, lacrimal — *see* Corrosion, eye, specified site NEC
- scalp T20.45 ☑
  - first degree T20.55 ☑
  - second degree T20.65 ☑
  - third degree T20.75 ☑

- scapular region T22.469 ☑
  - first degree T22.569 ☑
  - left T22.462 ☑
    - first degree T22.562 ☑
    - second degree T22.662 ☑
    - third degree T22.762 ☑
  - right T22.461 ☑
    - first degree T22.561 ☑
    - second degree T22.661 ☑
    - third degree T22.761 ☑
  - second degree T22.669 ☑
  - third degree T22.769 ☑
- sclera — *see* Corrosion, eye, specified site NEC
- scrotum — *see* Corrosion, genital organs, external, male
- shoulder T22.459 ☑
  - first degree T22.559 ☑
  - left T22.452 ☑
    - first degree T22.552 ☑
    - second degree T22.652 ☑
    - third degree T22.752 ☑
  - right T22.451 ☑
    - first degree T22.551 ☑
    - second degree T22.651 ☑
    - third degree T22.751 ☑
  - second degree T22.659 ☑
  - third degree T22.759 ☑
- stomach T28.7 ☑
- temple — *see* Corrosion, head
- testis — *see* Corrosion, genital organs, external, male
- thigh T24.419 ☑

- first degree T24.519 ☑
- left T24.412 ☑
  - first degree T24.512 ☑
  - second degree T24.612 ☑
  - third degree T24.712 ☑
- right T24.411 ☑
  - first degree T24.511 ☑
  - second degree T24.611 ☑
  - third degree T24.711 ☑
- second degree T24.619 ☑
- third degree T24.719 ☑

thorax (external) — *see* Corrosion, trunk

throat (meaning pharynx) T28.5 ☑

thumb(s) T23.419 ☑
- first degree T23.519 ☑
- left T23.412 ☑
  - first degree T23.512 ☑
  - second degree T23.612 ☑
  - third degree T23.712 ☑
- multiple sites with fingers T23.449 ☑
  - first degree T23.549 ☑
  - left T23.442 ☑
    - first degree T23.542 ☑
    - second degree T23.642 ☑
    - third degree T23.742 ☑
  - right T23.441 ☑
    - first degree T23.541 ☑
    - second degree T23.641 ☑
    - third degree T23.741 ☑
  - second degree T23.649 ☑
  - third degree T23.749 ☑
- right T23.411 ☑

- first degree T23.511 ☑
- second degree T23.611 ☑
- third degree T23.711 ☑
- second degree T23.619 ☑
- third degree T23.719 ☑

toe T25.439 ☑
- first degree T25.539 ☑
- left T25.432 ☑
  - first degree T25.532 ☑
  - second degree T25.632 ☑
  - third degree T25.732 ☑
- right T25.431 ☑
  - first degree T25.531 ☑
  - second degree T25.631 ☑
  - third degree T25.731 ☑
- second degree T25.639 ☑
- third degree T25.739 ☑

tongue T28.5 ☑

tonsil(s) T28.5 ☑

total body — *see* Corrosion, multiple body regions

trachea T27.4 ☑
- with lung T27.5 ☑

trunk T21.40 ☑
- abdominal wall — *see* Corrosion, abdominal wall
- anus — *see* Corrosion, buttock
- axilla — *see* Corrosion, upper limb
- back — *see* Corrosion, back
- breast — *see* Corrosion, chest wall
- buttock — *see* Corrosion, buttock
- chest wall — *see* Corrosion, chest wall
- first degree T21.50 ☑
- flank — *see* Corrosion, abdominal wall
- genital

- female — *see* Corrosion, genital organs, external, female
- male — *see* Corrosion, genital organs, external, male

groin — *see* Corrosion, abdominal wall
interscapular region — *see* Corrosion, back, upper
labia — *see* Corrosion, genital organs, external, female
lower back — *see* Corrosion, back
penis — *see* Corrosion, genital organs, external, male
perineum
- female — *see* Corrosion, genital organs, external, female
- male — *see* Corrosion, genital organs, external, male

scapular region — *see* Corrosion, upper limb
scrotum — *see* Corrosion, genital organs, external, male
second degree T21.60 ☑
shoulder — *see* Corrosion, upper limb
specified site NEC T21.49 ☑
- first degree T21.59 ☑
- second degree T21.69 ☑
- third degree T21.79 ☑

testes — *see* Corrosion, genital organs, external, male
third degree T21.70 ☑
upper back — *see* Corrosion, back, upper
vagina T28.8 ☑
vulva — *see* Corrosion, genital organs, external, female

unspecified site with extent of body surface involved specified
less than 10 percent T32.0
10-19 percent (0-9 percent third degree) T32.10
- with 10-19 percent third degree T32.11

20-29 percent (0-9 percent third degree) T32.20
- with
  - 10-19 percent third degree T32.21
  - 20-29 percent third degree T32.22

30-39 percent (0-9 percent third degree) T32.30

- with
  - 10-19 percent third degree T32.31
  - 20-29 percent third degree T32.32
  - 30-39 percent third degree T32.33
- 40-49 percent (0-9 percent third degree) T32.40
  - with
    - 10-19 percent third degree T32.41
    - 20-29 percent third degree T32.42
    - 30-39 percent third degree T32.43
    - 40-49 percent third degree T32.44
- 50-59 percent (0-9 percent third degree) T32.50
  - with
    - 10-19 percent third degree T32.51
    - 20-29 percent third degree T32.52
    - 30-39 percent third degree T32.53
    - 40-49 percent third degree T32.54
    - 50-59 percent third degree T32.55
- 60-69 percent (0-9 percent third degree) T32.60
  - with
    - 10-19 percent third degree T32.61
    - 20-29 percent third degree T32.62
    - 30-39 percent third degree T32.63
    - 40-49 percent third degree T32.64
    - 50-59 percent third degree T32.65
    - 60-69 percent third degree T32.66
- 70-79 percent (0-9 percent third degree) T32.70
  - with
    - 10-19 percent third degree T32.71
    - 20-29 percent third degree T32.72
    - 30-39 percent third degree T32.73
    - 40-49 percent third degree T32.74
    - 50-59 percent third degree T32.75
      - 60-69 percent third degree T32.76
      - 70-79 percent third degree T32.77

- 80-89 percent (0-9 percent third degree) T32.80
  - with
    - 10-19 percent third degree T32.81
    - 20-29 percent third degree T32.82
    - 30-39 percent third degree T32.83
    - 40-49 percent third degree T32.84
    - 50-59 percent third degree T32.85
    - 60-69 percent third degree T32.86
    - 70-79 percent third degree T32.87
    - 80-89 percent third degree T32.88
- 90 percent or more (0-9 percent third degree) T32.90
  - with
    - 10-19 percent third degree T32.91
    - 20-29 percent third degree T32.92
    - 30-39 percent third degree T32.93
    - 40-49 percent third degree T32.94
    - 50-59 percent third degree T32.95
    - 60-69 percent third degree T32.96
    - 70-79 percent third degree T32.97
    - 80-89 percent third degree T32.98
    - 90-99 percent third degree T32.99
- upper limb (axilla) (scapular region) T22.40 ☑
  - above elbow — *see* Corrosion, above elbow
  - axilla — *see* Corrosion, axilla
  - elbow — *see* Corrosion, elbow
  - first degree T22.50 ☑
  - forearm — *see* Corrosion, forearm
  - hand — *see* Corrosion, hand
  - interscapular region — *see* Corrosion, back, upper
  - multiple sites T22.499 ☑

- first degree T22.599 ☑
- left T22.492 ☑
  - first degree T22.592 ☑
  - second degree T22.692 ☑
  - third degree T22.792 ☑
- right T22.491 ☑
  - first degree T22.591 ☑
  - second degree T22.691 ☑
  - third degree T22.791 ☑
- second degree T22.699 ☑
- third degree T22.799 ☑

scapular region — *see* Corrosion, scapular region
second degree T22.60 ☑
shoulder — *see* Corrosion, shoulder
third degree T22.70 ☑
wrist — *see* Corrosion, hand

uterus T28.8 ☑
vagina T28.8 ☑
vulva — *see* Corrosion, genital organs, external, female
wrist T23.479 ☑

first degree T23.579 ☑
left T23.472 ☑

- first degree T23.572 ☑
- second degree T23.672 ☑
- third degree T23.772 ☑

multiple sites with hand T23.499 ☑

- first degree T23.599 ☑
- left T23.492 ☑
  - first degree T23.592 ☑
  - second degree T23.692 ☑
  - third degree T23.792 ☑
- right T23.491 ☑

- first degree T23.591 ☑
- second degree T23.691 ☑
- third degree T23.791 ☑
- second degree T23.699 ☑
- third degree T23.799 ☑
- right T23.471 ☑
  - first degree T23.571 ☑
  - second degree T23.671 ☑
  - third degree T23.771 ☑
- second degree T23.679 ☑
- third degree T23.779 ☑

Corrosive burn — *see* Corrosion
Corsican fever — *see* Malaria
Cortical — *see* condition
Cortico-adrenal — *see* condition
Coryza (acute) J00
- with grippe or influenza — *see* Influenza, with, respiratory manifestations NEC
- syphilitic
  - congenital (chronic) A50.05

Co-sleeping, child-caregiver Z72.823
Costen's syndrome or complex M26.69
Costiveness — *see* Constipation
Costochondritis M94.0
Cotard's syndrome F22
Cot death R99
Cotia virus B08.8
Cotton wool spots (retinal) H35.81
Cotugno disease — *see* Sciatica
Cough (affected) (epidemic) (nervous) R05.9
- with hemorrhage — *see* Hemoptysis
- acute R05.1
- bronchial R05.8

- with grippe or influenza — *see* Influenza, with, respiratory manifestations NEC
- chronic R05.3
- functional F45.8
- hysterical F45.8
- laryngeal, spasmodic R05.8
- paroxysmal, due to Bordetella pertussis (without pneumonia) A37.00
  - with pneumonia A37.01
- persistent R05.3
- psychogenic F45.8
- refractory R05.3
- smokers' J41.0
- specified NEC R05.8
- subacute R05.2
- syncope R05.4
- tea taster's B49
- unexplained R05.3

Counseling (for) Z71.9
- abuse NEC
  - perpetrator Z69.82
  - victim Z69.81
- alcohol abuser Z71.41
  - family Z71.42
- child abuse
  - nonparental
    - perpetrator Z69.021
    - victim Z69.020
  - parental
    - perpetrator Z69.011
    - victim Z69.010

- consanguinity Z71.89
- contraceptive Z30.09
- dietary Z71.3
- drug abuser Z71.51
  - family member Z71.52
- exercise Z71.82
- family Z71.89
- fertility preservation (prior to cancer therapy) (prior to removal of gonads) Z31.62
- for non-attending third party Z71.0
  - related to sexual behavior or orientation Z70.2
- genetic
  - nonprocreative Z71.83
  - procreative NEC Z31.5
- gestational carrier Z31.7
- health (advice) (education) (instruction) — *see* Counseling, medical
  - risk for travel (international) Z71.84
- human immunodeficiency virus (HIV) Z71.7
- immunization safety Z71.85
- impotence Z70.1
- insulin pump use Z46.81
- medical (for) Z71.9
  - boarding school resident Z59.3
  - consanguinity Z71.89
  - feared complaint and no disease found Z71.1
  - human immunodeficiency virus (HIV) Z71.7
  - institutional resident Z59.3
  - on behalf of another Z71.0
    - related to sexual behavior or orientation Z70.2
  - person living alone (*see also* Consultation, specified reason NEC) Z60.2
  - specified reason NEC Z71.89
- natural family planning

- procreative Z31.61
- to avoid pregnancy Z30.02

pediatric-to-adult transition Z71.87
perpetrator (of)
- abuse NEC Z69.82
- child abuse
  - non-parental Z69.021
  - parental Z69.011
- rape NEC Z69.82
- spousal abuse Z69.12

procreative NEC Z31.69
- fertility preservation (prior to cancer therapy) (prior to removal of gonads) Z31.62
- using natural family planning Z31.61

promiscuity Z70.1
rape victim Z69.81
religious Z71.81
safety for travel (international) Z71.84
sex, sexual (related to) Z70.9
- attitude(s) Z70.0
- behavior or orientation Z70.1
- combined concerns Z70.3
- non-responsiveness Z70.1
- on behalf of third party Z70.2
- specified reason NEC Z70.8

socioeconomic factors Z71.88
specified reason NEC Z71.89
spiritual Z71.81
spousal abuse (perpetrator) Z69.12
- victim Z69.11

substance abuse Z71.89

- alcohol Z71.41
- drug Z71.51
- tobacco Z71.6

tobacco use Z71.6
travel (international) Z71.84
use (of)
- insulin pump Z46.81

vaccine product safety Z71.85
victim (of)
- abuse Z69.81
- child abuse
  - by parent Z69.010
  - non-parental Z69.020
- rape NEC Z69.81

Coupled rhythm R00.8
Couvelaire syndrome or uterus (complicating delivery) O45.8X ☑
COVID-19 U07.1
- condition post U09.9
- contact (with) Z20.822
- exposure (to) Z20.822
- history of (personal) Z86.16
- long (haul) U09.9
- partially vaccinated (for) Z28.311
- pneumonia J12.82
- screening Z11.52
- sequelae (post acute) U09.9
- unvaccinated (for) Z28.310

Cowperitis — *see* Urethritis
Cowper's gland — *see* condition
Cowpox B08.010

- due to vaccination T88.1 ☑

Coxa
- magna M91.4 ☑
- plana M91.2 ☑
- valga (acquired) (*see also* Deformity, limb, specified type NEC, thigh)
  - congenital Q65.81
  - sequelae (late effect) of rickets E64.3
- vara (acquired) (*see also* Deformity, limb, specified type NEC, thigh)
  - congenital Q65.82
  - sequelae (late effect) of rickets E64.3

Coxalgia, coxalgic (nontuberculous) (*see also* Pain, joint, hip)
- tuberculous A18.02

Coxitis — *see* Monoarthritis, hip

Coxsackie (virus) (infection) B34.1
- as cause of disease classified elsewhere B97.11
- carditis B33.20
- central nervous system NEC A88.8
- endocarditis B33.21
- enteritis A08.39
- meningitis (aseptic) A87.0
- myocarditis B33.22
- pericarditis B33.23
- pharyngitis B08.5
- pleurodynia B33.0
- specific disease NEC B33.8

Crabs, meaning pubic lice B85.3

Crack baby P04.41

Cracked nipple N64.0
- associated with
  - lactation O92.13
  - pregnancy O92.11 ☑
  - puerperium O92.12

- **Cracked** tooth K03.81
- **Cradle** cap L21.0
- **Craft** neurosis F48.8
- **Cramp(s)** R25.2
  - abdominal — *see* Pain, abdominal
  - bathing T75.1 ☑
  - colic R10.83
    - psychogenic F45.8
  - due to immersion T75.1 ☑
  - fireman T67.2 ☑
  - heat T67.2 ☑
  - immersion T75.1 ☑
  - intestinal — *see* Pain, abdominal
    - psychogenic F45.8
  - leg, sleep related G47.62
  - limb (lower) (upper) NEC R25.2
    - sleep related G47.62
  - linotypist's F48.8
    - organic G25.89
  - muscle (limb) (general) R25.2
    - due to immersion T75.1 ☑
    - psychogenic F45.8
  - occupational (hand) F48.8
    - organic G25.89
  - salt-depletion E87.1
  - sleep related, leg G47.62
  - stoker's T67.2 ☑
  - swimmer's T75.1 ☑
  - telegrapher's F48.8
    - organic G25.89
  - typist's F48.8

- organic G25.89
- uterus N94.89
  - menstrual — *see* Dysmenorrhea
- writer's F48.8
  - organic G25.89

Cranial — *see* condition
Craniocleidodysostosis Q74.0
Craniofenestria (skull) Q75.8
Craniolacunia (skull) Q75.8
Craniopagus Q89.4
Craniopathy, metabolic M85.2
Craniopharyngeal — *see* condition
Craniopharyngioma D44.4
Craniorachischisis (totalis) Q00.1
Cranioschisis Q75.8
Craniostenosis Q75.009
Craniosynostosis Q75.009
- bilateral Q75.002
- coronal Q75.029
  - bilateral Q75.022
  - unilateral Q75.021
- lambdoid Q75.049
  - bilateral Q75.042
  - unilateral Q75.041
- metopic Q75.03
- multi-suture, specified NEC Q75.058
- sagittal Q75.01
- single-suture, specified NEC Q75.08
- unilateral Q75.001

Craniotabes (cause unknown) M83.8

- neonatal P96.3
- rachitic E64.3
- syphilitic A50.56

Cranium — *see* condition

Craw-craw — *see* Onchocerciasis

Creaking joint — *see* Derangement, joint, specified type NEC

Creeping
- eruption B76.9
- palsy or paralysis G12.22

Crenated tongue K14.8

Creotoxism A05.9

Crepitus
- caput Q75.8
- joint — *see* Derangement, joint, specified type NEC

Crescent or conus choroid, congenital Q14.3

CREST syndrome M34.1

Cretin, cretinism (congenital) (endemic) (nongoitrous) (sporadic) E00.9
- pelvis
  - with disproportion (fetopelvic) O33.0
    - causing obstructed labor O65.0
- type
  - hypothyroid E00.1
  - mixed E00.2
  - myxedematous E00.1
  - neurological E00.0

Creutzfeldt-Jakob disease or syndrome (with dementia) A81.00
- familial A81.09
- iatrogenic A81.09
- specified NEC A81.09
- sporadic A81.09
- variant (vCJD) A81.01

Crib death R99
Cribriform hymen Q52.3
Cri-du-chat syndrome Q93.4
Crigler-Najjar disease or syndrome E80.5
Crime, victim of Z65.4
Crimean hemorrhagic fever A98.0
Criminalism F60.2
Crisis
- abdomen R10.0
- acute reaction F43.0
- addisonian E27.2
- adrenal (cortical) E27.2
- celiac K90.0
- Dietl's N13.8
- emotional (*see also* Disorder, adjustment)
  - acute reaction to stress F43.0
  - specific to childhood and adolescence F93.8
- glaucomatocyclitic — *see* Glaucoma, secondary, inflammation
- heart — *see* Failure, heart
- nitritoid I95.2
  - correct substance properly administered — *see* Table of Drugs and Chemicals, by drug, adverse effect
  - overdose or wrong substance given or taken — *see* Table of Drugs and Chemicals, by drug, poisoning
- oculogyric H51.8
  - psychogenic F45.8
- Pel's (tabetic) A52.11
- psychosexual identity F64.2
- renal N28.0
- sickle-cell (*see also* Disease, sickle-cell, by type, with crisis) D57.00
  - with

- acute chest syndrome D57.01
- cerebral vascular involvement D57.03
- complication specified NEC D57.09
- pain (vaso-occlusive) D57.00
- splenic sequestration D57.02

state (acute reaction) F43.0
tabetic A52.11
thyroid — *see* Thyrotoxicosis with thyroid storm
thyrotoxic — *see* Thyrotoxicosis with thyroid storm
Crocq's disease (acrocyanosis) I73.89
Crohn's disease — *see* Enteritis, regional
Crooked septum, nasal J34.2
Cross syndrome E70.328
Crossbite (anterior) (posterior) M26.24
Cross-eye — *see* Strabismus, convergent concomitant
Croup, croupous (catarrhal) (infectious) (inflammatory) (nondiphtheritic) J05.0
bronchial J20.9
diphtheritic A36.2
false J38.5
spasmodic J38.5
diphtheritic A36.2
stridulous J38.5
diphtheritic A36.2
Crouzon's disease Q75.1
Crowding, tooth, teeth, fully erupted M26.31
CRST syndrome M34.1
Cruchet's disease A85.8
Cruelty in children (*see also* Disorder, conduct)
Crural ulcer — *see* Ulcer, lower limb
Crush, crushed, crushing T14.8 ☑

- abdomen S38.1 ☑
- ankle S97.0 ☑
- arm (upper) (and shoulder) S47. ☑
- axilla — *see* Crush, arm
- back, lower S38.1 ☑
- buttock S38.1 ☑
- cheek S07.0 ☑
- chest S28.0 ☑
- cranium S07.1 ☑
- ear S07.0 ☑
- elbow S57.0 ☑
- extremity
  - lower
    - ankle — *see* Crush, ankle
    - below knee — *see* Crush, leg
    - foot — *see* Crush, foot
    - hip — *see* Crush, hip
    - knee — *see* Crush, knee
    - thigh — *see* Crush, thigh
    - toe — *see* Crush, toe
  - upper
    - below elbow S67.9 ☑
    - elbow — *see* Crush, elbow
    - finger — *see* Crush, finger
    - forearm — *see* Crush, forearm
    - hand — *see* Crush, hand
    - thumb — *see* Crush, thumb
    - upper arm — *see* Crush, arm
    - wrist — *see* Crush, wrist
- face S07.0 ☑
- finger(s) S67.1 ☑

- with hand (and wrist) — *see* Crush, hand, specified site NEC
- index S67.19 ☑
- little S67.19 ☑
- middle S67.19 ☑
- ring S67.19 ☑
- thumb — *see* Crush, thumb

foot S97.8 ☑
- toe — *see* Crush, toe

forearm S57.8 ☑
genitalia, external
- female S38.002 ☑
  - vagina S38.03 ☑
  - vulva S38.03 ☑
- male S38.001 ☑
  - penis S38.01 ☑
  - scrotum S38.02 ☑
  - testis S38.02 ☑

hand (except fingers alone) S67.2 ☑
- with wrist S67.4 ☑

head S07.9 ☑
- specified NEC S07.8 ☑

heel — *see* Crush, foot
hip S77.0 ☑
- with thigh S77.2 ☑

internal organ (abdomen, chest, or pelvis) NEC T14.8 ☑
knee S87.0 ☑
labium (majus) (minus) S38.03 ☑
larynx S17.0 ☑
leg (lower) S87.8 ☑
- knee — *see* Crush, knee

lip S07.0 ☑
lower

- back S38.1 ☑
- leg — *see* Crush, leg

neck S17.9 ☑
nerve — *see* Injury, nerve
nose S07.0 ☑
pelvis S38.1 ☑
penis S38.01 ☑
scalp S07.8 ☑
scapular region — *see* Crush, arm
scrotum S38.02 ☑
severe, unspecified site T14.8 ☑
shoulder (and upper arm) — *see* Crush, arm
skull S07.1 ☑
syndrome (complication of trauma) T79.5 ☑
testis S38.02 ☑
thigh S77.1 ☑
- with hip S77.2 ☑

throat S17.8 ☑
thumb S67.0 ☑
- with hand (and wrist) — *see* Crush, hand, specified site NEC

toe(s) S97.10 ☑
- great S97.11 ☑
- lesser S97.12 ☑

trachea S17.0 ☑
vagina S38.03 ☑
vulva S38.03 ☑
wrist S67.3 ☑
- with hand S67.4 ☑

- **Crusta** lactea L21.0
- **Crusts** R23.4
- **Crutch** paralysis — *see* Injury, brachial plexus
- **Cruveilhier-Baumgarten** cirrhosis, disease or syndrome K74.69
- **Cruveilhier's** atrophy or disease G12.8
- **Crying** (constant) (continuous) (excessive)
  - child, adolescent, or adult R45.83
  - infant (baby) (newborn) R68.11
- **Cryofibrinogenemia** D89.2
- **Cryoglobulinemia** (essential) (idiopathic) (mixed) (primary) (purpura) (secondary) (vasculitis) D89.1
  - with lung involvement D89.1 *[J99]*
- **Cryptitis** (anal) (rectal) K62.89
- **Cryptococcosis,** cryptococcus (infection) (neoformans) B45.9
  - bone B45.3
  - cerebral B45.1
  - cutaneous B45.2
  - disseminated B45.7
  - generalized B45.7
  - meningitis B45.1
  - meningocerebralis B45.1
  - osseous B45.3
  - pulmonary B45.0
  - skin B45.2
  - specified NEC B45.8
- **Cryptopapillitis** (anus) K62.89
- **Cryptophthalmos** Q11.2
  - syndrome Q87.0
- **Cryptorchid,** cryptorchism, cryptorchidism Q53.9
  - bilateral Q53.20
    - abdominal Q53.211
    - perineal Q53.22
  - unilateral Q53.10

- abdominal Q53.111
- perineal Q53.12

Cryptosporidiosis A07.2
- hepatobiliary B88.8
- respiratory B88.8

Cryptostromosis J67.6

Crystalluria R82.998

Cubitus
- congenital Q68.8
- valgus (acquired) M21.02 ☑
  - congenital Q68.8
  - sequelae (late effect) of rickets E64.3
- varus (acquired) M21.12 ☑
  - congenital Q68.8
  - sequelae (late effect) of rickets E64.3

Cultural deprivation or shock Z60.3

Curling esophagus K22.4

Curling's ulcer — *see* Ulcer, peptic, acute

Curschmann (-Batten) (-Steinert) disease or syndrome G71.11

Curse, Ondine's — *see* Apnea, sleep

Curvature
- organ or site, congenital NEC — *see* Distortion
- penis (lateral) Q55.61
- Pott's (spinal) A18.01
- radius, idiopathic, progressive (congenital) Q74.0
- spine (acquired) (angular) (idiopathic) (incorrect) (postural) — *see* Dorsopathy, deforming
  - congenital Q67.5
  - due to or associated with
    - Charcot-Marie-Tooth disease (*see also* subcategory M49.8 ☑) G60.0
    - osteitis
      - deformans M88.88
      - fibrosa cystica (*see also* subcategory M49.8 ☑) E21.0

- tuberculosis (Pott's curvature) A18.01
- sequelae (late effect) of rickets E64.3
- tuberculous A18.01

Cushingoid due to steroid therapy E24.2
- correct substance properly administered — *see* Table of Drugs and Chemicals, by drug, adverse effect
- overdose or wrong substance given or taken — *see* Table of Drugs and Chemicals, by drug, poisoning

Cushing's
- syndrome or disease E24.9
  - drug-induced E24.2
  - iatrogenic E24.2
  - pituitary-dependent E24.0
  - specified NEC E24.8
- ulcer — *see* Ulcer, peptic, acute

Cusp, Carabelli - omit code

Cut (external) (*see also* Laceration)
- muscle — *see* Injury, muscle

Cutaneous (*see also* condition)
- hemorrhage R23.3
- larva migrans B76.9

Cutis (*see also* condition)
- hyperelastica Q82.8
  - acquired L57.4
- laxa (hyperelastica) — *see* Dermatolysis
- marmorata R23.8
- osteosis L94.2
- pendula — *see* Dermatolysis
- rhomboidalis nuchae L57.2
- verticis gyrata Q82.8
  - acquired L91.8

Cyanosis R23.0
- due to

- patent foramen botalli Q21.12
- persistent foramen ovale Q21.12
- enterogenous D74.8
- paroxysmal digital — *see* Raynaud's disease
  - with gangrene I73.01
- retina, retinal H35.89

Cyanotic heart disease I24.9
- congenital Q24.9

Cycle
- anovulatory N97.0
- menstrual, irregular N92.6

Cyclencephaly Q04.9

Cyclical vomiting, in migraine, (*see also* Vomiting, cyclical) G43.A0
- psychogenic F50.89

Cyclitis (*see also* Iridocyclitis) H20.9
- chronic — *see* Iridocyclitis, chronic
- Fuchs' heterochromic H20.81 ☑
- granulomatous — *see* Iridocyclitis, chronic
- lens-induced — *see* Iridocyclitis, lens-induced
- posterior H30.2 ☑

Cycloid personality F34.0

Cyclophoria H50.54

Cyclopia, cyclops Q87.0

Cyclopism Q87.0

Cyclosporiasis A07.4

Cyclothymia F34.0

Cyclothymic personality F34.0

Cyclotropia H50.41 ☑

Cylindroma (*see also* Neoplasm, malignant, by site)
- eccrine dermal — *see* Neoplasm, skin, benign
- skin — *see* Neoplasm, skin, benign

- **Cylindruria** R82.998
- **Cynanche**
  - diphtheritic A36.2
  - tonsillaris J36
- **Cynophobia** F40.218
- **Cynorexia** R63.2
- **Cyphosis** — *see* Kyphosis
- **Cyprus** fever — *see* Brucellosis
- **Cyst** (colloid) (mucous) (simple) (retention)
  - adenoid (infected) J35.8
  - adrenal gland E27.8
    - congenital Q89.1
  - air, lung J98.4
  - allantoic Q64.4
  - alveolar process (jaw bone) M27.40
  - amnion, amniotic O41.8X ☑
  - aneurysmal M27.49
  - anterior
    - chamber (eye) — *see* Cyst, iris
    - nasopalatine K09.1
  - antrum J34.1
  - anus K62.89
  - apical (tooth) (periodontal) K04.8
  - appendix K38.8
  - arachnoid, brain (acquired) G93.0
    - congenital Q04.6
  - arytenoid J38.7
  - Baker's M71.2 ☑
    - ruptured M66.0
    - tuberculous A18.02

- Bartholin's gland N75.0
- bile duct (common) (hepatic) K83.5
- bladder (multiple) (trigone) N32.89
- blue dome (breast) — *see* Cyst, breast
- bone (local) NEC M85.60
  - aneurysmal M85.50
    - ankle M85.57 ☑
    - foot M85.57 ☑
    - forearm M85.53 ☑
    - hand M85.54 ☑
    - jaw M27.49
    - lower leg M85.56 ☑
    - multiple site M85.59
    - neck M85.58
    - rib M85.58
    - shoulder M85.51 ☑
    - skull M85.58
    - specified site NEC M85.58
    - thigh M85.55 ☑
    - toe M85.57 ☑
    - upper arm M85.52 ☑
    - vertebra M85.58
  - solitary M85.40
    - ankle M85.47 ☑
    - fibula M85.46 ☑
    - foot M85.47 ☑
    - hand M85.44 ☑
    - humerus M85.42 ☑
    - jaw M27.49
    - neck M85.48
    - pelvis M85.45 ☑

- radius M85.43 ☑
- rib M85.48
- shoulder M85.41 ☑
- skull M85.48
- specified site NEC M85.48
- tibia M85.46 ☑
- toe M85.47 ☑
- ulna M85.43 ☑
- vertebra M85.48

specified type NEC M85.60

- ankle M85.67 ☑
- foot M85.67 ☑
- forearm M85.63 ☑
- hand M85.64 ☑
- jaw M27.40
  - developmental (nonodontogenic) K09.1
    - odontogenic K09.0
  - latent M27.0
- lower leg M85.66 ☑
- multiple site M85.69
- neck M85.68
- rib M85.68
- shoulder M85.61 ☑
- skull M85.68
- specified site NEC M85.68
- thigh M85.65 ☑
- toe M85.67 ☑
- upper arm M85.62 ☑
- vertebra M85.68

brain (acquired) G93.0

- congenital Q04.6
- hydatid B67.99 *[G94]*
- third ventricle (colloid), congenital Q04.6

branchial (cleft) Q18.0
branchiogenic Q18.0
breast (benign) (blue dome) (pedunculated) (solitary) N60.0 ☑
- involution — *see* Dysplasia, mammary, specified type NEC
- sebaceous — *see* Dysplasia, mammary, specified type NEC

broad ligament (benign) N83.8
bronchogenic (mediastinal) (sequestration) J98.4
- congenital Q33.0

buccal K09.8
bulbourethral gland N36.8
bursa, bursal NEC M71.30
- with rupture — *see* Rupture, synovium
- ankle M71.37 ☑
- elbow M71.32 ☑
- foot M71.37 ☑
- hand M71.34 ☑
- hip M71.35 ☑
- multiple sites M71.39
- pharyngeal J39.2
- popliteal space — *see* Cyst, Baker's
- shoulder M71.31 ☑
- specified site NEC M71.38
- wrist M71.33 ☑

calcifying odontogenic D16.5
- upper jaw (bone) (maxilla) D16.4

canal of Nuck (female) N94.89
- congenital Q52.4

- canthus — *see* Cyst, conjunctiva
- carcinomatous — *see* Neoplasm, malignant, by site
- cauda equina G95.89
- cavum septi pellucidi — *see* Cyst, brain
- celomic (pericardium) Q24.8
- cerebellopontine (angle) — *see* Cyst, brain
- cerebellum — *see* Cyst, brain
- cerebral — *see* Cyst, brain
- cervical lateral Q18.0
- cervix NEC N88.8
  - embryonic Q51.6
  - nabothian N88.8
- chiasmal optic NEC — *see* Disorder, optic, chiasm
- chocolate (ovary) N80.10 ☑
- choledochus, congenital Q44.4
- chorion O41.8X ☑
- choroid plexus G93.0
  - congenital Q04.6
- ciliary body — *see* Cyst, iris
- clitoris N90.7
- colon K63.89
- common (bile) duct K83.5
- congenital NEC Q89.89
  - adrenal gland Q89.1
  - epiglottis Q31.8
  - esophagus Q39.8
  - fallopian tube Q50.4
  - kidney Q61.00
    - more than one (multiple) Q61.02
      - specified as polycystic Q61.3

- adult type Q61.2
- infantile type NEC Q61.19
  - collecting duct dilation Q61.11
- solitary Q61.01
- larynx Q31.8
- liver Q44.6
- lung Q33.0
- mediastinum Q34.1
- ovary Q50.1
- oviduct Q50.4
- periurethral (tissue) Q64.79
- prepuce Q55.69
- salivary gland (any) Q38.4
- sublingual Q38.6
- submaxillary gland Q38.6
- thymus (gland) Q89.2
- tongue Q38.3
- ureterovesical orifice Q62.8
- vulva Q52.79

conjunctiva H11.44 ☑
cornea H18.89 ☑
corpora quadrigemina G93.0
corpus
- albicans N83.29 ☑
- luteum (hemorrhagic) (ruptured) N83.1 ☑

Cowper's gland (benign) (infected) N36.8
cranial meninges G93.0
craniobuccal pouch E23.6
craniopharyngeal pouch E23.6
cystic duct K82.8
Cysticercus — *see* Cysticercosis
Dandy-Walker Q03.1
- with spina bifida — *see* Spina bifida

- dental (root) K04.8
  - developmental K09.0
  - eruption K09.0
  - primordial K09.0
- dentigerous (mandible) (maxilla) K09.0
- dermoid — *see* Neoplasm, benign, by site
  - with malignant transformation C56. ☑
  - implantation
    - external area or site (skin) NEC L72.0
    - iris — *see* Cyst, iris, implantation
    - vagina N89.8
    - vulva N90.7
  - mouth K09.8
  - oral soft tissue K09.8
  - sacrococcygeal — *see* Cyst, pilonidal
- developmental K09.1
  - odontogenic K09.0
  - oral region (nonodontogenic) K09.1
  - ovary, ovarian Q50.1
- dura (cerebral) G93.0
  - spinal G96.198
- ear (external) Q18.1
- echinococcal — *see* Echinococcus
- embryonic
  - cervix uteri Q51.6
  - fallopian tube Q50.4
  - vagina Q52.4
- endometrium, endometrial (uterus) N85.8
  - ectopic — *see* Endometriosis
- enterogenous Q43.8
- epidermal, epidermoid (inclusion) (*see also* Cyst, skin) L72.0

- mouth K09.8
- oral soft tissue K09.8

epididymis N50.3
epiglottis J38.7
epiphysis cerebri E34.8
epithelial (inclusion) L72.0
epoophoron Q50.5
eruption K09.0
esophagus K22.89
ethmoid sinus J34.1
external female genital organs NEC N90.7
eye NEC H57.89
- congenital Q15.8

eyelid (sebaceous) H02.829
- infected — *see* Hordeolum
- left H02.826
  - lower H02.825
  - upper H02.824
- right H02.823
  - lower H02.822
  - upper H02.821

fallopian tube N83.8
- congenital Q50.4

fimbrial (twisted) Q50.4
fissural (oral region) K09.1
follicle (graafian) (hemorrhagic) N83.0 ☑
- nabothian N88.8

follicular (atretic) (hemorrhagic) (ovarian) N83.0 ☑
- dentigerous K09.0
- odontogenic K09.0
- skin L72.9

- specified NEC L72.8
- frontal sinus J34.1
- gallbladder K82.8
- ganglion — *see* Ganglion
- Gartner's duct Q52.4
- gingiva K09.0
- gland of Moll — *see* Cyst, eyelid
- globulomaxillary K09.1
- graafian follicle (hemorrhagic) N83.0 ☑
- granulosal lutein (hemorrhagic) N83.1 ☑
- hemangiomatous D18.00
  - intra-abdominal D18.03
  - intracranial D18.02
  - skin D18.01
  - specified site NEC D18.09
- hemorrhagic M27.49
- hydatid (*see also* Echinococcus) B67.90
  - brain B67.99 *[G94]*
  - liver (*see also* Cyst, liver, hydatid) B67.8
  - lung NEC B67.99 *[J99]*
  - Morgagni
    - female Q50.5
    - male (epididymal) Q55.4
      - testicular Q55.29
  - specified site NEC B67.99
- hymen N89.8
  - embryonic Q52.4
- hypopharynx J39.2
- hypophysis, hypophyseal (duct) (recurrent) E23.6
  - cerebri E23.6
- implantation (dermoid)

- external area or site (skin) NEC L72.0
- iris — *see* Cyst, iris, implantation
- vagina N89.8
- vulva N90.7

incisive canal K09.1

inclusion (epidermal) (epithelial) (epidermoid) (squamous) L72.0
- not of skin - code under Cyst, by site

intestine (large) (small) K63.89

intracranial — *see* Cyst, brain

intraligamentous (*see also* Disorder, ligament)
- knee — *see* Derangement, knee

intrasellar E23.6

iris H21.309
- exudative H21.31 ☑
- idiopathic H21.30 ☑
- implantation H21.32 ☑
- parasitic H21.33 ☑
- pars plana (primary) H21.34 ☑
  - exudative H21.35 ☑

jaw (bone) M27.40
- aneurysmal M27.49
- hemorrhagic M27.49
- traumatic M27.49
- developmental (odontogenic) K09.0
- fissural K09.1

joint NEC — *see* Disorder, joint, specified type NEC

kidney N28.1
- acquired N28.1
- calyceal — *see* Hydronephrosis
- congenital Q61.00
- more than one (multiple) Q61.02
  - specified as polycystic Q61.3
    - adult type (autosomal dominant) Q61.2
    - infantile type (autosomal recessive) NEC Q61.19
      - collecting duct dilation Q61.11

- pyelogenic — *see* Hydronephrosis
- simple N28.1
- solitary (single) N28.1
  - acquired N28.1
  - congenital Q61.01
- labium (majus) (minus) N90.7
  - sebaceous N90.7
- lacrimal (*see also* Disorder, lacrimal system, specified NEC)
  - gland H04.13 ☑
  - passages or sac — *see* Disorder, lacrimal system, specified NEC
- larynx J38.7
- lateral periodontal K09.0
- lens H27.8
  - congenital Q12.8
- lip (gland) K13.0
- liver (idiopathic) (simple) K76.89
  - congenital Q44.6
  - hydatid B67.8
    - granulosus B67.0
    - multilocularis B67.5
- lung J98.4
  - congenital Q33.0
  - giant bullous J43.9
- lutein N83.1 ☑
- lymphangiomatous D18.1
- lymphoepithelial, oral soft tissue K09.8
- macula — *see* Degeneration, macula, hole
- malignant — *see* Neoplasm, malignant, by site
- mammary gland — *see* Cyst, breast
- mandible M27.40
  - dentigerous K09.0
  - radicular K04.8
- maxilla M27.40
  - dentigerous K09.0
  - radicular K04.8
- medial, face and neck Q18.8
- median

- anterior maxillary K09.1
- palatal K09.1
- mediastinum, congenital Q34.1
- meibomian (gland) — *see* Chalazion
  - infected — *see* Hordeolum
- membrane, brain G93.0
- meninges (cerebral) G93.0
  - spinal G96.198
- meniscus, knee — *see* Derangement, knee, meniscus, cystic
- mesentery, mesenteric K66.8
  - chyle I89.8
- mesonephric duct
  - female Q50.5
  - male Q55.4
- milk N64.89
- Morgagni (hydatid)
  - female Q50.5
  - male (epididymal) Q55.4
    - testicular Q55.29
- mouth K09.8
- Müllerian duct Q50.4
  - appendix testis Q55.29
  - cervix Q51.6
  - fallopian tube Q50.4
  - female Q50.4
  - male Q55.29
  - prostatic utricle Q55.4
  - vagina (embryonal) Q52.4
- multilocular (ovary) D39.10
  - benign — *see* Neoplasm, benign, by site
- myometrium N85.8
- nabothian (follicle) (ruptured) N88.8
- nasoalveolar K09.1
- nasolabial K09.1
- nasopalatine (anterior) (duct) K09.1
- nasopharynx J39.2
- neoplastic — *see* Neoplasm, uncertain behavior, by site

- benign — *see* Neoplasm, benign, by site
- nerve root
  - cervical G96.191
  - lumbar G96.191
  - sacral G96.191
  - thoracic G96.191
- nervous system NEC G96.89
- neuroenteric (congenital) Q06.8
- nipple — *see* Cyst, breast
- nose (turbinates) J34.1
  - sinus J34.1
- odontogenic, developmental K09.0
- omentum (lesser) K66.8
  - congenital Q45.8
- ora serrata — *see* Cyst, retina, ora serrata
- oral
  - region K09.9
    - developmental (nonodontogenic) K09.1
    - specified NEC K09.8
  - soft tissue K09.9
    - specified NEC K09.8
- orbit H05.81 ☑
- ovary, ovarian (twisted) N83.20 ☑
  - adherent N83.20 ☑
  - chocolate N80.10 ☑
  - corpus
    - albicans N83.29 ☑
    - luteum (hemorrhagic) N83.1 ☑
  - dermoid D27.9
  - developmental Q50.1
  - due to failure of involution NEC N83.20 ☑
  - endometrial N80.10 ☑
  - follicular (graafian) (hemorrhagic) N83.0 ☑
  - hemorrhagic N83.20 ☑
  - in pregnancy or childbirth O34.8 ☑
    - with obstructed labor O65.5

- multilocular D39.10
- pseudomucinous D27.9
- retention N83.29 ☑
- serous N83.20 ☑
- specified NEC N83.29 ☑
- theca lutein (hemorrhagic) N83.1 ☑
- tuberculous A18.18

oviduct N83.8
palate (median) (fissural) K09.1
palatine papilla (jaw) K09.1
pancreas, pancreatic (hemorrhagic) (true) K86.2
- congenital Q45.2
- false K86.3

paralabral
- hip M24.85 ☑
- shoulder S43.43 ☑

paramesonephric duct Q50.4
- female Q50.4
- male Q55.29

paranephric N28.1
paraphysis, cerebri, congenital Q04.6
parasitic B89
parathyroid (gland) E21.4
paratubal N83.8
paraurethral duct N36.8
paroophoron Q50.5
parotid gland K11.6
parovarian Q50.5
pelvis, female N94.89
- in pregnancy or childbirth O34.8 ☑
  - causing obstructed labor O65.5

penis (sebaceous) N48.89
periapical K04.8
pericardial (congenital) Q24.8
- acquired (secondary) I31.8

- pericoronal K09.0
- perineural G96.191
- periodontal K04.8
  - lateral K09.0
- peripelvic (lymphatic) N28.1
- peritoneum K66.8
  - chylous I89.8
- periventricular, acquired, newborn P91.1
- pharynx (wall) J39.2
- pilar L72.11
- pilonidal (infected) (rectum) L05.91
  - with abscess L05.01
  - malignant C44.59 ☑
- pituitary (duct) (gland) E23.6
- placenta O43.19 ☑
- pleura J94.8
- popliteal — *see* Cyst, Baker's
- porencephalic Q04.6
  - acquired G93.0
- postanal (infected) — *see* Cyst, pilonidal
- postmastoidectomy cavity (mucosal) — *see* Complications, postmastoidectomy, cyst
- preauricular Q18.1
- prepuce N47.4
  - congenital Q55.69
- primordial (jaw) K09.0
- prostate N42.83
- pseudomucinous (ovary) D27.9
- pupillary, miotic H21.27 ☑
- radicular (residual) K04.8
- radiculodental K04.8
- ranular K11.8
- Rathke's pouch E23.6
- rectum (epithelium) (mucous) K62.89
- renal — *see* Cyst, kidney
- residual (radicular) K04.8
- retention (ovary) N83.29 ☑

- salivary gland K11.6
- retina H33.19 ☑
  - ora serrata H33.11 ☑
  - parasitic H33.12 ☑
- retroperitoneal K68.9
- sacrococcygeal (dermoid) — *see* Cyst, pilonidal
- salivary gland or duct (mucous extravasation or retention) K11.6
- Sampson's N80.10 ☑
- sclera H15.89
- scrotum L72.9
  - sebaceous L72.3
- sebaceous (duct) (gland) L72.3
  - breast — *see* Dysplasia, mammary, specified type NEC
  - eyelid — *see* Cyst, eyelid
  - genital organ NEC
    - female N94.89
    - male N50.89
  - scrotum L72.3
- semilunar cartilage (knee) (multiple) — *see* Derangement, knee, meniscus, cystic
- seminal vesicle N50.89
- serous (ovary) N83.20 ☑
- sinus (accessory) (nasal) J34.1
- Skene's gland N36.8
- skin L72.9
  - breast — *see* Dysplasia, mammary, specified type NEC
  - epidermal, epidermoid L72.0
  - epithelial L72.0
  - eyelid — *see* Cyst, eyelid
  - genital organ NEC
    - female N90.7
    - male N50.89
  - inclusion L72.0
  - scrotum L72.9
  - sebaceous L72.3
  - sweat gland or duct L74.8
- solitary

- bone — *see* Cyst, bone, solitary
- jaw M27.40
- kidney N28.1

spermatic cord N50.89
sphenoid sinus J34.1
spinal meninges G96.198
spleen NEC D73.4
- congenital Q89.09
- hydatid (*see also* Echinococcus) B67.99 *[D77]*

Stafne's M27.0
subarachnoid intrasellar R93.0
subcutaneous, pheomycotic (chromomycotic) B43.2
subdural (cerebral) G93.0
- spinal cord G96.198

sublingual gland K11.6
submandibular gland K11.6
submaxillary gland K11.6
suburethral N36.8
suprarenal gland E27.8
suprasellar — *see* Cyst, brain
sweat gland or duct L74.8
synovial (*see also* Cyst, bursa)
- ruptured — *see* Rupture, synovium

Tarlov G96.191
tarsal — *see* Chalazion
tendon (sheath) — *see* Disorder, tendon, specified type NEC
testis N44.2
- tunica albuginea N44.1

theca lutein (ovary) N83.1 ☑
Thornwaldt's J39.2
thymus (gland) E32.8
thyroglossal duct (infected) (persistent) Q89.2
thyrolingual duct (infected) (persistent) Q89.2
thyroid (gland) E04.1
tongue K14.8
tonsil J35.8
tooth — *see* Cyst, dental
Tornwaldt's J39.2

- trichilemmal (proliferating) L72.12
- trichodermal L72.12
- tubal (fallopian) N83.8
  - inflammatory — *see* Salpingitis, chronic
- tubo-ovarian N83.8
  - inflammatory N70.13
- tunica
  - albuginea testis N44.1
  - vaginalis N50.89
- turbinate (nose) J34.1
- Tyson's gland N48.89
- urachus, congenital Q64.4
- ureter N28.89
- ureterovesical orifice N28.89
- urethra, urethral (gland) N36.8
- uterine ligament N83.8
- uterus (body) (corpus) (recurrent) N85.8
  - embryonic Q51.818
    - cervix Q51.6
- vagina, vaginal (implantation) (inclusion) (squamous cell) (wall) N89.8
  - embryonic Q52.4
- vallecula, vallecular (epiglottis) J38.7
- vesical (orifice) N32.89
- vitreous body H43.89
- vulva (implantation) (inclusion) N90.7
  - congenital Q52.79
  - sebaceous gland N90.7
- vulvovaginal gland N90.7
- wolffian
  - female Q50.5
  - male Q55.4

Cystadenocarcinoma — *see* Neoplasm, malignant, by site
- bile duct C22.1
- endometrioid — *see* Neoplasm, malignant, by site

- specified site — *see* Neoplasm, malignant, by site
- unspecified site
  - female C56.9
  - male C61
- mucinous
  - papillary
    - specified site — *see* Neoplasm, malignant, by site
    - unspecified site C56.9
  - specified site — *see* Neoplasm, malignant, by site
  - unspecified site C56.9
- papillary
  - mucinous
    - specified site — *see* Neoplasm, malignant, by site
    - unspecified site C56.9
  - pseudomucinous
    - specified site — *see* Neoplasm, malignant, by site
    - unspecified site C56.9
  - serous
    - specified site — *see* Neoplasm, malignant, by site
    - unspecified site C56.9
  - specified site — *see* Neoplasm, malignant, by site
  - unspecified site C56.9
- pseudomucinous
  - papillary
    - specified site — *see* Neoplasm, malignant, by site
    - unspecified site C56.9
  - specified site — *see* Neoplasm, malignant, by site
  - unspecified site C56.9
- serous
  - papillary
    - specified site — *see* Neoplasm, malignant, by site
    - unspecified site C56.9
  - specified site — *see* Neoplasm, malignant, by site
  - unspecified site C56.9
- Cystadenofibroma

- clear cell — *see* Neoplasm, benign, by site
- endometrioid D27.9
  - borderline malignancy D39.1 ☑
  - malignant C56. ☑
- mucinous
  - specified site — *see* Neoplasm, benign, by site
  - unspecified site D27.9
- serous
  - specified site — *see* Neoplasm, benign, by site
  - unspecified site D27.9
- specified site — *see* Neoplasm, benign, by site
- unspecified site D27.9

Cystadenoma (*see also* Neoplasm, benign, by site)

- bile duct D13.4
- endometrioid — *see* Neoplasm, benign, by site
  - borderline malignancy — *see* Neoplasm, uncertain behavior, by site
- malignant — *see* Neoplasm, malignant, by site
- mucinous
  - borderline malignancy
    - ovary C56. ☑
    - specified site NEC — *see* Neoplasm, uncertain behavior, by site
    - unspecified site C56.9
  - papillary
    - borderline malignancy
      - ovary C56. ☑
      - specified site NEC — *see* Neoplasm, uncertain behavior, by site
      - unspecified site C56.9
    - specified site — *see* Neoplasm, benign, by site
    - unspecified site D27.9
  - specified site — *see* Neoplasm, benign, by site
  - unspecified site D27.9
- papillary
  - borderline malignancy
    - ovary C56. ☑
    - specified site NEC — *see* Neoplasm, uncertain behavior, by site
    - unspecified site C56.9
  - lymphomatosum

- specified site — *see* Neoplasm, benign, by site
- unspecified site D11.9

mucinous
- borderline malignancy
  - ovary C56. ☑
  - specified site NEC — *see* Neoplasm, uncertain behavior, by site
  - unspecified site C56.9
- specified site — *see* Neoplasm, benign, by site
- unspecified site D27.9

pseudomucinous
- borderline malignancy
  - ovary C56. ☑
  - specified site NEC — *see* Neoplasm, uncertain behavior, by site
  - unspecified site C56.9
- specified site — *see* Neoplasm, benign, by site
- unspecified site D27.9

serous
- borderline malignancy
  - ovary C56. ☑
  - specified site NEC — *see* Neoplasm, uncertain behavior, by site
  - unspecified site C56.9
- specified site — *see* Neoplasm, benign, by site
- unspecified site D27.9

specified site — *see* Neoplasm, benign, by site
unspecified site D27.9

pseudomucinous
- borderline malignancy
  - ovary C56. ☑
  - specified site NEC — *see* Neoplasm, uncertain behavior, by site
  - unspecified site C56.9

papillary
- borderline malignancy
  - ovary C56. ☑
  - specified site NEC — *see* Neoplasm, uncertain behavior, by site
  - unspecified site C56.9
- specified site — *see* Neoplasm, benign, by site
- unspecified site D27.9

- specified site — *see* Neoplasm, benign, by site
- unspecified site D27.9
- serous
  - borderline malignancy
    - ovary C56. ☑
    - specified site NEC — *see* Neoplasm, uncertain behavior, by site
    - unspecified site C56.9
  - papillary
    - borderline malignancy
      - ovary C56. ☑
      - specified site NEC — *see* Neoplasm, uncertain behavior, by site
      - unspecified site C56.9
    - specified site — *see* Neoplasm, benign, by site
    - unspecified site D27.9
  - specified site — *see* Neoplasm, benign, by site
  - unspecified site D27.9
- Cystathionine synthase deficiency E72.11
- Cystathioninemia E72.19
- Cystathioninuria E72.19
- Cystic (*see also* condition)
  - breast (chronic) — *see* Mastopathy, cystic
  - corpora lutea (hemorrhagic) N83.1 ☑
  - duct — *see* condition
  - eyeball (congenital) Q11.0
  - fibrosis — *see* Fibrosis, cystic
  - kidney (congenital) Q61.9
    - adult type Q61.2
    - infantile type NEC Q61.19
      - collecting duct dilatation Q61.11
    - medullary Q61.5
  - liver, congenital Q44.6
  - lung disease J98.4
    - congenital Q33.0
  - mastitis, chronic — *see* Mastopathy, cystic
  - medullary, kidney Q61.5
  - meniscus — *see* Derangement, knee, meniscus, cystic
  - ovary N83.20 ☑

- Cysticercosis, cysticerciasis B69.9
  - with
    - epileptiform fits B69.0
    - myositis B69.81
  - brain B69.0
  - central nervous system B69.0
  - cerebral B69.0
  - ocular B69.1
  - specified NEC B69.89
- Cysticercus cellulose infestation — *see* Cysticercosis
- Cystinosis (malignant) E72.04
- Cystinuria E72.01
- Cystitis (exudative) (hemorrhagic) (septic) (suppurative) N30.90
  - with
    - fibrosis — *see* Cystitis, chronic, interstitial
    - hematuria N30.91
    - leukoplakia — *see* Cystitis, chronic, interstitial
    - malakoplakia — *see* Cystitis, chronic, interstitial
    - metaplasia — *see* Cystitis, chronic, interstitial
    - prostatitis N41.3
  - acute N30.00
    - with hematuria N30.01
    - of trigone N30.30
      - with hematuria N30.31
  - allergic — *see* Cystitis, specified type NEC
  - amebic A06.81
  - bilharzial B65.9 *[N33]*
  - blennorrhagic (gonococcal) A54.01
  - bullous — *see* Cystitis, specified type NEC
  - calculous N21.0
  - chlamydial A56.01
  - chronic N30.20
    - with hematuria N30.21
    - interstitial N30.10
      - with hematuria N30.11
    - of trigone N30.30
      - with hematuria N30.31
    - specified NEC N30.20

with hematuria N30.21
cystic (a) — *see* Cystitis, specified type NEC
diphtheritic A36.85
echinococcal
granulosus B67.39
multilocularis B67.69
emphysematous — *see* Cystitis, specified type NEC
encysted — *see* Cystitis, specified type NEC
eosinophilic — *see* Cystitis, specified type NEC
follicular — *see* Cystitis, of trigone
gangrenous — *see* Cystitis, specified type NEC
glandularis — *see* Cystitis, specified type NEC
gonococcal A54.01
incrusted — *see* Cystitis, specified type NEC
interstitial (chronic) — *see* Cystitis, chronic, interstitial
irradiation N30.40
with hematuria N30.41
irritation — *see* Cystitis, specified type NEC
malignant — *see* Cystitis, specified type NEC
of trigone N30.30
with hematuria N30.31
panmural — *see* Cystitis, chronic, interstitial
polyposa — *see* Cystitis, specified type NEC
prostatic N41.3
puerperal (postpartum) O86.22
radiation — *see* Cystitis, irradiation
specified type NEC N30.80
with hematuria N30.81
subacute — *see* Cystitis, chronic
submucous — *see* Cystitis, chronic, interstitial
syphilitic (late) A52.76
trichomonal A59.03
tuberculous A18.12
ulcerative — *see* Cystitis, chronic, interstitial
Cystocele (-urethrocele)
female N81.10

- with prolapse of uterus — *see* Prolapse, uterus
  - lateral N81.12
  - midline N81.11
  - paravaginal N81.12
- in pregnancy or childbirth O34.8
  - causing obstructed labor O65.5
- male N32.89

Cystolithiasis N21.0

Cystoma (*see also* Neoplasm, benign, by site)
- endometrial, ovary N80.10
- mucinous
  - specified site — *see* Neoplasm, benign, by site
  - unspecified site D27.9
- serous
  - specified site — *see* Neoplasm, benign, by site
  - unspecified site D27.9
- simple (ovary) N83.29

Cystoplegia N31.2

Cystoptosis N32.89

Cystopyelitis — *see* Pyelonephritis

Cystorrhagia N32.89

Cystosarcoma phyllodes D48.6
- benign D24
- malignant — *see* Neoplasm, breast, malignant

Cystostomy
- attention to Z43.5
- complication — *see* Complications, cystostomy
- status Z93.50
  - appendico-vesicostomy Z93.52
  - cutaneous Z93.51
  - specified NEC Z93.59

Cystourethritis — *see* Urethritis

Cystourethrocele (*see also* Cystocele)
- female N81.10

- with uterine prolapse — *see* Prolapse, uterus
  - lateral N81.12
  - midline N81.11
  - paravaginal N81.12
- male N32.89

Cytomegalic inclusion disease
- congenital P35.1

Cytomegalovirus infection B25.9

Cytomycosis (reticuloendothelial) B39.4

Cytopenia D75.9
- refractory
  - with multilineage dysplasia D46.A
    - and ring sideroblasts (RCMD RS) D46.B

Czerny's disease (periodic hydrarthrosis of the knee) — *see* Effusion, joint, knee

D

- Daae (-Finsen) disease (epidemic pleurodynia) B33.0
- Da Costa's syndrome F45.8
- Dabney's grip B33.0
- Dacryoadenitis, dacryadenitis H04.00 ☑
  - acute H04.01 ☑
  - chronic H04.02 ☑
- Dacryocystitis H04.30 ☑
  - acute H04.32 ☑
  - chronic H04.41 ☑
  - neonatal P39.1
  - phlegmonous H04.31 ☑
  - syphilitic A52.71
    - congenital (early) A50.01
  - trachomatous, active A71.1
    - sequelae (late effect) B94.0
- Dacryocystoblennorrhea — *see* Inflammation, lacrimal, passages, chronic
- Dacryocystocele — *see* Disorder, lacrimal system, changes
- Dacryolith, dacryolithiasis H04.51 ☑
- Dacryoma — *see* Disorder, lacrimal system, changes
- Dacryopericystitis — *see* Dacryocystitis
- Dacryops H04.11 ☑
- Dacryostenosis (*see also* Stenosis, lacrimal)
  - congenital Q10.5
- Dactylitis
  - bone — *see* Osteomyelitis
  - sickle-cell D57.04
    - Beta plus D57.454
    - Beta zero D57.434
    - Hb C D57.214
    - Hb SD D57.814
    - Hb SE D57.814
    - Hb SS D57.04
    - specified NEC D57.814
    - thalassemia D57.414
  - skin L08.9
  - syphilitic A52.77
  - tuberculous A18.03

- Dactylolysis spontanea (ainhum) L94.6
- Dactylosymphysis Q70.9
  - fingers — *see* Syndactylism, complex, fingers
  - toes — *see* Syndactylism, complex, toes
- Damage
  - arteriosclerotic — *see* Arteriosclerosis
  - brain (nontraumatic) G93.9
    - anoxic, hypoxic G93.1
      - resulting from a procedure G97.82
    - child NEC G80.9
    - due to birth injury P11.2
  - cardiorenal (vascular) — *see* Hypertension, cardiorenal
  - cerebral NEC — *see* Damage, brain
  - coccyx, complicating delivery O71.6
  - coronary — *see* Disease, heart, ischemic
  - deep tissue, pressure-induced (*see also* L89 ☑ with final character .6)
  - eye, birth injury P15.3
  - liver (nontraumatic) K76.9
    - alcoholic K70.9
    - due to drugs — *see* Disease, liver, toxic
    - toxic — *see* Disease, liver, toxic
  - lung
    - dabbing (related) U07.0
    - electronic cigarette (related) U07.0
    - vaping (associated) (device) (product) (use) U07.0
  - medication T88.7 ☑
  - organ
    - dabbing (related) U07.0
    - electronic cigarette (related) U07.0
    - vaping (associated) (device) (product) (use) U07.0
  - pelvic
    - joint or ligament, during delivery O71.6
    - organ NEC
      - during delivery O71.5
      - following ectopic or molar pregnancy O08.6
  - renal — *see* Disease, renal
  - subendocardium, subendocardial — *see* Degeneration, myocardial
  - vascular I99.9

- Dana-Putnam syndrome (subacute combined sclerosis with pernicious anemia) — *see* Degeneration, combined
- Danbolt (-Cross) syndrome (acrodermatitis enteropathica) E83.2
- Dandruff L21.0
- Dandy-Walker syndrome Q03.1
  - with spina bifida — *see* Spina bifida
- Danlos' syndrome (*see also* Syndrome, Ehlers-Danlos) Q79.60
- Darier (-White) disease (congenital) Q82.8
  - meaning erythema annulare centrifugum L53.1
- Darier-Roussy sarcoid D86.3
- Darling's disease or histoplasmosis B39.4
- Darwin's tubercle Q17.8
- Dawson's (inclusion body) encephalitis A81.1
- De Beurmann (-Gougerot) disease B42.1
- De la Tourette's syndrome F95.2
- De Lange's syndrome Q87.19
- De Morgan's spots (senile angiomas) I78.1
- De Quervain's
  - disease (tendon sheath) M65.4
  - syndrome E34.51
  - thyroiditis (subacute granulomatous thyroiditis) E06.1
- De Toni-Fanconi (-Debré) syndrome E72.09
  - with cystinosis E72.04
- Dead
  - fetus, retained (mother) O36.4 ☑
    - early pregnancy O02.1
  - labyrinth — *see* subcategory H83.2 ☑
  - ovum, retained O02.0
- Deaf nonspeaking NEC H91.3
- Deafmutism (acquired) (congenital) NEC H91.3
  - hysterical F44.6
  - syphilitic, congenital (*see also* subcategory H94.8 ☑) A50.09
- Deafness (acquired) (complete) (hereditary) (partial) H91.9 ☑
  - with blue sclera and fragility of bone Q78.0
  - auditory fatigue — *see* Deafness, specified type NEC
  - aviation T70.0 ☑

- nerve injury — *see* Injury, nerve, acoustic, specified type NEC
- boilermaker's — *see* subcategory H83.3
- central — *see* Deafness, sensorineural
- conductive H90.2
  - and sensorineural
    - mixed H90.8
      - bilateral H90.6
  - bilateral H90.0
  - unilateral H90.1
    - with restricted hearing on the contralateral side H90.A
- congenital H90.5
  - with blue sclera and fragility of bone Q78.0
- due to toxic agents — *see* Deafness, ototoxic
- emotional (hysterical) F44.6
- functional (hysterical) F44.6
- high frequency H91.9
- hysterical F44.6
- low frequency H91.9
- mental R48.8
- mixed conductive and sensorineural H90.8
  - bilateral H90.6
  - unilateral H90.7
- nerve — *see* Deafness, sensorineural
- neural — *see* Deafness, sensorineural
- noise-induced (*see also* subcategory) H83.3
  - nerve injury — *see* Injury, nerve, acoustic, specified type NEC
- nonspeaking H91.3
- ototoxic — *see* subcategory H91.0
- perceptive — *see* Deafness, sensorineural
- psychogenic (hysterical) F44.6
- sensorineural H90.5
  - and conductive
    - mixed H90.8
      - bilateral H90.6

- bilateral H90.3
- unilateral H90.4 ☑
  - with restricted hearing on the contralateral side H90.A ☑
- sensory — *see* Deafness, sensorineural
- specified type NEC — *see* subcategory H91.8 ☑
- sudden (idiopathic) H91.2 ☑
- syphilitic A52.15
- transient ischemic H93.01 ☑
- traumatic — *see* Injury, nerve, acoustic, specified type NEC
- word (developmental) H93.25

Death (cause unknown) (of) (unexplained) (unspecified cause) R99
- brain G93.82
- cardiac (sudden) (with successful resuscitation) — *see* Arrest, cardiac
  - family history of Z82.41
  - personal history of Z86.74
- family member (assumed) Z63.4

Debility (chronic) (general) (nervous) R53.81
- congenital or neonatal NOS P96.9
- nervous R53.81
- old age R54
- senile R54

Débove's disease (splenomegaly) R16.1

Debt, burdensome Z59.868

Decalcification
- bone — *see* Osteoporosis
- teeth K03.89

Decapsulation, kidney N28.89

Decay
- dental — *see* Caries, dental
- senile R54
- tooth, teeth — *see* Caries, dental

Deciduitis (acute)
- following ectopic or molar pregnancy O08.0

Decline (general) — *see* Debility
- cognitive, age-associated R41.81

Decompensation

- cardiac (acute) (chronic) — *see* Disease, heart
- cardiovascular — *see* Disease, cardiovascular
- heart — *see* Disease, heart
- hepatic — *see* Failure, hepatic
- myocardial (acute) (chronic) — *see* Disease, heart
- respiratory J98.8

Decompression sickness T70.3 ☑

Decrease (d)

- absolute neutrophil count — *see* Neutropenia
- blood
  - glucose E16.2
    - level 1 E16.A1
    - level 2 E16.A2
    - level 3 E16.A3
  - platelets — *see* Thrombocytopenia
  - pressure R03.1
    - due to shock following
      - injury T79.4 ☑
      - operation T81.19 ☑
- estrogen E28.39
  - postablative E89.40
    - asymptomatic E89.40
    - symptomatic E89.41
- fragility of erythrocytes D58.8
- function
  - lipase (pancreatic) K90.3
  - ovary in hypopituitarism E23.0
  - parenchyma of pancreas K86.89
  - pituitary (gland) (anterior) (lobe) E23.0
    - posterior (lobe) E23.0
- functional activity R68.89
- glucose E16.2
- hematocrit R71.0
- hemoglobin R71.0
- leukocytes D72.819
  - specified NEC D72.818

- libido R68.82
- lymphocytes D72.810
- platelets D69.6
- respiration, due to shock following injury T79.4 ☑
- sexual desire R68.82
- tear secretion NEC — *see* Syndrome, dry eye
- tolerance
  - fat K90.49
  - glucose R73.09
  - pancreatic K90.3
  - salt and water E87.8
- vision NEC H54.7
- white blood cell count D72.819
  - specified NEC D72.818

Decubitus (ulcer) — *see* Ulcer, pressure, by site
- cervix N86

Deepening acetabulum — *see* Derangement, joint, specified type NEC, hip

Defect, defective Q89.9
- 3-beta-hydroxysteroid dehydrogenase E25.0
- 11-hydroxylase E25.0
- 21-hydroxylase E25.0
- abdominal wall, congenital Q79.59
- antibody immunodeficiency D80.9
- aorticopulmonary septum Q21.4
- atrial septal Q21.10
  - coronary sinus Q21.13
  - following acute myocardial infarction (current complication) I23.1
  - ostium primum type (type I) Q21.20
    - with
      - common atrioventricular valves and moderate or larger inlet VSD Q21.23
      - separate atrioventricular valves Q21.21
        - and small or restrictive inlet VSD Q21.22
  - ostium secundum type (patent persistent) (type II) Q21.11
  - sinus venosus Q21.16

- inferior Q21.15
- superior Q21.14
- specified NEC Q21.19
- vena cava type
  - inferior Q21.15
  - superior Q21.14

atrioventricular
- canal Q21.20
- septal
  - common Q21.23
  - complete Q21.23
  - incomplete Q21.21
  - intermediate Q21.22
  - partial Q21.21
  - transitional Q21.22
  - unspecified as to partial or complete Q21.20
- septum Q21.20

auricular septal Q21.10
bilirubin excretion NEC E80.6
biosynthesis, androgen (testicular) E29.1
bulbar septum Q21.0
catalase E80.3
cell membrane receptor complex (CR3) D71.8
circulation I99.9
- congenital Q28.9
- newborn Q28.9

coagulation (factor) (*see also* Deficiency, factor) D68.9
- with
  - COVID-19 associated coagulopathy D68.8
  - ectopic pregnancy O08.1
  - molar pregnancy O08.1
- acquired D68.4
- antepartum with hemorrhage — *see* Hemorrhage, antepartum, with coagulation defect
- due to
  - liver disease D68.4
  - vitamin K deficiency D68.4

- hereditary NEC D68.2
- intrapartum O67.0
- newborn, transient P61.6
- postpartum O99.13
  - with hemorrhage O72.3
- specified type NEC D68.8

complement system D84.1
conduction (heart) I45.9
- bone — *see* Deafness, conductive

congenital, organ or site not listed — *see* Anomaly, by site
coronary sinus Q21.13
cushion, endocardial Q21.20
- common Q21.23
- incomplete Q21.21
- intermediate Q21.22
- transitional Q21.22

degradation, glycoprotein E77.1
dental bridge, crown, fillings — *see* Defect, dental restoration
dental restoration K08.50
- specified NEC K08.59

dentin (hereditary) K00.5
Descemet's membrane, congenital Q13.89
developmental (*see also* Anomaly)
- cauda equina Q06.3

diaphragm
- with elevation, eventration or hernia — *see* Hernia, diaphragm
- congenital Q79.1
  - with hernia Q79.0
  - gross (with hernia) Q79.0

ectodermal, congenital Q82.9
Eisenmenger's Q21.8
enzyme
- catalase E80.3
- peroxidase E80.3

- esophagus, congenital Q39.9
- extensor retinaculum M62.89
- fibrin polymerization D68.2
- filling
  - bladder R93.41
  - kidney R93.42 ☑
  - renal pelvis R93.41
  - stomach R93.3
  - ureter R93.41
  - urinary organs, specified NEC R93.49
- GABA (gamma aminobutyric acid) metabolic E72.81
- Gerbode Q21.0
- glucose transport, blood-brain barrier E74.810
- glycoprotein degradation E77.1
- Hageman (factor) D68.2
- hearing — *see* Deafness
- high grade F70
- home, technical, preventing adequate care Z59.19
- interatrial septal Q21.19
- interauricular septal Q21.19
- interventricular septal Q21.0
  - with dextroposition of aorta, pulmonary stenosis and hypertrophy of right ventricle Q21.3
  - in tetralogy of Fallot Q21.3
- intervertebral annular fibrosis (*see also* Disease, intervertebral disc, by site) M51.9
  - lumbar M51.A0
    - large M51.A2
    - small M51.A1
  - lumbosacral M51.A3
    - large M51.A5
    - small M51.A4
- learning (specific) — *see* Disorder, learning
- lymphocyte function antigen-1 (LFA-1) D84.0
- lysosomal enzyme, post-translational modification E77.0
- major osseous M89.70

- ankle M89.77
- carpus M89.74
- clavicle M89.71
- femur M89.75
- fibula M89.76
- fingers M89.74
- foot M89.77
- forearm M89.73
- hand M89.74
- humerus M89.72
- lower leg M89.76
- metacarpus M89.74
- metatarsus M89.77
- multiple sites M89.79
- pelvic region M89.75
- pelvis M89.75
- radius M89.73
- scapula M89.71
- shoulder region M89.71
- specified NEC M89.78
- tarsus M89.77
- thigh M89.75
- tibia M89.76
- toes M89.77
- ulna M89.73

mental — *see* Disability, intellectual

modification, lysosomal enzymes, post-translational E77.0

obstructive, congenital

- renal pelvis Q62.39
- ureter Q62.39
  - atresia — *see* Atresia, ureter
  - cecoureterocele Q62.32
  - megaureter Q62.2
  - orthotopic ureterocele Q62.31

osseous, major M89.70

- ankle M89.77
- carpus M89.74
- clavicle M89.71
- femur M89.75
- fibula M89.76
- fingers M89.74
- foot M89.77
- forearm M89.73
- hand M89.74
- humerus M89.72
- lower leg M89.76
- metacarpus M89.74
- metatarsus M89.77
- multiple sites M89.9
- pelvic region M89.75
- pelvis M89.75
- radius M89.73
- scapula M89.71
- shoulder region M89.71
- specified NEC M89.78
- tarsus M89.77
- thigh M89.75
- tibia M89.76
- toes M89.77
- ulna M89.73

osteochondral NEC (*see also* Deformity) M95.8

ostium
- primum Q21.20
- secundum Q21.11

peroxidase E80.3

placental blood supply — *see* Insufficiency, placental

platelets, qualitative D69.1
- constitutional — *see* Disease, von Willebrand

postural NEC, spine — *see* Dorsopathy, deforming

qualitative, of von Willebrand factor
- with

- decreased platelet adhesion and selective deficiency of high-molecular-weight multimers (*see also* Disease, von Willebrand) D68.020
- defective platelet adhesion with a normal size distribution of von Willebrand factor multimers (*see also* Disease, von Willebrand) D68.022
- defective von Willebrand factor to factor VIII binding (*see also* Disease, von Willebrand) D68.023
- high-molecular-weight von Willebrand factor loss (*see also* Disease, von Willebrand) D68.021
- hyper-adhesive forms (*see also* Disease, von Willebrand) D68.021
- increased affinity for platelet glycoprotein Ib (*see also* Disease, von Willebrand) D68.021
- markedly decreased affinity for factor VIII (*see also* Disease, von Willebrand) D68.023
- in von Willebrand factor function, with no further subtyping (*see also* Disease, von Willebrand) D68.029

reduction
- limb Q73.8
  - lower Q72.9 ☑
    - absence — *see* Agenesis, leg
      - foot — *see* Agenesis, foot
    - longitudinal
      - femur Q72.4 ☑
      - fibula Q72.6 ☑
      - tibia Q72.5 ☑
    - specified type NEC Q72.89 ☑
    - split foot Q72.7 ☑
  - specified type NEC Q73.8
  - upper Q71.9 ☑
    - absence — *see* Agenesis, arm
      - forearm — *see* Agenesis, forearm
      - hand — *see* Agenesis, hand
    - lobster-claw hand Q71.6 ☑
    - longitudinal
      - radius Q71.4 ☑
      - ulna Q71.5 ☑
    - specified type NEC Q71.89 ☑

renal pelvis Q63.8
- obstructive Q62.39

respiratory system, congenital Q34.9

restoration, dental K08.50
- specified NEC K08.59

- retinal nerve bundle fibers H35.89
- septal (heart) NOS Q21.9
  - acquired (atrial) (auricular) (ventricular) (old) I51.0
  - atrial (*see also* Defect, atrial septal) Q21.10
    - concurrent with acute myocardial infarction — *see* Infarct, myocardium
    - following acute myocardial infarction (current complication) I23.1
  - ventricular (*see also* Defect, ventricular septal) Q21.0
- sinus venosus (*see also* Defect, atrial septal, sinus venosus) Q21.16
- speech — *see* Disorder, speech
  - developmental F80.9
  - specified NEC R47.89
- Taussig-Bing (aortic transposition and overriding pulmonary artery) Q20.1
- teeth, wedge K03.1
- vascular (local) I99.9
  - congenital Q27.9
- ventricular septal Q21.0
  - concurrent with acute myocardial infarction — *see* Infarct, myocardium
  - following acute myocardial infarction (current complication) I23.2
  - in tetralogy of Fallot Q21.3
- vision NEC H54.7
- visual field H53.40
  - bilateral
    - heteronymous H53.47
    - homonymous H53.46 ☑
  - generalized contraction H53.48 ☑
  - localized
    - arcuate H53.43 ☑
    - scotoma (central area) H53.41 ☑
      - blind spot area H53.42 ☑
    - sector H53.43 ☑
    - specified type NEC H53.45 ☑
- voice R49.9
  - specified NEC R49.8
- wedge, tooth, teeth (abrasion) K03.1

Deferentitis N49.1
- gonorrheal (acute) (chronic) A54.23

Defibrination (syndrome) D65

- antepartum — *see* Hemorrhage, antepartum, with coagulation defect, disseminated intravascular coagulation
- following ectopic or molar pregnancy O08.1
- intrapartum O67.0
- newborn P60
- postpartum O72.3

Deficiency, deficient

- 3-beta hydroxysteroid dehydrogenase E25.0
- 5-alpha reductase (with male pseudohermaphroditism) E29.1
- 11-hydroxylase E25.0
- 21-hydroxylase E25.0
- AADC (aromatic L-amino acid decarboxylase) E70.81
- ABCC6
  - causing generalized arterial calcification of infancy E83.823
  - pseudoxanthoma elasticum E83.824
- abdominal muscle syndrome Q79.4
- accelerator globulin (Ac G) (blood) D68.2
- AC globulin (congenital) (hereditary) D68.2
  - acquired D68.4
- acid phosphatase E83.39
- acid sphingomyelinase (ASMD) E75.249
  - type
    - A E75.240
    - A/B E75.244
    - B E75.241
- activating factor (blood) D68.2
- ADA2 (adenosine deaminase 2) D81.32
- adenosine deaminase (ADA) D81.30
  - with severe combined immunodeficiency (SCID) D81.31
  - partial (type 1) D81.39
  - specified NEC D81.39
  - type 1 (without SCID) (without severe combined immunodeficiency) D81.39
  - type 2 D81.32
- aldolase (hereditary) E74.19
- alpha-1-antitrypsin E88.01
- amino-acids E72.9
- anemia — *see* Anemia
- aneurin E51.9
- antibody with

- hyperimmunoglobulinemia D80.6
- near-normal immunoglobins D80.6

antidiuretic hormone E23.2
anti-hemophilic
- factor (A) D66
  - B D67
  - C D68.1
- globulin (AHG) NEC D66

antithrombin (antithrombin III) D68.59
aromatic L-amino acid decarboxylase (AADC) E70.81
ascorbic acid E54
attention (disorder) (syndrome) F98.8
- with hyperactivity — *see* Disorder, attention-deficit hyperactivity

autoprothrombin
- I D68.2
- II D67
- C D68.2

beta-glucuronidase E76.29
biotin E53.8
biotin-dependent carboxylase D81.819
biotinidase D81.810
brancher enzyme (amylopectinosis) E74.03
calciferol E55.9
- with
  - adult osteomalacia M83.8
  - rickets — *see* Rickets

calcium (dietary) E58
calorie, severe E43
- with marasmus E41
  - and kwashiorkor E42

cardiac — *see* Insufficiency, myocardial
carnitine E71.40
- due to
  - hemodialysis E71.43
  - inborn errors of metabolism E71.42
  - Valproic acid therapy E71.43

- iatrogenic E71.43
- muscle palmityltransferase E71.314
- primary E71.41
- secondary E71.448

carotene E50.9
CD73 ☑ deficiency causing arterial calcification E83.825
central nervous system G96.89
ceruloplasmin (Wilson) E83.01
choline E53.8
Christmas factor D67
chromium E61.4
chronic neurovisceral acid sphingomyelinase E75.244
chronic visceral acid sphingomyelinase E75.241
clotting (blood) (*see also* Deficiency, coagulation factor) D68.9
clotting factor NEC (hereditary) (*see also* Deficiency, factor) D68.2
coagulation NOS D68.9

- with
  - ectopic pregnancy O08.1
  - molar pregnancy O08.1
- acquired (any) D68.4
- antepartum hemorrhage — *see* Hemorrhage, antepartum, with coagulation defect
- clotting factor NEC (*see also* Deficiency, factor) D68.2
- due to
  - hyperprothrombinemia D68.4
  - liver disease D68.4
  - vitamin K deficiency D68.4
- newborn, transient P61.6
- postpartum O72.3
- specified NEC D68.8

cognitive F09
color vision H53.50

- achromatopsia H53.51
- acquired H53.52
- deuteranomaly H53.53
- protanomaly H53.54
- specified type NEC H53.59
- tritanomaly H53.55

- combined glucocorticoid and mineralocorticoid E27.49
- contact factor D68.2
- copper (nutritional) E61.0
- corticoadrenal E27.40
  - primary E27.1
- craniofacial axis Q75.009
- cyanocobalamin E53.8
- C1 esterase inhibitor (C1-INH) D84.1
- debrancher enzyme (limit dextrinosis) E74.03
- dehydrogenase
  - long chain/very long chain acyl CoA E71.310
  - medium chain acyl CoA E71.311
  - short chain acyl CoA E71.312
- diet E63.9
- dihydropyrimidine dehydrogenase (DPD) E88.89
- disaccharidase E73.9
- edema — *see* Malnutrition, severe
- endocrine E34.9
- energy-supply — *see* Malnutrition
- ENPP1
  - causing
    - autosomal recessive hypophosphatemic rickets type 2 E83.822
    - generalized arterial calcification of infancy E83.821
- enzymes, circulating NEC E88.09
- ergosterol E55.9
  - with
    - adult osteomalacia M83.8
    - rickets — *see* Rickets
- essential fatty acid (EFA) E63.0
- eye movements
  - saccadic H55.81
  - smooth pursuit H55.82
- factor (*see also* Deficiency, coagulation)
  - Hageman D68.2
  - I (congenital) (hereditary) D68.2
  - II (congenital) (hereditary) D68.2
  - IX (congenital) (functional) (hereditary) (with functional defect) D67
  - multiple (congenital) D68.8

- acquired D68.4
- V (congenital) (hereditary) D68.2
- VII (congenital) (hereditary) D68.2
- VIII (congenital) (functional) (hereditary) (with functional defect) D66
  - with vascular defect — *see* Disease, von Willebrand
- X (congenital) (hereditary) D68.2
- XI (congenital) (hereditary) D68.1
- XII (congenital) (hereditary) D68.2
- XIII (congenital) (hereditary) D68.2

femoral, proximal focal (congenital) — *see* Defect, reduction, lower limb, longitudinal, femur

fibrin-stabilizing factor (congenital) (hereditary) D68.2
- acquired D68.4

fibrinase D68.2

fibrinogen (congenital) (hereditary) D68.2
- acquired D65

folate E53.8

folic acid E53.8

foreskin N47.3

fructokinase E74.11

fructose 1, 6-diphosphatase E74.19

fructose-1-phosphate aldolase E74.19

GABA (gamma aminobutyric acid) transaminase E72.81

GABA-T (gamma aminobutyric acid transaminase) E72.81

GABA transporter 1 QA0.0131

galactokinase E74.29

galactose-1-phosphate uridyl transferase E74.29

gammaglobulin in blood D80.1
- hereditary D80.0

glass factor D68.2

glucocorticoid E27.49
- mineralocorticoid E27.49

glucose-6-phosphatase E74.01

glucose-6-phosphate dehydrogenase
- anemia D55.0
- without anemia D75.A

- glucose transporter protein type 1 E74.810
- glucuronyl transferase E80.5
- Glut1 E74.810
- glycogen synthetase E74.09
- gonadotropin (isolated) E23.0
- growth hormone (idiopathic) (isolated) E23.0
- Hageman factor D68.2
- hemoglobin D64.9
- hepatophosphorylase E74.09
- homogentisate 1, 2-dioxygenase E70.29
- hormone
  - anterior pituitary (partial) NEC E23.0
    - growth E23.0
  - growth (isolated) E23.0
  - pituitary E23.0
  - testicular E29.1
- hypoxanthine- (guanine)-phosphoribosyltransferase (HG- PRT) (total H-PRT) E79.1
- immunity D84.9
  - cell-mediated D84.89
    - with thrombocytopenia and eczema D82.0
  - combined D81.9
  - humoral D80.9
  - IgA (secretory) D80.2
  - IgG D80.3
  - IgM D80.4
- immuno — *see* Immunodeficiency
- immunoglobulin, selective
  - A (IgA) D80.2
  - G (IgG) (subclasses) D80.3
  - M (IgM) D80.4
- infantile neurovisceral acid sphingomyelinase E75.240
- inositol (B complex) E53.8
- intrinsic
  - factor (congenital) D51.0
  - sphincter N36.42
    - with urethral hypermobility N36.43

- iodine E61.8
  - congenital syndrome — *see* Syndrome, iodine-deficiency, congenital
- iron E61.1
  - anemia D50.9
- kalium E87.6
- kappa-light chain D80.8
- labile factor (congenital) (hereditary) D68.2
  - acquired D68.4
- lacrimal fluid (acquired) (*see also* Syndrome, dry eye)
  - congenital Q10.6
- lactase
  - congenital E73.0
  - secondary E73.1
- Laki-Lorand factor D68.2
- LCAD (long chain acyl CoA dehydrogenase deficiency) E71.310
- lecithin cholesterol acyltransferase E78.6
- leukocyte adhesion (LAD-I) (LAD-II) (LAD-III) D71.1
  - type I D71.1
  - type II D71.1
  - type III D71.1
- lipocaic K86.89
- lipoprotein (familial) (high density) E78.6
- liver phosphorylase E74.09
- lysosomal alpha-1, 4 glucosidase E74.02
- lysosome-associated membrane protein 2 [LAMP2] E74.05
- magnesium E61.2
- major histocompatibility complex
  - class I D81.6
  - class II D81.7
- manganese E61.3
- MCAD (medium chain acyl CoA dehydrogenase deficiency) E71.311
- menadione (vitamin K) E56.1
  - newborn P53

- mental (familial) (hereditary) — *see* Disability, intellectual
- methylenetetrahydrofolate reductase (MTHFR) E72.12
- mevalonate kinase M04.1
- mineral NEC E61.8
- mineralocorticoid E27.49
  - with glucocorticoid E27.49
- molybdenum (nutritional) E61.5
- moral F60.2
- multiple nutrient elements E61.7
- multiple sulfatase (MSD) E75.26
- muscle
  - carnitine (palmityltransferase) E71.314
  - phosphofructokinase E74.09
- myoadenylate deaminase E79.2
- myocardial — *see* Insufficiency, myocardial
- myophosphorylase E74.04
- NADH diaphorase or reductase (congenital) D74.0
- NADH-methemoglobin reductase (congenital) D74.0
- natrium E87.1
- niacin (amide) (-tryptophan) E52
- nicotinamide E52
- nicotinic acid E52
- number of teeth — *see* Anodontia
- nutrient element E61.9
  - multiple E61.7
  - specified NEC E61.8
- nutrition, nutritional (*see also* Nutrition deficient) E63.9
  - sequelae — *see* Sequelae, nutritional deficiency
  - specified NEC E63.8
- of interleukin 1 receptor antagonist [DIRA] M04.8
- ornithine transcarbamylase E72.4
- ovarian E28.39
- oxygen — *see* Anoxia
- pantothenic acid E53.8
- parathyroid (gland) E20.9
- perineum (female) N81.89
- phenylalanine hydroxylase E70.1
- phosphoenolpyruvate carboxykinase E74.4

- phosphofructokinase E74.19
- phosphomannomutase E74.818
- phosphomannose isomerase E74.818
- phosphomannosyl mutase E74.818
- phosphorylase kinase, liver E74.09
- pituitary hormone (isolated) E23.0
- plasma thromboplastin
  - antecedent (PTA) D68.1
  - component (PTC) D67
- plasminogen (type 1) (type 2) E88.02
- platelet NEC D69.1
  - constitutional — *see* Disease, von Willebrand
- polyglandular E31.8
  - autoimmune E31.0
- potassium (K) E87.6
- prepuce N47.3
- proaccelerin (congenital) (hereditary) D68.2
  - acquired D68.4
- proconvertin factor (congenital) (hereditary) D68.2
  - acquired D68.4
- protein (*see also* Malnutrition) E46
  - anemia D53.0
  - C D68.59
  - S D68.59
- prothrombin (congenital) (hereditary) D68.2
  - acquired D68.4
- Prower factor D68.2
- pseudocholinesterase E88.09
- PTA (plasma thromboplastin antecedent) D68.1
- PTC (plasma thromboplastin component) D67
- purine nucleoside phosphorylase (PNP) D81.5
- pyracin (alpha) (beta) E53.1
- pyridoxal E53.1
- pyridoxamine E53.1
- pyridoxine (derivatives) E53.1
- pyruvate

- carboxylase E74.4
- dehydrogenase E74.4
- riboflavin (vitamin B2) E53.0
- salt E87.1
- SCAD (short chain acyl CoA dehydrogenase deficiency) E71.312
- secretion
  - ovary E28.39
  - salivary gland (any) K11.7
  - urine R34
- selenium (dietary) E59
- serum antitrypsin, familial E88.01
- short stature homeobox gene (SHOX)
  - with
    - dyschondrosteosis Q78.8
    - short stature (idiopathic) E34.328
    - Turner's syndrome Q96.9
- sodium (Na) E87.1
- SPCA (factor VII) D68.2
- sphincter, intrinsic N36.42
  - with urethral hypermobility N36.43
- stable factor (congenital) (hereditary) D68.2
  - acquired D68.4
- Stuart-Prower (factor X) D68.2
- succinic semialdehyde dehydrogenase E72.81
- sucrase E74.39
- sulfatase E75.26
- sulfite oxidase E72.19
- thiamin, thiaminic (chloride) E51.9
  - beriberi (dry) E51.11
    - wet E51.12
- thrombokinase D68.2
  - newborn P53
- thyroid (gland) — *see* Hypothyroidism
- tocopherol E56.0
- tooth bud K00.0
- transcobalamine II (anemia) D51.2
- vanadium E61.6
- vascular I99.9
- vasopressin E23.2
- vertical ridge K06.8
- viosterol — *see* Deficiency, calciferol
- vitamin (multiple) NOS E56.9

- A E50.9
  - with
    - Bitot's spot (corneal) E50.1
    - follicular keratosis E50.8
    - keratomalacia E50.4
    - manifestations NEC E50.8
    - night blindness E50.5
    - scar of cornea, xerophthalmic E50.6
    - xeroderma E50.8
    - xerophthalmia E50.7
    - xerosis
      - conjunctival E50.0
        - and Bitot's spot E50.1
      - cornea E50.2
        - and ulceration E50.3
  - sequelae E64.1
- B (complex) NOS E53.9
  - with
    - beriberi (dry) E51.11
      - wet E51.12
    - pellagra E52
- B1 NOS E51.9
  - beriberi (dry) E51.11
    - with circulatory system manifestations E51.11
    - wet E51.12
- B12 E53.8
- B2 (riboflavin) E53.0
- B6 E53.1
- C E54
  - sequelae E64.2
- D E55.9
  - with
    - adult osteomalacia M83.8
    - rickets — *see* Rickets
  - 25-hydroxylase E83.32

- E E56.0
- folic acid E53.8
- G E53.0
- group B E53.9
  - specified NEC E53.8
- H (biotin) E53.8
- K E56.1
  - of newborn P53
- nicotinic E52
- P E56.8
- PP (pellagra-preventing) E52
- specified NEC E56.8
- thiamin E51.9
  - beriberi — *see* Beriberi
- VLCAD (very long chain acyl CoA dehydrogenase deficiency) E71.310
- von Willebrand factor
  - partial quantitative (*see also* Disease, von Willebrand) D68.01
  - total quantitative (*see also* Disease, von Willebrand) D68.03
- zinc, dietary E60

Deficit (*see also* Deficiency)
- attention and concentration R41.840
  - following
    - cerebral infarction I69.310
    - cerebrovascular disease I69.910
      - specified disease NEC I69.810
    - nontraumatic
      - intracerebral hemorrhage I69.110
      - specified intracranial hemorrhage NEC I69.210
      - subarachnoid hemorrhage I69.010
  - disorder — *see* Attention, deficit
- cognitive
  - communication R41.841
  - emotional
    - following
      - cerebral infarction I69.315
      - cerebrovascular disease I69.915
        - specified disease NEC I69.815

- nontraumatic
  - intracerebral hemorrhage I69.115
  - specified intracranial hemorrhage NEC I69.215
  - subarachnoid hemorrhage I69.015
- following
  - cerebral infarction I69.319
  - cerebrovascular disease I69.919
    - specified disease NEC I69.819
  - nontraumatic
    - intracerebral hemorrhage I69.119
    - specified intracranial hemorrhage NEC I69.219
    - subarachnoid hemorrhage I69.019
- social
  - following
    - cerebral infarction I69.315
    - cerebrovascular disease I69.915
      - specified disease NEC I69.815
    - nontraumatic
      - intracerebral hemorrhage I69.115
      - specified intracranial hemorrhage NEC I69.215
      - subarachnoid hemorrhage I69.015

cognitive NEC R41.89
- following
  - cerebral infarction I69.318
  - cerebrovascular disease I69.918
    - specified disease NEC I69.818
  - nontraumatic
    - intracerebral hemorrhage I69.118
    - specified intracranial hemorrhage NEC I69.218
    - subarachnoid hemorrhage I69.018

concentration R41.840

executive function R41.844
- following
  - cerebral infarction I69.314
  - cerebrovascular disease I69.914

- specified disease NEC I69.814
- nontraumatic
  - intracerebral hemorrhage I69.114
  - specified intracranial hemorrhage NEC I69.214
  - subarachnoid hemorrhage I69.014
- frontal lobe R41.844
  - following
    - cerebral infarction I69.314
    - cerebrovascular disease I69.914
      - specified disease NEC I69.814
    - nontraumatic
      - intracerebral hemorrhage I69.114
      - specified intracranial hemorrhage NEC I69.214
      - subarachnoid hemorrhage I69.014
- memory
  - following
    - cerebral infarction I69.311
    - cerebrovascular disease I69.911
      - specified disease NEC I69.811
    - nontraumatic
      - intracerebral hemorrhage I69.111
      - specified intracranial hemorrhage NEC I69.211
      - subarachnoid hemorrhage I69.011
- neurologic NEC R29.818
  - ischemic
    - reversible (RIND) I63.9
      - prolonged (PRIND) I63.9
- oxygen R09.02
- prolonged reversible ischemic neurologic (PRIND) I63.9
- psychomotor R41.843
  - following
    - cerebral infarction I69.313
    - cerebrovascular disease I69.913
      - specified disease NEC I69.813
    - nontraumatic

- intracerebral hemorrhage I69.113
- specified intracranial hemorrhage NEC I69.213
- subarachnoid hemorrhage I69.013

visuospatial R41.842
- following
  - cerebral infarction I69.312
  - cerebrovascular disease I69.912
    - specified disease NEC I69.812
  - nontraumatic
    - intracerebral hemorrhage I69.112
    - specified intracranial hemorrhage NEC I69.212
    - subarachnoid hemorrhage I69.012

Deflection
- radius — *see* Deformity, limb, specified type NEC, forearm
- septum (acquired) (nasal) (nose) J34.2
- spine — *see* Curvature, spine
- turbinate (nose) J34.2

Defluvium
- capillorum — *see* Alopecia
- ciliorum — *see* Madarosis
- unguium L60.8

Deformity Q89.9
- abdomen, congenital Q89.9
- abdominal wall
  - acquired M95.8
  - congenital Q79.59
- acquired (unspecified site) M95.9
- adrenal gland Q89.1
- alimentary tract, congenital Q45.9
  - upper Q40.9
- ankle (joint) (acquired) (*see also* Deformity, limb, lower leg)
  - abduction — *see* Contraction, joint, ankle
  - congenital Q68.8
  - contraction — *see* Contraction, joint, ankle
  - specified type NEC — *see* Deformity, limb, foot, specified NEC
- anus (acquired) K62.89

- congenital Q43.9
- aorta (arch) (congenital) Q25.40
  - acquired I77.89
- aortic
  - arch, acquired I77.89
  - cusp or valve (congenital) Q23.88
    - acquired (*see also* Endocarditis, aortic) I35.8
- arm (acquired) (upper) (*see also* Deformity, limb, upper arm)
  - congenital Q68.8
  - forearm — *see* Deformity, limb, forearm
- artery (congenital) (peripheral) NOS Q27.9
  - acquired I77.89
  - coronary (acquired) I25.9
    - congenital Q24.5
  - umbilical Q27.0
- atrial septal (*see also* Defect, atrial septal) Q21.10
- auditory canal (external) (congenital) (*see also* Malformation, ear, external)
  - acquired — *see* Disorder, ear, external, specified type NEC
- auricle
  - ear (congenital) (*see also* Malformation, ear, external)
    - acquired — *see* Disorder, pinna, deformity
- back — *see* Dorsopathy, deforming
- bile duct (common) (congenital) (hepatic) Q44.5
  - acquired K83.8
- biliary duct or passage (congenital) Q44.5
  - acquired K83.8
- bladder (neck) (trigone) (sphincter) (acquired) N32.89
  - congenital Q64.79
- bone (acquired) NOS M95.9
  - congenital Q79.9
  - turbinate M95.0
- brain (congenital) Q04.9
  - acquired G93.89
  - reduction Q04.3
- breast (acquired) N64.89
  - congenital Q83.9
  - reconstructed N65.0
- bronchus (congenital) Q32.4

- acquired NEC J98.09
- bursa, congenital Q79.9
- canaliculi (lacrimalis) (acquired) (*see also* Disorder, lacrimal system, changes)
  - congenital Q10.6
- canthus, acquired — *see* Disorder, eyelid, specified type NEC
- capillary (acquired) I78.8
- cardiovascular system, congenital Q28.9
- caruncle, lacrimal (acquired) (*see also* Disorder, lacrimal system, changes)
  - congenital Q10.6
- cascade, stomach K31.2
- cecum (congenital) Q43.9
  - acquired K63.89
- cerebral, acquired G93.89
  - congenital Q04.9
- cervix (uterus) (acquired) NEC N88.8
  - congenital Q51.9
- cheek (acquired) M95.2
  - congenital Q18.9
- chest (acquired) (wall) M95.4
  - congenital Q67.8
  - sequelae (late effect) of rickets E64.3
- chin (acquired) M95.2
  - congenital Q18.9
- choroid (congenital) Q14.3
  - acquired H31.8
  - plexus Q07.8
    - acquired G96.198
- cicatricial — *see* Cicatrix
- cilia, acquired — *see* Disorder, eyelid, specified type NEC
- clavicle (acquired) M95.8
  - congenital Q68.8
- clitoris (congenital) Q52.6
  - acquired N90.89

- clubfoot — *see* Clubfoot
- coccyx (acquired) — *see* subcategory M43.8 ☑
- colon (congenital) Q43.9
  - acquired K63.89
- concha (ear), congenital (*see also* Malformation, ear, external)
  - acquired — *see* Disorder, pinna, deformity
- cornea (acquired) H18.70
  - congenital Q13.4
  - descemetocele — *see* Descemetocele
  - ectasia — *see* Ectasia, cornea
  - specified NEC H18.79 ☑
  - staphyloma — *see* Staphyloma, cornea
- coronary artery (acquired) I25.9
  - congenital Q24.5
- cranium (acquired) — *see* Deformity, skull
- cricoid cartilage (congenital) Q31.8
  - acquired J38.7
- cystic duct (congenital) Q44.5
  - acquired K82.8
- Dandy-Walker Q03.1
  - with spina bifida — *see* Spina bifida
- diaphragm (congenital) Q79.1
  - acquired J98.6
- digestive organ NOS Q45.9
- ductus arteriosus Q25.0
- duodenal bulb K31.89
- duodenum (congenital) Q43.9
  - acquired K31.89
- dura — *see* Deformity, meninges
- ear (acquired) (*see also* Disorder, pinna, deformity)
  - congenital (external) Q17.9
    - internal Q16.5
    - middle Q16.4
      - ossicles Q16.3
    - ossicles Q16.3
- ectodermal (congenital) NEC Q84.9
- ejaculatory duct (congenital) Q55.4
  - acquired N50.89

- elbow (joint) (acquired) (*see also* Deformity, limb, upper arm)
  - congenital Q68.8
  - contraction — *see* Contraction, joint, elbow
- endocrine gland NEC Q89.2
- epididymis (congenital) Q55.4
  - acquired N50.89
- epiglottis (congenital) Q31.8
  - acquired J38.7
- esophagus (congenital) Q39.9
  - acquired K22.89
- eustachian tube (congenital) NEC Q17.8
- eye, congenital Q15.9
- eyebrow (congenital) Q18.8
- eyelid (acquired) (*see also* Disorder, eyelid, specified type NEC)
  - congenital Q10.3
- face (acquired) M95.2
  - congenital Q18.9
- fallopian tube, acquired N83.8
- femur (acquired) — *see* Deformity, limb, specified type NEC, thigh
- fetal
  - with fetopelvic disproportion O33.7 ☑
  - causing obstructed labor O66.3
- finger (acquired) M20.00 ☑
  - boutonniere M20.02 ☑
  - congenital Q68.1
  - flexion contracture — *see* Contraction, joint, hand
  - mallet finger M20.01 ☑
  - specified NEC M20.09 ☑
  - swan-neck M20.03 ☑
- flexion (joint) (acquired) (*see also* Deformity, limb, flexion) M21.20
  - congenital NOS Q74.9
    - hip Q65.89
- foot (acquired) (*see also* Deformity, limb, lower leg)
  - cavovarus (congenital) Q66.1 ☑
  - congenital NOS Q66.9 ☑
    - specified type NEC Q66.89
  - specified type NEC — *see* Deformity, limb, foot, specified NEC
  - valgus (congenital) Q66.6

- acquired — *see* Deformity, valgus, ankle
- varus (congenital) NEC Q66.3
  - acquired — *see* Deformity, varus, ankle
- forearm (acquired) (*see also* Deformity, limb, forearm)
  - congenital Q68.8
- forehead (acquired) M95.2
  - congenital Q75.8
- frontal bone (acquired) M95.2
  - congenital Q75.8
- gallbladder (congenital) Q44.1
  - acquired K82.8
- gastrointestinal tract (congenital) NOS Q45.9
  - acquired K63.89
- genitalia, genital organ(s) or system NEC
  - female (congenital) Q52.9
    - acquired N94.89
    - external Q52.70
  - male (congenital) Q55.9
    - acquired N50.89
- globe (eye) (congenital) Q15.8
  - acquired H44.89
- gum, acquired NEC K06.8
- hand (acquired) — *see* Deformity, limb, hand
  - congenital Q68.1
- head (acquired) M95.2
  - congenital Q75.8
- heart (congenital) Q24.9
  - septum Q21.9
    - auricular (*see also* Defect, atrial septal) Q21.10
    - ventricular Q21.0
  - valve (congenital) NEC Q24.8
    - acquired — *see* Endocarditis
- heel (acquired) — *see* Deformity, foot
- hepatic duct (congenital) Q44.5
  - acquired K83.8

- hip (joint) (acquired) (*see also* Deformity, limb, thigh)
  - congenital Q65.9
  - due to (previous) juvenile osteochondrosis — *see* Coxa, plana
  - flexion — *see* Contraction, joint, hip
- hourglass — *see* Contraction, hourglass
- humerus (acquired) M21.82 ☑
  - congenital Q74.0
- hypophyseal (congenital) Q89.2
- ileocecal (coil) (valve) (acquired) K63.89
  - congenital Q43.9
- ileum (congenital) Q43.9
  - acquired K63.89
- ilium (acquired) M95.5
  - congenital Q74.2
- integument (congenital) Q84.9
- intervertebral cartilage or disc (acquired) — *see* Disorder, disc, specified NEC
- intestine (large) (small) (congenital) NOS Q43.9
  - acquired K63.89
- intrinsic minus or plus (hand) — *see* Deformity, limb, specified type NEC, forearm
- iris (acquired) H21.89
  - congenital Q13.2
- ischium (acquired) M95.5
  - congenital Q74.2
- jaw (acquired) (congenital) M26.9
- joint (acquired) NEC M21.90
  - congenital Q68.8
  - elbow M21.92 ☑
  - hand M21.94 ☑
  - hip M21.95 ☑
  - knee M21.96 ☑
  - shoulder M21.92 ☑
  - wrist M21.93 ☑
- kidney(s) (calyx) (pelvis) (congenital) Q63.9
  - acquired N28.89
  - artery (congenital) Q27.2
    - acquired I77.89

- Klippel-Feil (brevicollis) Q76.1
- knee (acquired) NEC (*see also* Deformity, limb, lower leg)
  - congenital Q68.2
- labium (majus) (minus) (congenital) Q52.79
  - acquired N90.89
- lacrimal passages or duct (congenital) NEC Q10.6
  - acquired — *see* Disorder, lacrimal system, changes
- larynx (muscle) (congenital) Q31.8
  - acquired J38.7
  - web (glottic) Q31.0
- leg (upper) (acquired) NEC (*see also* Deformity, limb, thigh)
  - congenital Q68.8
  - lower leg — *see* Deformity, limb, lower leg
- lens (acquired) H27.8
  - congenital Q12.9
- lid (fold) (acquired) (*see also* Disorder, eyelid, specified type NEC)
  - congenital Q10.3
- ligament (acquired) — *see* Disorder, ligament
  - congenital Q79.9
- limb (acquired) M21.90
  - clawfoot M21.53 ☑
  - clawhand M21.51 ☑
    - congenital Q68.1
  - clubfoot M21.54 ☑
  - clubhand M21.52 ☑
  - congenital, except reduction deformity Q74.9
  - flat foot M21.4 ☑
  - flexion M21.20
    - ankle M21.27 ☑
    - elbow M21.22 ☑
    - finger M21.24 ☑
    - hip M21.25 ☑
    - knee M21.26 ☑
    - shoulder M21.21 ☑
    - toe M21.27 ☑
    - wrist M21.23 ☑
  - foot

- claw — *see* Deformity, limb, clawfoot
- club — *see* Deformity, limb, clubfoot
- drop M21.37
- flat — *see* Deformity, limb, flat foot
- specified NEC M21.6X

forearm M21.93
hand M21.94
lower leg M21.96
specified type NEC M21.80

- forearm M21.83
- lower leg M21.86
- thigh M21.85
- upper arm M21.82

thigh M21.95
unequal length M21.70

- short site is
  - femur M21.75
  - fibula M21.76
  - humerus M21.72
  - radius M21.73
  - tibia M21.76
  - ulna M21.73

upper arm M21.92
valgus — *see* Deformity, valgus
varus — *see* Deformity, varus
wrist drop M21.33

lip (acquired) NEC K13.0
congenital Q38.0
liver (congenital) Q44.70
acquired K76.89
lumbosacral (congenital) (joint) (region) Q76.49

- acquired — *see* subcategory M43.8
- kyphosis — *see* Kyphosis, congenital
- lordosis — *see* Lordosis, congenital

lung (congenital) Q33.9
acquired J98.4

- lymphatic system, congenital Q89.9
- Madelung's (radius) Q74.0
- mandible (acquired) (congenital) M26.9
- maxilla (acquired) (congenital) M26.9
- meninges or membrane (congenital) Q07.9
  - cerebral Q04.8
    - acquired G96.198
  - spinal cord (congenital) Q06. ☑
    - acquired G96.198
- metacarpus (acquired) — *see* Deformity, limb, forearm
  - congenital Q74.0
- metatarsus (acquired) — *see* Deformity, foot
  - congenital Q66.9 ☑
- middle ear (congenital) Q16.4
  - ossicles Q16.3
- mitral (leaflets) (valve) I05.8
  - parachute Q23.2
  - stenosis, congenital Q23.2
- mouth (acquired) K13.79
  - congenital Q38.6
- multiple, congenital NEC Q89.7
- muscle (acquired) M62.89
  - congenital Q79.9
    - sternocleidomastoid Q68.0
- musculoskeletal system (acquired) M95.9
  - congenital Q79.9
  - specified NEC M95.8
- nail (acquired) L60.8
  - congenital Q84.6
- nasal — *see* Deformity, nose
- neck (acquired) M95.3
  - congenital Q18.9
    - sternocleidomastoid Q68.0
- nervous system (congenital) Q07.9
- nipple (congenital) Q83.9
  - acquired N64.89

- nose (acquired) (cartilage) M95.0
  - bone (turbinate) M95.0
  - congenital Q30.9
    - bent or squashed Q67.4
  - saddle M95.0
    - syphilitic A50.57
  - septum (acquired) J34.2
    - congenital Q30.8
  - sinus (wall) (congenital) Q30.8
    - acquired M95.0
  - syphilitic (congenital) A50.57
    - late A52.73
- ocular muscle (congenital) Q10.3
  - acquired — *see* Strabismus, mechanical
- opticociliary vessels (congenital) Q13.2
- orbit (eye) (acquired) H05.30
  - atrophy — *see* Atrophy, orbit
  - congenital Q10.7
  - due to
    - bone disease NEC H05.32 ☑
    - trauma or surgery H05.33 ☑
  - enlargement — *see* Enlargement, orbit
  - exostosis — *see* Exostosis, orbit
- organ of Corti (congenital) Q16.5
- ovary (congenital) Q50.39
  - acquired N83.8
- oviduct, acquired N83.8
- palate (congenital) Q38.5
  - acquired M27.8
  - cleft (congenital) — *see* Cleft, palate
- pancreas (congenital) Q45.3
  - acquired K86.89
- parathyroid (gland) Q89.2
- parotid (gland) (congenital) Q38.4
  - acquired K11.8
- patella (acquired) — *see* Disorder, patella, specified NEC
- pelvis, pelvic (acquired) (bony) M95.5
  - with disproportion (fetopelvic) O33.0

causing obstructed labor O65.0
congenital Q74.2
rachitic sequelae (late effect) E64.3
penis (glans) (congenital) Q55.69
acquired N48.89
pericardium (congenital) Q24.8
acquired — *see* Pericarditis
pharynx (congenital) Q38.8
acquired J39.2
pinna, acquired (*see also* Disorder, pinna, deformity)
congenital Q17.9
pituitary (congenital) Q89.2
posture — *see* Dorsopathy, deforming
prepuce (congenital) Q55.69
acquired N47.8
prostate (congenital) Q55.4
acquired N42.89
pupil (congenital) Q13.2
acquired — *see* Abnormality, pupillary
pylorus (congenital) Q40.3
acquired K31.89
rachitic (acquired), old or healed E64.3
radius (acquired) (*see also* Deformity, limb, forearm)
congenital Q68.8
rectum (congenital) Q43.9
acquired K62.89
reduction (extremity) (limb), congenital (*see also* condition and site) Q73.8
brain Q04.3
lower — *see* Defect, reduction, lower limb
upper — *see* Defect, reduction, upper limb
renal — *see* Deformity, kidney
respiratory system (congenital) Q34.9
rib (acquired) M95.4
congenital Q76.6
cervical Q76.5
rotation (joint) (acquired) — *see* Deformity, limb, specified site NEC
congenital Q74.9
hip — *see* Deformity, limb, specified type NEC, thigh

- congenital Q65.89
- sacroiliac joint (congenital) Q74.2
  - acquired — *see* subcategory M43.8
- sacrum (acquired) — *see* subcategory M43.8
- saddle
  - back — *see* Lordosis
  - nose M95.0
    - syphilitic A50.57
- salivary gland or duct (congenital) Q38.4
  - acquired K11.8
- scapula (acquired) M95.8
  - congenital Q68.8
- scrotum (congenital) (*see also* Malformation, testis and scrotum)
  - acquired N50.89
- seminal vesicles (congenital) Q55.4
  - acquired N50.89
- septum, nasal (acquired) J34.2
- shoulder (joint) (acquired) — *see* Deformity, limb, upper arm
  - congenital Q74.0
  - contraction — *see* Contraction, joint, shoulder
- sigmoid (flexure) (congenital) Q43.9
  - acquired K63.89
- skin (congenital) Q82.9
- skull (acquired) M95.2
  - congenital Q75.8
    - with
      - anencephaly Q00.0
      - encephalocele — *see* Encephalocele
      - hydrocephalus Q03.9
        - with spina bifida — *see* Spina bifida, by site, with hydrocephalus
      - microcephaly Q02
- soft parts, organs or tissues (of pelvis)
  - in pregnancy or childbirth NEC O34.8
    - causing obstructed labor O65.5
- spermatic cord (congenital) Q55.4

- acquired N50.89
  - torsion — *see* Torsion, spermatic cord
- spinal — *see* Dorsopathy, deforming
  - column (acquired) — *see* Dorsopathy, deforming
  - congenital Q67.5
  - cord (congenital) Q06.9
    - acquired G95.89
  - nerve root (congenital) Q07.9
- spine (acquired) (*see also* Dorsopathy, deforming)
  - congenital Q67.5
  - rachitic E64.3
  - specified NEC — *see* Dorsopathy, deforming, specified NEC
- spleen
  - acquired D73.89
  - congenital Q89.09
- Sprengel's (congenital) Q74.0
- sternocleidomastoid (muscle), congenital Q68.0
- sternum (acquired) M95.4
  - congenital NEC Q76.7
- stomach (congenital) Q40.3
  - acquired K31.89
- submandibular gland (congenital) Q38.4
- submaxillary gland (congenital) Q38.4
  - acquired K11.8
- talipes — *see* Talipes
- testis (congenital) (*see also* Malformation, testis and scrotum)
  - acquired N44.8
    - torsion — *see* Torsion, testis
- thigh (acquired) (*see also* Deformity, limb, thigh)
  - congenital NEC Q68.8
- thorax (acquired) (wall) M95.4
  - congenital Q67.8
  - sequelae of rickets E64.3
- thumb (acquired) (*see also* Deformity, finger)
  - congenital NEC Q68.1

- thymus (tissue) (congenital) Q89.2
- thyroid (gland) (congenital) Q89.2
  - cartilage Q31.8
    - acquired J38.7
- tibia (acquired) (*see also* Deformity, limb, specified type NEC, lower leg)
  - congenital NEC Q68.8
  - saber (syphilitic) A50.56
- toe (acquired) M20.6 ☑
  - congenital Q66.9 ☑
  - hallux rigidus M20.2 ☑
  - hallux valgus M20.1 ☑
  - hallux varus M20.3 ☑
  - hammer toe M20.4 ☑
  - specified NEC M20.5X ☑
- tongue (congenital) Q38.3
  - acquired K14.8
- tooth, teeth K00.2
- trachea (rings) (congenital) Q32.1
  - acquired J39.8
- transverse aortic arch (congenital) Q25.49
- tricuspid (leaflets) (valve) I07.8
  - atresia or stenosis Q22.4
  - Ebstein's Q22.5
- trunk (acquired) M95.8
  - congenital Q89.9
- ulna (acquired) (*see also* Deformity, limb, forearm)
  - congenital NEC Q68.8
- urachus, congenital Q64.4
- ureter (opening) (congenital) Q62.8
  - acquired N28.89
- urethra (congenital) Q64.79
  - acquired N36.8
- urinary tract (congenital) Q64.9
  - urachus Q64.4
- uterus (congenital) Q51.9
  - acquired N85.8

- uvula (congenital) Q38.5
- vagina (acquired) N89.8
  - congenital Q52.4
- valgus NEC M21.00
  - ankle M21.07 ☑
  - elbow M21.02 ☑
  - hip M21.05 ☑
  - knee M21.06 ☑
- valve, valvular (congenital) (heart) Q24.8
  - acquired — *see* Endocarditis
- varus NEC M21.10
  - ankle M21.17 ☑
  - elbow M21.12 ☑
  - hip M21.15 ☑
  - knee M21.16 ☑
  - tibia — *see* Osteochondrosis, juvenile, tibia
- vas deferens (congenital) Q55.4
  - acquired N50.89
- vein (congenital) Q27.9
  - great Q26.9
- vertebra — *see* Dorsopathy, deforming
- vertical talus (congenital) Q66.80
  - left foot Q66.82
  - right foot Q66.81
- vesicourethral orifice (acquired) N32.89
  - congenital NEC Q64.79
- vessels of optic papilla (congenital) Q14.2
- visual field (contraction) — *see* Defect, visual field
- vitreous body, acquired H43.89
- vulva (congenital) Q52.79
  - acquired N90.89
- wrist (joint) (acquired) (*see also* Deformity, limb, forearm)
  - congenital Q68.8
  - contraction — *see* Contraction, joint, wrist

Degeneration, degenerative

- adrenal (capsule) (fatty) (gland) (hyaline) (infectional) E27.8
- amyloid (*see also* Amyloidosis) E85.9
- anterior cornua, spinal cord G12.29
- anterior labral S43.49 ☑
- aorta, aortic I70.0
  - fatty I77.89
- aortic valve (heart) — *see* Endocarditis, aortic
- arteriovascular — *see* Arteriosclerosis
- artery, arterial (atheromatous) (calcareous) (*see also* Arteriosclerosis)
  - cerebral, amyloid E85.4 *[I68.0]*
  - medial — *see* Arteriosclerosis, extremities
- articular cartilage NEC — *see* Derangement, joint, articular cartilage, by site
- atheromatous — *see* Arteriosclerosis
- basal nuclei or ganglia G23.9
  - specified NEC G23.8
- bone NEC — *see* Disorder, bone, specified type NEC
- brachial plexus G54.0
- brain (cortical) (progressive) G31.9
  - alcoholic G31.2
  - arteriosclerotic I67.2
  - childhood G31.9
    - specified NEC G31.89
  - cystic G31.89
    - congenital Q04.6
  - in
    - alcoholism G31.2
    - beriberi E51.2
    - cerebrovascular disease I67.9
    - congenital hydrocephalus Q03.9
      - with spina bifida (*see also* Spina bifida)
    - Fabry-Anderson disease E75.21
    - Gaucher's disease E75.22
    - Hunter's syndrome E76.1
    - lipidosis
      - cerebral E75.4
      - generalized E75.6

- mucopolysaccharidosis — *see* Mucopolysaccharidosis
- myxedema E03.9 *[G32.89]*
- neoplastic disease (*see also* Neoplasm) D49.6 *[G32.89]*
- Niemann-Pick disease E75.249 *[G32.89]*
- sphingolipidosis E75.3 *[G32.89]*
- vitamin B12 deficiency E53.8 *[G32.89]*

- senile NEC G31.1

breast N64.89
Bruch's membrane — *see* Degeneration, choroid
capillaries (fatty) I78.8
- amyloid E85.89 *[I79.8]*

cardiac (*see also* Degeneration, myocardial)
- valve, valvular — *see* Endocarditis

cardiorenal — *see* Hypertension, cardiorenal
cardiovascular (*see also* Disease, cardiovascular)
- renal — *see* Hypertension, cardiorenal

cerebellar NOS G31.9
- alcoholic G31.2
- primary (hereditary) (sporadic) G11.9

cerebral — *see* Degeneration, brain
cerebrovascular I67.9
- due to hypertension I67.4

cervical plexus G54.2
cervix N88.8
- due to radiation (intended effect) N88.8
  - adverse effect or misadventure N99.89

chamber angle H21.21 ☑
changes, spine or vertebra — *see* Spondylosis
chorioretinal (*see also* Degeneration, choroid)
- hereditary H31.20

choroid (colloid) (drusen) H31.10 ☑
- atrophy — *see* Atrophy, choroidal
- hereditary — *see* Dystrophy, choroidal, hereditary

ciliary body H21.22 ☑
cochlear — *see* subcategory H83.8 ☑
combined (spinal cord) (subacute) E53.8 *[G32.0]*
- with anemia (pernicious) D51.0 *[G32.0]*
  - due to dietary vitamin B12 deficiency D51.3 *[G32.0]*

- in (due to)
  - vitamin B12 deficiency E53.8 *[G32.0]*
    - anemia D51.9 *[G32.0]*
- conjunctiva H11.10
  - concretions — *see* Concretion, conjunctiva
  - deposits — *see* Deposit, conjunctiva
  - pigmentations — *see* Pigmentation, conjunctiva
  - pinguecula — *see* Pinguecula
  - xerosis — *see* Xerosis, conjunctiva
- cornea H18.40
  - calcerous H18.43
    - band keratopathy H18.42 ☑
  - familial, hereditary — *see* Dystrophy, cornea
  - hyaline (of old scars) H18.49
  - keratomalacia — *see* Keratomalacia
  - nodular H18.45 ☑
  - peripheral H18.46 ☑
  - senile H18.41 ☑
  - specified type NEC H18.49
- cortical (cerebellar) (parenchymatous) G31.89
  - alcoholic G31.2
  - diffuse, due to arteriopathy I67.2
- corticobasal G31.85
- cutis L98.8
  - amyloid E85.4 *[L99]*
- dental pulp K04.2
- disc disease — *see* Degeneration, intervertebral disc, by site
- dorsolateral (spinal cord) — *see* Degeneration, combined
- extrapyramidal G25.9
- eye, macular (*see also* Degeneration, macula)
  - congenital or hereditary — *see* Dystrophy, retina
- facet joints — *see* Spondylosis
- fatty
  - liver NEC K76.0
    - alcoholic K70.0
- grey matter (brain) (Alpers') G31.81
- heart (*see also* Degeneration, myocardial)

- amyloid E85.4 *[143]*
- atheromatous — *see* Disease, heart, ischemic, atherosclerotic
- ischemic — *see* Disease, heart, ischemic

hepatolenticular (Wilson's) E83.01
hepatorenal K76.7
hyaline (diffuse) (generalized)
- localized — *see* Degeneration, by site

infrapatellar fat pad M79.4
intervertebral disc
- with
  - myelopathy — *see* Disorder, disc, with, myelopathy
  - radiculitis or radiculopathy — *see* Disorder, disc, with, radiculopathy
- cervical, cervicothoracic — *see* Disorder, disc, cervical, degeneration
  - with
    - myelopathy — *see* Disorder, disc, cervical, with myelopathy
    - neuritis, radiculitis or radiculopathy — *see* Disorder, disc, cervical, with neuritis
- lumbar region M51.36 ☑
  - with
    - myelopathy M51.06
    - neuritis, radiculitis, radiculopathy or sciatica M51.16
- lumbosacral region M51.37 ☑
  - with
    - neuritis, radiculitis, radiculopathy or sciatica M51.17
- sacrococcygeal region M53.3
- thoracic region M51.34
  - with
    - myelopathy M51.04
    - neuritis, radiculitis, radiculopathy M51.14
- thoracolumbar region M51.35
  - with
    - myelopathy M51.05
    - neuritis, radiculitis, radiculopathy M51.15

intestine, amyloid E85.4
iris (pigmentary) H21.23 ☑
ischemic — *see* Ischemia
joint disease — *see* Osteoarthritis
kidney N28.89

- amyloid E85.4 *[N29]*
- cystic, congenital Q61.9
- fatty N28.89
- polycystic Q61.3
  - adult type (autosomal dominant) Q61.2
  - infantile type (autosomal recessive) NEC Q61.19
    - collecting duct dilatation Q61.11

Kuhnt-Junius (*see also* Degeneration, macula) H35.32 ☑

lens — *see* Cataract

lenticular (familial) (progressive) (Wilson's) (with cirrhosis of liver) E83.01

liver (diffuse) NEC K76.89
- amyloid E85.4 *[K77]*
- cystic K76.89
  - congenital Q44.6
- fatty NEC K76.0
  - alcoholic K70.0
- hypertrophic K76.89
- parenchymatous, acute or subacute K72.00
  - with coma K72.01
- pigmentary K76.89
- toxic (acute) K71.9

lung J98.4

lymph gland I89.8
- hyaline I89.8

macula, macular (acquired) (age-related) (senile) H35.30
- angioid streaks H35.33
- atrophic age-related H35.31 ☑
- congenital or hereditary — *see* Dystrophy, retina
- cystoid H35.35 ☑
- drusen H35.36 ☑
- dry age-related H35.31 ☑
- exudative H35.32 ☑
- hole H35.34 ☑
- nonexudative H35.31 ☑
- puckering H35.37 ☑
- toxic H35.38 ☑
- wet age-related H35.32 ☑

- membranous labyrinth, congenital (causing impairment of hearing) Q16.5
- meniscus — *see* Derangement, meniscus
- mitral — *see* Insufficiency, mitral
- Mönckeberg's — *see* Arteriosclerosis, extremities
- motor centers, senile G31.1
- multi-system G90.3
- mural — *see* Degeneration, myocardial
- muscle (fatty) (fibrous) (hyaline) (progressive) M62.89
  - heart — *see* Degeneration, myocardial
- myelin, central nervous system G37.9
- myocardial, myocardium (fatty) (hyaline) (senile) I51.5
  - with rheumatic fever (conditions in I00) I09.0
    - active, acute or subacute I01.2
      - with chorea I02.0
    - inactive or quiescent (with chorea) I09.0
  - hypertensive — *see* Hypertension, heart
  - rheumatic — *see* Degeneration, myocardial, with rheumatic fever
  - syphilitic A52.06
- nasal sinus (mucosa) J32.9
  - frontal J32.1
  - maxillary J32.0
- nerve — *see* Disorder, nerve
- nervous system G31.9
  - alcoholic G31.2
  - amyloid E85.4 *[G99.8]*
  - autonomic G90.9
  - fatty G31.89
  - specified NEC G31.89
- nipple N64.89
- olivopontocerebellar (hereditary) (familial) G23.8
- osseous labyrinth — *see* subcategory H83.8 ☑
- ovary N83.8
  - cystic N83.20 ☑
  - microcystic N83.20 ☑
- pallidal pigmentary (progressive) G23.0
- pancreas K86.89

- tuberculous A18.83
- penis N48.89
- pigmentary (diffuse) (general)
  - localized — *see* Degeneration, by site
  - pallidal (progressive) G23.0
- pineal gland E34.8
- pituitary (gland) E23.6
- popliteal fat pad M79.4
- posterolateral (spinal cord) — *see* Degeneration, combined
- pulmonary valve (heart) I37.8
- pulp (tooth) K04.2
- pupillary margin H21.24 ☑
- renal — *see* Degeneration, kidney
- retina H35.9
  - hereditary (cerebroretinal) (congenital) (juvenile) (macula) (peripheral) (pigmentary) — *see* Dystrophy, retina
  - Kuhnt-Junius (*see also* Degeneration, macula) H35.32 ☑
  - macula (cystic) (exudative) (hole) (nonexudative) (pseudohole) (senile) (toxic) — *see* Degeneration, macula
  - peripheral H35.40
    - lattice H35.41 ☑
    - microcystoid H35.42 ☑
    - paving stone H35.43 ☑
    - secondary
      - pigmentary H35.45 ☑
      - vitreoretinal H35.46 ☑
    - senile reticular H35.44 ☑
  - pigmentary (primary) (*see also* Dystrophy, retina)
    - secondary — *see* Degeneration, retina, peripheral, secondary
  - posterior pole — *see* Degeneration, macula
- saccule, congenital (causing impairment of hearing) Q16.5
- senile R54
  - brain G31.1
  - cardiac, heart or myocardium — *see* Degeneration, myocardial
  - motor centers G31.1
  - vascular — *see* Arteriosclerosis
- sinus (cystic) (*see also* Sinusitis)

- polypoid J33.1
- skin L98.8
  - amyloid E85.4 *[L99]*
  - colloid L98.8
- spinal (cord) G31.89
  - amyloid E85.4 *[G32.89]*
  - combined (subacute) — *see* Degeneration, combined
  - dorsolateral — *see* Degeneration, combined
  - familial NEC G31.89
  - fatty G31.89
  - funicular — *see* Degeneration, combined
  - posterolateral — *see* Degeneration, combined
  - subacute combined — *see* Degeneration, combined
  - tuberculous A17.81
- spleen D73.0
  - amyloid E85.4 *[D77]*
- stomach K31.89
- striatonigral G23.2
- suprarenal (capsule) (gland) E27.8
- synovial membrane (pulpy) — *see* Disorder, synovium, specified type NEC
- tapetoretinal — *see* Dystrophy, retina
- thymus (gland) E32.8
  - fatty E32.8
- thyroid (gland) E07.89
- tricuspid (heart) (valve) I07.9
- tuberculous NEC — *see* Tuberculosis
- turbinate J34.89
- uterus (cystic) N85.8
- vascular (senile) — *see* Arteriosclerosis
  - hypertensive — *see* Hypertension
- vitreoretinal, secondary — *see* Degeneration, retina, peripheral, secondary, vitreoretinal
- vitreous (body) H43.81 ☑
- Wallerian — *see* Disorder, nerve
- Wilson's hepatolenticular E83.01

Deglutition

- paralysis R13.0
  - hysterical F44.4
- pneumonia J69.0

Degos' disease I77.89

Dehiscence(of)
- amputation stump T87.81
- cesarean wound O90.0
- closure of
  - abdominal wall muscle or fascia T81.321 ☑
  - cornea T81.31 ☑
  - craniotomy T81.328 ☑
  - fascia (muscular) (superficial) T81.328 ☑
  - gastrointestinal tract anastomosis, repair, or closure T81.320 ☑
  - internal organ or tissue T81.328 ☑
  - laceration (external) (internal) T81.33 ☑
  - ligament T81.328 ☑
  - mucosa T81.31 ☑
  - muscle or muscle flap T81.328 ☑
  - ribs or rib cage T81.328 ☑
  - skin and subcutaneous tissue (full-thickness) (superficial) T81.31 ☑
  - skull T81.328 ☑
  - sternum (sternotomy) T81.328 ☑
  - tendon T81.328 ☑
  - traumatic laceration (external) (internal) T81.33 ☑
- episiotomy O90.1
- operation wound NEC T81.31 ☑
  - deep T81.329 ☑
  - external operation wound (superficial) T81.31 ☑
  - internal operation wound (deep) T81.329 ☑
    - abdominal wall muscle or fascia T81.321 ☑
    - specified NEC T81.328 ☑
- perineal wound (postpartum) O90.1
- traumatic injury wound repair T81.33 ☑
- wound T81.30 ☑
  - traumatic repair T81.33 ☑

Dehydration E86.0

- newborn P74.1
- Déjérine-Roussy syndrome G89.0
- Déjérine-Sottas disease or neuropathy (hypertrophic) G60.0
- Déjérine-Thomas atrophy G23.8
- Delay, delayed
  - any plane in pelvis
    - complicating delivery O66.9
  - birth or delivery NOS O63.9
  - closure, ductus arteriosus (Botalli) P29.38
  - coagulation — *see* Defect, coagulation
  - conduction (cardiac) (ventricular) I45.9
  - delivery, second twin, triplet, etc., O63.2
  - development R62.50
    - global F88
    - intellectual (specific) F81.9
    - language F80.9
      - due to hearing loss F80.4
    - learning F81.9
    - milestone R62.0
    - pervasive F84.9
    - physiological R62.50
      - specified stage NEC R62.0
    - reading F81.0
    - sexual E30.0
    - speech F80.9
      - due to hearing loss F80.4
    - spelling F81.81
  - ejaculation F52.32
  - gastric emptying K30
  - menarche E30.0
  - menstruation (cause unknown) N91.0
  - milestone R62.0
  - passage of meconium (newborn) P76.0
  - primary respiration P28.9
  - puberty (constitutional) E30.0
  - separation of umbilical cord P96.82
  - sexual maturation, female E30.0
  - sleep phase syndrome G47.21
  - union, fracture — *see* Fracture, by site
  - vaccination Z28.9

- Deletion(s)
  - autosome Q93.9
    - identified by fluorescence in situ hybridization (FISH) Q93.89
    - identified by in situ hybridization (ISH) Q93.89
  - chromosome
    - with complex rearrangements NEC Q93.7
    - part of NEC Q93.59
    - seen only at prometaphase Q93.89
    - short arm
      - 4 Q93.3
      - 5p Q93.4
      - 22q11.2 Q93.81
    - specified NEC Q93.89
  - long arm chromosome 18 or 21 Q93.89
    - with complex rearrangements NEC Q93.7
  - microdeletions NEC Q93.88
- Delhi boil or button B55.1
- Delinquency (juvenile) (neurotic) F91.8
  - group Z72.810
- Delinquent immunization status Z28.39
  - COVID-19 Z28.31 ☑
- Delirium, delirious (acute or subacute) (not alcohol- or drug-induced) R41.0
  - with
    - dementia (*see also* Dementia) F05
  - alcoholic (acute) (tremens) (withdrawal) F10.921
    - with intoxication F10.921
      - in
        - abuse F10.121
        - dependence F10.221
  - due to (secondary to)
    - alcohol
      - intoxication F10.921
        - in
          - abuse F10.121
          - dependence F10.221
      - withdrawal F10.231

- amphetamine intoxication F15.921
  - in
    - abuse F15.121
    - dependence F15.221
- anxiolytic
  - intoxication F13.921
    - in
      - abuse F13.121
      - dependence F13.221
  - withdrawal F13.231
- cannabis intoxication (acute) F12.921
  - in
    - abuse F12.121
    - dependence F12.221
- cocaine intoxication (acute) F14.921
  - in
    - abuse F14.121
    - dependence F14.221
- general medical condition F05
- hallucinogen intoxication F16.921
  - in
    - abuse F16.121
    - dependence F16.221
- hypnotic
  - intoxication F13.921
    - in
      - abuse F13.121
      - dependence F13.221
  - withdrawal F13.231
- inhalant intoxication (acute) F18.921
  - in
    - abuse F18.121
    - dependence F18.221
- multiple etiologies F05
- opioid intoxication (acute) F11.921
  - in

- in
  - abuse F11.121
  - dependence F11.221
- other (or unknown) substance F19.921
- phencyclidine intoxication (acute) F16.921
  - in
    - abuse F16.121
    - dependence F16.221
- psychoactive substance NEC intoxication (acute) F19.921
  - in
    - abuse F19.121
    - dependence F19.221
- sedative
  - intoxication F13.921
    - in
      - abuse F13.121
      - dependence F13.221
  - withdrawal F13.231
- unknown etiology R41.0

- exhaustion F43.0
- hysterical F44.89
- postprocedural (postoperative) F05
- puerperal F05
- thyroid — *see* Thyrotoxicosis with thyroid storm
- traumatic — *see* Injury, intracranial
- tremens (alcohol-induced) F10.231
  - sedative-induced F13.231

Delivery (childbirth) (labor)

- arrested active phase O62.1
- cesarean (for)
  - abnormal
    - pelvis (bony) (deformity) (major) NEC with disproportion (fetopelvic) O33.0
      - with obstructed labor O65.0
    - presentation or position O32.9 ☑

- abruptio placentae (*see also* Abruptio placentae) O45.9
- acromion presentation O32.2
- atony, uterus O62.2
- breech presentation O32.1
  - incomplete O32.8
- brow presentation O32.3
- cephalopelvic disproportion O33.9
- cerclage O34.3
- chin presentation O32.3
- cicatrix of cervix O34.4
- contracted pelvis (general)
  - inlet O33.2
  - outlet O33.3
- cord presentation or prolapse O69.0
- cystocele O34.8
- deformity (acquired) (congenital)
  - pelvic organs or tissues NEC O34.8
  - pelvis (bony) NEC O33.0
- disproportion NOS O33.9
- eclampsia — *see* Eclampsia
- face presentation O32.3
- failed
  - forceps O66.5
  - induction of labor O61.9
    - instrumental O61.1
    - mechanical O61.1
    - medical O61.0
    - specified NEC O61.8
    - surgical O61.1
  - trial of labor NOS O66.40
    - following previous cesarean delivery O66.41
  - vacuum extraction O66.5
  - ventouse O66.5
- fetal-maternal hemorrhage O43.01
- hemorrhage (intrapartum) O67.9
  - with coagulation defect O67.0
  - specified cause NEC O67.8

- high head at term O32.4
- hydrocephalic fetus O33.6
- incarceration of uterus O34.51
- incoordinate uterine action O62.4
- increased size, fetus O33.5
- inertia, uterus O62.2
  - primary O62.0
  - secondary O62.1
- isthmocele O34.22
- lateroversion, uterus O34.59
- mal lie O32.9
- malposition
  - fetus O32.9
  - pelvic organs or tissues NEC O34.8
  - uterus NEC O34.59
- malpresentation NOS O32.9
- oblique presentation O32.2
- occurring after 37 completed weeks of gestation but before 39 completed weeks gestation due to (spontaneous) onset of labor O75.82
- oversize fetus O33.5
- pelvic tumor NEC O34.8
- placenta previa O44.0
  - complete O44.0
    - with hemorrhage O44.1
- placental insufficiency O36.51
- planned, occurring after 37 completed weeks of gestation but before 39 completed weeks gestation due to (spontaneous) onset of labor O75.82
- polyp, cervix O34.4
  - causing obstructed labor O65.5
- poor dilatation, cervix O62.0
- pre-eclampsia O14.94
  - mild O14.04
  - moderate O14.04
  - severe O14.14
    - with hemolysis, elevated liver enzymes and low platelet count (HELLP) O14.24
- previous
  - cesarean delivery O34.219

- classical (vertical) scar O34.212
- isthmocele O34.22
- low transverse scar O34.211
- mid-transverse T incision O34.218
- scar
  - defect (isthmocele) O34.22
  - specified type NEC O34.218
- surgery (to)
  - cervix O34.4 ☑
  - gynecological NEC O34.8 ☑
  - rectum O34.7 ☑
  - uterus O34.29
  - vagina O34.6 ☑
- prolapse
  - arm or hand O32.2 ☑
  - uterus O34.52 ☑
- prolonged labor NOS O63.9
- rectocele O34.8 ☑
- retroversion
  - uterus O34.53 ☑
- rigid
  - cervix O34.4 ☑
  - pelvic floor O34.8 ☑
  - perineum O34.7 ☑
  - vagina O34.6 ☑
  - vulva O34.7 ☑
- sacculation, pregnant uterus O34.59 ☑
- scar(s)
  - cervix O34.4 ☑
  - cesarean delivery O34.219
    - classical (vertical) O34.212
    - isthmocele O34.22
    - low transverse O34.211
    - mid-transverse T incision O34.218
    - scar

- defect (isthmocele) O34.22
- specified type NEC O34.218
- defect (isthmocele) O34.22
- transmural uterine O34.29
- uterus O34.29
- Shirodkar suture in situ O34.3 ☑
- shoulder presentation O32.2 ☑
- stenosis or stricture, cervix O34.4 ☑
- streptococcus group B (GBS) carrier state O99.824
- transmural uterine scar O34.29
- transverse presentation or lie O32.2 ☑
- tumor, pelvic organs or tissues NEC O34.8 ☑
- cervix O34.4 ☑
- umbilical cord presentation or prolapse O69.0 ☑
- without indication O82

completely normal case O80

complicated O75.9

- by
- abnormal, abnormality (of)
- forces of labor O62.9
- specified type NEC O62.8
- glucose O99.814
- uterine contractions NOS O62.9
- abruptio placentae (*see also* Abruptio placentae) O45.9 ☑
- abuse
- physical O9A.32
- psychological O9A.52
- sexual O9A.42
- adherent placenta O72.0
- without hemorrhage O73.0
- alcohol use O99.314
- anemia (pre-existing) O99.02
- anesthetic death O74.8
- annular detachment of cervix O71.3
- atony, uterus O62.2
- attempted vacuum extraction and forceps O66.5

- Bandl's ring O62.4
- bariatric surgery status O99.844
- biliary tract disorder O26.62
- bleeding — *see* Delivery, complicated by, hemorrhage
- blood disorder NEC O99.12
- cervical dystocia (hypotonic) O62.2
  - primary O62.0
  - secondary O62.1
- circulatory system disorder O99.42
- compression of cord (umbilical) NEC O69.2 ☑
- condition NEC O99.892
- contraction, contracted ring O62.4
- cord (umbilical)
  - around neck
    - with compression O69.1 ☑
    - without compression O69.81 ☑
  - bruising O69.5 ☑
  - complication O69.9 ☑
    - specified NEC O69.89 ☑
  - compression NEC O69.2 ☑
  - entanglement O69.2 ☑
    - without compression O69.82 ☑
  - hematoma O69.5 ☑
  - presentation O69.0 ☑
  - prolapse O69.0 ☑
  - short O69.3 ☑
  - thrombosis (vessels) O69.5 ☑
  - vascular lesion O69.5 ☑
- Couvelaire uterus O45.8X ☑
- damage to (injury to) NEC
  - perineum O71.82
  - periurethral tissue O71.82
  - vulva O71.82

- delay following rupture of membranes (spontaneous) — *see* Pregnancy, complicated by, premature rupture of membranes
- depressed fetal heart tones O76
- diabetes O24.92
  - gestational O24.429
    - diet controlled O24.420
    - insulin controlled O24.424
    - oral drug controlled (antidiabetic) (hypoglycemic) O24.425
  - pre-existing O24.32
    - specified NEC O24.82
    - type 1 O24.02
    - type 2 O24.12
- diastasis recti (abdominis) O71.89
- dilatation
  - bladder O66.8
  - cervix incomplete, poor or slow O62.0
- disease NEC O99.892
- disruptio uteri — *see* Delivery, complicated by, rupture, uterus
- drug use O99.324
- dysfunction, uterus NOS O62.9
  - hypertonic O62.4
  - hypotonic O62.2
    - primary O62.0
    - secondary O62.1
  - incoordinate O62.4
- eclampsia O15.1
- embolism (pulmonary) — *see* Embolism, obstetric
- endocrine, nutritional or metabolic disease NEC O99.284
- failed
  - attempted vaginal birth after previous cesarean delivery O66.41
  - induction of labor O61.9
    - instrumental O61.1
    - mechanical O61.1
    - medical O61.0
    - specified NEC O61.8
    - surgical O61.1

- trial of labor O66.40
- female genital mutilation O65.5
- fetal
  - abnormal acid-base balance O68
  - acidemia O68
  - acidosis O68
  - alkalosis O68
  - death, early O02.1
  - deformity O66.3
  - heart rate or rhythm (abnormal) (non-reassuring) O76
  - hypoxia O77.8
  - stress O77.9
    - due to drug administration O77.1
    - electrocardiographic evidence of O77.8
    - specified NEC O77.8
    - ultrasound evidence of O77.8
- fever during labor O75.2
- gastric banding status O99.844
- gastric bypass status O99.844
- gastrointestinal disease NEC O99.62
- gestational
  - diabetes O24.429
    - diet controlled O24.420
    - insulin (and diet) controlled O24.424
    - oral drug controlled (antidiabetic) (hypoglycemic) O24.425
  - edema O12.04
    - with proteinuria O12.24
  - proteinuria O12.14
- gonorrhea O98.22
- hematoma O71.7
  - ischial spine O71.7
  - pelvic O71.7
  - vagina O71.7
  - vulva or perineum O71.7
- hemorrhage (uterine) O67.9

- associated with
  - afibrinogenemia O67.0
  - coagulation defect O67.0
  - hyperfibrinolysis O67.0
  - hypofibrinogenemia O67.0
- due to
  - low implantation of placenta O44.5 ☑
  - low lying placenta O44.5 ☑
  - placenta previa O44.1 ☑
    - marginal O44.3 ☑
    - partial O44.3 ☑
  - premature separation of placenta (normally implanted) (*see also* Abruptio placentae) O45.9 ☑
  - retained placenta O72.0
  - uterine leiomyoma O67.8
- placenta NEC O67.8
- postpartum NEC (atonic) (immediate) O72.1
  - with retained or trapped placenta O72.0
  - delayed O72.2
  - secondary O72.2
  - third stage O72.0

hourglass contraction, uterus O62.4

hypertension, hypertensive (pre-existing) — *see* Hypertension, complicated by, childbirth (labor)

hypotension O26.5 ☑

incomplete dilatation (cervix) O62.0

incoordinate uterus contractions O62.4

inertia, uterus O62.2
- during latent phase of labor O62.0
- primary O62.0
- secondary O62.1

infection (maternal) O98.92
- carrier state NEC O99.834
- gonorrhea O98.22
- human immunodeficiency virus (HIV) O98.72
- sexually transmitted NEC O98.32
- specified NEC O98.82
- syphilis O98.12
- tuberculosis O98.02
- viral hepatitis O98.42
- viral NEC O98.52

- injury (to mother) (*see also* Delivery, complicated, by, damage to) O71.9
  - nonobstetric O9A.22
    - caused by abuse — *see* Delivery, complicated by, abuse
- intrauterine fetal death, early O02.1
- inversion, uterus O71.2
- laceration (perineal) O70.9
  - anus (sphincter) O70.4
    - with third degree laceration (*see also* Delivery, complicated, by, laceration, perineum, third degree) O70.20
      - with mucosa O70.3
    - without third degree laceration O70.4
  - bladder (urinary) O71.5
  - bowel O71.5
  - cervix (uteri) O71.3
  - fourchette O70.0
  - hymen O70.0
  - labia O70.0
  - pelvic
    - floor O70.1
    - organ NEC O71.5
  - perineum, perineal O70.9
    - first degree O70.0
    - fourth degree O70.3
    - muscles O70.1
    - second degree O70.1
    - skin O70.0
    - slight O70.0
    - third degree O70.20
      - with
        - both external anal sphincter (EAS) and internal anal sphincter (IAS) torn (IIIc) O70.23
        - less than 50% of external anal sphincter (EAS) thickness torn (IIIa) O70.21
        - more than 50% external anal sphincter (EAS) thickness torn (IIIb) O70.22
      - IIIa O70.21
      - IIIb O70.22
      - IIIc O70.23
  - peritoneum (pelvic) O71.5
  - rectovaginal (septum) (without perineal laceration) O71.4
    - with perineum (*see also* Delivery, complicated, by, laceration, perineum, third degree) O70.20
      - with anal or rectal mucosa O70.3

- specified NEC O71.89
- sphincter ani — *see* Delivery, complicated, by, laceration, anus (sphincter)
- urethra O71.5
- uterus O71.81
  - before labor O71.81
- vagina, vaginal (deep) (high) (without perineal laceration) O71.4
  - with perineum O70.0
  - muscles, with perineum O70.1
- vulva O70.0

liver disorder O26.62

malignancy O9A.12

malnutrition O25.2

malposition, malpresentation
- placenta O44.0 ☑
  - with hemorrhage O44.1 ☑
- uterus or cervix O65.5
- without obstruction (*see also* Delivery, complicated by, obstruction) O32.9 ☑
  - breech O32.1 ☑
  - compound O32.6 ☑
  - face (brow) (chin) O32.3 ☑
  - footling O32.8 ☑
  - high head O32.4 ☑
  - oblique O32.2 ☑
  - specified NEC O32.8 ☑
  - transverse O32.2 ☑
  - unstable lie O32.0 ☑

meconium in amniotic fluid O77.0

mental disorder NEC O99.344

metrorrhexis — *see* Delivery, complicated by, rupture, uterus

nervous system disorder O99.354

obesity (pre-existing) O99.214

obesity surgery status O99.844

obstetric trauma O71.9
- specified NEC O71.89

obstructed labor
- due to
  - breech (complete) (frank) presentation O64.1 ☑
    - incomplete O64.8 ☑

- brow presentation O64.3
- buttock presentation O64.1
- chin presentation O64.2
- compound presentation O64.5
- contracted pelvis O65.1
- deep transverse arrest O64.0
- deformed pelvis O65.0
- dystocia (fetal) O66.9
  - due to
    - conjoined twins O66.3
    - fetal
      - abnormality NEC O66.3
      - ascites O66.3
      - hydrops O66.3
      - meningomyelocele O66.3
      - sacral teratoma O66.3
      - tumor O66.3
    - hydrocephalic fetus O66.3
  - shoulder O66.0
- face presentation O64.2
- fetopelvic disproportion O65.4
- footling presentation O64.8
- impacted shoulders O66.0
- incomplete rotation of fetal head O64.0
- large fetus O66.2
- locked twins O66.1
- malposition O64.9
  - specified NEC O64.8
- malpresentation O64.9
  - specified NEC O64.8
- multiple fetuses NEC O66.6
- pelvic
  - abnormality (maternal) O65.9
    - organ O65.5
    - specified NEC O65.8

- contraction
  - inlet O65.2
  - mid-cavity O65.3
  - outlet O65.3
- persistent (position)
  - occipitoiliac O64.0
  - occipitoposterior O64.0
  - occipitosacral O64.0
  - occipitotransverse O64.0
- prolapsed arm O64.4
- shoulder presentation O64.4
- specified NEC O66.8

pathological retraction ring, uterus O62.4

penetration, pregnant uterus by instrument O71.1

perforation — *see* Delivery, complicated by, laceration

placenta, placental

- ablatio (*see also* Abruptio placentae) O45.9
- abnormality O43.9
  - specified NEC O43.89
- abruptio (*see also* Abruptio placentae) O45.9
- accreta O43.21
- adherent (with hemorrhage) O72.0
  - without hemorrhage O73.0
- detachment (premature) (*see also* Abruptio placentae) O45.9
- disorder O43.9
  - specified NEC O43.89
- hemorrhage NEC O67.8
- increta O43.22
- low (implantation) (lying) O44.4
  - with hemorrhage O44.5
- malformation O43.10
- malposition O44.0
  - without hemorrhage O44.1
- percreta O43.23
- previa (central) (complete) (lateral) (total) O44.0

- with hemorrhage O44.1 ☑
- marginal O44.2 ☑
  - with hemorrhage O44.3 ☑
- partial O44.2 ☑
  - with hemorrhage O44.3 ☑
- retained (with hemorrhage) O72.0
  - without hemorrhage O73.0
- separation (premature) O45.9 ☑
  - specified NEC O45.8X ☑
- vicious insertion O44.1 ☑

precipitate labor O62.3

premature rupture, membranes (*see also* Pregnancy, complicated by, premature rupture of membranes) O42.90

prolapse
- arm or hand O32.2 ☑
- cord (umbilical) O69.0 ☑
- foot or leg O32.8 ☑
- uterus O34.52 ☑

prolonged labor O63.9
- first stage O63.0
- second stage O63.1

protozoal disease (maternal) O98.62

respiratory disease NEC O99.52

retained membranes or portions of placenta O72.2
- without hemorrhage O73.1

retarded birth O63.9

retention of secundines (with hemorrhage) O72.0
- without hemorrhage O73.0
- partial O72.2
  - without hemorrhage O73.1

rupture
- bladder (urinary) O71.5
- cervix O71.3
- pelvic organ NEC O71.5
- urethra O71.5
- uterus (during or after labor) O71.1
  - before labor O71.0 ☑

- separation, pubic bone (symphysis pubis) O71.6
- shock O75.1
- shoulder presentation O64.4 ☑
- skin disorder NEC O99.72
- spasm, cervix O62.4
- stenosis or stricture, cervix O65.5
- streptococcus group B (GBS) carrier state O99.824
- subluxation of symphysis (pubis) O26.72
- syphilis (maternal) O98.12
- tear — *see* Delivery, complicated by, laceration
- tetanic uterus O62.4
- trauma (obstetrical) (*see also* Delivery, complicated, by, damage to) O71.9
  - non-obstetric O9A.22
  - periurethral O71.82
  - specified NEC O71.89
- tuberculosis (maternal) O98.02
- tumor, pelvic organs or tissues NEC O65.5
- umbilical cord around neck
  - with compression O69.1 ☑
  - without compression O69.81 ☑
- uterine inertia O62.2
  - during latent phase of labor O62.0
  - primary O62.0
  - secondary O62.1
- vasa previa O69.4 ☑
- velamentous insertion of cord O43.12 ☑

specified complication NEC O75.89

delayed NOS O63.9

following rupture of membranes

artificial O75.5

second twin, triplet, etc., O63.2

- forceps, low following failed vacuum extraction O66.5
- missed (at or near term) O36.4 ☑
- normal O80
- obstructed — *see* Delivery, complicated by, obstructed labor
- precipitate O62.3
- preterm (*see also* Pregnancy, complicated by, preterm labor) O60.10 ☑
- spontaneous O80
- term pregnancy NOS O80
- uncomplicated O80
- vaginal, following previous cesarean delivery O34.219
  - classical (vertical) scar O34.212
  - low transverse scar O34.211
  - mid-transverse T incision O34.218
  - scar
    - defect (isthmocele) O34.22
    - specified type NEC O34.218

Delusions (paranoid) — *see* Disorder, delusional

Dementia (degenerative (primary)) (persisting) (unspecified severity) (without behavioral disturbance, psychotic disturbance, mood disturbance, and anxiety) F03.90

- with
  - aberrant motor behavior (exit-seeking) (pacing) (restlessness) (rocking) F03.911
  - acute confusional state F05
  - agitation F03.911
  - anxiety F03.94
  - behavioral disturbances (sexual disinhibition) (sleep disturbance) (social disinhibition) F03.918
    - specified NEC F03.918
  - Lewy bodies (*see also* Dementia, in, diseases specified elsewhere) G31.83 *[F02.80]*
    - with behavioral disturbance (*see also* Dementia, in, diseases specified elsewhere) G31.83 *[F02.81* ☑ *]*
  - mood disturbance (anhedonia) (apathy) (depression) F03.93
  - Parkinsonism (*see also* Dementia, in, diseases specified elsewhere) G20.C *[F02.80]*
    - with behavioral disturbance (*see also* Dementia, in, diseases specified elsewhere) G20.C *[F02.81* ☑ *]*
  - Parkinson's disease (*see also* Dementia, in, diseases specified elsewhere) G20.A1 *[F02.80]*
    - with behavioral disturbance (*see also* Dementia, in, diseases specified elsewhere) G20.A1 *[F02.81* ☑ *]*
  - psychotic disturbance (delusional state) (hallucinations) (paranoia) (suspiciousness) F03.92
  - verbal or physical behaviors (anger) (aggression) (combativeness) (profanity) (shouting) (threatening) (violence) F03.911
- alcoholic F10.97
  - with dependence F10.27

- Alzheimer's type — *see* Disease, Alzheimer's
- arteriosclerotic — *see* Dementia, vascular
- atypical, Alzheimer's type — *see* Disease, Alzheimer's, specified NEC
- congenital — *see* Disability, intellectual
- frontal (lobe) (*see also* Dementia, in, diseases specified elsewhere) G31.09 *[F02.80]*
  - with behavioral disturbance (*see also* Dementia, in, diseases specified elsewhere) G31.09 *[F02.81 ☑]*
- frontotemporal G31.09 *[F02.80]*
  - with behavioral disturbance G31.09 *[F02.81 ☑]*
  - specified NEC (*see also* Dementia, in, diseases specified elsewhere) G31.09 *[F02.80]*
    - with behavioral disturbance (*see also* Dementia, in, diseases specified elsewhere) G31.09 *[F02.81 ☑]*
- in (due to)
  - alcohol F10.97
    - with dependence F10.27
  - Alzheimer's disease — *see* Disease, Alzheimer's
  - arteriosclerotic brain disease — *see* Dementia, vascular
  - cerebral lipidoses (*see also* Dementia, in, diseases specified elsewhere) E75. ☑ *[F02.80]*
    - with behavioral disturbance (*see also* Dementia, in, diseases specified elsewhere) E75. ☑ *[F02.81 ☑]*
  - Creutzfeldt-Jakob disease (*see also* Creutzfeldt-Jakob disease or syndrome (with dementia)) A81.00
  - diseases specified elsewhere (unspecified severity) (without behavioral disturbance, psychotic disturbance, mood disturbance, and anxiety) F02.80
    - with
      - aberrant motor behavior (exit-seeking) (pacing) (restlessness) (rocking) F02.811
      - agitation F02.811
      - anxiety F02.84
      - behavioral disturbances (sexual disinhibition) (sleep disturbance) (social disinhibition) F02.818
        - specified NEC F02.818
      - mood disturbance (anhedonia) (apathy) (depression) F02.83
      - psychotic disturbance (delusional state) (hallucinations) (paranoia) (suspiciousness) F02.82
      - verbal or physical behaviors (anger) (aggression) (combativeness) (profanity) (shouting) (threatening) (violence) F02.811
    - mild F02.A0
      - with
        - aberrant motor behavior (exit-seeking) (pacing) (restlessness) (rocking) F02.A11
        - agitation F02.A11
        - anxiety F02.A4
        - behavioral disturbances (sexual disinhibition) (sleep disturbance) (social disinhibition) F02.A18
          - specified NEC F02.A18

- mood disturbance (anhedonia) (apathy) (depression) F02.A3
- psychotic disturbance (delusional state) (hallucinations) (paranoia) (suspiciousness) F02.A2
- verbal or physical behaviors (anger) (aggression) (combativeness) (profanity) (shouting) (threatening) (violence) F02.A11

moderate F02.B0

with

- aberrant motor behavior (exit-seeking) (pacing) (restlessness) (rocking) F02.B11
- agitation F02.B11
- anxiety F02.B4
- behavioral disturbances (sexual disinhibition) (sleep disturbance) (social disinhibition) F02.B18
  - specified NEC F02.B18
- mood disturbance (anhedonia) (apathy) (depression) F02.B3
- psychotic disturbance (delusional state) (hallucinations) (paranoia) (suspiciousness) F02.B2
- verbal or physical behaviors (anger) (aggression) (combativeness) (profanity) (shouting) (threatening) (violence) F02.B11

severe F02.C0

with

- aberrant motor behavior (exit-seeking) (pacing) (restlessness) (rocking) F02.C11
- agitation F02.C11
- anxiety F02.C4
- behavioral disturbances (sexual disinhibition) (sleep disturbance) (social disinhibition) F02.C18
  - specified NEC F02.C18
- mood disturbance (anhedonia) (apathy) (depression) F02.C3
- psychotic disturbance (delusional state) (hallucinations) (paranoia) (suspiciousness) F02.C2
- verbal or physical behaviors (anger) (aggression) (combativeness) (profanity) (shouting) (threatening) (violence) F02.C11

epilepsy (*see also* Dementia, in, diseases specified elsewhere) G40. ☑ *[F02.80]*

- with behavioral disturbance (*see also* Dementia, in, diseases specified elsewhere) G40. ☑ *[F02.81 ☑]*

hepatolenticular degeneration (*see also* Dementia, in, diseases specified elsewhere) E83.01 *[F02.80]*

- with behavioral disturbance (*see also* Dementia, in, diseases specified elsewhere) E83.01 *[F02.81 ☑]*

human immunodeficiency virus (HIV) disease (*see also* Dementia, in, diseases specified elsewhere) B20 *[F02.80]*

- with behavioral disturbance (*see also* Dementia, in, diseases specified elsewhere) B20 *[F02.81 ☑]*

Huntington's disease or chorea (*see also* Dementia, in, diseases specified elsewhere) G10 *[F02.80]*

- with behavioral disturbance (*see also* Dementia, in, diseases specified elsewhere) G10 *[F02.81 ☑]*

hypercalcemia (*see also* Dementia, in, diseases specified elsewhere) E83.52 *[F02.80]*

- with behavioral disturbance (*see also* Dementia, in, diseases specified elsewhere) E83.52 *[F02.81 ☑]*

hypothyroidism, acquired (*see also* Dementia, in, diseases specified elsewhere) E03.9 *[F02.80]*

- with behavioral disturbance (*see also* Dementia, in, diseases specified elsewhere) E03.9 *[F02.81 ☑]*
- due to iodine deficiency (*see also* Dementia, in, diseases specified elsewhere) E01.8 *[F02.80]*

- with behavioral disturbance (*see also* Dementia, in, diseases specified elsewhere) E01.8 *[F02.81 ☑]*
- inhalants F18.97
  - with dependence F18.27
- multiple
  - etiologies F03 ☑
  - sclerosis (*see also* Dementia, in, diseases specified elsewhere) G35.D *[F02.80]*
    - with behavioral disturbance (*see also* Dementia, in, diseases specified elsewhere) G35.D *[F02.81 ☑]*
- neurosyphilis (*see also* Dementia, in, diseases specified elsewhere) A52.17 *[F02.80]*
  - with behavioral disturbance (*see also* Dementia, in, diseases specified elsewhere) A52.17 *[F02.81 ☑]*
  - juvenile (*see also* Dementia, in, diseases specified elsewhere) A50.49 *[F02.80]*
    - with behavioral disturbance (*see also* Dementia, in, diseases specified elsewhere) A50.49 *[F02.81 ☑]*
- niacin deficiency (*see also* Dementia, in, diseases specified elsewhere) E52 *[F02.80]*
  - with behavioral disturbance (*see also* Dementia, in, diseases specified elsewhere) E52 *[F02.81 ☑]*
- paralysis agitans (*see also* Dementia, in, diseases specified elsewhere) G20.C *[F02.80]*
  - with behavioral disturbance (*see also* Dementia, in, diseases specified elsewhere) G20.C *[F02.81 ☑]*
- Parkinson's disease (*see also* Dementia, in, diseases specified elsewhere) G20.A1 *[F02.80]*
- pellagra (*see also* Dementia, in, diseases specified elsewhere) E52 *[F02.80]*
  - with behavioral disturbance (*see also* Dementia, in, diseases specified elsewhere) E52 *[F02.81 ☑]*
- Pick's (*see also* Dementia, in, diseases specified elsewhere) G31.01 *[F02.80]*
  - with behavioral disturbance (*see also* Dementia, in, diseases specified elsewhere) G31.01 *[F02.81 ☑]*
- polyarteritis nodosa (*see also* Dementia, in, diseases specified elsewhere) M30.0 *[F02.80]*
  - with behavioral disturbance (*see also* Dementia, in, diseases specified elsewhere) M30.0 *[F02.81 ☑]*
- psychoactive drug F19.97
  - with dependence F19.27
  - inhalants F18.97
    - with dependence F18.27
  - sedatives, hypnotics or anxiolytics F13.97
    - with dependence F13.27
- sedatives, hypnotics or anxiolytics F13.97
  - with dependence F13.27
- systemic lupus erythematosus (*see also* Dementia, in, diseases specified elsewhere) M32. ☑ *[F02.80]*
  - with behavioral disturbance (*see also* Dementia, in, diseases specified elsewhere) M32. ☑ *[F02.81 ☑]*
- trypanosomiasis
  - African (*see also* Dementia, in, diseases specified elsewhere) B56.9 *[F02.80]*
    - with behavioral disturbance (*see also* Dementia, in, diseases specified elsewhere) B56.9 *[F02.81 ☑]*

- unknown etiology F03. ☑
- vitamin B12 deficiency (*see also* Dementia, in, diseases specified elsewhere) E53.8 *[F02.80]*
  - with behavioral disturbance (*see also* Dementia, in, diseases specified elsewhere) E53.8 *[F02.81 ☑]*
- volatile solvents F18.97
  - with dependence F18.27
- infantile, infantilis F84.3
- Lewy body (*see also* Dementia, in, diseases specified elsewhere) G31.83 *[F02.80]*
  - with behavioral disturbance (*see also* Dementia, in, diseases specified elsewhere) G31.83 *[F02.81 ☑]*
- mild F03.A0
  - with
    - aberrant motor behavior (exit-seeking) (pacing) (restlessness) (rocking) F03.A11
    - agitation F03.A11
    - anxiety F03.A4
    - behavioral disturbances (sexual disinhibition) (sleep disturbance) (social disinhibition) F03.A18
      - specified NEC F03.A18
    - mood disturbance (anhedonia) (apathy) (depression) F03.A3
    - psychotic disturbance (delusional state) (hallucinations) (paranoia) (suspiciousness) F03.A2
    - verbal or physical behaviors (anger) (aggression) (combativeness) (profanity) (shouting) (threatening) (violence) F03.A11
- moderate F03.B0
  - with
    - aberrant motor behavior (exit-seeking) (pacing) (restlessness) (rocking) F03.B11
    - agitation F03.B11
    - anxiety F03.B4
    - behavioral disturbances (sexual disinhibition) (sleep disturbance) (social disinhibition) F03.B18
      - specified NEC F03.B18
    - mood disturbance (anhedonia) (apathy) (depression) F03.B3
    - psychotic disturbance (delusional state) (hallucinations) (paranoia) (suspiciousness) F03.B2
    - verbal or physical behaviors (anger) (aggression) (combativeness) (profanity) (shouting) (threatening) (violence) F03.B11
- multi-infarct — *see* Dementia, vascular
- old age (senile) F03 ☑
  - Alzheimer's type — *see* Disease, Alzheimer's, late onset
- paralytica, paralytic (syphilitic) (*see also* Dementia, in, diseases specified elsewhere) A52.17 *[F02.80]*
  - with behavioral disturbance (*see also* Dementia, in, diseases specified elsewhere) A52.17 *[F02.81 ☑]*
  - juvenilis A50.45

- paretic A52.17
- praecox — *see* Schizophrenia
- presenile F03 ☑
  - Alzheimer's type — *see* Disease, Alzheimer's, early onset
- primary degenerative F03 ☑
- progressive, syphilitic A52.17
- senile F03 ☑
  - Alzheimer's type — *see* Disease, Alzheimer's, late onset
  - depressed or paranoid type F03 ☑
- severe F03.C0
  - with
    - aberrant motor behavior (exit-seeking) (pacing) (restlessness) (rocking) F03.C11
    - agitation F03.C11
    - anxiety F03.C4
    - behavioral disturbances (sexual disinhibition) (sleep disturbance) (social disinhibition) F03.C18
      - specified NEC F03.C18
    - mood disturbance (anhedonia) (apathy) (depression) F03.C3
    - psychotic disturbance (delusional state) (hallucinations) (paranoia) (suspiciousness) F03.C2
    - verbal or physical behaviors (anger) (aggression) (combativeness) (profanity) (shouting) (threatening) (violence) F03.C11
- vascular (acute onset) (mixed) (multi-infarct) (subcortical) (unspecified severity) (without behavioral disturbance, psychotic disturbance, mood disturbance, and anxiety) F01.50
  - with
    - aberrant motor behavior (exit-seeking) (pacing) (restlessness) (rocking) F01.511
    - agitation F01.511
    - anxiety F01.54
    - behavioral disturbances (sleep disturbance) (sexual disinhibition) (social disinhibition) F01.518
      - specified NEC F01.518
    - mood disturbance (anhedonia) (apathy) (depression) F01.53
    - psychotic disturbance (delusional state) (hallucinations) (paranoia) (suspiciousness) F01.52
    - verbal or physical behaviors (anger) (aggression) (combativeness) (profanity) (shouting) (threatening) (violence) F01.511
  - mild F01.A0
    - with
      - aberrant motor behavior (exit-seeking) (pacing) (restlessness) (rocking) F01.A11
      - agitation F01.A11
      - anxiety F01.A4
      - behavioral disturbances (sleep disturbance) (sexual disinhibition) (social disinhibition) F01.A18
        - specified NEC F01.A18

- mood disturbance (anhedonia) (apathy) (depression) F01.A3
- psychotic disturbance (delusional state) (hallucinations) (paranoia) (suspiciousness) F01.A2
- verbal or physical behaviors (anger) (aggression) (combativeness) (profanity) (shouting) (threatening) (violence) F01.A11

moderate F01.B0

with

- aberrant motor behavior (exit-seeking) (pacing) (restlessness) (rocking) F01.B11
- agitation F01.B11
- anxiety F01.B4
- behavioral disturbances (sleep disturbance) (sexual disinhibition) (social disinhibition) F01.B18
  - specified NEC F01.B18
- mood disturbance (anhedonia) (apathy) (depression) F01.B3
- psychotic disturbance (delusional state) (hallucinations) (paranoia) (suspiciousness) F01.B2
- verbal or physical behaviors (anger) (aggression) (combativeness) (profanity) (shouting) (threatening) (violence) F01.B11

severe F01.C0

with

- aberrant motor behavior (exit-seeking) (pacing) (restlessness) (rocking) F01.C11
- agitation F01.C11
- anxiety F01.C4
- behavioral disturbances (sleep disturbance) (sexual disinhibition) (social disinhibition) F01.C18
  - specified NEC F01.C18
- mood disturbance (anhedonia) (apathy) (depression) F01.C3
- psychotic disturbance (delusional state) (hallucinations) (paranoia) (suspiciousness) F01.C2
- verbal or physical behaviors (anger) (aggression) (combativeness) (profanity) (shouting) (threatening) (violence) F01.C11

Demineralization, bone — *see* Osteoporosis

Demodex folliculorum (infestation) B88.01

Demophobia F40.248

Demoralization R45.3

Demyelination, demyelinization

- central nervous system G37.9
  - specified NEC G37.89
- corpus callosum (central) G37.1
- disseminated, acute G36.9
  - specified NEC G36.8
- global G35.D
- in optic neuritis G36.0

Dengue (classical) (fever) A90

- hemorrhagic A91
- sandfly A93.1

Dennie-Marfan syphilitic syndrome A50.45
Dens evaginatus, in dente or invaginatus K00.2
Dense breasts (*see also* Density, breast) R92.30
Density
- breast R92.30
  - low R92.30
  - mammographic
    - extreme R92.34 ☑
    - fatty tissue R92.31 ☑
    - fibroglandular R92.32 ☑
    - heterogeneous R92.33 ☑
- increased, bone (disseminated) (generalized) (spotted) — *see* Disorder, bone, density and structure, specified type NEC
- lung (nodular) J98.4

Dental (*see also* condition)
- examination Z01.20
  - with abnormal findings Z01.21
- restoration
  - aesthetically inadequate or displeasing K08.56
  - defective K08.50
    - specified NEC K08.59
  - failure of marginal integrity K08.51
  - failure of periodontal anatomical integrity K08.54

Dentia praecox K00.6
Denticles (pulp) K04.2
Dentigerous cyst K09.0
Dentin
- irregular (in pulp) K04.3
- opalescent K00.5
- secondary (in pulp) K04.3
- sensitive K03.89

Dentinogenesis imperfecta K00.5
Dentinoma — *see* Cyst, calcifying odontogenic
Dentition (syndrome) K00.7

- delayed K00.6
- difficult K00.7
- precocious K00.6
- premature K00.6
- retarded K00.6

Dependence (on) (syndrome) F19.20
- with remission F19.21
- alcohol (ethyl) (methyl) (without remission) F10.20
  - with
    - amnestic disorder, persisting F10.26
    - anxiety disorder F10.280
    - dementia, persisting F10.27
    - intoxication F10.229
      - with delirium F10.221
      - uncomplicated F10.220
    - mood disorder F10.24
    - psychotic disorder F10.259
      - with
        - delusions F10.250
        - hallucinations F10.251
    - remission F10.21
    - sexual dysfunction F10.281
    - sleep disorder F10.282
    - specified disorder NEC F10.288
    - withdrawal F10.239
      - with
        - delirium F10.231
        - perceptual disturbance F10.232
      - uncomplicated F10.230
  - counseling and surveillance Z71.41
  - in remission F10.21

amobarbital — *see* Dependence, drug, sedative
amphetamine(s) (type) — *see* Dependence, drug, stimulant NEC
amytal (sodium) — *see* Dependence, drug, sedative
analgesic NEC F55.8
anesthetic (agent) (gas) (general) (local) NEC — *see* Dependence, drug, psychoactive NEC
anxiolytic NEC — *see* Dependence, drug, sedative
barbital(s) — *see* Dependence, drug, sedative
barbiturate(s) (compounds) (drugs classifiable to T42 ☑) — *see* Dependence, drug, sedative
benzedrine — *see* Dependence, drug, stimulant NEC
bhang — *see* Dependence, drug, cannabis
bromide(s) NEC — *see* Dependence, drug, sedative
caffeine — *see* Dependence, drug, stimulant NEC
cannabis (sativa) (indica) (resin) (derivatives) (type) — *see* Dependence, drug, cannabis
chloral (betaine) (hydrate) — *see* Dependence, drug, sedative
chlordiazepoxide — *see* Dependence, drug, sedative
coca (leaf) (derivatives) — *see* Dependence, drug, cocaine
cocaine — *see* Dependence, drug, cocaine
codeine — *see* Dependence, drug, opioid
combinations of drugs F19.20
dagga — *see* Dependence, drug, cannabis
demerol — *see* Dependence, drug, opioid
dexamphetamine — *see* Dependence, drug, stimulant NEC
dexedrine — *see* Dependence, drug, stimulant NEC
dextromethorphan — *see* Dependence, drug, opioid
dextromoramide — *see* Dependence, drug, opioid
dextro-nor-pseudo-ephedrine — *see* Dependence, drug, stimulant NEC
dextrorphan — *see* Dependence, drug, opioid
diazepam — *see* Dependence, drug, sedative
dilaudid — *see* Dependence, drug, opioid
D-lysergic acid diethylamide — *see* Dependence, drug, hallucinogen
drug NEC F19.20
- with sleep disorder F19.282
- cannabis F12.20
  - with
    - anxiety disorder F12.280
    - intoxication F12.229
      - with

- delirium F12.221
- perceptual disturbance F12.222
- uncomplicated F12.220
- other specified disorder F12.288
- psychosis F12.259
  - delusions F12.250
  - hallucinations F12.251
- unspecified disorder F12.29
- withdrawal F12.23
- in remission F12.21

cocaine F14.20
- with
  - anxiety disorder F14.280
  - intoxication F14.229
    - with
      - delirium F14.221
      - perceptual disturbance F14.222
    - uncomplicated F14.220
  - mood disorder F14.24
  - other specified disorder F14.288
  - psychosis F14.259
    - delusions F14.250
    - hallucinations F14.251
  - sexual dysfunction F14.281
  - sleep disorder F14.282
  - unspecified disorder F14.29
  - withdrawal F14.23
- in remission F14.21
- withdrawal symptoms in newborn P96.1

counseling and surveillance Z71.51

hallucinogen F16.20
- with
  - anxiety disorder F16.280
  - flashbacks F16.283
  - intoxication F16.229

- with delirium F16.221
- uncomplicated F16.220
- mood disorder F16.24
- other specified disorder F16.288
- perception disorder, persisting F16.283
- psychosis F16.259
  - delusions F16.250
  - hallucinations F16.251
- unspecified disorder F16.29
- in remission F16.21

in remission F19.21

inhalant F18.20
- with
  - anxiety disorder F18.280
  - dementia, persisting F18.27
  - intoxication F18.229
    - with delirium F18.221
    - uncomplicated F18.220
  - mood disorder F18.24
  - other specified disorder F18.288
  - psychosis F18.259
    - delusions F18.250
    - hallucinations F18.251
  - unspecified disorder F18.29
- in remission F18.21

nicotine F17.200
- with disorder F17.209
  - in remission F17.201
  - specified disorder NEC F17.208
  - withdrawal F17.203
- chewing tobacco F17.220
  - with disorder F17.229
    - in remission F17.221
    - specified disorder NEC F17.228
    - withdrawal F17.223
- cigarettes F17.210

- with disorder F17.219
  - in remission F17.211
  - specified disorder NEC F17.218
  - withdrawal F17.213
- specified product NEC F17.290
  - with disorder F17.299
    - remission F17.291
    - specified disorder NEC F17.298
    - withdrawal F17.293
- opioid F11.20
  - with
    - intoxication F11.229
      - with
        - delirium F11.221
        - perceptual disturbance F11.222
      - uncomplicated F11.220
    - mood disorder F11.24
    - opioid-associated amnestic syndrome F11.288
    - other specified disorder F11.288
    - psychosis F11.259
      - delusions F11.250
      - hallucinations F11.251
    - sexual dysfunction F11.281
    - sleep disorder F11.282
    - unspecified disorder F11.29
    - withdrawal F11.23
  - in remission F11.21
- psychoactive NEC F19.20
  - with
    - amnestic disorder F19.26
    - anxiety disorder F19.280
    - dementia F19.27
    - intoxication F19.229
      - with

- delirium F19.221
- perceptual disturbance F19.222
- uncomplicated F19.220
- mood disorder F19.24
- other specified disorder F19.288
- psychosis F19.259
  - delusions F19.250
  - hallucinations F19.251
- sexual dysfunction F19.281
- sleep disorder F19.282
- unspecified disorder F19.29
- withdrawal F19.239
  - with
    - delirium F19.231
    - perceptual disturbance F19.232
  - uncomplicated F19.230
- in remission F19.21

sedative, hypnotic or anxiolytic F13.20

- with
  - amnestic disorder F13.26
  - anxiety disorder F13.280
  - dementia, persisting F13.27
  - intoxication F13.229
    - with delirium F13.221
    - uncomplicated F13.220
  - mood disorder F13.24
  - other specified disorder F13.288
  - psychosis F13.259
    - delusions F13.250
    - hallucinations F13.251
  - sexual dysfunction F13.281
  - sleep disorder F13.282
  - unspecified disorder F13.29
  - withdrawal F13.239
    - with
      - delirium F13.231
      - perceptual disturbance F13.232

- uncomplicated F13.230
- in remission F13.21
- stimulant NEC F15.20
  - with
    - anxiety disorder F15.280
    - intoxication F15.229
      - with
        - delirium F15.221
        - perceptual disturbance F15.222
      - uncomplicated F15.220
    - mood disorder F15.24
    - other specified disorder F15.288
    - psychosis F15.259
      - delusions F15.250
      - hallucinations F15.251
    - sexual dysfunction F15.281
    - sleep disorder F15.282
    - unspecified disorder F15.29
    - withdrawal F15.23
  - in remission F15.21
- ethyl
  - alcohol (without remission) F10.20
    - with remission F10.21
  - bromide — *see* Dependence, drug, sedative
  - carbamate F19.20
  - chloride F19.20
  - morphine — *see* Dependence, drug, opioid
- ganja — *see* Dependence, drug, cannabis
- glue (airplane) (sniffing) — *see* Dependence, drug, inhalant
- glutethimide — *see* Dependence, drug, sedative
- hallucinogenics — *see* Dependence, drug, hallucinogen
- hashish — *see* Dependence, drug, cannabis
- hemp — *see* Dependence, drug, cannabis
- heroin (salt) (any) — *see* Dependence, drug, opioid
- hypnotic NEC — *see* Dependence, drug, sedative
- Indian hemp — *see* Dependence, drug, cannabis
- inhalants — *see* Dependence, drug, inhalant
- khat — *see* Dependence, drug, stimulant NEC

laudanum — *see* Dependence, drug, opioid
LSD (-25) (derivatives) — *see* Dependence, drug, hallucinogen
luminal — *see* Dependence, drug, sedative
lysergic acid — *see* Dependence, drug, hallucinogen
maconha — *see* Dependence, drug, cannabis
marihuana — *see* Dependence, drug, cannabis
meprobamate — *see* Dependence, drug, sedative
mescaline — *see* Dependence, drug, hallucinogen
methadone — *see* Dependence, drug, opioid
methamphetamine(s) — *see* Dependence, drug, stimulant NEC
methaqualone — *see* Dependence, drug, sedative
methyl
  alcohol (without remission) F10.20
    with remission F10.21
  bromide — *see* Dependence, drug, sedative
  morphine — *see* Dependence, drug, opioid
  phenidate — *see* Dependence, drug, stimulant NEC
  sulfonal — *see* Dependence, drug, sedative
morphine (sulfate) (sulfite) (type) — *see* Dependence, drug, opioid
narcotic (drug) NEC — *see* Dependence, drug, opioid
nembutal — *see* Dependence, drug, sedative
neraval — *see* Dependence, drug, sedative
neravan — *see* Dependence, drug, sedative
neurobarb — *see* Dependence, drug, sedative
nicotine — *see* Dependence, drug, nicotine
nitrous oxide F19.20
nonbarbiturate sedatives and tranquilizers with similar effect — *see* Dependence, drug, sedative
on
  artificial heart (fully implantable) (mechanical) Z95.812
  aspirator Z99.0
  care provider (because of) Z74.9
    impaired mobility Z74.09
    need for
      assistance with personal care Z74.1
      continuous supervision Z74.3

no other household member able to render care Z74.2
specified reason NEC Z74.8
machine Z99.89
enabling NEC Z99.89
specified type NEC Z99.89
renal dialysis (hemodialysis) (peritoneal) Z99.2
respirator Z99.11
ventilator Z99.11
wheelchair Z99.3
opiate — *see* Dependence, drug, opioid
opioids — *see* Dependence, drug, opioid
opium (alkaloids) (derivatives) (tincture) — *see* Dependence, drug, opioid
oxygen (long-term) (supplemental) Z99.81
paraldehyde — *see* Dependence, drug, sedative
paregoric — *see* Dependence, drug, opioid
PCP (phencyclidine) (or related substance) — *see* Dependence, drug, hallucinogen
pentobarbital — *see* Dependence, drug, sedative
pentobarbitone (sodium) — *see* Dependence, drug, sedative
pentothal — *see* Dependence, drug, sedative
peyote — *see* Dependence, drug, hallucinogen
phencyclidine (PCP) (or related substance) — *see* Dependence, drug, hallucinogen
phenmetrazine — *see* Dependence, drug, stimulant NEC
phenobarbital — *see* Dependence, drug, sedative
polysubstance F19.20
psilocibin, psilocin, psilocyn, psilocyline — *see* Dependence, drug, hallucinogen
psychostimulant NEC — *see* Dependence, drug, stimulant NEC
secobarbital — *see* Dependence, drug, sedative
seconal — *see* Dependence, drug, sedative
sedative NEC — *see* Dependence, drug, sedative
specified drug NEC — *see* Dependence, drug
stimulant NEC — *see* Dependence, drug, stimulant NEC
substance NEC — *see* Dependence, drug
supplemental oxygen Z99.81
tobacco — *see* Dependence, drug, nicotine
counseling and surveillance Z71.6

- tranquilizer NEC — *see* Dependence, drug, sedative
- vitamin B6 E53.1
- volatile solvents — *see* Dependence, drug, inhalant

Dependency
- care-provider Z74.9
- passive F60.7
- reactions (persistent) F60.7

Depersonalization (in neurotic state) (neurotic) (syndrome) F48.1

Depletion
- extracellular fluid E86.9
- plasma E86.1
- potassium E87.6
  - nephropathy N25.89
- salt or sodium E87.1
  - causing heat exhaustion or prostration T67.4
  - nephropathy N28.9
- volume NOS E86.9

Deployment (current) (military) status Z56.82
- in theater or in support of military war, peacekeeping and humanitarian operations Z56.82
- personal history of Z91.82
  - military war, peacekeeping and humanitarian deployment (current or past conflict) Z91.82
- returned from Z91.82

Depolarization, premature I49.40
- atrial I49.1
- junctional I49.2
- specified NEC I49.49
- ventricular I49.3

Deposit
- bone in Boeck's sarcoid D86.89
- calcareous, calcium — *see* Calcification
- cholesterol
  - retina H35.89
  - vitreous (body) (humor) — *see* Deposit, crystalline
- conjunctiva H11.11
- cornea H18.00

- argentous H18.02 ☑
- due to metabolic disorder H18.03 ☑
- Kayser-Fleischer ring H18.04 ☑
- pigmentation — *see* Pigmentation, cornea
- crystalline, vitreous (body) (humor) H43.2 ☑
- hemosiderin in old scars of cornea — *see* Pigmentation, cornea, stromal
- metallic in lens — *see* Cataract, specified NEC
- skin R23.8
- tooth, teeth (betel) (black) (green) (materia alba) (orange) (tobacco) K03.6
- urate, kidney — *see* Calculus, kidney

Depraved appetite — *see* Pica

Depressed
- HDL cholesterol E78.6

Depression (acute) (mental) F32.A
- agitated (single episode) F32.2
- anaclitic — *see* Disorder, adjustment
- anxiety F41.8
  - persistent F34.1
- arches (*see also* Deformity, limb, flat foot)
- atypical (single episode) F32.89
  - recurrent episode F33.8
- basal metabolic rate R94.8
- bone marrow D75.89
- central nervous system G96.9
- cerebral R29.818
  - newborn P91.4
- cerebrovascular I67.9
- chest wall M95.4
- climacteric (single episode) F32.89
  - recurrent episode F33.8
- endogenous (without psychotic symptoms) F33.2
  - with psychotic symptoms F33.3
- functional activity R68.89
- hysterical F44.89
- involutional (single episode) F32.89
  - recurrent episode F33.8

- major F32.9
  - with psychotic symptoms F32.3
  - recurrent — *see* Disorder, depressive, recurrent
- manic-depressive — *see* Disorder, depressive, recurrent
- masked (single episode) F32.89
- medullary G93.89
- menopausal (single episode) F32.89
  - recurrent episode F33.8
- metatarsus — *see* Depression, arches
- monopolar F33.9
- nervous F34.1
- neurotic F34.1
- nose M95.0
- postnatal (NOS) F53.0
- postpartum (NOS) F53.0
- post-psychotic of schizophrenia F32.89
- post-schizophrenic F32.89
- psychogenic (reactive) (single episode) F32.9
- psychoneurotic F34.1
- psychotic (single episode) F32.3
  - recurrent F33.3
- reactive (psychogenic) (single episode) F32.9
  - psychotic (single episode) F32.3
- recurrent — *see* Disorder, depressive, recurrent
- respiratory center G93.89
- seasonal — *see* Disorder, depressive, recurrent
- senile F03 ☑
- severe, single episode F32.2
- situational F43.21
- skull Q67.4
- specified NEC (single episode) F32.89
- sternum M95.4
- visual field — *see* Defect, visual field
- vital (recurrent) (without psychotic symptoms) F33.2

- with psychotic symptoms F33.3
- single episode F32.2

Deprivation
- cultural Z60.3
- effects NOS T73.9 ☑
  - specified NEC T73.8 ☑
- emotional NEC Z65.8
  - affecting infant or child — *see* Maltreatment, child, psychological
- food T73.0 ☑
- material due to limited financial resources, specified NEC Z59.87
- protein — *see* Malnutrition
- sleep Z72.820
- social Z60.4
  - affecting infant or child — *see* Maltreatment, child, psychological
- specified NEC T73.8 ☑
- vitamins — *see* Deficiency, vitamin
- water T73.1 ☑

Derangement
- ankle (internal) — *see* Derangement, joint, articular cartilage, ankle
- cartilage (articular) NEC — *see* Derangement, joint, articular cartilage, by site
  - recurrent — *see* Dislocation, recurrent
- cruciate ligament, anterior, current injury — *see* Sprain, knee, cruciate, anterior
- elbow (internal) — *see* Derangement, joint, articular cartilage, elbow
- hip (joint) (internal) (old) — *see* Derangement, joint, articular cartilage, hip
- joint (internal) M24.9
  - ankylosis — *see* Ankylosis
  - articular cartilage M24.10
    - ankle M24.17 ☑
    - elbow M24.12 ☑
    - foot M24.17 ☑
    - hand M24.14 ☑
    - hip M24.15 ☑
    - knee NEC M23.9 ☑
    - loose body — *see* Loose, body
    - shoulder M24.11 ☑
    - specified site NEC M24.19
    - wrist M24.13 ☑

- contracture — *see* Contraction, joint
- current injury (*see also* Dislocation)
  - knee, meniscus or cartilage — *see* Tear, meniscus
- dislocation
  - pathological — *see* Dislocation, pathological
  - recurrent — *see* Dislocation, recurrent
- knee — *see* Derangement, knee
- ligament — *see* Disorder, ligament
- loose body — *see* Loose, body
- recurrent — *see* Dislocation, recurrent
- specified type NEC M24.80
  - ankle M24.87 ☑
  - elbow M24.82 ☑
  - foot joint M24.87 ☑
  - hand joint M24.84 ☑
  - hip M24.85 ☑
  - shoulder M24.81 ☑
  - specified site NEC M24.89
  - wrist M24.83 ☑
- temporomandibular M26.69

knee (recurrent) M23.9 ☑

- ligament disruption, spontaneous M23.60 ☑
  - anterior cruciate M23.61 ☑
  - capsular M23.67 ☑
  - instability, chronic M23.5 ☑
  - lateral collateral M23.64 ☑
  - medial collateral M23.63 ☑
  - posterior cruciate M23.62 ☑
- loose body M23.4 ☑
- meniscus M23.30 ☑
  - cystic M23.0 ☑
    - lateral M23.002
      - anterior horn M23.04 ☑
      - posterior horn M23.05 ☑
      - specified NEC M23.06 ☑
    - medial M23.005

- anterior horn M23.01
- posterior horn M23.02
- specified NEC M23.03

degenerate — *see* Derangement, knee, meniscus, specified NEC
detached — *see* Derangement, knee, meniscus, specified NEC
due to old tear or injury M23.20
- lateral M23.20
  - anterior horn M23.24
  - posterior horn M23.25
  - specified NEC M23.26
- medial M23.20
  - anterior horn M23.21
  - posterior horn M23.22
  - specified NEC M23.23

retained — *see* Derangement, knee, meniscus, specified NEC
specified NEC M23.30
- lateral M23.30
  - anterior horn M23.34
  - posterior horn M23.35
  - specified NEC M23.36
- medial M23.30
  - anterior horn M23.31
  - posterior horn M23.32
  - specified NEC M23.33

old M23.8X
specified NEC — *see* subcategory M23.8

low back NEC — *see* Dorsopathy, specified NEC
meniscus — *see* Derangement, knee, meniscus
mental — *see* Psychosis
patella, specified NEC — *see* Disorder, patella, derangement NEC
semilunar cartilage (knee) — *see* Derangement, knee, meniscus, specified NEC
shoulder (internal) — *see* Derangement, joint, shoulder

Dercum's disease E88.2
Derealization (neurotic) F48.1
Dermal — *see* condition
Dermaphytid — *see* Dermatophytosis
Dermatitis (eczematous) L30.9

- ab igne L59.0
- acarine B88.09
- actinic (due to sun) L57.8
  - other than from sun L59.8
- allergic — *see* Dermatitis, contact, allergic
- ambustionis, due to burn or scald — *see* Burn
- amebic A06.7
- ammonia L22
- arsenical (ingested) L27.8
- artefacta L98.1
  - psychogenic F54
- atopic L20.9
  - psychogenic F54
  - specified NEC L20.89
- autoimmune progesterone L30.8
- berlock, berloque L56.2
- blastomycotic B40.3
- blister beetle L24.89
- bullous, bullosa L13.9
  - mucosynechial, atrophic L12.1
  - seasonal L30.8
  - specified NEC L13.8
- calorica L59.0
  - due to burn or scald — *see* Burn
- caterpillar L24.89
- cercarial B65.3
- combustionis L59.0
  - due to burn or scald — *see* Burn
- congelationis T69.1 ☑
- contact (occupational) L25.9
  - allergic L23.9
    - due to

- adhesives L23.1
- cement L23.5
- chemical products NEC L23.5
- chromium L23.0
- cosmetics L23.2
- dander (cat) (dog) L23.81
- drugs in contact with skin L23.3
- dyes L23.4
- food in contact with skin L23.6
- hair (cat) (dog) L23.81
- insecticide L23.5
- metals L23.0
- nickel L23.0
- plants, non-food L23.7
- plastic L23.5
- rubber L23.5
- specified agent NEC L23.89

due to

- cement L25.3
- chemical products NEC L25.3
- cosmetics L25.0
- dander (cat) (dog) L23.81
- drugs in contact with skin L25.1
- dyes L25.2
- food in contact with skin L25.4
- hair (cat) (dog) L23.81
- plants, non-food L25.5
- specified agent NEC L25.8

irritant L24.9

due to

- body fluids L24.A0
  - feces L24.A2
  - incontinence (dual) (fecal) (urinary) L24.A2
  - saliva L24.A1
  - specified NEC L24.A9
  - urine L24.A2
  - wound exudate L24.A9

- cement L24.5
- chemical products NEC L24.5
- cosmetics L24.3
- detergents L24.0
- drugs in contact with skin L24.4
- exudate L24.A9
- food in contact with skin L24.6
- friction L24.A0
- oils and greases L24.1
- plants, non-food L24.7
- solvents L24.2
- specified agent NEC L24.B9
- related to
  - colostomy L24.B3
  - endotracheal tube L24.A9
  - enterocutaneous fistula L24.B3
  - gastrostomy L24.B1
  - ileostomy L24.B3
  - jejunostomy L24.B1
  - saliva or spit fistula L24.B1
  - stoma or fistula L24.B0
    - digestive L24.B1
    - fecal or urinary L24.B3
    - respiratory L24.B2
  - tracheostomy L24.B2

contusiformis L52
desquamative L30.8
diabetic — see E08-E13 with .620
diaper L22
diphtheritica A36.3
dry skin L85.3
due to
- acetone (contact) (irritant) L24.2
- acids (contact) (irritant) L24.5
- adhesive(s) (allergic) (contact) (plaster) L23.1
  - irritant L24.5
- alcohol (irritant) (skin contact) (substances in category T51 ☑) L24.2

- taken internally L27.8
- alkalis (contact) (irritant) L24.5
- arsenic (ingested) L27.8
- carbon disulfide (contact) (irritant) L24.2
- caustics (contact) (irritant) L24.5
- cement (contact) L25.3
- cereal (ingested) L27.2
- chemical(s) NEC L25.3
  - taken internally L27.8
- chlorocompounds L24.2
- chromium (contact) (irritant) L24.81
- coffee (ingested) L27.2
- cold weather L30.8
- cosmetics (contact) L25.0
  - allergic L23.2
  - irritant L24.3
- cyclohexanes L24.2
- dander (cat) (dog) L23.81
- Demodex species B88.01
- Dermanyssus gallinae B88.09
- detergents (contact) (irritant) L24.0
- dichromate L24.81
- drugs and medicaments (generalized) (internal use) L27.0
  - external — *see* Dermatitis, due to, drugs, in contact with skin
  - in contact with skin L25.1
    - allergic L23.3
    - irritant L24.4
  - localized skin eruption L27.1
  - specified substance — *see* Table of Drugs and Chemicals
- dyes (contact) L25.2
  - allergic L23.4
  - irritant L24.89

- epidermophytosis — *see* Dermatophytosis
- esters L24.2
- external irritant NEC L24.9
- exudate (wound fluids) L24.A9
- fish (ingested) L27.2
- flour (ingested) L27.2
- food (ingested) L27.2
  - in contact with skin L25.4
- fruit (ingested) L27.2
- furs (allergic) (contact) L23.81
- glues — *see* Dermatitis, due to, adhesives
- glycols L24.2
- greases NEC (contact) (irritant) L24.1
- hair (cat) (dog) L23.81
- hot
  - objects and materials — *see* Burn
  - weather or places L59.0
- hydrocarbons L24.2
- infrared rays L59.8
- ingestion, ingested substance L27.9
  - chemical NEC L27.8
  - drugs and medicaments — *see* Dermatitis, due to, drugs
  - food L27.2
  - specified NEC L27.8
- insecticide in contact with skin L24.5
- internal agent L27.9
  - drugs and medicaments (generalized) — *see* Dermatitis, due to, drugs
  - food L27.2
- irradiation — *see* Dermatitis, due to, radioactive substance
- ketones L24.2
- lacquer tree (allergic) (contact) L23.7
- light (sun) NEC L57.8
  - acute L56.8
  - other L59.8

- Liponyssoides sanguineus B88.09
- low temperature L30.8
- meat (ingested) L27.2
- metals, metal salts (contact) (irritant) L24.81
- milk (ingested) L27.2
- nickel (contact) (irritant) L24.81
- nylon (contact) (irritant) L24.5
- oils NEC (contact) (irritant) L24.1
- paint solvent (contact) (irritant) L24.2
- petroleum products (contact) (irritant) (substances in T52.0 ☑) L24.2
- plants NEC (contact) L25.5
  - allergic L23.7
  - irritant L24.7
- plasters (adhesive) (any) (allergic) (contact) L23.1
  - irritant L24.5
- plastic (contact) L25.3
- preservatives (contact) — *see* Dermatitis, due to, chemical, in contact with skin
- primrose (allergic) (contact) L23.7
- primula (allergic) (contact) L23.7
- radiation L59.8
  - nonionizing (chronic exposure) L57.8
  - sun NEC L57.8
    - acute L56.8
- radioactive substance L58.9
  - acute L58.0
  - chronic L58.1
- radium L58.9
  - acute L58.0
  - chronic L58.1
- ragweed (allergic) (contact) L23.7
- Rhus (allergic) (contact) (diversiloba) (radicans) (toxicodendron) (venenata) (verniciflua) L23.7
- rubber (contact) L24.5
- Senecio jacobaea (allergic) (contact) L23.7
- solvents (contact) (irritant) (substances in categories T52 ☑) L24.2
- specified agent NEC (contact) L25.8
  - allergic L23.89
  - irritant L24.89

- sunshine NEC L57.8
  - acute L56.8
- tetrachlorethylene (contact) (irritant) L24.2
- toluene (contact) (irritant) L24.2
- turpentine (contact) L24.2
- ultraviolet rays (sun NEC) (chronic exposure) L57.8
  - acute L56.8
- vaccine or vaccination L27.0
  - specified substance — *see* Table of Drugs and Chemicals
- varicose veins — *see* Varix, leg, with, inflammation
- X-rays L58.9
  - acute L58.0
  - chronic L58.1

dyshydrotic L30.1
dysmenorrheica N94.6
escharotica — *see* Burn
exfoliative, exfoliativa (generalized) L26
- neonatorum L00

eyelid (*see also* Dermatosis, eyelid) H01.9
- allergic H01.119
  - left H01.116
    - lower H01.115
    - upper H01.114
  - right H01.113
    - lower H01.112
    - upper H01.111
- contact — *see* Dermatitis, eyelid, allergic
- due to
  - Demodex species B88.01
  - herpes (zoster) B02.39
    - simplex B00.59
- eczematous H01.139
  - left H01.136
    - lower H01.135
    - upper H01.134
  - right H01.133

- lower H01.132
- upper H01.131
- specified NEC H01.8
- facta, factitia, factitial L98.1
  - psychogenic F54
- flexural NEC L20.82
- friction L30.4
- fungus B36.9
  - specified type NEC B36.8
- gangrenosa, gangrenous infantum L08.0
- harvest mite B88.09
- heat L59.0
- herpesviral, vesicular (ear) (lip) B00.1
- herpetiformis (bullous) (erythematous) (pustular) (vesicular) L13.0
  - juvenile L12.2
  - senile L12.0
- hiemalis L30.8
- hypostatic, hypostatica — *see* Varix, leg, with, inflammation
- infectious eczematoid L30.3
- infective L30.3
- irritant — *see* Dermatitis, contact, irritant
- Jacquet's (diaper dermatitis) L22
- Leptus B88.09
- lichenified NEC L28.0
- medicamentosa (generalized) (internal use) — *see* Dermatitis, due to drugs
- mite B88.09
- multiformis L13.0
  - juvenile L12.2
- napkin L22
- neurotica L13.0
- nummular L30.0
- papillaris capillitii L73.0
- pellagrous E52
- perioral L71.0
- photocontact L56.2
- polymorpha dolorosa L13.0
- pruriginosa L13.0
- pruritic NEC L30.8
- psychogenic F54
- purulent L08.0
- pustular

- contagious B08.02
- subcorneal L13.1
- pyococcal L08.0
- pyogenica L08.0
- repens L40.2
- Ritter's (exfoliativa) L00
- Schamberg's L81.7
- schistosome B65.3
- seasonal bullous L30.8
- seborrheic L21.9
  - infantile L21.1
  - specified NEC L21.8
- sensitization NOS L23.9
- septic L08.0
- solare L57.8
- specified NEC L30.8
- stasis I87.2
  - with
    - varicose ulcer — *see* Varix, leg, with ulcer, with inflammation
    - varicose veins — *see* Varix, leg, with, inflammation
  - due to postthrombotic syndrome — *see* Syndrome, postthrombotic
- suppurative L08.0
- traumatic NEC L30.4
- trophoneurotica L13.0
- ultraviolet (sun) (chronic exposure) L57.8
  - acute L56.8
- varicose — *see* Varix, leg, with, inflammation
- vegetans L10.1
- verrucosa B43.0
- vesicular, herpesviral B00.1

Dermatoarthritis, lipoid E78.81

Dermatochalasis, eyelid H02.839

- left H02.836
  - lower H02.835
  - upper H02.834

- right H02.833
  - lower H02.832
  - upper H02.831
- Dermatofibroma (lenticulare) — *see* Neoplasm, skin, benign
  - protuberans — *see* Neoplasm, skin, uncertain behavior
- Dermatofibrosarcoma (pigmented) (protuberans) — *see* Neoplasm, skin, malignant
- Dermatographia L50.3
- Dermatolysis (exfoliativa) (congenital) Q82.8
  - acquired L57.4
  - eyelids — *see* Blepharochalasis
  - palpebrarum — *see* Blepharochalasis
  - senile L57.4
- Dermatomegaly NEC Q82.8
- Dermatomucosomyositis (*see also* Dermatomyositis) M33.10
  - with
    - myopathy M33.12
    - respiratory involvement M33.11
    - specified organ involvement NEC M33.19
- Dermatomycosis B36.9
  - furfuracea B36.0
  - specified type NEC B36.8
- Dermatomyositis (acute) (chronic) (*see also* Dermatopolymyositis)
  - adult (*see also* Dermatomyositis, specified NEC) M33.10
  - in (due to) neoplastic disease (*see also* Neoplasm) D49.9 *[M36.0]*
  - juvenile M33.00
    - with
      - myopathy M33.02
      - respiratory involvement M33.01
      - specified organ involvement NEC M33.09
    - amyopathic M33.03
    - without myopathy M33.03
  - specified NEC M33.10
    - with

- myopathy M33.12
- respiratory involvement M33.11
- specified organ involvement NEC M33.19
- amyopathic M33.13
- without myopathy M33.13

Dermatoneuritis of children — *see* Poisoning, mercury
Dermatophilosis A48.8
Dermatophytid L30.2
Dermatophytide — *see* Dermatophytosis
Dermatophytosis (epidermophyton) (infection) (Microsporum) (tinea) (Trichophyton) B35.9
- beard B35.0
- body B35.4
- capitis B35.0
- corporis B35.4
- deep-seated B35.8
- disseminated B35.8
- foot B35.3
- granulomatous B35.8
- groin B35.6
- hand B35.2
- nail B35.1
- perianal (area) B35.6
- scalp B35.0
- specified NEC B35.8

Dermatopolymyositis M33.90
- with
  - myopathy M33.92
  - respiratory involvement M33.91
  - specified organ involvement NEC M33.99
- amyopathic M33.93
- in neoplastic disease (*see also* Neoplasm) D49.9 *[M36.0]*
- juvenile M33.00
  - with
    - myopathy M33.02
    - respiratory involvement M33.01
    - specified organ involvement NEC M33.09
  - amyopathic M33.03
  - without myopathy M33.03

- specified NEC M33.10
  - amyopathic M33.13
  - myopathy M33.12
  - respiratory involvement M33.11
  - specified organ involvement NEC M33.19
  - without myopathy M33.13
- without myopathy M33.93

Dermatopolyneuritis — *see* Poisoning, mercury

Dermatorrhexis (*see also* Syndrome, Ehlers-Danlos) Q79.60
- acquired L57.4

Dermatosclerosis (*see also* Scleroderma)
- localized L94.0

Dermatosis L98.9
- Andrews' L08.89
- Bowen's — *see* Neoplasm, skin, in situ
- bullous L13.9
  - specified NEC L13.8
- exfoliativa L26
- eyelid (noninfectious) (*see also* Dermatitis, eyelid) H01.9
  - discoid lupus erythematosus — *see* Lupus, erythematosus, eyelid
  - xeroderma — *see* Xeroderma, acquired, eyelid
- factitial L98.1
- febrile neutrophilic L98.2
- gonococcal A54.89
- herpetiformis L13.0
  - juvenile L12.2
- linear IgA L13.8
- menstrual NEC L98.8
- neutrophilic, febrile L98.2
- occupational — *see* Dermatitis, contact
- papulosa nigra L82.1
- pigmentary L81.9
  - progressive L81.7
  - Schamberg's L81.7
- psychogenic F54
- purpuric, pigmented L81.7
- pustular, subcorneal L13.1
- transient acantholytic L11.1

- Dermographia, dermographism L50.3
- Dermoid (cyst) (*see also* Neoplasm, benign, by site)
  - with malignant transformation C56 ☑
  - due to radiation (nonionizing) L57.8
- Dermopathy
  - infiltrative with thyrotoxicosis — *see* Thyrotoxicosis
  - nephrogenic fibrosing L90.8
- Dermophytosis — *see* Dermatophytosis
- Descemetocele H18.73 ☑
- DES
  - child (daughter) (son) Z91.B
  - grandchild (granddaughter) (grandson) Z84.A
  - second generation Z91.B
  - third generation Z84.A
- Descemet's membrane — *see* condition
- Descending — *see* condition
- Descensus uteri — *see* Prolapse, uterus
- Desert
  - rheumatism B38.0
  - sore — *see* Ulcer, skin
- Desertion (newborn) — *see* Maltreatment
- Desmoid (extra-abdominal) (tumor)
  - abdominal wall D48.113
  - back D48.117
  - buttock D48.116
  - chest wall D48.111
  - extremity
    - lower D48.116
    - upper D48.115
  - head and neck D48.110
  - intraabdominal D48.114
  - intrathoracic D48.112
  - pelvic cavity D48.114
  - pelvic girdle D48.116
  - peritoneal D48.114

- retroperitoneal D48.114
- shoulder girdle D48.115
- site unspecified D48.119
- specified site NEC D48.118

Despondency F32.A

Desquamation, skin R23.4

Destruction, destructive (*see also* Damage)

- articular facet (*see also* Derangement, joint, specified type NEC)
  - knee M23.8X ☑
  - vertebra — *see* Spondylosis
- bone (*see also* Disorder, bone, specified type NEC)
  - syphilitic A52.77
- joint (*see also* Derangement, joint, specified type NEC)
  - sacroiliac M53.3
- rectal sphincter K62.89
- septum (nasal) J34.89
- tuberculous NEC — *see* Tuberculosis
- tympanum, tympanic membrane (nontraumatic) — *see* Disorder, tympanic membrane, specified NEC
- vertebral disc — *see* Degeneration, intervertebral disc

Destructiveness (*see also* Disorder, conduct)

- adjustment reaction — *see* Disorder, adjustment

Desultory labor O62.2

Detachment

- cartilage — *see* Sprain
- cervix, annular N88.8
  - complicating delivery O71.3
- choroid (old) (postinfectional) (simple) (spontaneous) H31.40 ☑
  - hemorrhagic H31.41 ☑
  - serous H31.42 ☑
- ligament — *see* Sprain
- meniscus (knee) (*see also* Derangement, knee, meniscus, specified NEC)
  - current injury — *see* Tear, meniscus
  - due to old tear or injury — *see* Derangement, knee, meniscus, due to old tear
- retina (without retinal break) (serous) H33.2 ☑
  - with retinal:
    - break H33.00 ☑

- giant H33.03 ☑
- multiple H33.02 ☑
- single H33.01 ☑
- dialysis H33.04 ☑
- pigment epithelium — *see* Degeneration, retina, separation of layers, pigment epithelium detachment
- rhegmatogenous — *see* Detachment, retina, with retinal, break
- specified NEC H33.8
- total H33.05 ☑
- traction H33.4 ☑
- vitreous (body) H43.81 ☑

Detergent asthma J69.8

Deterioration
- epileptic F06.8
- general physical R53.81
- heart, cardiac — *see* Degeneration, myocardial
- mental — *see* Psychosis
- myocardial, myocardium — *see* Degeneration, myocardial
- senile (simple) R54

Deuteranomaly (anomalous trichromat) H53.53

Deuteranopia (complete) (incomplete) H53.53

Development
- abnormal, bone Q79.9
- arrested R62.50
  - bone — *see* Arrest, development or growth, bone
  - child R62.50
  - due to malnutrition E45
- defective, congenital (*see also* Anomaly, by site)
  - cauda equina Q06.3
  - left ventricle Q24.8
    - in hypoplastic left heart syndrome Q23.4
  - valve Q24.8
    - pulmonary Q22.3
- delayed (*see also* Delay, development) R62.50
  - arithmetical skills F81.2
  - language (skills) (expressive) F80.1
  - learning skill F81.9
  - mixed skills F88
  - motor coordination F82

- reading F81.0
- specified learning skill NEC F81.89
- speech F80.9
- spelling F81.81
- written expression F81.81

- imperfect, congenital (*see also* Anomaly, by site)
  - heart Q24.9
  - lungs Q33.6
- incomplete
  - bronchial tree Q32.4
  - organ or site not listed — *see* Hypoplasia, by site
  - respiratory system Q34.9
- sexual, precocious NEC E30.1
- tardy, mental (*see also* Disability, intellectual) F79

- Developmental — *see* condition
  - testing, infant or child — *see* Examination, child
- Devergie's disease (pityriasis rubra pilaris) L44.0
- Deviation (in)
  - conjugate palsy (eye) (spastic) H51.0
  - esophagus (acquired) K22.89
  - eye, skew H51.8
  - midline (jaw) (teeth) (dental arch) M26.29
    - specified site NEC — *see* Malposition
  - nasal septum J34.2
    - congenital Q67.4
  - opening and closing of the mandible M26.53
  - organ or site, congenital NEC — *see* Malposition, congenital
  - septum (nasal) (acquired) J34.2
    - congenital Q67.4
  - sexual F65.9
    - bestiality F65.89
    - erotomania F52.8
    - exhibitionism F65.2
    - fetishism, fetishistic F65.0
      - transvestism F65.1

- frotteurism F65.81
- masochism F65.51
- multiple F65.89
- necrophilia F65.89
- nymphomania F52.8
- pederosis F65.4
- pedophilia F65.4
- sadism, sadomasochism F65.52
- satyriasis F52.8
- specified type NEC F65.89
- transvestism F64.1
- voyeurism F65.3

- teeth, midline M26.29
- trachea J39.8
- ureter, congenital Q62.61

Device
- cerebral ventricle (communicating) in situ Z98.2
- contraceptive — *see* Contraceptive, device
- drainage, cerebrospinal fluid, in situ Z98.2

Devic's disease G36.0

Devil's
- grip B33.0
- pinches (purpura simplex) D69.2

Devitalized tooth K04.99

Devonshire colic — *see* Poisoning, lead

Dextraposition, aorta Q20.3
- in tetralogy of Fallot Q21.3

Dextrinosis, limit (debrancher enzyme deficiency) E74.03

Dextrocardia (true) Q24.0
- with
  - complete transposition of viscera Q89.3
  - situs inversus Q89.3

- Dextrotransposition, aorta Q20.3
- d-glycericacidemia E72.59
- Dhat syndrome F48.8
- Dhobi itch B35.6
- Di George's syndrome D82.1
- Di Guglielmo's disease C94.0
- Diabetes, diabetic (mellitus) (sugar) E11.9
  - with
    - amyotrophy E11.44
    - arthropathy NEC E11.618
    - autonomic (poly)neuropathy E11.43
    - cataract E11.36
    - Charcot's joints E11.610
    - chronic kidney disease E11.22
    - circulatory complication NEC E11.59
    - coma due to
      - hyperosmolarity E11.01
      - hypoglycemia E11.641
      - ketoacidosis E11.11
    - complication E11.8
      - specified NEC E11.69
    - dermatitis E11.620
    - foot ulcer E11.621
    - gangrene E11.52
    - gastroparalysis E11.43
    - gastroparesis E11.43
    - glomerulonephrosis, intracapillary E11.21
    - glomerulosclerosis, intercapillary E11.21
    - hyperglycemia E11.65
    - hyperosmolarity E11.00
      - with coma E11.01
    - hypoglycemia E11.649
      - with coma E11.641
    - ketoacidosis E11.10
      - with coma E11.11

- kidney complications NEC E11.29
- Kimmelstiel-Wilson disease E11.21
- loss of protective sensation (LOPS) — *see* Diabetes, by type, with neuropathy
- mononeuropathy E11.41
- myasthenia E11.44
- necrobiosis lipoidica E11.620
- nephropathy E11.21
- neuralgia E11.42
- neurologic complication NEC E11.49
- neuropathic arthropathy E11.610
- neuropathy E11.40
- ophthalmic complication NEC E11.39
- oral complication NEC E11.638
- osteomyelitis E11.69
- periodontal disease E11.630
- peripheral angiopathy E11.51
  - with gangrene E11.52
- polyneuropathy E11.42
- renal complication NEC E11.29
- renal tubular degeneration E11.29
- retinopathy E11.319
  - with macular edema E11.311
    - resolved following treatment E11.37 ☑
  - nonproliferative E11.329 ☑
    - with macular edema E11.321 ☑
    - mild E11.329 ☑
      - with macular edema E11.321 ☑
    - moderate E11.339 ☑
      - with macular edema E11.331 ☑
    - severe E11.349 ☑
      - with macular edema E11.341 ☑
  - proliferative E11.359 ☑
    - with

- combined traction retinal detachment and rhegmatogenous retinal detachment E11.354
- macular edema E11.351
- stable proliferative diabetic retinopathy E11.355
- traction retinal detachment involving the macula E11.352
- traction retinal detachment not involving the macula E11.353

skin complication NEC E11.628
skin ulcer NEC E11.622
brittle — *see* Diabetes, type 1
bronzed E83.110
complicating pregnancy — *see* Pregnancy, complicated by, diabetes
dietary counseling and surveillance Z71.3
due to
autoimmune process — *see* Diabetes, type 1
immune mediated pancreatic islet beta-cell destruction — *see* Diabetes, type 1
pancreatectomy — *see* Diabetes, specified type NEC
due to drug or chemical E09.9
with
amyotrophy E09.44
arthropathy NEC E09.618
autonomic (poly)neuropathy E09.43
cataract E09.36
Charcot's joints E09.610
chronic kidney disease E09.22
circulatory complication NEC E09.59
complication E09.8
specified NEC E09.69
dermatitis E09.620
foot ulcer E09.621
gangrene E09.52
gastroparalysis E09.43
gastroparesis E09.43
glomerulonephrosis, intracapillary E09.21
glomerulosclerosis, intercapillary E09.21
hyperglycemia E09.65
hyperosmolarity E09.00
with coma E09.01

- hypoglycemia E09.649
  - with coma E09.641
- ketoacidosis E09.10
  - with coma E09.11
- kidney complications NEC E09.29
- Kimmelstiel-Wilson disease E09.21
- mononeuropathy E09.41
- myasthenia E09.44
- necrobiosis lipoidica E09.620
- nephropathy E09.21
- neuralgia E09.42
- neurologic complication NEC E09.49
- neuropathic arthropathy E09.610
- neuropathy E09.40
- ophthalmic complication NEC E09.39
- oral complication NEC E09.638
- periodontal disease E09.630
- peripheral angiopathy E09.51
  - with gangrene E09.52
- polyneuropathy E09.42
- renal complication NEC E09.29
- renal tubular degeneration E09.29
- retinal, hemorrhage E09.39
- retinopathy E09.319
  - with macular edema E09.311
  - resolved following treatment E09.37 ☑
  - nonproliferative E09.329 ☑
    - with macular edema E09.321 ☑
    - mild E09.329 ☑
      - with macular edema E09.321 ☑
    - moderate E09.339 ☑
      - with macular edema E09.331 ☑
    - severe E09.349 ☑
      - with macular edema E09.341 ☑
  - proliferative E09.359 ☑
    - with

- combined traction retinal detachment and rhegmatogenous retinal detachment E09.354
- macular edema E09.351
- stable proliferative diabetic retinopathy E09.355
- traction retinal detachment involving the macula E09.352
- traction retinal detachment not involving the macula E09.353

- skin complication NEC E09.628
- skin ulcer NEC E09.622

due to underlying condition E08.9

with

- amyotrophy E08.44
- arthropathy NEC E08.618
- autonomic (poly)neuropathy E08.43
- cataract E08.36
- Charcot's joints E08.610
- chronic kidney disease E08.22
- circulatory complication NEC E08.59
- complication E08.8
  - specified NEC E08.69
- dermatitis E08.620
- foot ulcer E08.621
- gangrene E08.52
- gastroparalysis E08.43
- gastroparesis E08.43
- glomerulonephrosis, intracapillary E08.21
- glomerulosclerosis, intercapillary E08.21
- hyperglycemia E08.65
- hyperosmolarity E08.00
  - with coma E08.01
- hypoglycemia E08.649
  - with coma E08.641
- ketoacidosis E08.10
  - with coma E08.11
- kidney complications NEC E08.29
- Kimmelstiel-Wilson disease E08.21
- mononeuropathy E08.41
- myasthenia E08.44
- necrobiosis lipoidica E08.620

- nephropathy E08.21
- neuralgia E08.42
- neurologic complication NEC E08.49
- neuropathic arthropathy E08.610
- neuropathy E08.40
- ophthalmic complication NEC E08.39
- oral complication NEC E08.638
- periodontal disease E08.630
- peripheral angiopathy E08.51
  - with gangrene E08.52
- polyneuropathy E08.42
- renal complication NEC E08.29
- renal tubular degeneration E08.29
- retinal, hemorrhage E08.39
- retinopathy E08.319
  - with macular edema E08.311
  - resolved following treatment E08.37 ☑
  - nonproliferative E08.329 ☑
    - with macular edema E08.321 ☑
    - mild E08.329 ☑
      - with macular edema E08.321 ☑
    - moderate E08.339 ☑
      - with macular edema E08.331 ☑
    - severe E08.349 ☑
      - with macular edema E08.341 ☑
  - proliferative E08.359 ☑
    - with
      - combined traction retinal detachment and rhegmatogenous retinal detachment E08.354 ☑
      - macular edema E08.351 ☑
      - stable proliferative diabetic retinopathy E08.355 ☑
      - traction retinal detachment involving the macula E08.352 ☑
      - traction retinal detachment not involving the macula E08.353 ☑
- skin complication NEC E08.628
- skin ulcer NEC E08.622

gestational (in pregnancy) O24.419

- affecting newborn P70.0
- diet controlled O24.410
- in childbirth O24.429
  - diet controlled O24.420
  - insulin (and diet) controlled O24.424
  - oral drug controlled (antidiabetic) (hypoglycemic) O24.425
- insulin (and diet) controlled O24.414
- oral drug controlled (antidiabetic) (hypoglycemic) O24.415
- puerperal O24.439
  - diet controlled O24.430
  - insulin (and diet) controlled O24.434
  - oral drug controlled (antidiabetic) (hypoglycemic) O24.435

- hepatogenous E13.9
- idiopathic — *see* Diabetes, type 1
- inadequately controlled — *see* Diabetes, by type, with hyperglycemia
- insipidus E23.2
  - nephrogenic N25.1
  - pituitary E23.2
  - vasopressin resistant N25.1
- insulin dependent - code to type of diabetes
- juvenile-onset — *see* Diabetes, type 1
- ketosis-prone — *see* Diabetes, type 1
- latent R73.03
- neonatal (transient) P70.2
- non-insulin dependent - code to type of diabetes
- out of control — *see* Diabetes, by type, with hyperglycemia
- phosphate E83.39
- poorly controlled — *see* Diabetes, by type, with hyperglycemia
- postpancreatectomy — *see* Diabetes, specified type NEC
- postprocedural — *see* Diabetes, specified type NEC
- retina, hemorrhage E13.39
- secondary diabetes mellitus NEC — *see* Diabetes, specified type NEC
- specified type NEC E13.9
  - with
    - amyotrophy E13.44
    - arthropathy NEC E13.618
    - autonomic (poly)neuropathy E13.43
    - cataract E13.36
    - Charcot's joints E13.610
    - chronic kidney disease E13.22
    - circulatory complication NEC E13.59
    - complication E13.8

- specified NEC E13.69
- dermatitis E13.620
- foot ulcer E13.621
- gangrene E13.52
- gastroparalysis E13.43
- gastroparesis E13.43
- glomerulonephrosis, intracapillary E13.21
- glomerulosclerosis, intercapillary E13.21
- hyperglycemia E13.65
- hyperosmolarity E13.00
  - with coma E13.01
- hypoglycemia E13.649
  - with coma E13.641
- ketoacidosis E13.10
  - with coma E13.11
- kidney complications NEC E13.29
- Kimmelstiel-Wilson disease E13.21
- mononeuropathy E13.41
- myasthenia E13.44
- necrobiosis lipoidica E13.620
- nephropathy E13.21
- neuralgia E13.42
- neurologic complication NEC E13.49
- neuropathic arthropathy E13.610
- neuropathy E13.40
- ophthalmic complication NEC E13.39
- oral complication NEC E13.638
- periodontal disease E13.630
- peripheral angiopathy E13.51
  - with gangrene E13.52
- polyneuropathy E13.42
- renal complication NEC E13.29
- renal tubular degeneration E13.29
- retinal, hemorrhage E13.39
- retinopathy E13.319
  - with macular edema E13.311
  - resolved following treatment E13.37 ☑
  - nonproliferative E13.329 ☑

- with macular edema E13.321
- mild E13.329
  - with macular edema E13.321
- moderate E13.339
  - with macular edema E13.331
- severe E13.349
  - with macular edema E13.341
- proliferative E13.359
  - with
    - combined traction retinal detachment and rhegmatogenous retinal detachment E13.354
    - macular edema E13.351
    - stable proliferative diabetic retinopathy E13.355
    - traction retinal detachment involving the macula E13.352
    - traction retinal detachment not involving the macula E13.353
- skin complication NEC E13.628
- skin ulcer NEC E13.622

steroid-induced — *see* Diabetes, due to, drug or chemical

type 1 E10.9
- with
  - amyotrophy E10.44
  - arthropathy NEC E10.618
  - autonomic (poly)neuropathy E10.43
  - cataract E10.36
  - Charcot's joints E10.610
  - chronic kidney disease E10.22
  - circulatory complication NEC E10.59
  - coma due to
    - hypoglycemia E10.641
    - ketoacidosis E10.11
  - complication E10.8
    - specified NEC E10.69
  - dermatitis E10.620
  - foot ulcer E10.621
  - gangrene E10.52
  - gastroparalysis E10.43
  - gastroparesis E10.43
  - glomerulonephrosis, intracapillary E10.21
  - glomerulosclerosis, intercapillary E10.21

- hyperglycemia E10.65
- hypoglycemia E10.649
  - with coma E10.641
- ketoacidosis E10.10
  - with coma E10.11
- kidney complications NEC E10.29
- Kimmelstiel-Wilson disease E10.21
- mononeuropathy E10.41
- myasthenia E10.44
- necrobiosis lipoidica E10.620
- nephropathy E10.21
- neuralgia E10.42
- neurologic complication NEC E10.49
- neuropathic arthropathy E10.610
- neuropathy E10.40
- ophthalmic complication NEC E10.39
- oral complication NEC E10.638
- osteomyelitis E10.69
- periodontal disease E10.630
- peripheral angiopathy E10.51
  - with gangrene E10.52
- polyneuropathy E10.42
- renal complication NEC E10.29
- renal tubular degeneration E10.29
- retinal, hemorrhage E10.39
- retinopathy E10.319
  - with macular edema E10.311
  - resolved following treatment E10.37 ☑
  - nonproliferative E10.329 ☑
    - with macular edema E10.321 ☑
    - mild E10.329 ☑
      - with macular edema E10.321 ☑
    - moderate E10.339 ☑
      - with macular edema E10.331 ☑
    - severe E10.349 ☑
      - with macular edema E10.341 ☑

- proliferative E10.359 ☑
  - with
    - combined traction retinal detachment and rhegmatogenous retinal detachment E10.354 ☑
    - macular edema E10.351 ☑
    - stable proliferative diabetic retinopathy E10.355 ☑
    - traction retinal detachment involving the macula E10.352 ☑
    - traction retinal detachment not involving the macula E10.353 ☑
- skin complication NEC E10.628
- skin ulcer NEC E10.622

early-stage E10.A ☑
presymptomatic E10.A0
- Stage 1 E10.A1
- Stage 2 E10.A2

type 2 E11.9
- with
  - amyotrophy E11.44
  - arthropathy NEC E11.618
  - autonomic (poly)neuropathy E11.43
  - cataract E11.36
  - Charcot's joints E11.610
  - chronic kidney disease E11.22
  - circulatory complication NEC E11.59
  - coma due to
    - hyperosmolarity E11.01
    - hypoglycemia E11.641
    - ketoacidosis E11.1 ☑
  - complication E11.8
    - specified NEC E11.69
  - dermatitis E11.620
  - foot ulcer E11.621
  - gangrene E11.52
  - gastroparalysis E11.43
  - gastroparesis E11.43
  - glomerulonephrosis, intracapillary E11.21
  - glomerulosclerosis, intercapillary E11.21
  - hyperglycemia E11.65
  - hyperosmolarity E11.00
    - with coma E11.01

- hypoglycemia E11.649
  - with coma E11.641
- ketoacidosis E11.10
  - with coma E11.11
- kidney complications NEC E11.29
- Kimmelstiel-Wilson disease E11.21
- mononeuropathy E11.41
- myasthenia E11.44
- necrobiosis lipoidica E11.620
- nephropathy E11.21
- neuralgia E11.42
- neurologic complication NEC E11.49
- neuropathic arthropathy E11.610
- neuropathy E11.40
- ophthalmic complication NEC E11.39
- oral complication NEC E11.638
- osteomyelitis E11.69
- periodontal disease E11.630
- peripheral angiopathy E11.51
  - with gangrene E11.52
- polyneuropathy E11.42
- renal complication NEC E11.29
- renal tubular degeneration E11.29
- retinal, hemorrhage E11.39
- retinopathy E11.319
  - with macular edema E11.311
  - resolved following treatment E11.37 ☑
  - nonproliferative E11.329 ☑
    - with macular edema E11.321 ☑
    - mild E11.329 ☑
      - with macular edema E11.321 ☑
    - moderate E11.339 ☑
      - with macular edema E11.331 ☑
    - severe E11.349 ☑
      - with macular edema E11.341 ☑
  - proliferative E11.359 ☑
    - with

- combined traction retinal detachment and rhegmatogenous retinal detachment E11.354
- macular edema E11.351
- stable proliferative diabetic retinopathy E11.355
- traction retinal detachment involving the macula E11.352
- traction retinal detachment not involving the macula E11.353
- skin complication NEC E11.628
- skin ulcer NEC E11.622
- without complications in remission E11.A
- uncontrolled
  - meaning
    - hyperglycemia — *see* Diabetes, by type, with, hyperglycemia
    - hypoglycemia — *see* Diabetes, by type, with, hypoglycemia
  - without complications in remission E11.A

Diacyclothrombopathia D69.1
Diagnosis deferred R69
Dialysis (intermittent) (treatment)
- noncompliance (with) Z91.158
  - due to financial hardship Z91.151
- renal (hemodialysis) (peritoneal), status Z99.2
- retina, retinal — *see* Detachment, retina, with retinal, dialysis

Diamond-Blackfan anemia (congenital hypoplastic) D61.01
Diamond-Gardener syndrome (autoerythrocyte sensitization) D69.2
Diaper rash L22
Diaphoresis (excessive) R61
Diaphragm — *see* condition
Diaphragmalgia R07.1
Diaphragmatitis, diaphragmitis J98.6
Diaphysial aclasis Q78.6
Diaphysitis — *see* Osteomyelitis, specified type NEC
Diarrhea, diarrheal (disease) (infantile) (inflammatory) R19.7
- achlorhydric K31.83
- allergic K52.29
  - due to
    - colitis — *see* Colitis, allergic
    - enteritis — *see* Enteritis, allergic
- amebic (*see also* Amebiasis) A06.0

- with abscess — *see* Abscess, amebic
  - acute A06.0
  - chronic A06.1
  - nondysenteric A06.2
- bacillary — *see* Dysentery, bacillary
- balantidial A07.0
- cachectic NEC K52.89
- Chilomastix A07.8
- choleriformis A00.1
- chronic (noninfectious) K52.9
- coccidial A07.3
- Cochin-China K90.1
  - strongyloidiasis B78.0
- Dientamoeba A07.8
- dietetic (*see also* Diarrhea, allergic) K52.29
- drug-induced K52.1
- due to
  - bacteria A04.9
    - specified NEC A04.8
  - Campylobacter A04.5
  - Capillaria philippinensis B81.1
  - Clostridium difficile
    - not specified as recurrent A04.72
    - recurrent A04.71
  - Clostridium perfringens (C) (F) A04.8
  - Cryptosporidium A07.2
  - drugs K52.1
  - Escherichia coli A04.4
    - enteroaggregative A04.4
    - enterohemorrhagic A04.3
    - enteroinvasive A04.2
    - enteropathogenic A04.0
    - enterotoxigenic A04.1
    - specified NEC A04.4

- food hypersensitivity (*see also* Diarrhea, allergic) K52.29
- Necator americanus B76.1
- S. japonicum B65.2
- specified organism NEC A08.8
  - bacterial A04.8
  - viral A08.39
- Staphylococcus A04.8
- Trichuris trichiuria B79
- virus — *see* Enteritis, viral
- Yersinia enterocolitica A04.6

dysenteric A09
endemic A09
epidemic A09
flagellate A07.9
Flexner's (ulcerative) A03.1
functional K59.1
- following gastrointestinal surgery K91.89
- psychogenic F45.8

Giardia lamblia A07.1
giardial A07.1
hill K90.1
infectious A09
malarial — *see* Malaria
mite B88.09
mycotic NEC B49
neonatal (noninfectious) P78.3
nervous F45.8
neurogenic K59.1
noninfectious K52.9
postgastrectomy K91.1
postvagotomy K91.1
protozoal A07.9
- specified NEC A07.8

psychogenic F45.8
specified
- bacterium NEC A04.8
- virus NEC A08.39

- strongyloidiasis B78.0
- toxic K52.1
- trichomonal A07.8
- tropical K90.1
- tuberculous A18.32
- viral — *see* Enteritis, viral

Diastasis
- cranial bones M84.88
  - congenital NEC Q75.8
- joint (traumatic) — *see* Dislocation
- muscle M62.00
  - ankle M62.07 ☑
  - congenital Q79.8
  - foot M62.07 ☑
  - forearm M62.03 ☑
  - hand M62.04 ☑
  - lower leg M62.06 ☑
  - pelvic region M62.05 ☑
  - shoulder region M62.01 ☑
  - specified site NEC M62.08
  - thigh M62.05 ☑
  - upper arm M62.02 ☑
- recti (abdomen)
  - complicating delivery O71.89
  - congenital Q79.59

Diastema, tooth, teeth, fully erupted M26.32

Diastematomyelia Q06.2

Diataxia, cerebral G80.4

Diathesis
- allergic — *see* History, allergy
- bleeding (familial) D69.9
- cystine (familial) E72.00
- gouty — *see* Gout
- hemorrhagic (familial) D69.9
  - newborn NEC P53

- spasmophilic R29.0
- Diaz's disease or osteochondrosis (juvenile) (talus) — *see* Osteochondrosis, juvenile, tarsus
- Dibothriocephalus, dibothriocephaliasis (latus) (infection) (infestation) B70.0
  - larval B70.1
- Dicephalus, dicephaly Q89.4
- Dichotomy, teeth K00.2
- Dichromat, dichromatopsia (congenital) — *see* Deficiency, color vision
- Dichuchwa A65
- Dicroceliasis B66.2
- Didelphia, didelphys — *see* Double uterus
- Didymytis N45.1
  - with orchitis N45.3
- Dietary
  - inadequacy or deficiency E63.9
  - surveillance and counseling Z71.3
- Dietl's crisis N13.8
- Dieulafoy lesion (hemorrhagic)
  - duodenum K31.82
  - esophagus K22.89
  - intestine (colon) K63.81
  - stomach K31.82
- Difficult, difficulty (in)
  - acculturation Z60.3
  - feeding R63.30
    - elderly R63.39
    - infant NOS R63.39
    - newborn P92.9
      - breast P92.5
      - specified NEC P92.8
    - nonorganic (infant or child) F98.29
    - specified NEC R63.39
  - intubation, in anesthesia T88.4
  - mechanical, gastroduodenal stoma K91.89
    - causing obstruction (*see also* Obstruction, intestine, postoperative) K91.30
  - micturition

- need to immediately re-void R39.191
- position dependent R39.192
- specified NEC R39.198

- reading (developmental) F81.0
  - secondary to emotional disorders F93.9
- spelling (specific) F81.81
  - with reading disorder F81.89
  - due to inadequate teaching Z55.8
- swallowing — *see* Dysphagia
- understanding
  - health related information Z55.6
  - medication instructions Z55.6
- walking R26.2
- work
  - conditions NEC Z56.5
  - schedule Z56.3

Diffuse — *see* condition
DiGeorge's syndrome (thymic hypoplasia) D82.1
Digestive — *see* condition
Dihydropyrimidine dehydrogenase disease (DPD) E88.89
Diktyoma — *see* Neoplasm, malignant, by site
Dilaceration, tooth K00.4
Dilatation
- anus K59.89
  - venule — *see* Hemorrhoids
- aorta (focal) (general) — *see* Ectasia, aorta
  - with aneurysm — *see* Aneurysm, aorta
  - congenital Q25.44
- artery — *see* Aneurysm
- bladder (sphincter) N32.89
  - congenital Q64.79
- blood vessel I99.8
- bronchial J47.9
  - with
    - exacerbation (acute) J47.1
    - lower respiratory infection J47.0

- calyx N28.89
  - due to obstruction — *see* Hydronephrosis
- capillaries I78.8
- cardiac (acute) (chronic) (*see also* Hypertrophy, cardiac)
  - congenital Q24.8
    - valve NEC Q24.8
      - pulmonary Q22.3
  - valve — *see* Endocarditis
- cavum septi pellucidi Q06.8
- cervix (uteri) (*see also* Incompetency, cervix)
  - incomplete, poor, slow complicating delivery O62.0
- colon K59.39
  - congenital Q43.1
  - psychogenic F45.8
  - toxic K59.31
- common duct (acquired) K83.8
  - congenital Q44.5
- cystic duct (acquired) K82.8
  - congenital Q44.5
- duct, mammary — *see* Ectasia, mammary duct
- duodenum K59.89
- esophagus K22.89
  - congenital Q39.5
  - due to achalasia K22.0
- eustachian tube, congenital Q17.8
- gallbladder K82.8
- gastric — *see* Dilatation, stomach
- heart (acute) (chronic) (*see also* Hypertrophy, cardiac)
  - congenital Q24.8
  - valve — *see* Endocarditis
- ileum K59.89
  - psychogenic F45.8
- jejunum K59.89
  - psychogenic F45.8
- kidney (calyx) (collecting structures) (cystic) (parenchyma) (pelvis) (idiopathic) N28.89

- due to obstruction — *see* Hydronephrosis
- lacrimal passages or duct — *see* Disorder, lacrimal system, changes
- lymphatic vessel I89.0
- mammary duct — *see* Ectasia, mammary duct
- Meckel's diverticulum (congenital) Q43.0
  - malignant — *see* Table of Neoplasms, small intestine, malignant
- myocardium (acute) (chronic) — *see* Hypertrophy, cardiac
- organ or site, congenital NEC — *see* Distortion
- pancreatic duct K86.89
- pericardium — *see* Pericarditis
- pharynx J39.2
- prostate N42.89
- pulmonary
  - artery (idiopathic) I28.8
  - valve, congenital Q22.3
- pupil H57.04
- rectum K59.39
- saccule, congenital Q16.5
- salivary gland (duct) K11.8
- sphincter ani K62.89
- stomach K31.89
  - acute K31.0
  - psychogenic F45.8
- submaxillary duct K11.8
- trachea, congenital Q32.1
- ureter (idiopathic) N28.82
  - congenital Q62.2
  - due to obstruction N13.4
- urethra (acquired) N36.8
- vasomotor I73.9
- vein I86.8
- ventricular, ventricle (acute) (chronic) (*see also* Hypertrophy, cardiac)
  - cerebral, congenital Q04.8
- venule NEC I86.8
- vesical orifice N32.89

- Dilated, dilation — *see* Dilatation
- Diminished, diminution
  - hearing (acuity) — *see* Deafness
  - sense or sensation (cold) (heat) (tactile) (vibratory) R20.8
  - vision NEC H54.7
  - vital capacity R94.2
- Diminuta taenia B71.0
- Dimitri-Sturge-Weber disease Q85.89
- Dimple
  - congenital sacral Q82.6
  - parasacral Q82.6
  - pilonidal or postanal — *see* Cyst, pilonidal
- Dioctophyme renalis (infection) (infestation) B83.8
- Dipetalonemiasis B74.4
- Diphallus Q55.69
- Diphtheria, diphtheritic (gangrenous) (hemorrhagic) A36.9
  - carrier (suspected) Z22.2
  - cutaneous A36.3
  - faucial A36.0
  - infection of wound A36.3
  - laryngeal A36.2
  - myocarditis A36.81
  - nasal, anterior A36.89
  - nasopharyngeal A36.1
  - neurological complication A36.89
  - pharyngeal A36.0
  - specified site NEC A36.89
  - tonsillar A36.0
- Diphyllobothriasis (intestine) B70.0
  - larval B70.1
- Diplacusis H93.22 ☑
- Diplegia (upper limbs) G83.0
  - congenital (cerebral) G80.8
  - facial G51.0
  - lower limbs G82.20
  - spastic G80.1

- Diplococcus, diplococcal — *see* condition
- Diplopia H53.2
- Dipsomania F10.20
  - with
    - psychosis — *see* Psychosis, alcoholic
    - remission F10.21
- Dipylidiasis B71.1
- DIRA (deficiency of interleukin 1 receptor antagonist) M04.8
- Direction, teeth, abnormal, fully erupted M26.30
- Dirofilariasis B74.8
- Dirt-eating child F98.3
- Disability, disabilities
  - heart — *see* Disease, heart
  - intellectual F79
    - with
      - autistic features F84.9
      - pathogenic CHAMP1 (genetic) (variant) F78.A9
      - pathogenic HNRNPH2 (genetic) (variant) F78.A9
      - pathogenic SATB2 (genetic) (variant) F78.A9
      - pathogenic SETBP1 (genetic) (variant) F78.A9
      - pathogenic STXBP1 (genetic) (variant) F78.A9
      - pathogenic SYNGAP1 (genetic) (variant) F78.A1
    - autosomal dominant F78.A9
    - autosomal recessive F78.A9
    - genetic related F78.A9
      - with
        - pathogenic CHAMP1 (variant) F78.A9
        - pathogenic HNRNPH2 (variant) F78.A9
        - pathogenic SATB2 (variant) F78.A9
        - pathogenic SETBP1 (variant) F78.A9
        - pathogenic STXBP1 (variant) F78.A9
        - pathogenic SYNGAP1 (variant) F78.A1
      - specified NEC F78.A9
      - SYNGAP1-related F78.A1
    - in

- autosomal dominant mental retardation F78.A9
- autosomal recessive mental retardation F78.A9
- SATB2-associated syndrome F78.A9
- SETBP1 disorder F78.A9
- STXBP1 encephalopathy with epilepsy (*see also* Encephalopathy; and *see also* Epilepsy) F78.A9
- X-linked mental retardation (syndromic) (Bain type) F78.A9
- mild (I.Q.50-69) F70
- moderate (I.Q.35-49) F71
- profound (I.Q. under 20) F73
- severe (I.Q.20-34) F72
- specified level NEC F78.A9
- SYNGAP1-related F78.A1
- X-linked (syndromic) (Bain type) F78.A9
- knowledge acquisition F81.9
- learning F81.9
- limiting activities Z73.6
- spelling, specific F81.81

Disappearance of family member Z63.4

Disarticulation — *see* Amputation
- meaning traumatic amputation — *see* Amputation, traumatic

Discharge (from)
- abnormal finding in — *see* Abnormal, specimen
- breast (female) (male) N64.52
- diencephalic autonomic idiopathic — *see* Epilepsy, specified NEC
- ear (*see also* Otorrhea)
  - blood — *see* Otorrhagia
- excessive urine R35.89
- nipple N64.52
- penile R36.9
- postnasal R09.82
- prison, anxiety concerning Z65.2
- urethral R36.9
  - without blood R36.0
  - hematospermia R36.1
- vaginal N89.8

Discitis, diskitis M46.40

- cervical region M46.42
- cervicothoracic region M46.43
- lumbar region M46.46
- lumbosacral region M46.47
- multiple sites M46.49
- occipito-atlanto-axial region M46.41
- pyogenic — *see* Infection, intervertebral disc, pyogenic
- sacrococcygeal region M46.48
- thoracic region M46.44
- thoracolumbar region M46.45

Discoid
- meniscus (congenital) Q68.6
- semilunar cartilage (congenital) — *see* Derangement, knee, meniscus, specified NEC

Discoloration
- nails L60.8
- teeth (posteruptive) K03.7
  - during formation K00.8

Discomfort
- chest R07.89
- visual H53.14 ☑

Discontinuity, ossicles, ear H74.2 ☑

Discord (with)
- boss Z56.4
- classmates Z55.4
- counselor Z64.4
- employer Z56.4
- family Z63.8
- fellow employees Z56.4
- in-laws Z63.1
- landlord Z59.2
- lodgers Z59.2
- neighbors Z59.2
- probation officer Z64.4
- social worker Z64.4
- teachers Z55.4
- workmates Z56.4

Discordant connection

- atrioventricular (congenital) Q20.5
- ventriculoarterial Q20.3

Discrepancy
- centric occlusion maximum intercuspation M26.55
- leg length (acquired) — *see* Deformity, limb, unequal length
  - congenital — *see* Defect, reduction, lower limb
- uterine size date O26.84 ☑

Discrimination
- ethnic Z60.5
- political Z60.5
- racial Z60.5
- religious Z60.5
- sex Z60.5

Disease, diseased (*see also* Syndrome)
- absorbent system I87.8
- acid-peptic K30
- Acosta's T70.29 ☑
- Adams-Stokes (-Morgagni) (syncope with heart block) I45.9
- Addison's anemia (pernicious) D51.0
- adenoids (and tonsils) J35.9
- adrenal (capsule) (cortex) (gland) (medullary) E27.9
  - hyperfunction E27.0
  - specified NEC E27.8
- ainhum L94.6
- airway
  - obstructive, chronic J44.9
    - due to
      - cotton dust J66.0
      - specific organic dusts NEC J66.8
  - reactive — *see* Asthma
- akamushi (scrub typhus) A75.3
- Albers-Schönberg (marble bones) Q78.2
- Albert's — *see* Tendinitis, Achilles
- Alexander G31.86
- alimentary canal K63.9
- alligator-skin Q80.9

- acquired L85.0
- alpha heavy chain C88.3 ☑
- alpine T70.29 ☑
- altitude T70.20 ☑
- alveolar ridge
  - edentulous K06.9
    - specified NEC K06.8
- alveoli, teeth K08.9
- Alzheimer's (*see also* Dementia, in, diseases specified elsewhere) G30.9 *[F02.80]*
  - with behavioral disturbance (*see also* Dementia, in, diseases specified elsewhere) G30.9 *[F02.81* ☑ *]*
  - early onset (*see also* Dementia, in, diseases specified elsewhere) G30.0 *[F02.80]*
    - with behavioral disturbance (*see also* Dementia, in, diseases specified elsewhere) G30.0 *[F02.81* ☑ *]*
  - late onset (*see also* Dementia, in, diseases specified elsewhere) G30.1 *[F02.80]*
    - with behavioral disturbance (*see also* Dementia, in, diseases specified elsewhere) G30.1 *[F02.81* ☑ *]*
  - specified NEC (*see also* Dementia, in, diseases specified elsewhere) G30.8 *[F02.80]*
    - with behavioral disturbance (*see also* Dementia, in, diseases specified elsewhere) G30.8 *[F02.81* ☑ *]*
- amyloid — *see* Amyloidosis
- Andersen's (glycogenosis IV) E74.09
- Andes T70.29 ☑
- Andrews' (bacterid) L08.89
- angiospastic I73.9
  - cerebral G45.9
  - vein I87.8
- anterior
  - chamber H21.9
  - horn cell G12.29
- antiglomerular basement membrane (anti- GBM) antibody M31.0
  - tubulo-interstitial nephritis N12
- Antopol E74.05
- antral — *see* Sinusitis, maxillary
- anus K62.9
  - specified NEC K62.89
- aorta (nonsyphilitic) I77.9
  - syphilitic NEC A52.02
- aortic (heart) (valve) I35.9
  - rheumatic I06.9

- Apollo B30.3
- aponeuroses — *see* Enthesopathy
- appendix K38.9
  - specified NEC K38.8
- aqueous (chamber) H21.9
- Arnold-Chiari — *see* Arnold-Chiari disease
- arterial (*see also* Disease, artery) I77.9
  - occlusive (*see also* Occlusion, by site)
    - due to stricture or stenosis I77.1
  - peripheral I73.9
- arteriocardiorenal — *see* Hypertension, cardiorenal
- arteriolar (generalized) (obliterative) I77.9
- arteriorenal — *see* Hypertension, kidney
- arteriosclerotic (*see also* Arteriosclerosis)
  - cardiovascular — *see* Disease, heart, ischemic, atherosclerotic
  - coronary (artery) — *see* Disease, heart, ischemic, atherosclerotic
  - heart — *see* Disease, heart, ischemic, atherosclerotic
- artery (*see also* Disease, arterial) I77.9
  - cerebral I67.9
  - coronary I25.10
    - with angina pectoris — *see* Arteriosclerosis, coronary (artery)
  - peripheral I73.9
- arthropod-borne NOS (viral) A94
  - specified type NEC A93.8
- atticoantral, chronic H66.20
  - left H66.22
    - with right H66.23
  - right H66.21
    - with left H66.23
- auditory canal — *see* Disorder, ear, external
- auricle, ear NEC — *see* Disorder, pinna
- Australian X A83.4
- autoimmune (systemic) NOS M35.9
  - hemolytic D59.10
    - cold type (primary) (secondary) (symptomatic) D59.12
    - mixed type (primary) (secondary) (symptomatic) D59.13
    - warm type (primary) (secondary) (symptomatic) D59.11
    - drug-induced D59.0

- thyroid E06.3
- autoinflammatory M04.9
  - NOD2-associated M04.8
  - specified type NEC M04.8
- aviator's — *see* Effect, adverse, high altitude
- Ayerza's (pulmonary artery sclerosis with pulmonary hypertension) I27.0
- Babington's (familial hemorrhagic telangiectasia) I78.0
- bacterial A49.9
  - specified NEC A48.8
  - zoonotic A28.9
    - specified type NEC A28.8
- Baelz's (cheilitis glandularis apostematosa) K13.0
- bagasse J67.1
- balloon — *see* Effect, adverse, high altitude
- Bang's (brucella abortus) A23.1
- Bannister's T78.3 ☑
- barometer makers' — *see* Poisoning, mercury
- Barraquer (-Simons') (progressive lipodystrophy) E88.11
- Barrett's — *see* Barrett's, esophagus
- Bartholin's gland N75.9
- basal ganglia G25.9
  - degenerative G23.9
    - specified NEC G23.8
  - specified NEC G25.89
- Basedow's (exophthalmic goiter) — *see* Hyperthyroidism, with, goiter (diffuse)
- Bateman's B08.1
- Batten-Steinert G71.11
- Battey A31.0
- Beard's (neurasthenia) F48.8
- Becker
  - idiopathic mural endomyocardial I42.3
  - myotonia congenita G71.12
- Begbie's (exophthalmic goiter) — *see* Hyperthyroidism, with, goiter (diffuse)
- behavioral, organic F07.9
- Beigel's (white piedra) B36.2
- Benson's — *see* Deposit, crystalline
- Bernard-Soulier (thrombopathy) D69.1
- Bernhardt (-Roth) — *see* Mononeuropathy, lower limb, meralgia paresthetica
- Biermer's (pernicious anemia) D51.0
- bile duct (common) (hepatic) K83.9

- with calculus, stones — *see* Calculus, bile duct
- specified NEC K83.8
- biliary (tract) K83.9
  - specified NEC K83.8
- Billroth's — *see* Spina bifida
- bird fancier's J67.2
- black lung J60
- bladder N32.9
  - in (due to)
    - schistosomiasis (bilharziasis) B65.0 *[N33]*
  - specified NEC N32.89
- bleeder's D66
- blood D75.9
  - forming organs D75.9
  - vessel I99.9
- Bloodgood's — *see* Mastopathy, cystic
- Blount M92.51 ☑
- Bodechtel-Guttmann (subacute sclerosing panencephalitis) A81.1
- bone (*see also* Disorder, bone)
  - aluminum M83.4
  - fibrocystic NEC
    - jaw M27.49
- bone-marrow D75.9
- Borna A83.9
- Bornholm (epidemic pleurodynia) B33.0
- Bouchard's (myopathic dilatation of the stomach) K31.0
- Bouillaud's (rheumatic heart disease) I01.9
- Bourneville (-Brissaud) (tuberous sclerosis) Q85.1
- Bouveret (-Hoffmann) (paroxysmal tachycardia) I47.9
- bowel K63.9
  - functional K59.9
    - psychogenic F45.8
- brain G93.9

- arterial, artery I67.9
- arteriosclerotic I67.2
- congenital Q04.9
- degenerative — *see* Degeneration, brain
- inflammatory — *see* Encephalitis
- organic G93.9
  - arteriosclerotic I67.2
- parasitic NEC B71.9 *[G94]*
- senile NEC G31.1
- specified NEC G93.89

breast (*see also* Disorder, breast) N64.9
- cystic (chronic) — *see* Mastopathy, cystic
- fibrocystic — *see* Mastopathy, cystic
- Paget's
  - female, unspecified side C50.91 ☑
  - male, unspecified side C50.92 ☑
- specified NEC N64.89

Breda's — *see* Yaws

Bretonneau's (diphtheritic malignant angina) A36.0

Bright's — *see* Nephritis
- arteriosclerotic — *see* Hypertension, kidney

Brill's (recrudescent typhus) A75.1

Brill-Zinsser (recrudescent typhus) A75.1

Brion-Kayser — *see* Fever, paratyphoid

broad
- beta E78.2
- ligament (noninflammatory) N83.9
  - inflammatory — *see* Disease, pelvis, inflammatory
  - specified NEC N83.8

Brocq-Duhring (dermatitis herpetiformis) L13.0

Brocq's
- meaning
  - dermatitis herpetiformis L13.0
  - prurigo L28.2

- bronchopulmonary J98.4
- bronchus NEC J98.09
- bronze Addison's E27.1
  - tuberculous A18.7
- budgerigar fancier's J67.2
- bullous L13.9
  - chronic of childhood L12.2
  - specified NEC L13.8
- Buerger's (thromboangiitis obliterans) I73.1
- Bürger-Grütz (essential familial hyperlipemia) E78.3
- bursa — *see* Bursopathy
- caisson T70.3 ☑
- California — *see* Coccidioidomycosis
- Canavan E75.28
- capillaries I78.9
  - specified NEC I78.8
- Carapata A68.0
- carcinoid E34.00
  - heart E34.01
  - specified NEC E34.09
- cardiac — *see* Disease, heart
- cardiopulmonary, chronic I27.9
- cardiorenal (hepatic) (hypertensive) (vascular) — *see* Hypertension, cardiorenal
- cardiovascular (atherosclerotic) I25.10
  - with angina pectoris — *see* Arteriosclerosis, coronary (artery),
  - congenital Q28.9
  - newborn P29.9
    - specified NEC P29.89
  - hypertensive — *see* Hypertension, heart
  - renal (hypertensive) — *see* Hypertension, cardiorenal
  - syphilitic (asymptomatic) A52.00
- cartilage — *see* Disorder, cartilage
- Castellani's A69.8
- Castleman (unicentric) (multicentric) D47.Z2
  - HHV-8-associated (*see also* Herpesvirus, human, 8) D47.Z2

- cat-scratch A28.1
- Cavare's (familial periodic paralysis) G72.3
- cecum K63.9
- celiac (adult) (infantile) (with steatorrhea) K90.0
- cellular tissue L98.9
- central core G71.29
- cerebellar, cerebellum — *see* Disease, brain
- cerebral (*see also* Disease, brain)
  - degenerative — *see* Degeneration, brain
- cerebrospinal G96.9
- cerebrovascular I67.9
  - acute I67.89
    - embolic I63.4 ☑
    - thrombotic I63.3 ☑
  - arteriosclerotic I67.2
  - hereditary NEC I67.858
  - specified NEC I67.89
- cervix (uteri) (noninflammatory) N88.9
  - inflammatory — *see* Cervicitis
  - specified NEC N88.8
- Chabert's A22.9
- Chandler's (osteochondritis dissecans, hip) — *see* Osteochondritis, dissecans, hip
- Charlouis — *see* Yaws
- Chédiak-Steinbrinck (-Higashi) (congenital gigantism of peroxidase granules) E70.330
- chest J98.9
- Chiari's (hepatic vein thrombosis) I82.0
- Chicago B40.9
- Chignon B36.8
- chigo, chigoe B88.1
- childhood granulomatous D71.8
- Chinese liver fluke B66.1
- chlamydial A74.9
  - specified NEC A74.89
- cholecystic K82.9
- choroid H31.9
  - specified NEC H31.8

- Christmas D67
- chronic bullous of childhood L12.2
- chylomicron retention E78.3
- ciliary body H21.9
  - specified NEC H21.89
- circulatory (system) NEC I99.8
  - newborn P29.9
  - syphilitic A52.00
    - congenital A50.54
- coagulation factor deficiency (congenital) — *see* Defect, coagulation
- coccidioidal — *see* Coccidioidomycosis
- cold
  - agglutinin or hemoglobinuria D59.12
    - paroxysmal D59.6
  - hemagglutinin (chronic) D59.12
- collagen NOS (nonvascular) (vascular) M35.9
  - specified NEC M35.89
- colon K63.9
  - functional K59.9
    - congenital Q43.2
  - ischemic (*see also* Ischemia, intestine, acute) K55.039
- colonic inflammatory bowel, unclassified (IBDU) K52.3
- combined system — *see* Degeneration, combined
- compressed air T70.3 ☑
- Concato's (pericardial polyserositis) A19.9
  - nontubercular I31.1
  - pleural — *see* Pleurisy, with effusion
- conjunctiva H11.9
  - chlamydial A74.0
  - specified NEC H11.89
  - viral B30.9
    - specified NEC B30.8
- connective tissue, systemic (diffuse) M35.9
  - in (due to)
    - hypogammaglobulinemia D80.1 *[M36.8]*
    - ochronosis E70.29 *[M36.8]*
  - specified NEC M35.89

- Conor and Bruch's (boutonneuse fever) A77.1
- Cooper's — *see* Mastopathy, cystic
- Cori's (glycogenosis III) E74.03
- corkhandler's or corkworker's J67.3
- cornea H18.9
  - specified NEC H18.89
- coronary (artery) — *see* Disease, heart, ischemic, atherosclerotic
  - congenital Q24.5
  - microvascular
    - with
      - angina pectoris I20.81
      - myocardial infarction I21.B
    - acute I24.81
    - chronic I25.85
  - ostial, syphilitic (aortic) (mitral) (pulmonary) A52.03
- corpus cavernosum N48.9
  - specified NEC N48.89
- Cotugno — *see* Sciatica
- COVID-19 U07.1
- coxsackie (virus) NEC B34.1
- cranial nerve NOS G52.9
- Creutzfeldt-Jakob — *see* Creutzfeldt-Jakob disease or syndrome
- Crocq's (acrocyanosis) I73.89
- Crohn's — *see* Enteritis, regional
- Curschmann G71.11
- cystic
  - breast (chronic) — *see* Mastopathy, cystic
  - kidney, congenital Q61.9
  - liver, congenital Q44.6
  - lung J98.4
    - congenital Q33.0
- cytomegalic inclusion (generalized) B25.9
  - with pneumonia B25.0
  - congenital P35.1
- cytomegaloviral B25.9
  - specified NEC B25.8

Czerny's (periodic hydrarthrosis of the knee) — *see* Effusion, joint, knee
Daae (-Finsen) (epidemic pleurodynia) B33.0
Danon E74.05
Darling's — *see* Histoplasmosis capsulati
Débove's (splenomegaly) R16.1
deer fly — *see* Tularemia
Degos' I77.89
demyelinating, demyelinizating (nervous system) G37.9
  multiple sclerosis G35.D
  specified NEC G37.89
dense deposit (*see also* N00-N07 with fourth character .6) N05.6
deposition, hydroxyapatite — *see* Disease, hydroxyapatite deposition
de Quervain's (tendon sheath) M65.4
  thyroid (subacute granulomatous thyroiditis) E06.1
Devergie's (pityriasis rubra pilaris) L44.0
Devic's G36.0
diaphorase deficiency D74.0
diaphragm J98.6
diarrheal, infectious NEC A09
digestive system K92.9
  specified NEC K92.89
disc, degenerative — *see* Degeneration, intervertebral disc
discogenic (*see also* Displacement, intervertebral disc NEC)
  with myelopathy — *see* Disorder, disc, with, myelopathy
diverticular — *see* Diverticula
Dubois (thymus) A50.59 *[E35]*
Duchenne-Griesinger G71.01
Duchenne's
  muscular dystrophy G71.01
  pseudohypertrophy, muscles G71.01
ductless glands E34.9
Duhring's (dermatitis herpetiformis) L13.0
duodenum K31.9
  specified NEC K31.89

- Dupré's (meningism) R29.1
- Dupuytren's (muscle contracture) M72.0
- Durand-Nicholas-Favre (climatic bubo) A55
- Duroziez's (congenital mitral stenosis) Q23.2
- ear — *see* Disorder, ear
- Eberth's — *see* Fever, typhoid
- Ebola (virus) A98.4
- Ebstein's heart Q22.5
- Echinococcus — *see* Echinococcus
- echovirus NEC B34.1
- Eddowes' (brittle bones and blue sclera) Q78.0
- edentulous (alveolar) ridge K06.9
  - specified NEC K06.8
- Edsall's T67.2 ☑
- Eichstedt's (pityriasis versicolor) B36.0
- Eisenmenger's (irreversible) I27.83
- Ellis-van Creveld (chondroectodermal dysplasia) Q77.6
- end stage renal (ESRD) N18.6
  - due to hypertension I12.0
- endocrine glands or system NEC E34.9
- endomyocardial (eosinophilic) I42.3
- English (rickets) E55.0
- enteroviral, enterovirus NEC B34.1
  - central nervous system NEC A88.8
- epidemic B99.9
  - specified NEC B99.8
- epididymis N50.9
- Erb (-Landouzy) G71.02
- Erdheim-Chester (ECD) E88.89
- esophagus K22.9
  - functional K22.4
  - psychogenic F45.8
  - specified NEC K22.89

- Eulenburg's (congenital paramyotonia) G71.19
- eustachian tube — *see* Disorder, eustachian tube
- external
  - auditory canal — *see* Disorder, ear, external
  - ear — *see* Disorder, ear, external
- extrapyramidal G25.9
  - specified NEC G25.89
- eye H57.9
  - anterior chamber H21.9
  - inflammatory NEC H57.89
  - muscle (external) — *see* Strabismus
  - specified NEC H57.89
  - syphilitic — *see* Oculopathy, syphilitic
  - thyroid H05.83 ☑
- eyeball H44.9
  - specified NEC H44.89
- eyelid — *see* Disorder, eyelid
  - specified NEC — *see* Disorder, eyelid, specified type NEC
- eyeworm of Africa B74.3
- facial nerve (seventh) G51.9
  - newborn (birth injury) P11.3
- Fahr (of brain) G23.8
- Fahr Volhard (of kidney) I12. ☑
- fallopian tube (noninflammatory) N83.9
  - inflammatory — *see* Salpingo-oophoritis
  - specified NEC N83.8
- familial periodic paralysis G72.3
- Fanconi ('s) D61.03
- fascia NEC (*see also* Disorder, muscle)
  - inflammatory — *see* Myositis
  - specified NEC M62.89
- Fauchard's (periodontitis) — *see* Periodontitis
- Favre-Durand-Nicolas (climatic bubo) A55
- Fede's K14.0
- Feer's — *see* Poisoning, mercury
- female pelvic inflammatory (*see also* Disease, pelvis, inflammatory) N73.9
  - syphilitic (secondary) A51.42
  - tuberculous A18.17

Fernels' (aortic aneurysm) I71.9
fibrocaseous of lung — *see* Tuberculosis, pulmonary
fibrocystic — *see* Fibrocystic disease
Fiedler's (leptospiral jaundice) A27.0
fifth B08.3
file-cutter's — *see* Poisoning, lead
fish-skin Q80.9
  acquired L85.0
Flajani (-Basedow) (exophthalmic goiter) — *see* Hyperthyroidism, with, goiter (diffuse)
flax-dresser's J66.1
fluke — *see* Infestation, fluke
foot and mouth B08.8
foot process N04.9
Forbes' (glycogenosis III) E74.03
Fordyce-Fox (apocrine miliaria) L75.2
Fordyce's (ectopic sebaceous glands) (mouth) Q38.6
Forestier's (rhizomelic pseudopolyarthritis) M35.3
  meaning ankylosing hyperostosis — *see* Hyperostosis, ankylosing
Fothergill's
  neuralgia — *see* Neuralgia, trigeminal
  scarlatina anginosa A38.9
Fournier (gangrene) N49.3
  female N76.82
  vagina and vulva N76.82
fourth B08.8
Fox (-Fordyce) (apocrine miliaria) L75.2
Francis' — *see* Tularemia
Franklin C88.2
Frei's (climatic bubo) A55
Friedreich's
  combined systemic or ataxia G11.11
  myoclonia G25.3
frontal sinus — *see* Sinusitis, frontal
fungus NEC B49
Gaisböck's (polycythemia hypertonica) D75.1
gallbladder K82.9

- calculus — *see* Calculus, gallbladder
- cholecystitis — *see* Cholecystitis
- cholesterolosis K82.4
- fistula — *see* Fistula, gallbladder
- hydrops K82.1
- obstruction — *see* Obstruction, gallbladder
- perforation K82.2
- specified NEC K82.8

gamma heavy chain C88.2
Gamna's (siderotic splenomegaly) D73.2
Gamstorp's (adynamia episodica hereditaria) G72.3
Gandy-Nanta (siderotic splenomegaly) D73.2
ganister J62.8
gastric — *see* Disease, stomach
gastroesophageal reflux (GERD) K21.9
- with esophagitis (without bleeding) K21.00
  - with bleeding K21.01

gastrointestinal (tract) K92.9
- amyloid E85.4
- functional K59.9
  - psychogenic F45.8
- specified NEC K92.89

Gee (-Herter) (-Heubner) (-Thaysen) (nontropical sprue) K90.0
genital organs
- female N94.9
- male N50.9

Gerhardt's (erythromelalgia) I73.81
Gibert's (pityriasis rosea) L42
Gierke's (glycogenosis I) E74.01
Gilles de la Tourette's (motor-verbal tic) F95.2
gingiva K06.9
- plaque induced K05.00
- specified NEC K06.8

gland (lymph) I89.9
Glanzmann's (hereditary hemorrhagic thrombasthenia) D69.1
glass-blower's (cataract) — *see* Cataract, specified NEC
- salivary gland hypertrophy K11.1

- Glisson's — *see* Rickets
- globe H44.9
  - specified NEC H44.89
- glomerular (*see also* Glomerulonephritis)
  - with edema — *see* Nephrosis
  - acute — *see* Nephritis, acute
  - chronic — *see* Nephritis, chronic
  - minimal change N05.0
  - rapidly progressive N01.9
- glycogen storage E74.00
  - Andersen's E74.09
  - Cori's E74.03
  - Forbes' E74.03
  - generalized E74.00
  - glucose-6-phosphatase deficiency E74.01
  - heart E74.02 *[I43]*
  - hepatorenal E74.09
  - Hers' E74.09
  - liver and kidney E74.09
  - lysosomal E74.02
    - with acid maltase deficiency E74.02
    - without acid maltase deficiency E74.05
  - McArdle's E74.04
  - muscle phosphofructokinase E74.09
  - myocardium E74.02 *[I43]*
  - Pompe's E74.02
  - Tauri's E74.09
  - type 0 E74.09
  - type I E74.01
  - type II E74.02
  - type IIB E74.05
  - type III E74.03
  - type IV E74.09
  - type V E74.04
  - type VI-XI E74.09
  - Von Gierke's E74.01

- Goldstein's (familial hemorrhagic telangiectasia) I78.0
- gonococcal NOS A54.9
- graft-versus-host (GVH) D89.813
  - acute D89.810
  - acute on chronic D89.812
  - chronic D89.811
- grainhandler's J67.8
- granulomatous (childhood) (chronic) D71.8
- Graves' (exophthalmic goiter) — *see* Hyperthyroidism, with, goiter (diffuse)
- Griesinger's — *see* Ancylostomiasis
- Grisel's M43.6
- Gruby's (tinea tonsurans) B35.0
- Guillain-Barré G61.0
- Guinon's (motor-verbal tic) F95.2
- gum K06.9
- gynecological N94.9
- H (Hartnup's) E72.02
- Haff — *see* Poisoning, mercury
- Hageman (congenital factor XII deficiency) D68.2
- hair (color) (shaft) L67.9
  - follicles L73.9
    - specified NEC L73.8
- Hamman's (spontaneous mediastinal emphysema) J98.2
- hand, foot and mouth B08.4
- Hansen's — *see* Leprosy
- Hantavirus, with pulmonary manifestations B33.4
  - with renal manifestations A98.5
- Harada's H30.81 ☑
- Hartnup (pellagra-cerebellar ataxia-renal aminoaciduria) E72.02
- Hart's (pellagra-cerebellar ataxia-renal aminoaciduria) E72.02
- Hashimoto's (struma lymphomatosa) E06.3
- Hb — *see* Disease, hemoglobin
- heart (organic) I51.9
  - with
    - pulmonary edema (acute) (*see also* Failure, ventricular, left) I50.1
    - rheumatic fever (conditions in I00)
      - active I01.9

- with chorea I02.0
- specified NEC I01.8
- inactive or quiescent (with chorea) I09.9
- specified NEC I09.89

amyloid E85.4 *[I43]*
aortic (valve) I35.9
arteriosclerotic or sclerotic (senile) — *see* Disease, heart, ischemic, atherosclerotic
artery, arterial — *see* Disease, heart, ischemic, atherosclerotic
beer drinkers' I42.6
beriberi (wet) E51.12
black I27.0
congenital Q24.9
- cyanotic Q24.9
- specified NEC Q24.8

coronary — *see* Disease, heart, ischemic
cryptogenic I51.9
fibroid — *see* Myocarditis
functional I51.89
- psychogenic F45.8

glycogen storage E74.02 *[I43]*
gonococcal A54.83
hypertensive — *see* Hypertension, heart
hyperthyroid (*see also* Hyperthyroidism) E05.90 *[I43]*
- with thyroid storm E05.91 *[I43]*

ischemic (chronic or with a stated duration of over 4 weeks) I25.9
- atherosclerotic (of) I25.10
  - with angina pectoris — *see* Arteriosclerosis, coronary (artery)
  - coronary artery bypass graft — *see* Arteriosclerosis, coronary (artery),
- cardiomyopathy I25.5
- diagnosed on ECG or other special investigation, but currently presenting no symptoms I25.6
- silent I25.6
- specified form NEC
  - acute I24.89
  - chronic I25.89

kyphoscoliotic I27.1
meningococcal A39.50

- endocarditis A39.51
- myocarditis A39.52
- pericarditis A39.53
- mitral I05.9
  - specified NEC I05.8
- muscular — *see* Degeneration, myocardial
- psychogenic (functional) F45.8
- pulmonary (chronic) I27.9
  - in schistosomiasis B65.9 *[I52]*
  - specified NEC I27.89
- rheumatic (chronic) (inactive) (old) (quiescent) (with chorea) I09.9
  - active or acute I01.9
    - with chorea (acute) (rheumatic) (Sydenham's) I02.0
  - specified NEC I09.89
- senile — *see* Myocarditis
- syphilitic A52.06
  - aortic A52.03
    - aneurysm A52.01
  - congenital A50.54 *[I52]*
- thyrotoxic (*see also* Thyrotoxicosis) E05.90 *[I43]*
  - with thyroid storm E05.91 *[I43]*
- valve, valvular (obstructive) (regurgitant) (*see also* Endocarditis)
  - congenital NEC Q24.8
    - pulmonary Q22.3
- vascular — *see* Disease, cardiovascular

Heartland A93.8

heavy chain NEC C88.2 ☑
- alpha C88.3 ☑
- gamma C88.2 ☑
- mu C88.2 ☑

Hebra's
- pityriasis
  - maculata et circinata L42
  - rubra pilaris L44.0
- prurigo L28.2

- hematopoietic organs D75.9
- hemoglobin or Hb
  - abnormal (mixed) NEC D58.2
    - with thalassemia D56.9
  - AS genotype D57.3
  - Bart's D56.0
  - C (Hb-C) D58.2
    - with other abnormal hemoglobin NEC D58.2
    - elliptocytosis D58.1
    - Hb-S D57.2
    - sickle-cell D57.2
    - thalassemia D56.8
  - Constant Spring D58.2
  - D (Hb-D) D58.2
  - E (Hb-E) D58.2
  - E-beta thalassemia D56.5
  - elliptocytosis D58.1
  - H (Hb-H) (thalassemia) D56.0
    - with other abnormal hemoglobin NEC D56.9
    - Constant Spring D56.0
  - I thalassemia D56.9
  - M D74.0
  - S or SS D57.1
    - with
      - acute chest syndrome D57.01
      - cerebral vascular involvement D57.03
      - crisis (painful) D57.00
        - with
          - dactylitis D57.04
          - specified complication D57.09
      - pain (vaso-occlusive) D57.00
      - splenic sequestration D57.02
    - beta plus D57.44
      - with

- acute chest syndrome D57.451
- cerebral vascular involvement D57.453
- crisis D57.459
  - with
    - dactylitis D57.454
    - specified complication D57.458
- pain (vaso-occlusive) D57.459
- splenic sequestration D57.452
- without crisis D57.44

beta zero D57.42
- with
  - acute chest syndrome D57.431
  - cerebral vascular involvement D57.433
  - crisis D57.439
    - with
      - dactylitis D57.434
      - specified complication D57.438
  - pain (vaso-occlusive) D57.439
  - splenic sequestration D57.432
- without crisis D57.42

SC D57.2 ☑
SD D57.8 ☑
SE D57.8 ☑
spherocytosis D58.0
unstable, hemolytic D58.2

hemolytic (newborn) P55.9
- autoimmune D59.10
  - cold type (primary) (secondary) (symptomatic) D59.12
  - mixed type (primary) (secondary) (symptomatic) D59.13
  - warm type (primary) (secondary) (symptomatic) D59.11
- drug-induced D59.0
- due to or with
  - incompatibility
    - ABO (blood group) P55.1
    - blood (group) (Duffy) (K) (Kell) (Kidd) (Lewis) (M)(s) NEC P55.8
    - Rh (blood group) (factor) P55.0
  - Rh negative mother P55.0

- specified type NEC P55.8
- unstable hemoglobin D58.2

hemorrhagic D69.9
- newborn P53

Henoch (-Schönlein) (purpura nervosa) D69.0
hepatic — *see* Disease, liver
hepatobiliary K83.9
- toxic K71.9

hepatolenticular E83.01
heredodegenerative NEC
- spinal cord G95.89

herpesviral, disseminated B00.7
Hers' (glycogenosis VI) E74.09
Herter (-Gee) (-Heubner) (nontropical sprue) K90.0
Heubner-Herter (nontropical sprue) K90.0
high fetal gene or hemoglobin thalassemia D56.9
Hildenbrand's — *see* Typhus
hip (joint) M25.9
- congenital Q65.89
- suppurative M00.9
- tuberculous A18.02

His (-Werner) (trench fever) A79.0
Hodgson's (*see also* Aneurysm, aorta, thorax) I71.20
- ruptured (*see also* Aneurysm, aorta, thorax, ruptured) I71.10

Holla — *see* Spherocytosis
hookworm B76.9
- specified NEC B76.8

host-versus-graft D89.813
- acute D89.810
- acute on chronic D89.812
- chronic D89.811

human immunodeficiency virus (HIV) B20
Huntington's G10
- with dementia (*see also* Dementia, in, diseases specified elsewhere) G10 *[F02.80]*

Hunt's (herpetic geniculate ganglionitis) (neuralgia) B02.21
- dyssynergia cerebellaris myoclonica G11.19

- Hutchinson's (cheiropompholyx) — *see* Hutchinson's disease
- hyaline (diffuse) (generalized)
  - membrane (lung) (newborn) P22.0
    - adult J80
- hydatid — *see* Echinococcus
- hydroxyapatite deposition M11.00
  - ankle M11.07 ☑
  - elbow M11.02 ☑
  - foot joint M11.07 ☑
  - hand joint M11.04 ☑
  - hip M11.05 ☑
  - knee M11.06 ☑
  - multiple site M11.09
  - shoulder M11.01 ☑
  - vertebra M11.08
  - wrist M11.03 ☑
- hyperkinetic — *see* Hyperkinesia
- hypertensive — *see* Hypertension
- hypophysis E23.7
- Iceland G93.39
- I-cell E77.0
- IgG4-related D89.84
- immune D89.9
- immunoglobulin G4-related D89.84
- immunoproliferative (malignant) C88.9 ☑
  - small intestinal C88.3 ☑
  - specified NEC C88.8 ☑
- inclusion B25.9
  - salivary gland B25.9
- infectious, infective B99.9
  - congenital P37.9
    - specified NEC P37.8
    - viral P35.9
      - specified type NEC P35.8
  - specified NEC B99.8
- inflammatory
  - penis N48.29

- abscess N48.21
- cellulitis N48.22
- prepuce N47.7
  - balanoposthitis N47.6
- tubo-ovarian — *see* Salpingo-oophoritis

intervertebral disc (*see also* Disorder, disc)
- with myelopathy — *see* Disorder, disc, with, myelopathy
- cervical, cervicothoracic — *see* Disorder, disc, cervical
  - with
    - myelopathy — *see* Disorder, disc, cervical, with myelopathy
    - neuritis, radiculitis or radiculopathy — *see* Disorder, disc, cervical, with neuritis
    - specified NEC — *see* Disorder, disc, cervical, specified type NEC
- lumbar (with)
  - myelopathy M51.06
  - neuritis, radiculitis, radiculopathy or sciatica M51.16
  - specified NEC M51.86
- lumbosacral (with)
  - neuritis, radiculitis, radiculopathy or sciatica M51.17
  - specified NEC M51.87
- specified NEC — *see* Disorder, disc, specified NEC
- thoracic (with)
  - myelopathy M51.04
  - neuritis, radiculitis or radiculopathy M51.14
  - specified NEC M51.84
- thoracolumbar (with)
  - myelopathy M51.05
  - neuritis, radiculitis or radiculopathy M51.15
  - specified NEC M51.85

intestine K63.9
- functional K59.9
  - psychogenic F45.8
  - specified NEC K59.89
- organic K63.9
- protozoal A07.9
- specified NEC K63.89

iris H21.9

- specified NEC H21.89
- iron metabolism or storage E83.10
- island (scrub typhus) A75.3
- itai-itai — *see* Poisoning, cadmium
- Jakob-Creutzfeldt — *see* Creutzfeldt-Jakob disease or syndrome
- jaw M27.9
  - fibrocystic M27.49
  - specified NEC M27.8
- jigger B88.1
- joint (*see also* Disorder, joint)
  - Charcot's — *see* Arthropathy, neuropathic (Charcot)
  - degenerative — *see* Osteoarthritis
    - multiple M15.9
    - spine — *see* Spondylosis
  - facet joint (*see also* Spondylosis) M47.819
  - hypertrophic — *see* Osteoarthritis
  - sacroiliac M53.3
  - specified NEC — *see* Disorder, joint, specified type NEC
  - spine NEC — *see* Dorsopathy
  - suppurative — *see* Arthritis, pyogenic or pyemic
- Jourdain's (acute gingivitis) K05.00
  - nonplaque induced K05.01
  - plaque induced K05.00
- Kaschin-Beck (endemic polyarthritis) M12.10
  - ankle M12.17 ☑
  - elbow M12.12 ☑
  - foot joint M12.17 ☑
  - hand joint M12.14 ☑
  - hip M12.15 ☑
  - knee M12.16 ☑
  - multiple site M12.19
  - shoulder M12.11 ☑
  - vertebra M12.18
  - wrist M12.13 ☑

- Katayama B65.2
- Kedani (scrub typhus) A75.3
- Keshan E59
- kidney (functional) (pelvis) N28.9
  - chronic N18.9
    - hypertensive — *see* Hypertension, kidney
    - stage 1 N18.1
    - stage 2 (mild) N18.2
    - stage 3 (moderate) N18.30
    - stage 3a N18.31
    - stage 3b N18.32
    - stage 4 (severe) N18.4
    - stage 5 N18.5
  - complicating pregnancy — *see* Pregnancy, complicated by, renal disease
  - cystic (congenital) Q61.9
  - diabetic — *see* E08-E13 with .22
  - fibrocystic (congenital) Q61.8
  - hypertensive — *see* Hypertension, kidney
  - in (due to)
    - schistosomiasis (bilharziasis) B65.9 *[N29]*
  - multicystic Q61.4
  - polycystic Q61.3
    - adult type Q61.2
    - childhood type NEC Q61.19
      - collecting duct dilatation Q61.11
- Kimmelstiel (-Wilson) (intercapillary polycystic (congenital) glomerulosclerosis) — *see* E08-E13 with .21
- Kimura D21.9
  - specified site (see Neoplasm, connective tissue benign)
- Kinnier Wilson's (hepatolenticular degeneration) E83.01
- kissing — *see* Mononucleosis, infectious
- Klebs' (*see also* Glomerulonephritis) N05. ☑
- Klippel-Feil (brevicollis) Q76.1
- Köhler-Pellegrini-Stieda (calcification, knee joint) — *see* Bursitis, tibial collateral
- Kok Q89.89
- König's (osteochondritis dissecans) — *see* Osteochondritis, dissecans
- Korsakoff's (nonalcoholic) F04
  - alcoholic F10.96

- with dependence F10.26
- Kostmann's (infantile genetic agranulocytosis) D70.0
- kuru A81.81
- Kyasanur Forest A98.2
- labyrinth, ear — *see* Disorder, ear, inner
- lacrimal system — *see* Disorder, lacrimal system
- Lafora body (*see also* Epilepsy, progressive, Lafora) G40.C09
- Lancereaux-Mathieu (leptospiral jaundice) A27.0
- Landry's G61.0
- Larrey-Weil (leptospiral jaundice) A27.0
- larynx J38.7
- legionnaires' A48.1
  - nonpneumonic A48.2
- Lenegre's I44.2
- lens H27.9
  - specified NEC H27.8
- Lev's (acquired complete heart block) I44.2
- Lewy body (dementia) (*see also* Dementia, in, diseases specified elsewhere) G31.83 *[F02.80]*
  - with behavioral disturbance (*see also* Dementia, in, diseases specified elsewhere) G31.83 *[F02.81 ☑]*
- Lichtheim's (subacute combined sclerosis with pernicious anemia) D51.0
- Lightwood's (renal tubular acidosis) N25.89
- Lignac's (cystinosis) E72.04
- lip K13.0
- lipid-storage E75.6
  - specified NEC E75.5
- Lipschütz's N76.6
- liver (chronic) (organic) K76.9
  - alcoholic (chronic) K70.9
    - acute — *see* Disease, liver, alcoholic, hepatitis
    - cirrhosis K70.30
      - with ascites K70.31
    - failure K70.40
      - with coma K70.41
    - fatty liver K70.0
    - fibrosis K70.2
    - hepatitis K70.10
      - with ascites K70.11
    - sclerosis K70.2

- cystic, congenital Q44.6
- drug-induced (idiosyncratic) (toxic) (predictable) (unpredictable) — *see* Disease, liver, toxic
- end stage K72.1 ☑
  - with coma K72.11
  - due to hepatitis — *see* Hepatitis
- fatty, nonalcoholic (NAFLD) K76.0
  - alcoholic K70.0
- fibrocystic (congenital) Q44.6
- fluke
  - Chinese B66.1
  - oriental B66.1
  - sheep B66.3
- Fontan-associated (FALD) I27.840
- gestational alloimmune (GALD) P78.84
- glycogen storage E74.09 *[K77]*
- in (due to)
  - schistosomiasis (bilharziasis) B65.9 *[K77]*
- inflammatory K75.9
  - alcoholic K70.1 ☑
  - specified NEC K75.89
- metabolic dysfunction-associated steatotic (MASLD) K76.0
- polycystic (congenital) Q44.6
- toxic K71.9
  - with
    - cholestasis K71.0
    - cirrhosis (liver) K71.7
    - fibrosis (liver) K71.7
    - focal nodular hyperplasia K71.8
    - hepatic granuloma K71.8
    - hepatic necrosis K71.10
      - with coma K71.11
    - hepatitis NEC K71.6
      - acute K71.2
      - chronic
        - active K71.50

- with ascites K71.51
- lobular K71.4
- persistent K71.3
- lupoid K71.50
- with ascites K71.51
- peliosis hepatis K71.8
- veno-occlusive disease (VOD) of liver K71.8
- veno-occlusive K76.5

Lobo's (keloid blastomycosis) B48.0
Lobstein's (brittle bones and blue sclera) Q78.0
Ludwig's (submaxillary cellulitis) K12.2
lumbosacral region M53.87
lung J98.4
- black J60
- congenital Q33.9
- cystic J98.4
  - congenital Q33.0
- dabbing (related) U07.0
- electronic cigarette (related) U07.0
- fibroid (chronic) — *see* Fibrosis, lung
- fluke B66.4
  - oriental B66.4
- in
  - amyloidosis E85.4 *[J99]*
  - sarcoidosis D86.0
  - Sjögren's syndrome M35.02
  - systemic
    - lupus erythematosus M32.13
    - sclerosis M34.81
- interstitial J84.9
  - with progressive fibrotic phenotype, in diseases classified elsewhere J84.170
  - drug-induced — *see* Disorder, lung, interstitial, drug-induced
  - of childhood, specified NEC J84.848
    - drug-induced — *see* Disorder, lung, interstitial, drug-induced
  - respiratory bronchiolitis J84.115
  - specified NEC J84.89

- obstructive (chronic) J44.9
  - with
    - acute
      - bronchitis J44.0
      - exacerbation NEC J44.1
      - lower respiratory infection J44.0
    - alveolitis, allergic J67.9
    - asthma J44.89
    - bronchiectasis J47.9
      - with
        - exacerbation (acute) J47.1
        - lower respiratory infection J47.0
    - bronchitis J44.89
      - with
        - exacerbation (acute) J44.1
        - lower respiratory infection J44.0
    - emphysema J43.9
    - hypersensitivity pneumonitis J67.9
  - decompensated J44.1
    - with
      - exacerbation (acute) J44.1
- polycystic J98.4
  - congenital Q33.0
- rheumatoid (diffuse) (interstitial) — *see* Rheumatoid, lung
- vaping (associated) (device) (product) (use) U07.0

Lutembacher's (atrial septal defect with mitral stenosis) Q21.19
Lyme A69.20
lymphatic (gland) (system) (channel) (vessel) I89.9
lymphoproliferative D47.9
- specified NEC D47.Z9
- T-gamma D47.Z9
- X-linked D82.3

Magitot's M27.2
malarial — *see* Malaria
malignant (*see also* Neoplasm, malignant, by site)
Manson's B65.1
maple bark J67.6
maple-syrup-urine E71.0

Marburg (virus) A98.3
Marion's (bladder neck obstruction) N32.0
Marsh's (exophthalmic goiter) — *see* Hyperthyroidism, with, goiter (diffuse)
mastoid (process) — *see* Disorder, ear, middle
Mathieu's (leptospiral jaundice) A27.0
Maxcy's A75.2
McArdle (-Schmid-Pearson) (glycogenosis V) E74.04
mediastinum J98.59
medullary center (idiopathic) (respiratory) G93.89
Meige's (chronic hereditary edema) Q82.0
meningococcal — *see* Infection, meningococcal
mental F99
  organic F09
mesenchymal M35.9
mesenteric embolic (*see also* Ischemia, intestine, acute) K55.039
metabolic, metabolism E88.9
  bilirubin E80.7
metal-polisher's J62.8
metastatic (*see also* Neoplasm, secondary, by site) C79.9
microvascular - code to condition
microvillus
  atrophy Q43.8
  inclusion (MVD) Q43.8
middle ear — *see* Disorder, ear, middle
Mikulicz' (dryness of mouth, absent or decreased lacrimation) K11.8
Milroy's (chronic hereditary edema) Q82.0
Minamata — *see* Poisoning, mercury
minicore G71.29
Minor's G95.19
Minot's (hemorrhagic disease, newborn) P53
Minot-von Willebrand-Jürgens (angiohemophilia) — *see* Disease, von Willebrand
Mitchell's (erythromelalgia) I73.81
mitral (valve) I05.9
  nonrheumatic I34.9

- nonrheumatic I34.9
- mixed connective tissue M35.1
- MOG antibody G37.81
- moldy hay J67.0
- Monge's T70.29 ☑
- Morgagni-Adams-Stokes (syncope with heart block) I45.9
- Morgagni's (syndrome) (hyperostosis frontalis interna) M85.2
- Morton's (with metatarsalgia) — *see* Lesion, nerve, plantar
- Morvan's G60.8
- motor neuron (bulbar) (mixed type) (spinal) G12.20
  - amyotrophic lateral sclerosis G12.21
  - familial G12.24
  - progressive bulbar palsy G12.22
  - specified NEC G12.29
- moyamoya I67.5
- mu heavy chain disease C88.2 ☑
- multicore G71.29
- multiminicore G71.29
- muscle (*see also* Disorder, muscle)
  - inflammatory — *see* Myositis
  - ocular (external) — *see* Strabismus
- musculoskeletal system, soft tissue — *see* also Disorder, soft tissue
  - specified NEC — *see* Disorder, soft tissue, specified type NEC
- mushroom workers' J67.5
- mycotic B49
- myelin oligodendrocyte glycoprotein antibody G37.81
- myelodysplastic (*see also* Syndrome, myelodysplastic) C94.6
- myelodysplastic/myeloproliferative neoplasm, unclassifiable C94.6
- myeloproliferative D47.1
  - chronic D47.1
  - not classified C94.6
  - specified NEC C94.6
  - unclassifiable C94.6
- myocardium, myocardial (*see also* Degeneration, myocardial) I51.5
  - primary (idiopathic) I42.9

- myoneural G70.9
- Naegeli's D69.1
- nails L60.9
  - specified NEC L60.8
- Nairobi (sheep virus) A93.8
- nasal J34.9
- nemaline body G71.21
- nerve — *see* Disorder, nerve
- nervous system G98.8
  - autonomic G90.9
  - central G96.9
    - specified NEC G96.89
  - congenital Q07.9
  - parasympathetic G90.9
  - specified NEC G98.8
  - sympathetic G90.9
  - vegetative G90.9
- neuromuscular system G70.9
- Newcastle B30.8
- Nicolas (-Durand)-Favre (climatic bubo) A55
- nipple N64.9
  - Paget's C50.01 ☑
    - female C50.01 ☑
    - male C50.02 ☑
- Nishimoto (-Takeuchi) I67.5
- nonarthropod-borne NOS (viral) B34.9
  - enterovirus NEC B34.1
- nonautoimmune hemolytic D59.4
  - drug-induced D59.2
- Nonne-Milroy-Meige (chronic hereditary edema) Q82.0
- nose J34.9
- nucleus pulposus — *see* Disorder, disc
- nutritional E63.9
- oast-house-urine E72.19
  - ocular
    - herpesviral B00.50
    - zoster B02.30

- obliterative vascular I77.1
- Ohara's — *see* Tularemia
- Opitz's (congestive splenomegaly) D73.2
- Oppenheim-Urbach (necrobiosis lipoidica diabeticorum) — *see* E08-E13 with .620
- optic nerve NEC — *see* Disorder, nerve, optic
- orbit — *see* Disorder, orbit
- Oriental liver fluke B66.1
- Oriental lung fluke B66.4
- organ
  - dabbing (related) U07.0
  - electronic cigarette (related) U07.0
  - vaping (associated) (device) (product) (use) U07.0
- Ormond's N13.5
- Oropouche virus A93.0
- Osler-Rendu (familial hemorrhagic telangiectasia) I78.0
- osteofibrocystic E21.0
- Otto's M24.7
- outer ear — *see* Disorder, ear, external
- ovary (noninflammatory) N83.9
  - cystic N83.20
  - inflammatory — *see* Salpingo-oophoritis
  - polycystic E28.2
  - specified NEC N83.8
- Owren's (congenital) — *see* Defect, coagulation
- p110d-activating mutation causing senescent T cells, lymphadenopathy, and immunodeficiency [PASLI] D81.82
- pancreas K86.9
  - cystic K86.2
  - fibrocystic E84.9
  - specified NEC K86.89
- panvalvular I08.9
  - specified NEC I08.8
- parametrium (noninflammatory) N83.9
- parasitic B89

- cerebral NEC B71.9 *[G94]*
- intestinal NOS B82.9
- mouth B37.0
- skin NOS B88.9
- specified type — *see* Infestation
- tongue B37.0

parathyroid (gland) E21.5
- specified NEC E21.4

Parkinson's G20.A1
- with dyskinesia
  - with
    - fluctuations G20.B2
    - OFF episodes G20.B2
  - without mention of
    - fluctuations G20.B1
    - OFF episodes G20.B1
- without dyskinesia
  - with
    - fluctuations G20.A2
    - OFF episodes G20.A2
  - without mention of
    - fluctuations G20.A1
    - OFF episodes G20.A1

parodontal K05.6

Parrot's (syphilitic osteochondritis) A50.02

Parry's (exophthalmic goiter) — *see* Hyperthyroidism, with, goiter (diffuse)

Parson's (exophthalmic goiter) — *see* Hyperthyroidism, with, goiter (diffuse)

Paxton's (white piedra) B36.2

pearl-worker's — *see* Osteomyelitis, specified type NEC

Pellegrini-Stieda (calcification, knee joint) — *see* Bursitis, tibial collateral

pelvis, pelvic
- female NOS N94.9
  - specified NEC N94.89
- gonococcal (acute) (chronic) A54.24
- inflammatory (female) N73.9

- acute N73.0
- chlamydial A56.11
- chronic N73.1
- specified NEC N73.8
- syphilitic (secondary) A51.42
  - late A52.76
- tuberculous A18.17
- organ, female N94.9
- peritoneum, female NEC N94.89

penis N48.9
- inflammatory N48.29
  - abscess N48.21
  - cellulitis N48.22
- specified NEC N48.89

periapical tissues NOS K04.90
periodontal K05.6
- specified NEC K05.5

periosteum — *see* Disorder, bone, specified type NEC
peripheral
- arterial I73.9
- autonomic nervous system G90.9
- nerves — *see* Polyneuropathy
- vascular NOS I73.9
  - in diabetes mellitus — *see* Diabetes, by type, with peripheral angiopathy

peritoneum K66.9
- pelvic, female NEC N94.89
- specified NEC K66.8

persistent mucosal (middle ear) H66.20
- left H66.22
  - with right H66.23
- right H66.21
  - with left H66.23

Petit's — *see* Hernia, abdomen, specified site NEC
pharynx J39.2
- specified NEC J39.2

- Phocas' — *see* Mastopathy, cystic
- photochromogenic (acid-fast bacilli) (pulmonary) A31.0
  - nonpulmonary A31.9
- Pick's (*see also* Dementia, in, diseases specified elsewhere) G31.01 *[F02.80]*
  - with behavioral disturbance (*see also* Dementia, in, diseases specified elsewhere) G31.01 *[F02.81* ☑ *]*
  - brain (*see also* Dementia, in, diseases specified elsewhere) G31.01 *[F02.80]*
    - with behavioral disturbance (*see also* Dementia, in, diseases specified elsewhere) G31.01 *[F02.81* ☑ *]*
  - of pericardium (pericardial pseudocirrhosis of liver) I31.1
- pigeon fancier's J67.2
- pineal gland E34.8
- pink — *see* Poisoning, mercury
- Pinkus' (lichen nitidus) L44.1
- pinworm B80
- Piry virus A93.8
- pituitary (gland) E23.7
- pituitary-snuff-taker's J67.8
- pleura (cavity) J94.9
  - specified NEC J94.8
- pneumatic drill (hammer) T75.21 ☑
- Pollitzer's (hidradenitis suppurativa) L73.2
- polycystic
  - kidney or renal Q61.3
    - adult type Q61.2
    - childhood type NEC Q61.19
      - collecting duct dilatation Q61.11
  - liver or hepatic Q44.6
  - lung or pulmonary J98.4
    - congenital Q33.0
  - ovary, ovaries E28.2
  - spleen Q89.09
- polyethylene T84.05 ☑
- Pompe's (glycogenosis II) E74.02
- Posadas-Wernicke B38.9
- Potain's (pulmonary edema) — *see* Edema, lung
- prepuce N47.8
  - inflammatory N47.7

- balanoposthitis N47.6
- Pringle's (tuberous sclerosis) Q85.1
- prion, central nervous system A81.9
  - specified NEC A81.89
- prostate N42.9
  - specified NEC N42.89
- protozoal B64
  - acanthamebiasis — *see* Acanthamebiasis
  - African trypanosomiasis — *see* African trypanosomiasis
  - babesiosis (*see also* Babesiosis) B60.00
  - Chagas disease — *see* Chagas disease
  - intestine, intestinal A07.9
  - leishmaniasis — *see* Leishmaniasis
  - malaria — *see* Malaria
  - naegleriasis B60.2
  - pneumocystosis B59
  - specified organism NEC B60.8
  - toxoplasmosis — *see* Toxoplasmosis
- pseudo-Hurler's E77.0
- psychiatric F99
- psychotic — *see* Psychosis
- Puente's (simple glandular cheilitis) K13.0
- puerperal (*see also* Puerperal) O90.89
- pulmonary (*see also* Disease, lung)
  - artery I28.9
  - chronic obstructive J44.9
    - with
      - acute bronchitis J44.0
      - exacerbation (acute) J44.1
      - lower respiratory infection (acute) J44.0
    - decompensated J44.1
      - with
        - exacerbation (acute) J44.1
  - heart I27.9
    - specified NEC I27.89

- hypertensive (vascular) (*see also* Hypertension, pulmonary) I27.20
  - primary (idiopathic) I27.0
- valve I37.9
  - rheumatic I09.89
- pulp (dental) NOS K04.90
- pulseless M31.4
- Putnam's (subacute combined sclerosis with pernicious anemia) D51.0
- Pyle (-Cohn) (metaphyseal dysplasia) Q78.5
- ragpicker's or ragsorter's A22.1
- Raynaud's — *see* Raynaud's disease
- reactive airway — *see* Asthma
- Reclus' (cystic) — *see* Mastopathy, cystic
- rectum K62.9
  - specified NEC K62.89
- Refsum's (heredopathia atactica polyneuritiformis) G60.1
- renal (functional) (pelvis) (*see also* Disease, kidney) N28.9
  - with
    - edema — *see* Nephrosis
    - glomerular lesion — *see* Glomerulonephritis
      - with edema — *see* Nephrosis
    - interstitial nephritis N12
  - acute N28.9
  - chronic (*see also* Disease, kidney, chronic) N18.9
  - cystic, congenital Q61.9
  - diabetic — *see* E08-E13 with .22
  - end-stage (failure) N18.6
    - due to hypertension I12.0
  - fibrocystic (congenital) Q61.8
  - hypertensive — *see* Hypertension, kidney
  - lupus M32.14
  - phosphate-losing (tubular) N25.0
  - polycystic (congenital) Q61.3
    - adult type Q61.2
    - childhood type NEC Q61.19
      - collecting duct dilatation Q61.11

- rapidly progressive N01.9
- subacute N01.9

Rendu-Osler-Weber (familial hemorrhagic telangiectasia) I78.0
renovascular (arteriosclerotic) — *see* Hypertension, kidney
respiratory (tract) J98.9
- acute or subacute NOS J06.9
  - due to
    - chemicals, gases, fumes or vapors (inhalation) J68.3
    - external agent J70.9
      - specified NEC J70.8
    - radiation J70.0
    - smoke inhalation J70.5
  - noninfectious J39.8
- chronic NOS J98.9
  - due to
    - chemicals, gases, fumes or vapors J68.4
    - external agent J70.9
      - specified NEC J70.8
    - radiation J70.1
  - newborn P27.9
    - specified NEC P27.8
- due to
  - chemicals, gases, fumes or vapors J68.9
    - acute or subacute NEC J68.3
    - chronic J68.4
  - external agent J70.9
    - specified NEC J70.8
- newborn P28.9
  - specified type NEC P28.89
- upper J39.9
  - acute or subacute J06.9
  - noninfectious NEC J39.8
  - specified NEC J39.8
  - streptococcal J06.9

retina, retinal H35.9

Batten's or Batten-Mayou E75.4 *[H36.89]*
specified NEC H35.89
rheumatoid — *see* Arthritis, rheumatoid
rickettsial NOS A79.9
specified type NEC A79.89
Riga (-Fede) (cachectic aphthae) K14.0
Riggs' (compound periodontitis) — *see* Periodontitis
Ritter's L00
Rivalta's (cervicofacial actinomycosis) A42.2
Robles' (onchocerciasis) B73.01
rod body G71.21
Roger's (congenital interventricular septal defect) Q21.0
Rosenthal's (factor XI deficiency) D68.1
Rossbach's (hyperchlorhydria) K31.89
psychogenic F45.8
Ross River B33.1
Rotes Quérol — *see* Hyperostosis, ankylosing
Roth (-Bernhardt) — *see* Mononeuropathy, lower limb, meralgia paresthetica
Runeberg's (progressive pernicious anemia) D51.0
sacroiliac NEC M53.3
salivary gland or duct K11.9
inclusion B25.9
specified NEC K11.8
virus B25.9
sandworm B76.9
Schimmelbusch's — *see* Mastopathy, cystic
Schmorl's — *see* Schmorl's disease or nodes
Schönlein (-Henoch) (purpura rheumatica) D69.0
Schottmüller's — *see* Fever, paratyphoid
Schultz's (agranulocytosis) — *see* Agranulocytosis
Schwalbe-Ziehen-Oppenheim G24.1
Schwartz-Jampel G71.13
sclera H15.9
specified NEC H15.89

- scrofulous (tuberculous) A18.2
- scrotum N50.9
- sebaceous glands L73.9
- semilunar cartilage, cystic (*see also* Derangement, knee, meniscus, cystic)
- seminal vesicle N50.9
- serum NEC (*see also* Reaction, serum) T80.69 ☑
- sexually transmitted A64
  - anogenital
    - herpesviral infection — *see* Herpes, anogenital
    - warts A63.0
  - chancroid A57
  - chlamydial infection — *see* Chlamydia
  - gonorrhea — *see* Gonorrhea
  - granuloma inguinale A58
  - specified organism NEC A63.8
  - syphilis — *see* Syphilis
  - trichomoniasis — *see* Trichomoniasis
- Sézary C84.1 ☑
- shimamushi (scrub typhus) A75.3
- shipyard B30.0
- sickle-cell D57.1
  - with
    - acute chest syndrome D57.01
    - cerebral vascular involvement D57.03
    - crisis (painful) D57.00
      - with
        - complication specified NEC D57.09
        - dactylitis D57.04
    - dactylitis D57.04
    - pain (vaso-occlusive) D57.00
    - priapism D57.09
    - splenic sequestration D57.02
  - elliptocytosis D57.8 ☑
  - Hb-C D57.20
    - with
      - acute chest syndrome D57.211
      - cerebral vascular involvement D57.213
      - crisis D57.219

- with
  - dactylitis D57.214
  - specified complication NEC D57.218
- dactylitis D57.214
- pain (vaso-occlusive) D57.219
- priapism D57.218
- splenic sequestration D57.212
- without crisis D57.20

Hb-SD D57.80
- with
  - acute chest syndrome D57.811
  - cerebral vascular involvement D57.813
  - crisis D57.819
    - with
      - complication specified NEC D57.818
      - dactylitis D57.814
  - dactylitis D57.814
  - pain (vaso-occlusive) D57.819
  - priapism D57.818
  - splenic sequestration D57.812
- without crisis D57.80

Hb-SE D57.80
- with
  - acute chest syndrome D57.811
  - cerebral vascular involvement D57.813
  - crisis D57.819
    - with
      - complication specified NEC D57.818
      - dactylitis D57.814
  - dactylitis D57.814
  - pain (vaso-occlusive) D57.819
  - priapism D57.818
  - splenic sequestration D57.812
- without crisis D57.80

specified NEC D57.80
- with

- acute chest syndrome D57.811
- cerebral vascular involvement D57.813
- crisis D57.819
  - with
    - complication specified NEC D57.818
    - dactylitis D57.814
- dactylitis D57.814
- pain (vaso-occlusive) D57.819
- priapism D57.818
- splenic sequestration D57.812

without crisis D57.80

spherocytosis D57.80

with

- acute chest syndrome D57.811
- cerebral vascular involvement D57.813
- crisis D57.819
  - with complication specified NEC D57.818
- pain (vaso-occlusive) D57.819
- priapism D57.818
- splenic sequestration D57.812

without crisis D57.80

thalassemia D57.40

with

- acute chest syndrome D57.411
  - with dactylitis D57.414
  - with specified complication NEC D57.418
- cerebral vascular involvement D57.413
- crisis (painful) D57.419
  - with specified complication NEC D57.418
- dactylitis D57.414
- pain (vaso-occlusive) D57.419
- priapism D57.418
- splenic sequestration D57.412

beta plus D57.44

- with
  - acute chest syndrome D57.451
    - with dactylitis D57.454

- cerebral vascular involvement D57.453
- crisis D57.459
  - with specified complication NEC D57.458
- dactylitis D57.454
- pain (vaso-occlusive) D57.459
- priapism D57.458
- splenic sequestration D57.452

without crisis D57.44

beta zero D57.42

with

- acute chest syndrome D57.431
  - with dactylitis D57.434
- cerebral vascular involvement D57.433
- crisis D57.439
  - with specified complication NEC D57.438
- dactylitis D57.434
- pain (vaso-occlusive) D57.439
- priapism D57.438
- splenic sequestration D57.432

without crisis D57.42

without crisis D57.40

silo-filler's J68.8

- bronchitis J68.0
- pneumonitis J68.0
- pulmonary edema J68.1

simian B B00.4

Simons' (progressive lipodystrophy) E88.11

sin nombre virus B33.4

sinus — *see* Sinusitis

Sirkari's B55.0

sixth B08.20

- due to human herpesvirus 6 B08.21
- due to human herpesvirus 7 B08.22

skin L98.9

- due to metabolic disorder NEC E88.9 *[L99]*
- specified NEC L98.8

slim (HIV) B20
small vessel I73.9
Sneddon-Wilkinson (subcorneal pustular dermatosis) L13.1
South African creeping B88.09
spinal (cord) G95.9
- congenital Q06.9
- specified NEC G95.89

spine (*see also* Spondylopathy)
- joint — *see* Dorsopathy
- tuberculous A18.01

spinocerebellar (hereditary) G11.9
- specified NEC G11.8

spleen D73.9
- amyloid E85.4 *[D77]*
- organic D73.9
- polycystic Q89.09
- postinfectional D73.89

sponge-diver's — *see* Toxicity, venom, marine animal, sea anemone
Startle Q89.89
Steinert's G71.11
Sticker's (erythema infectiosum) B08.3
Stieda's (calcification, knee joint) — *see* Bursitis, tibial collateral
Stokes' (exophthalmic goiter) — *see* Hyperthyroidism, with, goiter (diffuse)
Stokes-Adams (syncope with heart block) I45.9
stomach K31.9
- functional, psychogenic F45.8
- specified NEC K31.89

stonemason's J62.8
storage
- glycogen — *see* Disease, glycogen storage
- mucopolysaccharide — *see* Mucopolysaccharidosis

striatopallidal system NEC G25.89
Stuart-Prower (congenital factor X deficiency) D68.2
Stuart's (congenital factor X deficiency) D68.2
subcutaneous tissue — *see* Disease, skin
supporting structures of teeth K08.9

- specified NEC K08.89
- suprarenal (capsule) (gland) E27.9
  - hyperfunction E27.0
  - specified NEC E27.8
- sweat glands L74.9
  - specified NEC L74.8
- Sweeley-Klionsky E75.21
- Swift (-Feer) — *see* Poisoning, mercury
- swimming-pool granuloma A31.1
- Sylvest's (epidemic pleurodynia) B33.0
- sympathetic nervous system G90.9
- synovium — *see* Disorder, synovium
- syphilitic — *see* Syphilis
- systemic tissue mast cell D47.02
- tanapox (virus) B08.71
- Tangier E78.6
- Tarral-Besnier (pityriasis rubra pilaris) L44.0
- Tauri's E74.09
- tear duct — *see* Disorder, lacrimal system
- tendon, tendinous (*see also* Disorder, tendon)
  - nodular — *see* Trigger finger
- terminal vessel I73.9
- testis N50.9
- thalassemia Hb-S — *see* Disease, sickle-cell, thalassemia
- Thaysen-Gee (nontropical sprue) K90.0
- Thomsen G71.12
- throat J39.2
  - septic J02.0
- thromboembolic — *see* Embolism
- thymus (gland) E32.9
  - specified NEC E32.8
- thyroid (gland) E07.9
  - heart (*see also* Hyperthyroidism) E05.90 *[I43]*
    - with thyroid storm E05.91 *[I43]*
  - specified NEC E07.89
- Tietze's M94.0
- tongue K14.9

- specified NEC K14.8
- tonsils, tonsillar (and adenoids) J35.9
- tooth, teeth K08.9
  - hard tissues K03.9
    - specified NEC K03.89
  - pulp NEC K04.99
  - specified NEC K08.89
- Tourette's F95.2
- trachea NEC J39.8
- tricuspid I07.9
  - nonrheumatic I36.9
- triglyceride-storage E75.5
- trophoblastic — *see* Mole, hydatidiform
- tsutsugamushi A75.3
- tube (fallopian) (noninflammatory) N83.9
  - inflammatory — *see* Salpingitis
  - specified NEC N83.8
- tuberculous NEC — *see* Tuberculosis
- tubo-ovarian (noninflammatory) N83.9
  - inflammatory — *see* Salpingo-oophoritis
  - specified NEC N83.8
- tubotympanic, chronic — *see* Otitis, media, suppurative, chronic, tubotympanic
- tubulo-interstitial N15.9
  - specified NEC N15.8
- tympanum — *see* Disorder, tympanic membrane
- Uhl's Q24.8
- Underwood's (sclerema neonatorum) P83.0
- Unverricht (-Lundborg) — *see* Epilepsy, generalized, idiopathic
- Urbach-Oppenheim (necrobiosis lipoidica diabeticorum) — *see* E08-E13 with .620
- ureter N28.9
  - in (due to)
    - schistosomiasis (bilharziasis) B65.0 *[N29]*
- urethra N36.9
  - specified NEC N36.8
- urinary (tract) N39.9

- bladder N32.9
  - specified NEC N32.89
- specified NEC N39.8
- uterus (noninflammatory) N85.9
  - infective — *see* Endometritis
  - inflammatory — *see* Endometritis
  - specified NEC N85.8
- uveal tract (anterior) H21.9
  - posterior H31.9
- vagabond's B85.1
- vagina, vaginal (noninflammatory) N89.9
  - inflammatory NEC N76.89
  - specified NEC N89.8
- valve, valvular I38
  - multiple I08.9
    - specified NEC I08.8
- van Creveld-von Gierke (glycogenosis I) E74.01
- vas deferens N50.9
- vascular I99.9
  - arteriosclerotic — *see* Arteriosclerosis
  - ciliary body NEC — *see* Disorder, iris, vascular
  - hypertensive — *see* Hypertension
  - iris NEC — *see* Disorder, iris, vascular
  - obliterative I77.1
    - peripheral I73.9
  - occlusive I99.8
  - peripheral (occlusive) I73.9
    - in diabetes mellitus — *see* E08-E13 with .51
- vasomotor I73.9
- vasospastic I73.9
- vein I87.9
- venereal (*see also* Disease, sexually transmitted) A64
  - chlamydial NEC A56.8

- anus A56.3
- genitourinary NOS A56.2
- pharynx A56.4
- rectum A56.3
- fifth A55
- sixth A55
- specified nature or type NEC A63.8

vertebra, vertebral (*see also* Spondylopathy)
- disc — *see* Disorder, disc

vibration — *see* Vibration, adverse effects

viral, virus (*see also* Disease, by type of virus) B34.9
- arbovirus NOS A94
- arthropod-borne NOS A94
- congenital P35.9
  - specified NEC P35.8
- Hanta (with renal manifestations) (Dobrava) (Puumala) (Seoul) A98.5
  - with pulmonary manifestations (Andes) (Bayou) (Bermejo) (Black Creek Canal) (Choclo) (Juquitiba) (Laguna negra) (Lechiguanas) (New York) (Oran) (Sin nombre) B33.4
- Hantaan (Korean hemorrhagic fever) A98.5
- human immunodeficiency (HIV) B20
- Kunjin A83.4
- nonarthropod-borne NOS B34.9
- Powassan A84.81
- Rocio (encephalitis) A83.6
- Sin nombre (Hantavirus) (cardio)-pulmonary syndrome) B33.4
- Tahyna B33.8
- vesicular stomatitis A93.8

vitreous H43.9
- specified NEC H43.89

vocal cord J38.3

Volkmann's, acquired T79.6

von Eulenburg's (congenital paramyotonia) G71.19

von Gierke's (glycogenosis I) E74.01

von Graefe's — *see* Strabismus, paralytic, ophthalmoplegia, progressive

von Willebrand (-Jürgens) (angiohemophilia) D68.00

- acquired D68.04
- platelet-type D68.09
- pseudo D68.09
- specified NEC D68.09
- type 1 D68.01
- type 1C D68.01
- type 2 D68.029
  - type 2A D68.020
  - type 2B D68.021
  - type 2M D68.022
  - type 2N D68.023
- type 3 D68.03

Vrolik's (osteogenesis imperfecta) Q78.0

vulva (noninflammatory) N90.9
- inflammatory NEC N76.89
- specified NEC N90.89

Wallgren's (obstruction of splenic vein with collateral circulation) I87.8

Wassilieff's (leptospiral jaundice) A27.0

wasting NEC E88.A
- due to
  - malnutrition E43
    - with marasmus E41
  - underlying condition E88.A

Waterhouse-Friderichsen A39.1

Wegner's (syphilitic osteochondritis) A50.02

Weil's (leptospiral jaundice of lung) A27.0

Weir Mitchell's (erythromelalgia) I73.81

Werdnig-Hoffmann G12.0

Wermer's E31.21

Werner-His (trench fever) A79.0

Werner-Schultz (neutropenic splenomegaly) D73.81

Wernicke-Posadas B38.9

whipworm B79

white blood cells D72.9
- specified NEC D72.89

- white matter R90.82
- white-spot, meaning lichen sclerosus et atrophicus L90.0
  - penis N48.0
  - vulva N90.4
- Wilkie's K55.1
- Wilkinson-Sneddon (subcorneal pustular dermatosis) L13.1
- Willis' — *see* Diabetes
- Wilson's (hepatolenticular degeneration) E83.01
- woolsorter's A22.1
- yaba monkey tumor B08.72
- yaba pox (virus) B08.72
- Zika virus A92.5
  - congenital P35.4
- zoonotic, bacterial A28.9
  - specified type NEC A28.8

Disfigurement (due to scar) L90.5
Disgerminoma — *see* Dysgerminoma
DISH (diffuse idiopathic skeletal hyperostosis) — *see* Hyperostosis, ankylosing
Disinsertion, retina — *see* Detachment, retina
Dislocatable hip, congenital Q65.6
Dislocation (articular)

- with fracture — *see* Fracture
- acromioclavicular (joint) S43.10 ☑
  - with displacement
    - 100%-200% S43.12 ☑
    - more than 200% S43.13 ☑
  - inferior S43.14 ☑
  - posterior S43.15 ☑
- ankle S93.0 ☑
- astragalus — *see* Dislocation, ankle
- atlantoaxial S13.121 ☑
- atlantooccipital S13.111 ☑
- atloidooccipital S13.111 ☑
- breast bone S23.29 ☑
- capsule, joint - code by site under Dislocation
- carpal (bone) — *see* Dislocation, wrist
- carpometacarpal (joint) NEC S63.05 ☑

- thumb S63.04
- cartilage (joint) - code by site under Dislocation
- cervical spine (vertebra) — *see* Dislocation, vertebra, cervical
- chronic — *see* Dislocation, recurrent
- clavicle — *see* Dislocation, acromioclavicular joint
- coccyx S33.2
- congenital NEC Q68.8
- coracoid — *see* Dislocation, shoulder
- costal cartilage S23.29
- costochondral S23.29
- cricoarytenoid articulation S13.29
- cricothyroid articulation S13.29
- dorsal vertebra — *see* Dislocation, vertebra, thoracic
- ear ossicle — *see* Discontinuity, ossicles, ear
- elbow S53.10
  - congenital Q68.8
  - pathological — *see* Dislocation, pathological NEC, elbow
  - radial head alone — *see* Dislocation, radial head
  - recurrent — *see* Dislocation, recurrent, elbow
  - traumatic S53.10
    - anterior S53.11
    - lateral S53.14
    - medial S53.13
    - posterior S53.12
    - specified type NEC S53.19
- eye, nontraumatic — *see* Luxation, globe
- eyeball, nontraumatic — *see* Luxation, globe
- femur
  - distal end — *see* Dislocation, knee
  - proximal end — *see* Dislocation, hip
- fibula
  - distal end — *see* Dislocation, ankle
  - proximal end — *see* Dislocation, knee
- finger S63.25
  - index S63.25
  - interphalangeal S63.27
    - distal S63.29

- index S63.29
- little S63.29
- middle S63.29
- ring S63.29
- index S63.27
- little S63.27
- middle S63.27
- proximal S63.28
- index S63.28
- little S63.28
- middle S63.28
- ring S63.28
- ring S63.27
- little S63.25
- metacarpophalangeal S63.26
- index S63.26
- little S63.26
- middle S63.26
- ring S63.26
- middle S63.25
- recurrent — *see* Dislocation, recurrent, finger
- ring S63.25
- thumb — *see* Dislocation, thumb

foot S93.30
- recurrent — *see* Dislocation, recurrent, foot
- specified site NEC S93.33
- tarsal joint S93.31
- tarsometatarsal joint S93.32
- toe — *see* Dislocation, toe

fracture — *see* Fracture

glenohumeral (joint) — *see* Dislocation, shoulder

glenoid — *see* Dislocation, shoulder

habitual — *see* Dislocation, recurrent

hip S73.00
- anterior S73.03
- obturator S73.02

- central S73.04
- congenital (total) Q65.2
  - bilateral Q65.1
  - partial Q65.5
    - bilateral Q65.4
    - unilateral Q65.3
  - unilateral Q65.0
- developmental M24.85
- pathological — *see* Dislocation, pathological NEC, hip
- posterior S73.01
- recurrent — *see* Dislocation, recurrent, hip

humerus, proximal end — *see* Dislocation, shoulder

incomplete — *see* Subluxation, by site

incus — *see* Discontinuity, ossicles, ear

infracoracoid — *see* Dislocation, shoulder

innominate (pubic junction) (sacral junction) S33.39
- acetabulum — *see* Dislocation, hip

interphalangeal (joint(s))
- finger S63.279
  - distal S63.29
    - index S63.29
    - little S63.29
    - middle S63.29
    - ring S63.29
  - index S63.27
  - little S63.27
  - middle S63.27
  - proximal S63.28
    - index S63.28
    - little S63.28
    - middle S63.28
    - ring S63.28
  - ring S63.27
- foot or toe — *see* Dislocation, toe
- thumb S63.12

- jaw (cartilage) (meniscus) S03.0
- joint prosthesis — *see* Complications, joint prosthesis, mechanical, displacement, by site
- knee S83.106
  - cap — *see* Dislocation, patella
  - congenital Q68.2
  - old M23.8X
  - patella — *see* Dislocation, patella
  - pathological — *see* Dislocation, pathological NEC, knee
  - proximal tibia
    - anteriorly S83.11
    - laterally S83.14
    - medially S83.13
    - posteriorly S83.12
  - recurrent (*see also* Derangement, knee, specified NEC)
  - specified type NEC S83.19
- lacrimal gland H04.16
- lens (complete) H27.10
  - anterior H27.12
  - congenital Q12.1
  - ocular implant — *see* Complications, intraocular lens
  - partial H27.11
  - posterior H27.13
  - traumatic S05.8X
- ligament - code by site under Dislocation
- lumbar (vertebra) — *see* Dislocation, vertebra, lumbar
- lumbosacral (vertebra) (*see also* Dislocation, vertebra, lumbar)
  - congenital Q76.49
- mandible S03.0
- meniscus (knee) — *see* Tear, meniscus
  - other sites - code by site under Dislocation
- metacarpal (bone)
  - distal end — *see* Dislocation, finger
  - proximal end S63.06
- metacarpophalangeal (joint)
  - finger S63.26

- index S63.26
- little S63.26
- middle S63.26
- ring S63.26
- thumb S63.11

metatarsal (bone) — *see* Dislocation, foot
metatarsophalangeal (joint(s)) — *see* Dislocation, toe
midcarpal (joint) S63.03
midtarsal (joint) — *see* Dislocation, foot
neck S13.20
- specified site NEC S13.29
- vertebra — *see* Dislocation, vertebra, cervical

nose (septal cartilage) S03.1
occipitoatloid S13.111
old — *see* Derangement, joint, specified type NEC
ossicles, ear — *see* Discontinuity, ossicles, ear
partial — *see* Subluxation, by site
patella S83.006
- congenital Q74.1
- lateral S83.01
- recurrent (nontraumatic) M22.0
  - incomplete M22.1
- specified type NEC S83.09

pathological NEC M24.30
- ankle M24.37
- elbow M24.32
- foot joint M24.37
- hand joint M24.34
- hip M24.35
- knee M24.36
- lumbosacral joint — *see* subcategory M53.2
- pelvic region — *see* Dislocation, pathological, hip
- sacroiliac — *see* subcategory M53.2
- shoulder M24.31
- specified site NEC M24.39
- wrist M24.33

- pelvis NEC S33.30
  - specified NEC S33.39
- phalanx
  - finger or hand — *see* Dislocation, finger
  - foot or toe — *see* Dislocation, toe
- prosthesis, internal — *see* Complications, prosthetic device, by site, mechanical
- radial head S53.006
  - anterior S53.01
  - posterior S53.02
  - specified type NEC S53.09
- radiocarpal (joint) S63.02
- radiohumeral (joint) — *see* Dislocation, radial head
- radioulnar (joint)
  - distal S63.01
  - proximal — *see* Dislocation, elbow
- radius
  - distal end — *see* Dislocation, wrist
  - proximal end — *see* Dislocation, radial head
- recurrent M24.40
  - ankle M24.47
  - elbow M24.42
  - finger M24.44
  - foot joint M24.47
  - hand joint M24.44
  - hip M24.45
  - knee M24.46
    - patella — *see* Dislocation, patella, recurrent
  - patella — *see* Dislocation, patella, recurrent
  - sacroiliac — *see* subcategory M53.2
  - shoulder M24.41
  - specified site NEC M24.49
  - toe M24.47
  - vertebra (*see also* subcategory) M43.5
    - atlantoaxial M43.4
      - with myelopathy M43.3

- wrist M24.43
- rib (cartilage) S23.29
- sacrococcygeal S33.2
- sacroiliac (joint) (ligament) S33.2
  - congenital Q74.2
  - recurrent — *see* subcategory M53.2
- sacrum S33.2
- scaphoid (bone) (hand) (wrist) — *see* Dislocation, wrist
  - foot — *see* Dislocation, foot
- scapula — *see* Dislocation, shoulder, girdle, scapula
- semilunar cartilage, knee — *see* Tear, meniscus
- septal cartilage (nose) S03.1
- septum (nasal) (old) J34.2
- sesamoid bone - code by site under Dislocation
- shoulder (blade) (ligament) (joint) (traumatic) S43.006
  - acromioclavicular — *see* Dislocation, acromioclavicular
  - chronic — *see* Dislocation, recurrent, shoulder
  - congenital Q68.8
  - girdle S43.30
    - scapula S43.31
    - specified site NEC S43.39
  - humerus S43.00
    - anterior S43.01
    - inferior S43.03
    - posterior S43.02
  - pathological — *see* Dislocation, pathological NEC, shoulder
  - recurrent — *see* Dislocation, recurrent, shoulder
  - specified type NEC S43.08
- spine
  - cervical — *see* Dislocation, vertebra, cervical
  - congenital Q76.49
  - due to birth trauma P11.5
  - lumbar — *see* Dislocation, vertebra, lumbar
  - thoracic — *see* Dislocation, vertebra, thoracic
- spontaneous — *see* Dislocation, pathological
- sternoclavicular (joint) S43.206

- anterior S43.21
- posterior S43.22
- sternum S23.29
- subglenoid — *see* Dislocation, shoulder
- symphysis pubis S33.4
- talus — *see* Dislocation, ankle
- tarsal (bone(s)) (joint(s)) — *see* Dislocation, foot
- tarsometatarsal (joint(s)) — *see* Dislocation, foot
- temporomandibular (joint) S03.0
- thigh, proximal end — *see* Dislocation, hip
- thorax S23.20
  - specified site NEC S23.29
  - vertebra — *see* Dislocation, vertebra
- thumb S63.10
  - interphalangeal joint — *see* Dislocation, interphalangeal (joint), thumb
  - metacarpophalangeal joint — *see* Dislocation, metacarpophalangeal (joint), thumb
- thyroid cartilage S13.29
- tibia
  - distal end — *see* Dislocation, ankle
  - proximal end — *see* Dislocation, knee
- tibiofibular (joint)
  - distal — *see* Dislocation, ankle
  - superior — *see* Dislocation, knee
- toe(s) S93.106
  - great S93.10
    - interphalangeal joint S93.11
    - metatarsophalangeal joint S93.12
  - interphalangeal joint S93.119
  - lesser S93.106
    - interphalangeal joint S93.11
    - metatarsophalangeal joint S93.12
  - metatarsophalangeal joint S93.12
- tooth S03.2
- trachea S23.29
- ulna
  - distal end S63.07
  - proximal end — *see* Dislocation, elbow

- ulnohumeral (joint) — *see* Dislocation, elbow
- vertebra (articular process) (body) (traumatic)
  - cervical S13.101 ☑
    - atlantoaxial joint S13.121 ☑
    - atlantooccipital joint S13.111 ☑
    - atloidooccipital joint S13.111 ☑
    - joint between
      - C0 and C1 S13.111 ☑
      - C1 and C2 S13.121 ☑
      - C2 and C3 S13.131 ☑
      - C3 and C4 S13.141 ☑
      - C4 and C5 S13.151 ☑
      - C5 and C6 S13.161 ☑
      - C6 and C7 S13.171 ☑
      - C7 and T1 S13.181 ☑
    - occipitoatloid joint S13.111 ☑
  - congenital Q76.49
  - lumbar S33.101 ☑
    - joint between
      - L1 and L2 S33.111 ☑
      - L2 and L3 S33.121 ☑
      - L3 and L4 S33.131 ☑
      - L4 and L5 S33.141 ☑
  - nontraumatic — *see* Displacement, intervertebral disc
  - partial — *see* Subluxation, by site
  - recurrent NEC — *see* subcategory M43.5 ☑
  - thoracic S23.101 ☑
    - joint between
      - T1 and T2 S23.111 ☑
      - T2 and T3 S23.121 ☑
      - T3 and T4 S23.123 ☑
      - T4 and T5 S23.131 ☑
      - T5 and T6 S23.133 ☑
      - T6 and T7 S23.141 ☑
      - T7 and T8 S23.143 ☑
      - T8 and T9 S23.151 ☑
      - T9 and T10 S23.153 ☑
      - T10 and T11 S23.161 ☑
      - T11 and T12 S23.163 ☑
      - T12 and L1 S23.171 ☑

- wrist (carpal bone) S63.006
  - carpometacarpal joint — *see* Dislocation, carpometacarpal (joint)
  - distal radioulnar joint — *see* Dislocation, radioulnar (joint), distal
  - metacarpal bone, proximal — *see* Dislocation, metacarpal (bone), proximal end
  - midcarpal — *see* Dislocation, midcarpal (joint)
  - radiocarpal joint — *see* Dislocation, radiocarpal (joint)
  - recurrent — *see* Dislocation, recurrent, wrist
  - specified site NEC S63.09
  - ulna — *see* Dislocation, ulna, distal end
- xiphoid cartilage S23.29

Disorder(of) (*see also* Disease)

- acantholytic L11.9
  - specified NEC L11.8
- acute
  - psychotic — *see* Psychosis, acute
  - stress F43.0
- adjustment (grief) F43.20
  - with
    - anxiety F43.22
      - with depressed mood F43.23
    - conduct disturbance F43.24
      - with emotional disturbance F43.25
    - depressed mood F43.21
      - with anxiety F43.23
    - other specified symptom F43.29
- adrenal (capsule) (gland) (medullary) E27.9
  - specified NEC E27.8
- adrenogenital (*see also* Adrenogenital syndrome) E25.9
  - drug-induced E25.8
  - iatrogenic E25.8
  - idiopathic E25.8
- adult personality (and behavior) F69
  - specified NEC F68.8
- affective (mood) — *see* Disorder, mood
- aggressive, unsocialized F91.1
- alcohol-related F10.99
  - with

- amnestic disorder, persisting F10.96
- anxiety disorder F10.980
- dementia, persisting F10.97
- intoxication F10.929
  - with delirium F10.921
  - uncomplicated F10.920
- mood disorder F10.94
- other specified F10.988
- psychotic disorder F10.959
  - with
    - delusions F10.950
    - hallucinations F10.951
- sexual dysfunction F10.981
- sleep disorder F10.982

alcohol use

- mild F10.10
  - with
    - alcohol-induced
      - anxiety disorder F10.180
      - bipolar and related disorder F10.14
      - depressive disorder F10.14
      - psychotic disorder F10.159
      - sexual dysfunction F10.181
      - sleep disorder F10.182
    - alcohol intoxication F10.129
      - delirium F10.121
  - in remission (early) (sustained) F10.11
- moderate or severe F10.20
  - with
    - alcohol-induced
      - anxiety disorder F10.280
      - bipolar and related disorder F10.24
      - depressive disorder F10.24
      - major neurocognitive disorder, amnestic-confabulatory type F10.26
      - major neurocognitive disorder, nonamnestic-confabulatory type F10.27
      - mild neurocognitive disorder F10.288
      - psychotic disorder F10.259
      - sexual dysfunction F10.281
      - sleep disorder F10.282

- alcohol intoxication F10.229
  - delirium F10.221
- in remission (early) (sustained) F10.21

allergic — *see* Allergy
alveolar NEC J84.09
amino-acid
- cystathioninuria E72.19
- cystinosis E72.04
- cystinuria E72.01
- glycinuria E72.09
- homocystinuria E72.11
- metabolism — *see* Disturbance, metabolism, amino-acid
  - specified NEC E72.89
- neonatal, transitory P74.8
- renal transport NEC E72.09
- transport NEC E72.09

amnesic, amnestic
- alcohol-induced F10.96
  - with dependence F10.26
- due to (secondary to) general medical condition F04
- psychoactive NEC-induced F19.96
  - with
    - abuse F19.16
    - dependence F19.26
- sedative, hypnotic or anxiolytic-induced F13.96
  - with dependence F13.26

amphetamine-type substance use
- mild F15.10
  - in remission (early) (sustained) F15.11
- moderate F15.20
  - in remission (early) (sustained) F15.21
- severe F15.20
  - in remission (early) (sustained) F15.21

amphetamine (or other stimulant) use
- mild
  - with
    - amphetamine (or other stimulant)-induced

- anxiety disorder F15.180
- bipolar and related disorder F15.14
- depressive disorder F15.14
- obsessive-compulsive and related disorder F15.188
- psychotic disorder F15.159
- sexual dysfunction F15.181

- amphetamine, cocaine, or other stimulant intoxication
  - with perceptual disturbances F15.122
  - without perceptual disturbances F15.129
- intoxication delirium F15.121

- moderate or severe
  - with
    - amphetamine (or other stimulant)-induced
      - anxiety disorder F15.280
      - obsessive-compulsive and related disorder F15.288
      - sexual dysfunction F15.281
      - bipolar and related disorder F15.24
      - depressive disorder F15.24
      - psychotic disorder F15.259
    - amphetamine, cocaine, or other stimulant intoxication
      - with perceptual disturbances F15.222
      - without perceptual disturbances F15.229
    - intoxication delirium F15.221

- anaerobic glycolysis with anemia D55.29
- anxiety F41.9
  - due to (secondary to)
    - alcohol F10.980
      - in
        - abuse F10.180
        - dependence F10.280
    - amphetamine F15.980
      - in
        - abuse F15.180
        - dependence F15.280
    - anxiolytic F13.980
      - in

- abuse F13.180
- dependence F13.280

caffeine F15.980
- in
  - abuse F15.180
  - dependence F15.280

cannabis F12.980
- in
  - abuse F12.180
  - dependence F12.280

cocaine F14.980
- in
  - abuse F14.180
  - dependence F14.180

general medical condition F06.4

hallucinogen F16.980
- in
  - abuse F16.180
  - dependence F16.280

hypnotic F13.980
- in
  - abuse F13.180
  - dependence F13.280

inhalant F18.980
- in
  - abuse F18.180
  - dependence F18.280

phencyclidine F16.980
- in
  - abuse F16.180
  - dependence F16.280

psychoactive substance NEC F19.980
- in
  - abuse F19.180
  - dependence F19.280

sedative F13.980

- in
  - abuse F13.180
  - dependence F13.280
- volatile solvents F18.980
  - in
    - abuse F18.180
    - dependence F18.280
- generalized F41.1
- illness F45.21
- mixed
  - with depression (mild) F41.8
  - specified NEC F41.3
- organic F06.4
- phobic F40.9
  - of childhood F40.8
- specified NEC F41.8

aortic valve — *see* Endocarditis, aortic

aromatic amino-acid metabolism E70.9
- specified NEC E70.89

arteriole NEC I77.89

artery NEC I77.89

articulation — *see* Disorder, joint

attachment (childhood)
- disinhibited F94.2
- reactive F94.1

attention-deficit hyperactivity (adolescent) (adult) (child) F90.9
- combined
  - presentation F90.2
  - type F90.2
- hyperactive
  - impulsive presentation F90.1
  - type F90.1
- inattentive
  - presentation F90.0
  - type F90.0
- specified type NEC F90.8

- attention-deficit without hyperactivity (adolescent) (adult) (child) F98.8
- auditory processing (central) H93.25
- autistic F84.0
- autism spectrum F84.0
- autoimmune D89.89
- autonomic nervous system G90.9
  - specified NEC G90.89
- avoidant
  - child or adolescent F40.10
  - restrictive food intake F50.82
- balance
  - acid-base E87.8
    - mixed E87.4
  - electrolyte E87.8
  - fluid NEC E87.8
- behavioral (disruptive) — *see* Disorder, conduct
- bereavement, persistent complex F43.81
- beta-amino-acid metabolism E72.89
- bile acid and cholesterol metabolism E78.70
  - Barth syndrome E78.71
  - other specified E78.79
  - Smith-Lemli-Opitz syndrome E78.72
- bilirubin excretion E80.6
- binge eating F50.81 ☑
- binocular
  - movement H51.9
    - convergence
      - excess H51.12
      - insufficiency H51.11
    - internuclear ophthalmoplegia — *see* Ophthalmoplegia, internuclear
    - palsy of conjugate gaze H51.0
    - specified type NEC H51.8
  - vision NEC — *see* Disorder, vision, binocular
- bipolar (I) (seasonal) (type 1) F31.9
  - and related due to a known physiological condition
    - with

- manic features F06.33
- manic- or hypomanic-like episodes F06.33
- mixed features F06.34

current (or most recent) episode

- depressed F31.9
  - with psychotic features F31.5
  - without psychotic features F31.30
    - mild F31.31
    - moderate F31.32
    - severe (without psychotic features) F31.4
      - with psychotic features F31.5
- hypomanic F31.0
- manic F31.9
  - with psychotic features F31.2
  - without psychotic features F31.10
    - mild F31.11
    - moderate F31.12
    - severe (without psychotic features) F31.13
      - with psychotic features F31.2
- mixed F31.60
  - mild F31.61
  - moderate F31.62
  - severe (without psychotic features) F31.63
    - with psychotic features F31.64
- severe depression (without psychotic features) F31.4
  - with psychotic features F31.5

in remission (currently) F31.70

- in full remission
  - most recent episode
    - depressed F31.76
    - hypomanic F31.72
    - manic F31.74
    - mixed F31.78
- in partial remission
  - most recent episode

- depressed F31.75
- hypomanic F31.71
- manic F31.73
- mixed F31.77
- II (type 2) F31.81
- organic F06.30
- single manic episode F30.9
  - mild F30.11
  - moderate F30.12
  - severe (without psychotic symptoms) F30.13
    - with psychotic symptoms F30.2
- specified NEC F31.89

bladder N32.9
- functional NEC N31.9
- in schistosomiasis B65.0 *[N33]*
- specified NEC N32.89

bleeding D68.9

blood D75.9
- in congenital early syphilis A50.09 *[D77]*

body dysmorphic F45.22

bone M89.9
- continuity M84.9
  - specified type NEC M84.80
    - ankle M84.87 ☑
    - fibula M84.86 ☑
    - foot M84.87 ☑
    - hand M84.84 ☑
    - humerus M84.82 ☑
    - neck M84.88
    - pelvis M84.859
    - radius M84.83 ☑
    - rib M84.88
    - shoulder M84.81 ☑
    - skull M84.88
    - thigh M84.85 ☑
    - tibia M84.86 ☑
    - ulna M84.83 ☑
    - vertebra M84.88

- density and structure M85.9
  - cyst (*see also* Cyst, bone, specified type NEC)
    - aneurysmal — *see* Cyst, bone, aneurysmal
    - solitary — *see* Cyst, bone, solitary
  - diffuse idiopathic skeletal hyperostosis — *see* Hyperostosis, ankylosing
  - fibrous dysplasia (monostotic) — *see* Dysplasia, fibrous, bone
  - fluorosis — *see* Fluorosis, skeletal
  - hyperostosis of skull M85.2
  - osteitis condensans — *see* Osteitis, condensans
  - specified type NEC M85.8 ☑
    - ankle M85.87 ☑
    - foot M85.87 ☑
    - forearm M85.83 ☑
    - hand M85.84 ☑
    - lower leg M85.86 ☑
    - multiple sites M85.89
    - neck M85.88
    - rib M85.88
    - shoulder M85.81 ☑
    - skull M85.88
    - thigh M85.85 ☑
    - upper arm M85.82 ☑
    - vertebra M85.88
- development and growth NEC M89.20
  - carpus M89.24 ☑
  - clavicle M89.21 ☑
  - femur M89.25 ☑
  - fibula M89.26 ☑
  - finger M89.24 ☑
  - humerus M89.22 ☑
  - ilium M89.28
  - ischium M89.28
  - metacarpus M89.24 ☑
  - metatarsus M89.27 ☑
  - multiple sites M89.29
  - neck M89.28
  - radius M89.23 ☑

- rib M89.28
- scapula M89.21
- skull M89.28
- tarsus M89.27
- tibia M89.26
- toe M89.27
- ulna M89.23
- vertebra M89.28
- specified type NEC M89.8X

brachial plexus G54.0

branched-chain amino-acid metabolism E71.2

- specified NEC E71.19

breast N64.9

- agalactia — *see* Agalactia
- associated with
  - lactation O92.70
    - specified NEC O92.79
  - pregnancy O92.20
    - specified NEC O92.29
  - puerperium O92.20
    - specified NEC O92.29
- cracked nipple — *see* Cracked nipple
- galactorrhea — *see* Galactorrhea
- hypogalactia O92.4
- lactation disorder NEC O92.79
- mastitis — *see* Mastitis
- nipple infection — *see* Infection, nipple
- retracted nipple — *see* Retraction, nipple
- specified type NEC N64.89

Briquet's F45.0

bullous, in diseases classified elsewhere L14

caffeine use

- mild
  - with
    - caffeine-induced

- anxiety disorder F15.180
- sleep disorder F15.182
- moderate or severe
  - with
    - caffeine-induced
      - anxiety disorder F15.280
      - sleep disorder F15.282
- cannabis use
  - mild F12.10
    - with
      - cannabis-induced
        - anxiety disorder F12.180
        - psychotic disorder F12.159
        - sleep disorder F12.188
      - cannabis intoxication delirium F12.121
        - with perceptual disturbances F12.122
        - without perceptual disturbances F12.129
    - in remission (early) (sustained) F12.11
  - moderate or severe F12.20
    - with
      - cannabis-induced
        - anxiety disorder F12.280
        - psychotic disorder F12.259
        - sleep disorder F12.288
      - cannabis intoxication
        - with perceptual disturbances F12.222
        - without perceptual disturbances F12.229
      - delirium F12.221
    - in remission (early) (sustained) F12.21
- carbohydrate
  - absorption, intestinal NEC E74.39
  - metabolism (congenital) E74.9
    - specified NEC E74.89
- cardiac, functional I51.89
- carnitine metabolism E71.40
- cartilage M94.9

- articular NEC — *see* Derangement, joint, articular cartilage
  - chondrocalcinosis — *see* Chondrocalcinosis
- specified type NEC M94.8X ☑
  - articular — *see* Derangement, joint, articular cartilage
  - multiple sites M94.8X0
- catatonia (due to known physiological condition) (with another mental disorder) F06.1
- catatonic NOS F06.1
  - due to (secondary to) known physiological condition F06.1
  - organic NOS F06.1
- central auditory processing H93.25
- cervical
  - region NEC M53.82
  - root (nerve) NEC G54.2
- character NOS F60.9
- childhood disintegrative NEC F84.3
- cholesterol and bile acid metabolism E78.70
  - Barth syndrome E78.71
  - other specified E78.79
  - Smith-Lemli-Opitz syndrome E78.72
- choroid H31.9
  - atrophy — *see* Atrophy, choroid
  - degeneration — *see* Degeneration, choroid
  - detachment — *see* Detachment, choroid
  - dystrophy — *see* Dystrophy, choroid
  - hemorrhage — *see* Hemorrhage, choroid
  - rupture — *see* Rupture, choroid
  - scar — *see* Scar, chorioretinal
  - solar retinopathy — *see* Retinopathy, solar
  - specified type NEC H31.8
- ciliary body — *see* Disorder, iris
  - degeneration — *see* Degeneration, ciliary body
- citrate metabolism NEC E74.829
- citrate transporter, SLC13A5 E74.820
- coagulation (factor) (*see also* Defect, coagulation) D68.9
  - newborn, transient P61.6
- cocaine use
  - mild F14.10
    - with

- amphetamine, cocaine, or other stimulant intoxication
  - with perceptual disturbances F14.122
  - without perceptual disturbances F14.129
- cocaine-induced
  - anxiety disorder F14.180
  - bipolar and related disorder F14.14
  - depressive disorder F14.14
  - obsessive-compulsive and related disorder F14.188
  - psychotic disorder F14.159
  - sexual dysfunction F14.181
  - sleep disorder F14.182
- cocaine intoxication delirium F14.121
- in remission (early) (sustained) F14.11
- moderate or severe F14.20
  - with
    - amphetamine, cocaine, or other stimulant intoxication
      - with perceptual disturbances F14.222
      - without perceptual disturbances F14.229
    - cocaine-induced
      - anxiety disorder F14.280
      - bipolar and related disorder F14.24
      - depressive disorder F14.24
      - obsessive-compulsive and related disorder F14.288
      - psychotic disorder F14.259
      - sexual dysfunction F14.281
      - sleep disorder F14.282
    - cocaine intoxication delirium F14.221
  - in remission (early) (sustained) F14.21
- coccyx NEC M53.3
- cognitive F09
  - due to (secondary to) general medical condition F09
  - persisting R41.89
    - due to
      - alcohol F10.97
        - with dependence F10.27

- anxiolytics F13.97
  - with dependence F13.27
- hypnotics F13.97
  - with dependence F13.27
- sedatives F13.97
  - with dependence F13.27
- specified substance NEC F19.97
  - with
    - abuse F19.17
    - dependence F19.27

communication F80.9
- social pragmatic F80.82

conduct (childhood) F91.9
- adjustment reaction — *see* Disorder, adjustment
- adolescent onset type F91.2
- childhood onset type F91.1
- compulsive F63.9
- confined to family context F91.0
- depressive F91.8
- group type F91.2
- hyperkinetic — *see* Disorder, attention-deficit hyperactivity
- oppositional defiance F91.3
- socialized F91.2
- solitary aggressive type F91.1
- specified NEC F91.8
- unsocialized (aggressive) F91.1

conduction, heart I45.9

congenital glycosylation (CDG) E74.89

conjunctiva H11.9
- infection — *see* Conjunctivitis

connective tissue, localized L94.9
- specified NEC L94.8

conversion (functional neurological symptom disorder)
- with

- abnormal movement F44.4
- anesthesia or sensory loss F44.6
- attacks or seizures F44.5
- mixed symptoms F44.7
- special sensory symptoms F44.6
- speech symptoms F44.4
- swallowing symptoms F44.4
- weakness or paralysis F44.4

convulsive (secondary) — *see* Convulsions
cornea H18.9
- deformity — *see* Deformity, cornea
- degeneration — *see* Degeneration, cornea
- deposits — *see* Deposit, cornea
- due to contact lens H18.82 ☑
  - specified as edema — *see* Edema, cornea
- edema — *see* Edema, cornea
- keratitis — *see* Keratitis
- keratoconjunctivitis — *see* Keratoconjunctivitis
- membrane change — *see* Change, corneal membrane
- neovascularization — *see* Neovascularization, cornea
- scar — *see* Opacity, cornea
- specified type NEC H18.89 ☑
- ulcer — *see* Ulcer, cornea

corpus cavernosum N48.9
cranial nerve — *see* Disorder, nerve, cranial
Cyclin-Dependent Kinase-Like 5 Deficiency (CDKL5) G40.42
cyclothymic F34.0
defiant oppositional F91.3
delusional (persistent) (systematized) F22
- induced F24

depersonalization F48.1
depressive F32.A
- due to known physiological condition
  - with
    - depressive features F06.31
    - major depressive-like episode F06.32
    - mixed features F06.34

- major F32.9
  - with psychotic symptoms F32.3
  - in remission (full) F32.5
    - partial F32.4
  - recurrent F33.9
    - with psychotic features F33.3
  - single episode F32.9
    - mild F32.0
    - moderate F32.1
    - severe (without psychotic symptoms) F32.2
      - with psychotic symptoms F32.3
- organic F06.31
- persistent F34.1
- recurrent F33.9
  - current episode
    - mild F33.0
    - moderate F33.1
    - severe (without psychotic symptoms) F33.2
      - with psychotic symptoms F33.3
  - in remission F33.40
    - full F33.42
    - partial F33.41
  - specified NEC F33.8
- single episode — *see* Episode, depressive
- specified NEC F32.89

- developmental F89
  - arithmetical skills F81.2
  - coordination (motor) F82
  - expressive writing F81.81
  - language F80.9
    - expressive F80.1
    - mixed receptive and expressive F80.2
    - receptive type F80.2
    - specified NEC F80.89
  - learning F81.9
    - arithmetical F81.2
    - reading F81.0

- mixed F88
- motor coordination or function F82
- pervasive F84.9
  - specified NEC F84.8
- phonological F80.0
- reading F81.0
- scholastic skills (*see also* Disorder, learning)
  - mixed F81.89
- specified NEC F88
- speech F80.9
  - articulation F80.0
  - specified NEC F80.89
- written expression F81.81

diaphragm J98.6

digestive (system) K92.9
- newborn P78.9
  - specified NEC P78.89
- postprocedural — *see* Complication, gastrointestinal
- psychogenic F45.8

disc (intervertebral) M51.9
- with
  - myelopathy
    - cervical region M50.00
    - cervicothoracic region M50.03
    - high cervical region M50.01
    - lumbar region M51.06
    - mid-cervical region M50.020
    - sacrococcygeal region M53.3
    - thoracic region M51.04
    - thoracolumbar region M51.05
  - radiculopathy
    - cervical region M50.10
    - cervicothoracic region M50.13
    - high cervical region M50.11
    - lumbar region M51.16
    - lumbosacral region M51.17
    - mid-cervical region M50.120
    - sacrococcygeal region M53.3
    - thoracic region M51.14
    - thoracolumbar region M51.15

- cervical M50.90
  - with
    - myelopathy M50.00
      - C2-C3 M50.01
      - C3-C4 M50.01
      - C4-C5 M50.021
      - C5-C6 M50.022
      - C6-C7 M50.023
      - C7-T1 M50.03
      - cervicothoracic region M50.03
      - high cervical region M50.01
      - mid-cervical region M50.020
    - neuritis, radiculitis or radiculopathy M50.10
      - C2-C3 M50.11
      - C3-C4 M50.11
      - C4-C5 M50.121
      - C5-C6 M50.122
      - C6-C7 M50.123
      - C7-T1 M50.13
      - cervicothoracic region M50.13
      - high cervical region M50.11
      - mid-cervical region M50.120
  - C2-C3 M50.91
  - C3-C4 M50.91
  - C4-C5 M50.921
  - C5-C6 M50.922
  - C6-C7 M50.923
  - C7-T1 M50.93
  - cervicothoracic region M50.93
  - degeneration M50.30
    - C2-C3 M50.31
    - C3-C4 M50.31
    - C4-C5 M50.321
    - C5-C6 M50.322
    - C6-C7 M50.323
    - C7-T1 M50.33
    - cervicothoracic region M50.33
    - high cervical region M50.31
    - mid-cervical region M50.320

- displacement M50.20
  - C2-C3 M50.21
  - C3-C4 M50.21
  - C4-C5 M50.221
  - C5-C6 M50.222
  - C6-C7 M50.223
  - C7-T1 M50.23
  - cervicothoracic region M50.23
  - high cervical region M50.21
  - mid-cervical region M50.220
- high cervical region M50.91
- mid-cervical region M50.920
- specified type NEC M50.80
  - C2-C3 M50.81
  - C3-C4 M50.81
  - C4-C5 M50.821
  - C5-C6 M50.822
  - C6-C7 M50.823
  - C7-T1 M50.83
  - cervicothoracic region M50.83
  - high cervical region M50.81
  - mid-cervical region M50.820
- specified NEC
  - lumbar region M51.86
  - lumbosacral region M51.87
  - sacrococcygeal region M53.3
  - thoracic region M51.84
  - thoracolumbar region M51.85

disinhibited attachment (childhood) F94.2
disintegrative, childhood NEC F84.3
disruptive F91.9
- mood dysregulation F34.81
- specified NEC F91.8

disruptive behavior — *see* Disorder, conduct
dissocial personality F60.2
dissociative F44.9
- affecting

- motor function F44.4
  - and sensation F44.7
- sensation F44.6
  - and motor function F44.7
- brief reactive F43.0
- due to (secondary to) general medical condition F06.8
- mixed F44.7
- organic F06.8
- other specified NEC F44.89

double heterozygous sickling — *see* Disease, sickle-cell

dream anxiety F51.5

drug induced hemorrhagic D68.32

drug related F19.99
- abuse — *see* Abuse, drug
- dependence — *see* Dependence, drug

dysmorphic body F45.22

dysthymic F34.1

ear H93.9
- bleeding — *see* Otorrhagia
- deafness — *see* Deafness
- degenerative H93.09
- discharge — *see* Otorrhea
- external H61.9
  - auditory canal stenosis — *see* Stenosis, external ear canal
  - exostosis — *see* Exostosis, external ear canal
  - impacted cerumen — *see* Impaction, cerumen
  - otitis — *see* Otitis, externa
  - perichondritis — *see* Perichondritis, ear
  - pinna — *see* Disorder, pinna
  - specified type NEC H61.89
    - in diseases classified elsewhere H62.8X
- inner H83.9
  - vestibular dysfunction — *see* Disorder, vestibular function
- middle H74.9

- adhesive H74.1 ☑
- ossicle — *see* Abnormal, ear ossicles
- polyp — *see* Polyp, ear (middle)
- specified NEC, in diseases classified elsewhere H75.8 ☑
- postprocedural — *see* Complications, ear, procedure
- specified NEC, in diseases classified elsewhere H94.8 ☑

eating (adult) (psychogenic) F50.9
- anorexia — *see* Anorexia
- binge F50.81 ☑
- bulimia F50.2 ☑
- child F98.29
  - pica (in remission) F98.3
  - rumination disorder (in remission) F98.21
- pica F50.89
  - adult (in remission) F50.83
  - childhood (in remission) F98.3
- rumination (*see also* Rumination) R11.10
  - adult (in remission) F50.84
  - infancy or childhood (in remission) F98.21
- specified NEC F50.89

electrolyte (balance) NEC E87.8
- with
  - abortion — *see* Abortion by type complicated by specified condition NEC
  - ectopic pregnancy O08.5
  - molar pregnancy O08.5
- acidosis (lactic) (metabolic) E87.20
  - acute E87.21
  - chronic E87.22
  - respiratory E87.29
  - specified NEC E87.29
- alkalosis (metabolic) (respiratory) E87.3

elimination, transepidermal L87.9
- specified NEC L87.8

emotional (persistent) F34.9
- of childhood F93.9
  - specified NEC F93.8

endocrine E34.9

- postprocedural E89.89
  - specified NEC E89.89
- erectile (male) (organic) (*see also* Dysfunction, sexual, male, erectile) N52.9
  - nonorganic F52.21
- erythematous — *see* Erythema
- esophagus K22.9
  - functional K22.4
  - psychogenic F45.8
- eustachian tube H69.9
  - infection — *see* Salpingitis, eustachian
  - obstruction — *see* Obstruction, eustachian tube
  - patulous — *see* Patulous, eustachian tube
  - specified NEC H69.8
- exhibitionistic F65.2
- extrapyramidal G25.9
  - in diseases classified elsewhere — *see* category G26
  - specified type NEC G25.89
- eye H57.9
  - postprocedural — *see* Complication, postprocedural, eye
- eyelid H02.9
  - cyst — *see* Cyst, eyelid
  - degenerative H02.70
    - chloasma — *see* Chloasma, eyelid
    - madarosis — *see* Madarosis
    - specified type NEC H02.79
    - vitiligo — *see* Vitiligo, eyelid
    - xanthelasma — *see* Xanthelasma
  - dermatochalasis — *see* Dermatochalasis
  - edema — *see* Edema, eyelid
  - elephantiasis — *see* Elephantiasis, eyelid
  - foreign body, retained — *see* Foreign body, retained, eyelid
  - function H02.59
    - abnormal innervation syndrome — *see* Syndrome, abnormal innervation
    - blepharochalasis — *see* Blepharochalasis
    - blepharoclonus — *see* Blepharoclonus
    - blepharophimosis — *see* Blepharophimosis
    - blepharoptosis — *see* Blepharoptosis
    - lagophthalmos — *see* Lagophthalmos
    - lid retraction — *see* Retraction, lid

- hypertrichosis — *see* Hypertrichosis, eyelid
  - specified type NEC H02.89
  - vascular H02.879
    - left H02.876
      - lower H02.875
      - upper H02.874
    - right H02.873
      - lower H02.872
      - upper H02.871
- factitious
  - by proxy F68.A
  - imposed on another F68.A
  - imposed on self F68.10
    - with predominantly
      - psychological symptoms F68.11
        - with physical symptoms F68.13
      - physical symptoms F68.12
        - with psychological symptoms F68.13
- factor, coagulation — *see* Defect, coagulation
- fatty acid
  - metabolism E71.30
    - specified NEC E71.39
  - oxidation
    - LCAD E71.310
    - MCAD E71.311
    - SCAD E71.312
    - specified deficiency NEC E71.318
- feeding (infant or child) (*see also* Disorder, eating) R63.30
  - pediatric
    - acute R63.31
    - chronic R63.32
  - or eating disorder F50.9
  - specified NEC F50.9
- feigned (with obvious motivation) Z76.5
  - without obvious motivation — *see* Disorder, factitious
- female

- hypoactive sexual desire F52.0
- orgasmic F52.31
- sexual interest/arousal F52.22

fetishistic F65.0

fibroblastic M72.9
- specified NEC M72.8

fluency
- adult onset F98.5
- childhood onset F80.81
- following
  - cerebral infarction I69.323
  - cerebrovascular disease I69.923
    - specified disease NEC I69.823
  - intracerebral hemorrhage I69.123
  - nontraumatic intracranial hemorrhage NEC I69.223
  - subarachnoid hemorrhage I69.023
- in conditions classified elsewhere R47.82

fluid balance E87.8

follicular (skin) L73.9
- specified NEC L73.8

FOXG1-related QA0.0151

frotteuristic F65.81

fructose metabolism E74.10
- essential fructosuria E74.11
- fructokinase deficiency E74.11
- fructose-1, 6-diphosphatase deficiency E74.19
- hereditary fructose intolerance E74.12
- other specified E74.19

functional polymorphonuclear neutrophils D71.9
- specified NEC D71.8

gallbladder, biliary tract and pancreas in diseases classified elsewhere K87

gambling F63.0

gamma aminobutyric acid (GABA) metabolism E72.81

gamma-glutamyl cycle E72.89

gastric (functional) K31.9

- motility K30
- psychogenic F45.8
- secretion K30

gastrointestinal (functional) NOS K92.9
- newborn P78.9
- psychogenic F45.8

gender incongruence F64.9
- in adolescents and adults F64.0
- of childhood F64.2

gender-identity or -role F64.9
- childhood F64.2
- effect on relationship F66
- of adolescence or adulthood F64.0
  - nontranssexual F64.8
- specified NEC F64.8
- uncertainty F66

genito-pelvic pain penetration F52.6

genitourinary system
- female N94.9
- male N50.9
- psychogenic F45.8

globe H44.9
- degenerated condition H44.50
  - absolute glaucoma H44.51 ☑
  - atrophy H44.52 ☑
  - leucocoria H44.53 ☑
- degenerative H44.30
  - chalcosis H44.31 ☑
  - myopia (*see also* Myopia, degenerative) H44.2 ☑
  - siderosis H44.32 ☑
  - specified type NEC H44.39 ☑
- endophthalmitis — *see* Endophthalmitis
- foreign body, retained — *see* Foreign body, intraocular, old, retained
- hemophthalmos — *see* Hemophthalmos
- hypotony H44.40
  - due to

- ocular fistula H44.42 ☑
- specified disorder NEC H44.43 ☑
- flat anterior chamber H44.41 ☑
- primary H44.44 ☑
- luxation — *see* Luxation, globe
- specified type NEC H44.89

glomerular (in) N05.9
- amyloidosis E85.4 *[N08]*
- cryoglobulinemia D89.1 *[N08]*
- disseminated intravascular coagulation D65 *[N08]*
- Fabry's disease E75.21 *[N08]*
- familial lecithin cholesterol acyltransferase deficiency E78.6 *[N08]*
- Goodpasture's syndrome M31.0
- hemolytic-uremic syndrome — *see* Syndrome, hemolytic-uremic
- Henoch (-Schönlein) purpura D69.0 *[N08]*
- malariae malaria B52.0
- microscopic polyangiitis M31.7 *[N08]*
- multiple myeloma C90.0 ☑ *[N08]*
- mumps B26.83
- schistosomiasis B65.9 *[N08]*
- sepsis NEC A41. ☑ *[N08]*
  - streptococcal A40. ☑ *[N08]*
- sickle-cell disorders D57. ☑ *[N08]*
- strongyloidiasis B78.9 *[N08]*
- subacute bacterial endocarditis I33.0 *[N08]*
- syphilis A52.75
- systemic lupus erythematosus M32.14
- thrombotic thrombocytopenic purpura M31.19 *[N08]*
- Waldenström macroglobulinemia C88.0 ☑ *[N08]*
- Wegener's granulomatosis M31.31

gluconeogenesis E74.4

glucosaminoglycan metabolism — *see* Disorder, metabolism, glucosaminoglycan

glucose transport E74.819
- specified NEC E74.818

glycine metabolism E72.50

- d-glycericacidemia E72.59
- hyperhydroxyprolinemia E72.59
- hyperoxaluria R82.992
  - dietary E72.540
  - enteric E72.541
  - primary E72.539
    - specified type NEC E72.538
    - type 1 E72.530
    - type 2 E72.538
    - type 3 E72.538
  - secondary E72.549
    - specified type NEC E72.548
- hyperprolinemia E72.59
- non-ketotic hyperglycinemia E72.51
- oxalosis E72.53 ☑
- oxaluria E72.53 ☑
- sarcosinemia E72.59
- trimethylaminuria E72.52

glycoprotein metabolism E77.9
- specified NEC E77.8

grief
- complicated F43.81
- prolonged F43.81

habit (and impulse) F63.9
- involving sexual behavior NEC F65.9
- specified NEC F63.89

hallucinogen use
- mild F16.10
  - with
    - hallucinogen-induced
      - anxiety disorder F16.180
      - bipolar and related disorder F16.14
      - depressive disorder F16.14
      - psychotic disorder F16.159
    - hallucinogen intoxication delirium F16.121
    - other hallucinogen intoxication F16.129

- in remission (early) (sustained) F16.11
- moderate or severe F16.20
  - with
    - hallucinogen-induced
      - anxiety disorder F16.280
      - bipolar and related disorder F16.24
      - depressive disorder F16.24
      - psychotic disorder F16.259
    - hallucinogen intoxication delirium F16.221
    - other hallucinogen intoxication F16.229
  - in remission (early) (sustained) F16.21
- heart action I49.9
- hematological D75.9
  - newborn (transient) P61.9
    - specified NEC P61.8
- hematopoietic organs D75.9
- hemorrhagic NEC D69.9
  - drug-induced D68.32
  - due to
    - extrinsic circulating anticoagulants D68.32
    - increase in
      - anti-IIa D68.32
      - anti-Xa D68.32
    - intrinsic
      - circulating anticoagulants D68.318
      - increase in
        - antithrombin D68.318
        - anti-VIIIa D68.318
        - anti-IXa D68.318
        - anti-XIa D68.318
  - following childbirth O72.3
- hemostasis — *see* Defect, coagulation
- histidine metabolism E70.40
  - histidinemia E70.41
  - other specified E70.49

- hoarding F42.3
- hyperkinetic — *see* Disorder, attention-deficit hyperactivity
- hyperleucine-isoleucinemia E71.19
- hypervalinemia E71.19
- hypoactive sexual desire F52.0
- hypochondriacal F45.20
  - body dysmorphic F45.22
  - neurosis F45.21
  - other specified F45.29
- identity
  - dissociative F44.81
  - of childhood F93.8
  - illness anxiety F45.21
- immune mechanism (immunity) D89.9
  - specified type NEC D89.89
- impaired renal tubular function N25.9
  - specified NEC N25.89
- impulse (control) F63.9
- inflammatory
  - pelvic, in diseases classified elsewhere — *see* category N74
  - penis N48.29
    - abscess N48.21
    - cellulitis N48.22
- inhalant use
  - mild F18.10
    - with
      - inhalant-induced
        - anxiety disorder F18.180
        - depressive disorder F18.14
        - major neurocognitive disorder F18.17
        - mild neurocognitive disorder F18.188
        - psychotic disorder F18.159
      - inhalant intoxication F18.129
      - inhalant intoxication delirium F18.121
    - in remission (early) (sustained) F18.11
  - moderate or severe F18.20

- with
  - inhalant-induced
    - anxiety disorder F18.280
    - depressive disorder F18.24
    - major neurocognitive disorder F18.27
    - mild neurocognitive disorder F18.288
    - psychotic disorder F18.259
  - inhalant intoxication F18.229
  - inhalant intoxication delirium F18.221
- in remission (early) (sustained) F18.21

integument, newborn P83.9
- specified NEC P83.88

intermittent explosive F63.81
internal secretion pancreas — *see* Increased, secretion, pancreas, endocrine
intestine, intestinal
- carbohydrate absorption NEC E74.39
  - postoperative K91.2
- functional NEC K59.9
  - postoperative K91.89
- psychogenic F45.8
- vascular K55.9
  - chronic K55.1
  - specified NEC K55.8

intraoperative (intraprocedural) — *see* Complications, intraoperative
involuntary emotional expression (IEED) F48.2
iris H21.9
- adhesions — *see* Adhesions, iris
- atrophy — *see* Atrophy, iris
- chamber angle recession — *see* Recession, chamber angle
- cyst — *see* Cyst, iris
- degeneration — *see* Degeneration, iris
- in diseases classified elsewhere H22
- iridodialysis — *see* Iridodialysis
- iridoschisis — *see* Iridoschisis
- miotic pupillary cyst — *see* Cyst, pupillary
- pupillary
  - abnormality — *see* Abnormality, pupillary
  - membrane — *see* Membrane, pupillary

- specified type NEC H21.89
- vascular NEC H21.1X ☑
- iron metabolism E83.10
  - specified NEC E83.19
- isovaleric acidemia E71.110
- jaw, developmental M27.0
  - temporomandibular (*see also* Anomaly, dentofacial, temporomandibular joint) M26.60 ☑
- joint M25.9
  - derangement — *see* Derangement, joint
  - effusion — *see* Effusion, joint
  - fistula — *see* Fistula, joint
  - hemarthrosis — *see* Hemarthrosis
  - instability — *see* Instability, joint
  - osteophyte — *see* Osteophyte
  - pain — *see* Pain, joint
  - psychogenic F45.8
  - specified type NEC M25.80
    - ankle M25.87 ☑
    - elbow M25.82 ☑
    - foot joint M25.87 ☑
    - hand joint M25.84 ☑
    - hip M25.85 ☑
    - knee M25.86 ☑
    - shoulder M25.81 ☑
    - wrist M25.83 ☑
  - stiffness — *see* Stiffness, joint
- ketone metabolism E71.32
- kidney N28.9
  - functional (tubular) N25.9
  - in
    - schistosomiasis B65.9 *[N29]*
  - tubular function N25.9
    - specified NEC N25.89
- lacrimal system H04.9
  - changes H04.69

- fistula — *see* Fistula, lacrimal
- gland H04.19
  - atrophy — *see* Atrophy, lacrimal gland
  - cyst — *see* Cyst, lacrimal, gland
  - dacryops — *see* Dacryops
  - dislocation — *see* Dislocation, lacrimal gland
  - dry eye syndrome — *see* Syndrome, dry eye
  - infection — *see* Dacryoadenitis
- granuloma — *see* Granuloma, lacrimal
- inflammation — *see* Inflammation, lacrimal
- obstruction — *see* Obstruction, lacrimal
- specified NEC H04.89

lactation NEC O92.79

language (developmental) F80.9
- expressive F80.1
- mixed receptive and expressive F80.2
- receptive F80.2

late luteal phase dysphoric N94.89

learning (specific) F81.9
- acalculia R48.8
- alexia R48.0
- mathematics F81.2
- reading F81.0
- specified
  - with impairment in
    - mathematics F81.2
    - reading F81.0
    - written expression F81.81
- specified NEC F81.89
- spelling F81.81
- written expression F81.81

lens H27.9
- aphakia — *see* Aphakia
- cataract — *see* Cataract
- dislocation — *see* Dislocation, lens
- specified type NEC H27.8

- ligament M24.20
  - ankle M24.27 ☑
  - attachment, spine — *see* Enthesopathy, spinal
  - elbow M24.22 ☑
  - foot joint M24.27 ☑
  - hand joint M24.24 ☑
  - hip M24.25 ☑
  - knee — *see* Derangement, knee, specified NEC
  - shoulder M24.21 ☑
  - specified site NEC M24.29
  - vertebra M24.28
  - wrist M24.23 ☑
- ligamentous attachments (*see also* Enthesopathy)
  - spine — *see* Enthesopathy, spinal
- lipid
  - metabolism, congenital E78.9
  - storage E75.6
    - specified NEC E75.5
- lipoprotein
  - deficiency (familial) E78.6
  - metabolism E78.9
    - specified NEC E78.89
- liver K76.9
  - malarial B54 *[K77]*
- low back (*see also* Dorsopathy, specified NEC)
- lumbosacral
  - plexus G54.1
  - root (nerve) NEC G54.4
- lung, interstitial, drug-induced J70.4
  - acute J70.2
  - chronic J70.3
  - dabbing (related) U07.0
  - e-cigarette (related) U07.0
  - electronic cigarette (related) U07.0
  - vaping (associated) (device) (product) (related) (use) U07.0

- lymphoproliferative, post-transplant (PTLD) D47.Z1
- lysine and hydroxylysine metabolism E72.3
- major neurocognitive (*see also* Dementia, in (due to)) F03 ☑
- male
  - erectile (organic) (*see also* Dysfunction, sexual, male, erectile) N52.9
    - nonorganic F52.21
  - hypoactive sexual desire F52.0
  - orgasmic F52.32
- manic F30.9
  - organic F06.33
- mast cell activation — *see* Activation, mast cell
- mastoid (*see also* Disorder, ear, middle)
  - postprocedural — *see* Complications, ear, procedure
- meninges, specified type NEC G96.198
- meniscus — *see* Derangement, knee, meniscus
- menopausal N95.9
  - specified NEC N95.8
- menstrual N92.6
  - psychogenic F45.8
  - specified NEC N92.5
- mental (or behavioral) (nonpsychotic) F99
  - due to (secondary to)
    - amphetamine
      - due to drug abuse — *see* Abuse, drug, stimulant
      - due to drug dependence — *see* Dependence, drug, stimulant
    - brain disease, damage and dysfunction F09
    - caffeine use
      - due to drug abuse — *see* Abuse, drug, stimulant
      - due to drug dependence — *see* Dependence, drug, stimulant
    - cannabis use
      - due to drug abuse — *see* Abuse, drug, cannabis
      - due to drug dependence — *see* Dependence, drug, cannabis
    - general medical condition F09
    - sedative or hypnotic use

- due to drug abuse — *see* Abuse, drug, sedative
- due to drug dependence — *see* Dependence, drug, sedative
- tobacco (nicotine) use — *see* Dependence, drug, nicotine

following organic brain damage F07.9
- frontal lobe syndrome F07.0
- personality change F07.0
- postconcussional syndrome F07.81
- specified NEC F07.89

infancy, childhood or adolescence F98.9
neurotic — *see* Neurosis
organic or symptomatic F09
presenile, psychotic F03 ☑
problem NEC
psychoneurotic — *see* Neurosis
psychotic — *see* Psychosis
puerperal F53.0
senile, psychotic NEC F03 ☑

metabolic, amino acid, transitory, newborn P74.8
metabolism NOS E88.9
- amino-acid E72.9
  - aromatic E70.9
    - albinism — *see* Albinism
    - histidine E70.40
      - histidinemia E70.41
      - other specified E70.49
    - hyperphenylalaninemia E70.1
      - classical phenylketonuria E70.0
    - other specified E70.89
    - tryptophan E70.5
    - tyrosine E70.20
      - hypertyrosinemia E70.21
      - other specified E70.29
  - branched chain E71.2

- 3-methylglutaconic aciduria E71.111
- hyperleucine-isoleucinemia E71.19
- hypervalinemia E71.19
- isovaleric acidemia E71.110
- maple syrup urine disease E71.0
- methylmalonic acidemia E71.120
- organic aciduria NEC E71.118
- other specified E71.19
- propionate NEC E71.128
- propionic acidemia E71.121

glycine E72.50

- d-glycericacidemia E72.59
- hyperhydroxyprolinemia E72.59
- hyperoxaluria R82.992
  - primary E72.53 ☑
- hyperprolinemia E72.59
- non-ketotic hyperglycinemia E72.51
- other specified E72.59
- sarcosinemia E72.59
- trimethylaminuria E72.52

hydroxylysine E72.3

lysine E72.3

ornithine E72.4

other specified E72.89

- beta-amino acid E72.89
- gamma-glutamyl cycle E72.89

straight-chain E72.89

sulfur-bearing E72.10

- homocystinuria E72.11
- methylenetetrahydrofolate reductase deficiency E72.12
- other specified E72.19

bile acid and cholesterol metabolism E78.70

bilirubin E80.7

- specified NEC E80.6

calcium E83.50

- hypercalcemia E83.52
- hypocalcemia E83.51
- other specified E83.59

carbohydrate E74.9
- specified NEC E74.89

cholesterol and bile acid metabolism E78.70
citrate NEC E74.829
congenital E88.9
copper E83.00
- Wilson's disease E83.01
- specified type NEC E83.09

cystinuria E72.01
fructose E74.10
galactose E74.20
glucosaminoglycan E76.9
- mucopolysaccharidosis — *see* Mucopolysaccharidosis
- specified NEC E76.8

glutamine E72.89
glycine E72.50
glycogen storage (hepatorenal) E74.09
glycoprotein E77.9
- specified NEC E77.8

glycosaminoglycan E76.9
- specified NEC E76.8

in labor and delivery O75.89
iron E83.10
isoleucine E71.19
leucine E71.19
lipoid E78.9
lipoprotein E78.9
- specified NEC E78.89

magnesium E83.40
- hypermagnesemia E83.41
- hypomagnesemia E83.42
- other specified E83.49

mineral E83.9

- specified NEC E83.89
- mitochondrial E88.40
  - aminoacyl-tRNA synthetase E88.43
  - ARS2-related E88.43
  - MELAS syndrome E88.41
  - MERRF syndrome (myoclonic epilepsy associated with ragged-red fibers) E88.42
  - other specified E88.49
  - tRNA synthetases E88.43
- ornithine E72.4
- phosphatases E83.30
- phosphorus E83.30
  - acid phosphatase deficiency E83.39
  - hypophosphatasia E83.39
  - hypophosphatemia E83.39
    - familial E83.31
  - other specified E83.39
  - pseudovitamin D deficiency E83.32
- plasma protein NEC E88.09
- porphyrin — *see* Porphyria
- postprocedural E89.89
  - specified NEC E89.89
- purine E79.9
  - specified NEC E79.89
- pyrimidine E79.9
  - specified NEC E79.89
- pyruvate E74.4
- serine E72.89
- sodium E87.8
- specified NEC E88.89
- threonine E72.89
- valine E71.19
- zinc E83.2

methylmalonic acidemia E71.120

micturition NEC (*see also* Difficulty, micturition) R39.198

- feeling of incomplete emptying R39.14
- hesitancy R39.11
- poor stream R39.12
- psychogenic F45.8
- split stream R39.13
- straining R39.16
- urgency R39.15

mild neurocognitive G31.84
- due to known physiological condition (without behavioral disturbance) F06.70
  - with behavioral disturbance F06.71

mitochondrial metabolism E88.40
mitral (valve) — *see* Endocarditis, mitral
mixed
- anxiety and depressive F41.8
- of scholastic skills (developmental) F81.89
- receptive expressive language F80.2

mood F39
- bipolar — *see* Disorder, bipolar
- depressive — *see* Disorder, depressive
- due to (secondary to)
  - alcohol F10.94
  - amphetamine F15.94
    - in
      - abuse F15.14
      - dependence F15.24
  - anxiolytic F13.94
    - in
      - abuse F13.14
      - dependence F13.24
  - cocaine F14.94
    - in
      - abuse F14.14
      - dependence F14.24
  - general medical condition F06.30
  - hallucinogen F16.94
    - in

- abuse F16.14
- dependence F16.24

hypnotic F13.94
- in
  - abuse F13.14
  - dependence F13.24

inhalant F18.94
- in
  - abuse F18.14
  - dependence F18.24

opioid F11.94
- in
  - abuse F11.14
  - dependence F11.24

phencyclidine (PCP) F16.94
- in
  - abuse F16.14
  - dependence F16.24

physiological condition F06.30
- with
  - depressive features F06.31
  - major depressive-like episode F06.32
  - manic features F06.33
  - mixed features F06.34

psychoactive substance NEC F19.94
- in
  - abuse F19.14
  - dependence F19.24

sedative F13.94
- in
  - abuse F13.14
  - dependence F13.24

volatile solvents F18.94
- in
  - abuse F18.14
  - dependence F18.24

- manic episode F30.9
  - with psychotic symptoms F30.2
  - in remission (full) F30.4
    - partial F30.3
  - specified type NEC F30.8
  - without psychotic symptoms F30.10
    - mild F30.11
    - moderate F30.12
    - severe F30.13
- organic F06.30
  - right hemisphere F07.89
- persistent F34.9
  - cyclothymia F34.0
  - dysthymia F34.1
  - specified type NEC F34.89
- recurrent F39
- right hemisphere organic F07.89

movement G25.9
- drug-induced G25.70
  - akathisia G25.71
  - specified NEC G25.79
- hysterical F44.4
- in diseases classified elsewhere — *see* category G26
- periodic limb G47.61
  - sleep related G47.61
- specified NEC G25.89
- sleep related NEC G47.69
- stereotyped F98.4
- treatment-induced G25.9

multiple personality F44.81

muscle M62.9
- attachment, spine — *see* Enthesopathy, spinal
- in trichinellosis — *see* Trichinellosis, with muscle disorder
- psychogenic F45.8
- specified type NEC M62.89
- tone, newborn P94.9

- specified NEC P94.8
- muscular
  - attachments (*see also* Enthesopathy)
    - spine — *see* Enthesopathy, spinal
  - urethra N36.44
- musculoskeletal system, soft tissue — *see* Disorder, soft tissue
  - postprocedural M96.89
  - psychogenic F45.8
- myoneural G70.9
  - due to lead G70.1
  - specified NEC G70.89
  - toxic G70.1
- myotonic NEC G71.19
- nail, in diseases classified elsewhere L62
- neck region NEC — *see* Dorsopathy, specified NEC
- neonatal onset multisystemic inflammatory (NOMID) M04.2
- nerve G58.9
  - abducent NEC — *see* Strabismus, paralytic, sixth nerve
  - accessory G52.8
  - acoustic — *see* subcategory H93.3 ☑
  - auditory — *see* subcategory H93.3 ☑
  - auriculotemporal G50.8
  - axillary G54.0
  - cerebral — *see* Disorder, nerve, cranial
  - cranial G52.9
    - eighth — *see* subcategory H93.3 ☑
    - eleventh G52.8
    - fifth G50.9
    - first G52.0
    - fourth NEC — *see* Strabismus, paralytic, fourth nerve
    - multiple G52.7
    - ninth G52.1
    - second NEC — *see* Disorder, nerve, optic
    - seventh NEC G51.8
    - sixth NEC — *see* Strabismus, paralytic, sixth nerve
    - specified NEC G52.8
    - tenth G52.2
    - third NEC — *see* Strabismus, paralytic, third nerve
    - twelfth G52.3

- entrapment — *see* Neuropathy, entrapment
- facial G51.9
  - specified NEC G51.8
- femoral — *see* Lesion, nerve, femoral
- glossopharyngeal NEC G52.1
- hypoglossal G52.3
- intercostal G58.0
- lateral
  - cutaneous of thigh — *see* Mononeuropathy, lower limb, meralgia paresthetica
  - popliteal — *see* Lesion, nerve, popliteal
- lower limb — *see* Mononeuropathy, lower limb
- medial popliteal — *see* Lesion, nerve, popliteal, medial
- median NEC — *see* Lesion, nerve, median
- multiple G58.7
- oculomotor NEC — *see* Strabismus, paralytic, third nerve
- olfactory G52.0
- optic NEC H47.09 ☑
  - hemorrhage into sheath — *see* Hemorrhage, optic nerve
  - ischemic H47.01 ☑
- peroneal — *see* Lesion, nerve, popliteal
- phrenic G58.8
- plantar — *see* Lesion, nerve, plantar
- pneumogastric G52.2
- posterior tibial — *see* Syndrome, tarsal tunnel
- radial — *see* Lesion, nerve, radial
- recurrent laryngeal G52.2
- root G54.9
  - cervical G54.2
  - lumbosacral G54.1
  - specified NEC G54.8
  - thoracic G54.3
- sciatic NEC — *see* Lesion, nerve, sciatic
- specified NEC G58.8
  - lower limb — *see* Mononeuropathy, lower limb, specified NEC
  - upper limb — *see* Mononeuropathy, upper limb, specified NEC

- sympathetic G90.9
- tibial — *see* Lesion, nerve, popliteal, medial
- trigeminal G50.9
  - specified NEC G50.8
- trochlear NEC — *see* Strabismus, paralytic, fourth nerve
- ulnar — *see* Lesion, nerve, ulnar
- upper limb — *see* Mononeuropathy, upper limb
- vagus G52.2

nervous system G98.8
- autonomic (peripheral) G90.9
  - specified NEC G90.89
- central G96.9
  - specified NEC G96.89
- parasympathetic G90.9
- specified NEC G98.8
- sympathetic G90.9
- vegetative G90.9

neurocognitive R41.9
- with Lewy bodies (*see also* Dementia, in, diseases specified elsewhere) G31.83 *[F02.* ☑ *]*
- frontotemporal, specified NEC (*see also* Dementia, in, diseases specified elsewhere) G31.09 *[F02.* ☑ *]*
- major (*see also* Dementia) F03. ☑
  - due to vascular disease — *see* Dementia, vascular
    - mild — *see* Dementia, vascular, mild
    - moderate — *see* Dementia, vascular, moderate
    - severe — *see* Dementia, vascular, severe
  - in (due to) (other diseases classified elsewhere) (*see also* Dementia, in (due to)) F02.80
    - with
      - aggressive behavior (*see also* Dementia, in (due to)) F02.81 ☑
      - combative behavior (*see also* Dementia, in (due to)) F02.81 ☑
      - violent behavior (*see also* Dementia, in (due to)) F02.81 ☑
- mild (of uncertain or unknown etiology) (*see also* Disorder, mild neurocognitive) G31.84

neurodevelopmental F89
- CACNA1A-related QA0.0102
- DLG4-related synaptopathy QA0.0142
- FOXG1-related QA0.0151
- GRIN1-related QA0.011
- GRIN2A-related QA0.011

- GRIN2B-related QA0.011
- GRIN2D-related QA0.011
- GRIA1-related QA0.011
- GRIA2-related QA0.011
- GRIA3-related QA0.011
- GRIA4-related QA0.011
- GRIK2-related QA0.011
- other
  - glutamate receptor, ionotropic, related QA0.011
  - ion channel gene related QA0.0109
  - receptor gene related QA0.012
  - related to other genes associated with transcription and gene expression QA0.0159
  - synapse related gene QA0.0149
  - transporter or solute carrier gene related QA0.0139
- SCN2A-related QA0.0101
- SLC6A1-related QA0.0131
- STXBP1-related QA0.0141
- syntaxin-binding protein 1-related QA0.0141
- specified NEC F88
  - related to pathogenic variants in specific genes NEC QA0.8

neurohypophysis NEC E23.3
neurological NEC R29.818
- TUBB4A-related G23.3

neuromuscular G70.9
- hereditary NEC G71.9
- specified NEC G70.89
- toxic G70.1

neurotic F48.9
- specified NEC F48.8

neutrophil, polymorphonuclear D71.9
- specified NEC D71.8

nicotine use — *see* Dependence, drug, nicotine
nightmare F51.5
non-rapid eye movement sleep arousal
- sleep terror type F51.4
- sleepwalking type F51.3

- nose J34.9
  - specified NEC J34.89
- obsessive-compulsive F42.9
  - and related disorder due to a known physiological condition F06.8
- odontogenesis NOS K00.9
- opioid use
  - with
    - opioid-induced psychotic disorder F11.959
      - with
        - delusions F11.950
        - hallucinations F11.951
    - due to drug abuse — *see* Abuse, drug, opioid
    - due to drug dependence — *see* Dependence, drug, opioid
    - mild F11.10
      - with
        - opioid-induced
          - anxiety disorder F11.188
          - depressive disorder F11.14
          - sexual dysfunction F11.181
        - opioid intoxication
          - with perceptual disturbances F11.122
          - delirium F11.121
          - without perceptual disturbances F11.129
      - in remission (early) (sustained) F11.11
    - moderate or severe F11.20
      - with
        - opioid-induced
          - anxiety disorder F11.288
          - anxiety disorder F11.988
          - depressive disorder F11.24
          - depressive disorder F11.94
          - sexual dysfunction F11.281
          - sexual dysfunction F11.981
        - opioid intoxication
          - with perceptual disturbances F11.222
          - delirium F11.221
          - without perceptual disturbances F11.229
      - in remission (early) (sustained) F11.21

- oppositional defiant F91.3
- optic
  - chiasm H47.49
    - due to
      - inflammatory disorder H47.41
      - neoplasm H47.42
      - vascular disorder H47.43
  - disc H47.39 ☑
    - coloboma — *see* Coloboma, optic disc
    - drusen — *see* Drusen, optic disc
    - pseudopapilledema — *see* Pseudopapilledema
  - radiations — *see* Disorder, visual, pathway
  - tracts — *see* Disorder, visual, pathway
- orbit H05.9
  - cyst — *see* Cyst, orbit
  - deformity — *see* Deformity, orbit
  - edema — *see* Edema, orbit
  - enophthalmos — *see* Enophthalmos
  - exophthalmos — *see* Exophthalmos
  - hemorrhage — *see* Hemorrhage, orbit
  - inflammation — *see* Inflammation, orbit
  - myopathy — *see* Myopathy, extraocular muscles
  - retained foreign body — *see* Foreign body, orbit, old
  - specified type NEC H05.89
- organic
  - anxiety F06.4
  - catatonic NOS F06.1
  - delusional F06.2
  - dissociative F06.8
  - emotionally labile (asthenic) F06.8
  - mood (affective) F06.30
  - schizophrenia-like F06.2
- orgasmic (female) F52.31
  - male F52.32

- ornithine metabolism E72.4
- overanxious F41.1
  - of childhood F93.8
- pain
  - with related psychological factors F45.42
  - exclusively related to psychological factors F45.41
  - genito-pelvic penetration disorder F52.6
- pancreatic internal secretion E16.9
  - specified NEC E16.8
- panic F41.0
  - with agoraphobia F40.01
- papulosquamous L44.9
  - in diseases classified elsewhere L45
  - specified NEC L44.8
- paranoid F22
  - induced F24
  - shared F24
- paraphilic F65.9
  - specified NEC F65.89
- parathyroid (gland) E21.5
  - specified NEC E21.4
- parietoalveolar NEC J84.09
- paroxysmal, mixed R56.9
- patella M22.9 ☑
  - chondromalacia — *see* Chondromalacia, patella
  - derangement NEC M22.3X ☑
  - recurrent
    - dislocation — *see* Dislocation, patella, recurrent
    - subluxation — *see* Dislocation, patella, recurrent, incomplete
  - specified NEC M22.8X ☑
- patellofemoral M22.2X ☑
- pedophilic F65.4
- pentose phosphate pathway with anemia D55.1
- perception, due to hallucinogens F16.983
  - in
    - abuse F16.183
    - dependence F16.283

- peripheral nervous system NEC G64
- peroxisomal E71.50
  - biogenesis
    - neonatal adrenoleukodystrophy E71.511
    - specified disorder NEC E71.518
    - Zellweger syndrome E71.510
  - rhizomelic chondrodysplasia punctata E71.540
  - specified form NEC E71.548
    - group 1 E71.518
    - group 2 E71.53
    - group 3 E71.542
  - X-linked adrenoleukodystrophy E71.529
    - adolescent E71.521
    - adrenomyeloneuropathy E71.522
    - childhood E71.520
    - specified form NEC E71.528
  - Zellweger-like syndrome E71.541
- persistent
  - (somatoform) pain F45.41
  - affective (mood) F34.9
- personality (*see also* Personality) F60.9
  - affective F34.0
  - aggressive F60.3
  - amoral F60.2
  - anankastic F60.5
  - antisocial F60.2
  - anxious F60.6
  - asocial F60.2
  - asthenic F60.7
  - avoidant F60.6
  - borderline F60.3
  - change (secondary) due to general medical condition F07.0
  - compulsive F60.5
  - cyclothymic F34.0
  - dependent (passive) F60.7
  - depressive F34.1
  - dissocial F60.2
  - emotional instability F60.3

- expansive paranoid F60.0
- explosive F60.3
- following organic brain damage F07.9
- histrionic F60.4
- hyperthymic F34.0
- hypothymic F34.1
- hysterical F60.4
- immature F60.89
- inadequate F60.7
- labile F60.3
- mixed (nonspecific) F60.89
- moral deficiency F60.2
- narcissistic F60.81
- negativistic F60.89
- obsessional F60.5
- obsessive (-compulsive) F60.5
- organic F07.9
- overconscientious F60.5
- paranoid F60.0
- passive (-dependent) F60.7
- passive-aggressive F60.89
- pathological NEC F60.9
- pseudosocial F60.2
- psychopathic F60.2
- schizoid F60.1
- schizotypal F21
- self-defeating F60.7
- specified NEC F60.89
- type A F60.5
- unstable (emotional) F60.3

pervasive, developmental F84.9

phencyclidine use

- mild F16.10
  - with
    - phencyclidine-induced

- anxiety disorder F16.180
- bipolar and related disorder F16.14
- depressive disorder F16.14
- psychotic disorder F16.159
- phencyclidine intoxication F16.129
- phencyclidine intoxication delirium F16.121
- in remission (early) (sustained) F16.11
- moderate or severe F16.20
- with
- phencyclidine-induced
- anxiety disorder F16.280
- bipolar and related disorder F16.24
- depressive disorder F16.24
- psychotic disorder F16.259
- phencyclidine intoxication F16.229
- phencyclidine intoxication delirium F16.221
- in remission (early) (sustained) F16.21
- phobic anxiety, childhood F40.8
- phosphate-losing tubular N25.0
- pigmentation L81.9
- choroid, congenital Q14.3
- diminished melanin formation L81.6
- iron L81.8
- specified NEC L81.8
- pinna (noninfective) H61.10 ☑
- deformity, acquired H61.11 ☑
- hematoma H61.12 ☑
- perichondritis — *see* Perichondritis, ear
- specified type NEC H61.19 ☑
- pituitary gland E23.7
- iatrogenic (postprocedural) E89.3
- specified NEC E23.6
- platelet-activating anti-PF4, specified NEC D75.84
- platelets D69.1
- plexus G54.9

- specified NEC G54.8
- polymorphonuclear neutrophils D71.9
  - specified NEC D71.8
- porphyrin metabolism — *see* Porphyria
- postconcussional F07.81
- posthallucinogen perception F16.983
  - in
    - abuse F16.183
    - dependence F16.283
- postmenopausal N95.9
  - specified NEC N95.8
- postprocedural (postoperative) — *see* Complications, postprocedural
- post-transplant lymphoproliferative D47.Z1
- post-traumatic stress (PTSD) F43.10
  - acute F43.11
  - chronic F43.12
- premenstrual dysphoric (PMDD) F32.81
- prepuce N47.8
- propionic acidemia E71.121
- prostate N42.9
  - specified NEC N42.89
- psychogenic NOS (*see also* condition) F45.9
  - anxiety F41.8
  - appetite F50.9
  - asthenic F48.8
  - cardiovascular (system) F45.8
  - compulsive F42.8
  - cutaneous F54
  - depressive F32.9
  - digestive (system) F45.8
  - dysmenorrheic F45.8
  - dyspneic F45.8
  - endocrine (system) F54
  - eye NEC F45.8
  - feeding — *see* Disorder, eating
  - functional NEC F45.8

- gastric F45.8
- gastrointestinal (system) F45.8
- genitourinary (system) F45.8
- heart (function) (rhythm) F45.8
- hyperventilatory F45.8
- hypochondriacal — *see* Disorder, hypochondriacal
- intestinal F45.8
- joint F45.8
- learning F81.9
- limb F45.8
- lymphatic (system) F45.8
- menstrual F45.8
- micturition F45.8
- monoplegic NEC F44.4
- motor F44.4
- muscle F45.8
- musculoskeletal F45.8
- neurocirculatory F45.8
- obsessive F42.8
- occupational F48.8
- organ or part of body NEC F45.8
- paralytic NEC F44.4
- phobic F40.9
- physical NEC F45.8
- rectal F45.8
- respiratory (system) F45.8
- rheumatic F45.8
- sexual (function) F52.9
- skin (allergic) (eczematous) F54
- sleep F51.9
- specified part of body NEC F45.8
- stomach F45.8

psychological F99
- associated with
  - disease classified elsewhere F54
  - sexual
    - development F66
    - relationship F66

- uncertainty about gender identity F64.9
- psychomotor NEC F44.4
  - hysterical F44.4
- psychoneurotic (*see also* Neurosis)
  - mixed NEC F48.8
- psychophysiologic — *see* Disorder, somatoform
- psychosexual F65.9
  - development F66
  - identity of childhood F64.2
- psychosomatic NOS — *see* Disorder, somatoform
  - multiple F45.0
  - undifferentiated F45.1
- psychotic — *see* Psychosis
  - transient (acute) F23
- puberty E30.9
  - specified NEC E30.8
- pulmonary (valve) — *see* Endocarditis, pulmonary
- purine metabolism E79.9
- pyrimidine metabolism E79.9
- pyruvate metabolism E74.4
- reactive attachment (childhood) F94.1
- reading R48.0
  - developmental (specific) F81.0
- receptive language F80.2
- receptor, hormonal, peripheral (*see also* Syndrome, androgen insensitivity) E34.50
- recurrent brief depressive F33.8
- reflex R29.2
- refraction H52.7
  - aniseikonia H52.32
  - anisometropia H52.31
  - astigmatism — *see* Astigmatism
  - hypermetropia — *see* Hypermetropia
  - myopia — *see* Myopia
  - presbyopia H52.4
  - specified NEC H52.6

- relationship F68.8
  - due to sexual orientation F66
- REM sleep behavior G47.52
- renal function, impaired (tubular) N25.9
- resonance R49.9
  - specified NEC R49.8
- respiratory function, impaired (*see also* Failure, respiration)
  - postprocedural — *see* Complication, postoperative, respiratory system
  - psychogenic F45.8
- retina H35.9
  - angioid streaks H35.33
  - changes in vascular appearance H35.01 ☑
  - degeneration — *see* Degeneration, retina
  - dystrophy (hereditary) — *see* Dystrophy, retina
  - edema H35.81
  - hemorrhage — *see* Hemorrhage, retina
  - ischemia H35.82
  - macular degeneration — *see* Degeneration, macula
  - microaneurysms H35.04 ☑
  - microvascular abnormality NEC H35.09
  - neovascularization — *see* Neovascularization, retina
  - retinopathy — *see* Retinopathy
  - separation of layers H35.70
    - central serous chorioretinopathy H35.71 ☑
    - pigment epithelium detachment (serous) H35.72 ☑
      - hemorrhagic H35.73 ☑
  - specified type NEC H35.89
  - telangiectasis — *see* Telangiectasis, retina
  - vasculitis — *see* Vasculitis, retina
- retroperitoneal K68.9
- right hemisphere organic affective F07.89
- rumination (infant or child) (in remission) F98.21
  - adult (in remission) F50.84
- sacrum, sacrococcygeal NEC M53.3
- schizoaffective F25.9

- bipolar type F25.0
- depressive type F25.1
- manic type F25.0
- mixed type F25.0
- specified NEC F25.8

schizoid of childhood F84.5

schizophrenia spectrum and other psychotic disorder F29

- specified NEC F28

schizophreniform F20.81

- brief F23

schizotypal (personality) F21

seasonal affective, recurrent episodes F33. ☑

secretion, thyrocalcitonin E07.0

sedative, hypnotic, or anxiolytic use

- mild F13.10
  - with
    - sedative, hypnotic, or anxiolytic-induced
      - anxiety disorder F13.180
      - bipolar and related disorder F13.14
      - depressive disorder F13.14
      - psychotic disorder F13.159
      - sexual dysfunction F13.181
    - sedative, hypnotic, or anxiolytic intoxication F13.129
    - sedative, hypnotic, or anxiolytic intoxication delirium F13.121
  - in remission (early) (sustained) F13.11
- moderate or severe F13.20
  - with
    - sedative, hypnotic, or anxiolytic-induced
      - anxiety disorder F13.280
      - bipolar and related disorder F13.24
      - depressive disorder F13.24
      - major neurocognitive disorder F13.27
      - mild neurocognitive disorder F13.288
      - psychotic disorder F13.259
      - sexual dysfunction F13.281

- sedative, hypnotic, or anxiolytic intoxication F13.229
- sedative, hypnotic, or anxiolytic intoxication delirium F13.221
- in remission (early) (sustained) F13.21

seizure (*see also* Epilepsy) G40.909
- intractable G40.919
  - with status epilepticus G40.911

semantic pragmatic F80.89
- with autism F84.0

sense of smell R43.1
- psychogenic F45.8

separation anxiety, of childhood F93.0

sexual
- arousal, female F52.22
- aversion F52.1
- function, psychogenic F52.9
- interest/arousal, female F52.22
- masochism F65.51
- maturation F66
- nonorganic F52.9
- preference (*see also* Deviation, sexual) F65.9
  - fetishistic transvestism F65.1
- relationship F66
- sadism F65.52

shyness, of childhood and adolescence F40.10

sibling rivalry F93.8

sickle-cell (sickling) (homozygous) — *see* Disease, sickle-cell
- heterozygous D57.3
- specified type NEC D57.8 ☑
- trait D57.3

sinus (nasal) J34.9
- specified NEC J34.89

skin L98.9
- atrophic L90.9
  - specified NEC L90.8
- granulomatous L92.9
  - specified NEC L92.8

- hypertrophic L91.9
  - specified NEC L91.8
- infiltrative NEC L98.6
- newborn P83.9
  - specified NEC P83.88
- picking F42.4
- psychogenic (allergic) (eczematous) F54

SLC13A5 Citrate Transporter Disorder E74.820

sleep G47.9
- breathing-related — *see* Apnea, sleep
- circadian rhythm G47.20
  - advance sleep phase type G47.22
  - delayed sleep phase type G47.21
  - due to
    - alcohol
      - abuse F10.182
      - dependence F10.282
      - use F10.982
    - amphetamines
      - abuse F15.182
      - dependence F15.282
      - use F15.982
    - caffeine
      - abuse F15.182
      - dependence F15.282
      - use F15.982
    - cocaine
      - abuse F14.182
      - dependence F14.282
      - use F14.982
    - drug NEC
      - abuse F19.182
      - dependence F19.282
      - use F19.982
    - opioid

- abuse F11.182
- dependence F11.282
- use F11.982
- psychoactive substance NEC
  - abuse F19.182
  - dependence F19.282
  - use F19.982
- sedative, hypnotic, or anxiolytic
  - abuse F13.182
  - dependence F13.282
  - use F13.982
- stimulant NEC
  - abuse F15.182
  - dependence F15.282
  - use F15.982
- free running type G47.24
- in conditions classified elsewhere G47.27
- irregular sleep wake type G47.23
- jet lag type G47.25
- non-24-hour sleep-wake type G47.24
- shift work type G47.26
- specified NEC G47.29

due to

- alcohol
  - abuse F10.182
  - dependence F10.282
  - use F10.982
- amphetamine
  - abuse F15.182
  - dependence F15.282
  - use F15.982
- anxiolytic
  - abuse F13.182
  - dependence F13.282
  - use F13.982
- caffeine

- abuse F15.182
- dependence F15.282
- use F15.982

- cocaine
  - abuse F14.182
  - dependence F14.282
  - use F14.982
- drug NEC
  - abuse F19.182
  - dependence F19.282
  - use F19.982
- hypnotic
  - abuse F13.182
  - dependence F13.282
  - use F13.982
- opioid
  - abuse F11.182
  - dependence F11.282
  - use F11.982
- psychoactive substance NEC
  - abuse F19.182
  - dependence F19.282
  - use F19.982
- sedative
  - abuse F13.182
  - dependence F13.282
  - use F13.982
- stimulant NEC
  - abuse F15.182
  - dependence F15.282
  - use F15.982

- emotional F51.9
- excessive somnolence — *see* Hypersomnia
- hypersomnia type — *see* Hypersomnia
- initiating or maintaining — *see* Insomnia
- nightmares F51.5
- nonorganic F51.9
  - specified NEC F51.8

- parasomnia type G47.50
- specified NEC G47.8
- terrors F51.4
- walking F51.3

sleep-wake pattern or schedule (*see also* Disorder, sleep, circadian rhythm) G47.9
- specified NEC G47.8

social
- anxiety (of childhood) F40.10
  - generalized F40.11
- functioning in childhood F94.9
  - specified NEC F94.8
- pragmatic F80.82

soft tissue M79.9
- ankle M79.9
- due to use, overuse and pressure M70.90
  - ankle M70.97 ☑
  - bursitis — *see* Bursitis
  - foot M70.97 ☑
  - forearm M70.93 ☑
  - hand M70.94 ☑
  - lower leg M70.96 ☑
  - multiple sites M70.99
  - pelvic region M70.95 ☑
  - shoulder region M70.91 ☑
  - specified site NEC M70.98
  - specified type NEC M70.80
    - ankle M70.87 ☑
    - foot M70.87 ☑
    - forearm M70.83 ☑
    - hand M70.84 ☑
    - lower leg M70.86 ☑
    - multiple sites M70.89
    - pelvic region M70.85 ☑
    - shoulder region M70.81 ☑
    - specified site NEC M70.88
    - thigh M70.85 ☑
    - upper arm M70.82 ☑

- thigh M70.95 ☑
- upper arm M70.92 ☑
- foot M79.9
- forearm M79.9
- hand M79.9
- lower leg M79.9
- multiple sites M79.9
- occupational — *see* Disorder, soft tissue, due to use, overuse and pressure
- pelvic region M79.9
- shoulder region M79.9
- specified type NEC M79.89
- thigh M79.9
- upper arm M79.9

somatic symptom F45.1
somatization F45.0
somatoform F45.9
- pain (persistent) F45.41
- somatization (multiple) (long-lasting) F45.0
- specified NEC F45.8
- undifferentiated F45.1

somnolence, excessive — *see* Hypersomnia
specific
- arithmetical F81.2
- developmental, of motor F82
- reading F81.0
- speech and language F80.9
- spelling F81.81
- written expression F81.81

speech R47.9
- articulation (functional) (specific) F80.0
- developmental F80.9
- specified NEC R47.89

speech-sound F80.0
spelling (specific) F81.81
spine (*see also* Dorsopathy)
- ligamentous or muscular attachments, peripheral — *see* Enthesopathy, spinal
- specified NEC — *see* Dorsopathy, specified NEC

- stereotyped, habit or movement F98.4
- stimulant use (other) (unspecified)
  - mild F15.10
    - in remission (early) (sustained) F15.11
  - moderate or severe F15.20
    - in remission (early) (sustained) F15.21
- stomach (functional) — *see* Disorder, gastric
- stress F43.9
  - acute F43.0
  - post-traumatic F43.10
    - acute F43.11
    - chronic F43.12
- substance use (other) (unknown)
  - mild F19.10
    - with substance-induced
      - anxiety disorder F19.180
      - bipolar and related disorder F19.14
      - depressive disorder F19.14
      - major neurocognitive disorder F19.17
      - mild neurocognitive disorder F19.188
      - obsessive-compulsive and related disorder F19.188
      - sexual dysfunction F19.181
    - substance intoxication F19.129
    - substance intoxication delirium F19.121
  - moderate or severe F19.20
    - with substance-induced
      - anxiety disorder F19.280
      - bipolar and related disorder F19.24
      - depressive disorder F19.24
      - major neurocognitive disorder F19.27
      - mild neurocognitive disorder F19.288
      - obsessive-compulsive and related disorder F19.288
      - sexual dysfunction F19.281
    - in remission (early) (sustained) F19.21
    - substance intoxication F19.229
    - substance intoxication delirium F19.221
- sulfur-bearing amino-acid metabolism E72.10
- sweat gland (eccrine) L74.9

- apocrine L75.9
  - specified NEC L75.8
- specified NEC L74.8

synovium M67.90
- acromioclavicular M67.91 ☑
- ankle M67.97 ☑
- elbow M67.92 ☑
- foot M67.97 ☑
- forearm M67.93 ☑
- hand M67.94 ☑
- hip M67.95 ☑
- knee M67.96 ☑
- multiple sites M67.99
- rupture — *see* Rupture, synovium
- shoulder M67.91 ☑
- specified type NEC M67.80
  - acromioclavicular M67.81 ☑
  - ankle M67.87 ☑
  - elbow M67.82 ☑
  - foot M67.87 ☑
  - hand M67.84 ☑
  - hip M67.85 ☑
  - knee M67.86 ☑
  - multiple sites M67.89
  - wrist M67.83 ☑
- synovitis — *see* Synovitis
- upper arm M67.92 ☑
- wrist M67.93 ☑

temperature regulation, newborn P81.9
- specified NEC P81.8

temporomandibular joint M26.60 ☑

tendon M67.90
- acromioclavicular M67.91 ☑
- ankle M67.97 ☑
- contracture — *see* Contracture, tendon
- elbow M67.92 ☑
- foot M67.97 ☑
- forearm M67.93 ☑

- hand M67.94
- hip M67.95
- knee M67.96
- multiple sites M67.99
- rupture — *see* Rupture, tendon
- shoulder M67.91
- specified type NEC M67.80
  - acromioclavicular M67.81
  - ankle M67.87
  - elbow M67.82
  - foot M67.87
  - hand M67.84
  - hip M67.85
  - knee M67.86
  - multiple sites M67.89
  - trunk M67.88
  - wrist M67.83
- synovitis — *see* Synovitis
- tendinitis — *see* Tendinitis
- tenosynovitis — *see* Tenosynovitis
- trunk M67.98
- upper arm M67.92
- wrist M67.93

thoracic root (nerve) NEC G54.3

thyrocalcitonin hypersecretion E07.0

thyroid (gland) E07.9

- function NEC, neonatal, transitory P72.2
- iodine-deficiency related E01.8
- specified NEC E07.89

tic — *see* Tic

tobacco use

- chewing tobacco (mild) (moderate) (severe)
  - in remission (early) (sustained) F17.221
- cigarettes (mild) (moderate) (severe)
  - in remission (early) (sustained) F17.211
- mild F17.200

- in remission (early) (sustained) F17.201
- moderate F17.200
  - in remission (early) (sustained) F17.201
- severe F17.200
  - in remission (early) (sustained) F17.201
- specified product NEC (mild) (moderate) (severe)
  - in remission (early) (sustained) F17.291

tooth K08.9
- development K00.9
  - specified NEC K00.8
- eruption K00.6

Tourette's F95.2
trance and possession F44.89
transvestic F65.1
trauma and stressor-related NOS F43.9
- other specified F43.89
- unspecified F43.9

tricuspid (valve) — *see* Endocarditis, tricuspid
tryptophan metabolism E70.5
tubular, phosphate-losing N25.0
tubulo-interstitial (in)
- brucellosis A23.9 *[N16]*
- cystinosis E72.04
- diphtheria A36.84
- glycogen storage disease E74.00 *[N16]*
- leukemia NEC C95.9 ☑ *[N16]*
- lymphoma NEC C85.9 ☑ *[N16]*
- mixed cryoglobulinemia D89.1 *[N16]*
- multiple myeloma C90.0 ☑ *[N16]*
- Salmonella infection A02.25
- sarcoidosis D86.84
- sepsis A41.9 *[N16]*
  - streptococcal A40.9 *[N16]*
- systemic lupus erythematosus M32.15
- toxoplasmosis B58.83
- transplant rejection T86.91 *[N16]*
- Wilson's disease E83.01 *[N16]*

tubulo-renal function, impaired N25.9

- specified NEC N25.89
- tympanic membrane H73.9
  - atrophy — *see* Atrophy, tympanic membrane
  - infection — *see* Myringitis
  - perforation — *see* Perforation, tympanum
  - specified NEC H73.89
- unsocialized aggressive F91.1
- urea cycle metabolism E72.20
  - argininemia E72.21
  - arginosuccinic aciduria E72.22
  - citrullinemia E72.23
  - ornithine transcarbamylase deficiency E72.4
  - other specified E72.29
- ureter (in) N28.9
  - schistosomiasis B65.0 *[N29]*
  - tuberculosis A18.11
- urethra N36.9
  - specified NEC N36.8
- urinary system N39.9
  - specified NEC N39.8
- valve, heart
  - aortic — *see* Endocarditis, aortic
  - mitral — *see* Endocarditis, mitral
  - pulmonary — *see* Endocarditis, pulmonary
  - rheumatic
    - aortic — *see* Endocarditis, aortic, rheumatic
    - mitral — *see* Endocarditis, mitral
    - pulmonary — *see* Endocarditis, pulmonary, rheumatic
    - tricuspid — *see* Endocarditis, tricuspid
  - tricuspid — *see* Endocarditis, tricuspid
- vestibular function H81.9
  - specified NEC — *see* subcategory H81.8
    - in diseases classified elsewhere H82.
  - vertigo — *see* Vertigo
- vision, binocular H53.30

- abnormal retinal correspondence H53.31
- diplopia H53.2
- fusion with defective stereopsis H53.32
- simultaneous perception H53.33
- suppression H53.34

visual
- cortex
  - blindness H47.619
    - left brain H47.612
    - right brain H47.611
    - due to
    - inflammatory disorder H47.629
      - left brain H47.622
      - right brain H47.621
    - neoplasm H47.639
      - left brain H47.632
      - right brain H47.631
    - vascular disorder H47.649
      - left brain H47.642
      - right brain H47.641
  - pathway H47.9
    - due to
      - inflammatory disorder H47.51 ☑
      - neoplasm H47.52 ☑
      - vascular disorder H47.53 ☑
    - optic chiasm — *see* Disorder, optic, chiasm

vitreous body H43.9
- crystalline deposits — *see* Deposit, crystalline
- degeneration — *see* Degeneration, vitreous
- hemorrhage — *see* Hemorrhage, vitreous
- opacities — *see* Opacity, vitreous
- prolapse — *see* Prolapse, vitreous
- specified type NEC H43.89

voice R49.9
- specified type NEC R49.8

- volatile solvent use
  - due to drug abuse — *see* Abuse, drug, inhalant
  - due to drug dependence — *see* Dependence, drug, inhalant
- voyeuristic F65.3
- white blood cells D72.9
  - specified NEC D72.89
- withdrawing, child or adolescent F40.10

Disorientation R41.0

Displacement, displaced
- acquired traumatic of bone, cartilage, joint, tendon NEC — *see* Dislocation
- adrenal gland (congenital) Q89.1
- appendix, retrocecal (congenital) Q43.8
- auricle (congenital) Q17.4
- bladder (acquired) N32.89
  - congenital Q64.19
- brachial plexus (congenital) Q07.8
- brain stem, caudal (congenital) Q04.8
- canaliculus (lacrimalis), congenital Q10.6
- cardia through esophageal hiatus (congenital) Q40.1
- cerebellum, caudal (congenital) Q04.8
- cervix — *see* Malposition, uterus
- colon (congenital) Q43.3
- device, implant or graft (*see also* Complications, by site and type, mechanical) T85.628 ☑
  - arterial graft NEC — *see* Complication, cardiovascular device, mechanical, vascular
  - breast (implant) T85.42 ☑
  - catheter NEC T85.628 ☑
    - dialysis (renal) T82.42 ☑
      - intraperitoneal T85.621 ☑
    - infusion NEC T82.524 ☑
      - spinal (epidural) (subdural) T85.620 ☑
    - urinary

- cystostomy T83.020
- Hopkins T83.028
- ileostomy T83.028
- indwelling T83.021
- nephrostomy T83.022
- specified NEC T83.028
- urostomy T83.028

electronic (electrode) (pulse generator) (stimulator) — *see* Complication, electronic stimulator
fixation, internal (orthopedic) NEC — *see* Complication, fixation device, mechanical
gastrointestinal — *see* Complications, prosthetic device, mechanical, gastrointestinal device
genital NEC T83.428

- intrauterine contraceptive device (string) T83.32
- penile prosthesis (cylinder) (implanted) (pump) (reservoir) T83.420
- testicular prosthesis T83.421

heart NEC — *see* Complication, cardiovascular device, mechanical
joint prosthesis — *see* Complications, joint prosthesis, mechanical
ocular — *see* Complications, prosthetic device, mechanical, ocular device
orthopedic NEC — *see* Complication, orthopedic, device or graft, mechanical
specified NEC T85.628
urinary NEC T83.128

- graft T83.22
- sphincter, implanted T83.121
- stent (ileal conduit) (nephroureteral) T83.123
  - ureteral indwelling T83.122

vascular NEC — *see* Complication, cardiovascular device, mechanical
ventricular intracranial shunt T85.02

electronic stimulator

- bone T84.320
- cardiac — *see* Complications, cardiac device, electronic
- nervous system — *see* Complication, prosthetic device, mechanical, electronic nervous system stimulator
- urinary — *see* Complications, electronic stimulator, urinary

esophageal mucosa into cardia of stomach, congenital Q39.8
esophagus (acquired) K22.89

- congenital Q39.8

eyeball (acquired) (lateral) (old) — *see* Displacement, globe

- congenital Q15.8
- current — *see* Avulsion, eye

- fallopian tube (acquired) N83.4
  - congenital Q50.6
  - opening (congenital) Q50.6
- gallbladder (congenital) Q44.1
- gastric mucosa (congenital) Q40.2
- globe (acquired) (old) (lateral) H05.21
  - current — *see* Avulsion, eye
- heart (congenital) Q24.8
  - acquired I51.89
- hymen (upward) (congenital) Q52.4
- intervertebral disc NEC
  - with myelopathy — *see* Disorder, disc, with, myelopathy
  - cervical, cervicothoracic (with) M50.20
    - myelopathy — *see* Disorder, disc, cervical, with myelopathy
    - neuritis, radiculitis or radiculopathy — *see* Disorder, disc, cervical, with neuritis
  - due to trauma — *see* Dislocation, vertebra
  - lumbar region M51.26
    - with
      - myelopathy M51.06
      - neuritis, radiculitis, radiculopathy or sciatica M51.16
  - lumbosacral region M51.27
    - with
      - neuritis, radiculitis, radiculopathy or sciatica M51.17
  - sacrococcygeal region M53.3
  - thoracic region M51.24
    - with
      - myelopathy M51.04
      - neuritis, radiculitis, radiculopathy M51.14
  - thoracolumbar region M51.25
    - with
      - myelopathy M51.05
      - neuritis, radiculitis, radiculopathy M51.15
- intrauterine device (string) T83.32
- kidney (acquired) N28.83
  - congenital Q63.2

- lachrymal, lacrimal apparatus or duct (congenital) Q10.6
- lens, congenital Q12.1
- macula (congenital) Q14.1
- Meckel's diverticulum Q43.0
  - malignant — *see* Table of Neoplasms, small intestine, malignant
- nail (congenital) Q84.6
  - acquired L60.8
- opening of Wharton's duct in mouth Q38.4
- organ or site, congenital NEC — *see* Malposition, congenital
- ovary (acquired) N83.4 ☑
  - congenital Q50.39
  - free in peritoneal cavity (congenital) Q50.39
  - into hernial sac N83.4 ☑
- oviduct (acquired) N83.4 ☑
  - congenital Q50.6
- parathyroid (gland) E21.4
- parotid gland (congenital) Q38.4
- punctum lacrimale (congenital) Q10.6
- sacro-iliac (joint) (congenital) Q74.2
  - current injury S33.2 ☑
  - old — *see* subcategory M53.2 ☑
- salivary gland (any) (congenital) Q38.4
- spleen (congenital) Q89.09
- stomach, congenital Q40.2
- sublingual duct Q38.4
- tongue (downward) (congenital) Q38.3
- tooth, teeth, fully erupted M26.30
  - horizontal M26.33
  - vertical M26.34
- trachea (congenital) Q32.1
- ureter or ureteric opening or orifice (congenital) Q62.62
- uterine opening of oviducts or fallopian tubes Q50.6
- uterus, uterine — *see* Malposition, uterus
- ventricular septum Q21.0
  - with rudimentary ventricle Q20.4

Disproportion

- between native and reconstructed breast N65.1
- fiber-type G71.20
  - congenital G71.29

Disruptio uteri — *see* Rupture, uterus

Disruption(of)
- ciliary body NEC H21.89
- closure of
  - abdominal wall muscle or fascia T81.321 ☑
  - cornea T81.31 ☑
  - craniotomy T81.328 ☑
  - fascia (muscular) (superficial) T81.328 ☑
  - gastrointestinal tract anastomosis, repair, or closure T81.320 ☑
  - internal organ or tissue T81.328 ☑
  - laceration (external) (internal) T81.33 ☑
  - ligament T81.328 ☑
  - mucosa T81.31 ☑
  - muscle or muscle flap T81.328 ☑
  - ribs or rib cage T81.328 ☑
  - skin and subcutaneous tissue (full-thickness) (superficial) T81.31 ☑
  - skull T81.328 ☑
  - sternum (sternotomy) T81.328 ☑
  - tendon T81.328 ☑
  - traumatic laceration (external) (internal) T81.33 ☑
- family Z63.8
  - due to
    - absence of family member due to military deployment Z63.31
    - absence of family member NEC Z63.32
    - alcoholism and drug addiction in family Z63.72
    - bereavement Z63.4
    - death (assumed) or disappearance of family member Z63.4
    - divorce or separation Z63.5
    - drug addiction in family Z63.72
    - return of family member from military deployment (current or past conflict) Z63.71
    - stressful life events NEC Z63.79
- iris NEC H21.89
- ligament(s) (*see also* Sprain)
  - knee

- current injury — *see* Dislocation, knee
- old (chronic) — *see* Derangement, knee, ligament, instability, chronic
- spontaneous NEC — *see* Derangement, knee, disruption ligament

ossicular chain — *see* Discontinuity, ossicles, ear
pelvic ring (stable) S32.810 ☑
- unstable S32.811 ☑

wound T81.30 ☑
- episiotomy O90.1
- operation T81.31 ☑
  - cesarean O90.0
  - deep T81.329 ☑
  - external operation wound (superficial) T81.31 ☑
  - internal operation wound (deep) T81.329 ☑
    - abdominal wall muscle or fascia T81.321 ☑
    - specified NEC T81.328 ☑
- perineal (obstetric) O90.1
- traumatic injury repair T81.33 ☑

traumatic injury wound repair T81.33 ☑

Dissatisfaction with
- employment Z56.9
- school environment Z55.4

Dissecting — *see* condition

Dissection
- aorta I71.00
  - abdominal I71.02
  - thoracic I71.019
    - aortic arch I71.011
    - ascending aorta I71.010
    - descending thoracic aorta I71.012
  - thoracoabdominal I71.03
- artery I77.70
  - basilar (trunk) I77.75
  - carotid I77.71
  - cerebral (nonruptured) I67.0
    - ruptured — *see* Hemorrhage, intracranial, subarachnoid

- coronary I25.42
- extremity
  - lower I77.77
  - upper I77.76
- iliac I77.72
- precerebral
  - congenital (nonruptured) Q28.1
  - specified site NEC I77.75
- renal I77.73
- specified NEC I77.79
- vertebral I77.74

- precerebral artery, congenital (nonruptured) Q28.1
- traumatic — *see* Wound, open, by site
- vascular I99.8
- wound — *see* Wound, open

- Disseminated — *see* condition
- Dissociation
  - auriculoventricular or atrioventricular (AV) (any degree) (isorhythmic) I45.89
    - with heart block I44.2
  - interference I45.89
- Dissociative reaction, state F44.9
- Dissolution, vertebra — *see* Osteoporosis
- Distension, distention
  - abdomen R14.0
  - bladder N32.89
  - cecum K63.89
  - colon K63.89
  - gallbladder K82.8
  - intestine K63.89
  - kidney N28.89
  - liver K76.89
  - seminal vesicle N50.89
  - stomach K31.89
    - acute K31.0
    - psychogenic F45.8
  - ureter — *see* Dilatation, ureter
  - uterus N85.8

- Distoma hepaticum infestation B66.3
- Distomiasis B66.9
  - bile passages B66.3
  - hemic B65.9
  - hepatic B66.3
    - due to Clonorchis sinensis B66.1
  - intestinal B66.5
  - liver B66.3
    - due to Clonorchis sinensis B66.1
  - lung B66.4
  - pulmonary B66.4
- Distomolar (fourth molar) K00.1
- Disto-occlusion (Division I) (Division II) M26.212
- Distortion(s) (congenital)
  - adrenal (gland) Q89.1
  - arm NEC Q68.8
  - bile duct or passage Q44.5
  - bladder Q64.79
  - brain Q04.9
  - cervix (uteri) Q51.9
  - chest (wall) Q67.8
    - bones Q76.8
  - clavicle Q74.0
  - clitoris Q52.6
  - coccyx Q76.49
  - common duct Q44.5
  - coronary Q24.5
  - cystic duct Q44.5
  - ear (auricle) (external) Q17.3
    - inner Q16.5
    - middle Q16.4
      - ossicles Q16.3
  - endocrine NEC Q89.2
  - eustachian tube Q17.8
  - eye (adnexa) Q15.8
  - face bone(s) NEC Q75.8
  - fallopian tube Q50.6
  - femur NEC Q68.8
  - fibula NEC Q68.8
  - finger(s) Q68.1
  - foot Q66.9 ☑
  - genitalia, genital organ(s)

- female Q52.8
  - external Q52.79
  - internal NEC Q52.8
- gyri Q04.8
- hand bone(s) Q68.1
- heart (auricle) (ventricle) Q24.8
  - valve (cusp) Q24.8
- hepatic duct Q44.5
- humerus NEC Q68.8
- hymen Q52.4
- intrafamilial communications Z63.8
- jaw NEC M26.89
- labium (majus) (minus) Q52.79
- leg NEC Q68.8
- lens Q12.8
- liver Q44.79
- lumbar spine Q76.49
  - with disproportion Q33.8
    - causing obstructed labor Q65.0
- lumbosacral (joint) (region) Q76.49
  - kyphosis — *see* Kyphosis, congenital
  - lordosis — *see* Lordosis, congenital
- nerve Q07.8
- nose Q30.8
- organ
  - of Corti Q16.5
  - or site not listed — *see* Anomaly, by site
- ossicles, ear Q16.3
- oviduct Q50.6
- pancreas Q45.3
- parathyroid (gland) Q89.2
- pituitary (gland) Q89.2
- radius NEC Q68.8
- sacroiliac joint Q74.2
- sacrum Q76.49
- scapula Q74.0
- shoulder girdle Q74.0
- skull bone(s) NEC Q75.8

- with
  - anencephalus Q00.0
  - encephalocele — *see* Encephalocele
  - hydrocephalus Q03.9
    - with spina bifida — *see* Spina bifida, with hydrocephalus
  - microcephaly Q02
- spinal cord Q06.8
- spine Q76.49
  - kyphosis — *see* Kyphosis, congenital
  - lordosis — *see* Lordosis, congenital
- spleen Q89.09
- sternum NEC Q76.7
- thorax (wall) Q67.8
  - bony Q76.8
- thymus (gland) Q89.2
- thyroid (gland) Q89.2
- tibia NEC Q68.8
- toe(s) Q66.9 ☑
- tongue Q38.3
- trachea (cartilage) Q32.1
- ulna NEC Q68.8
- ureter Q62.8
- urethra Q64.79
  - causing obstruction Q64.39
- uterus Q51.9
- vagina Q52.4
- vertebra Q76.49
  - kyphosis — *see* Kyphosis, congenital
  - lordosis — *see* Lordosis, congenital
- visual (*see also* Disturbance, vision)
  - shape and size H53.15
- vulva Q52.79
- wrist (bones) (joint) Q68.8

Distress

- abdomen — *see* Pain, abdominal
- acute respiratory R06.03
  - syndrome (adult) (child) J80

- epigastric R10.13
- fetal P84
  - complicating pregnancy — *see* Stress, fetal
- gastrointestinal (functional) K30
  - psychogenic F45.8
- intestinal (functional) NOS K59.9
  - psychogenic F45.8
- maternal, during labor and delivery O75.0
- relationship, with spouse or intimate partner Z63.0
- respiratory (adult) (child) R06.03
  - newborn P22.9
    - specified NEC P22.8
  - orthopnea R06.01
  - psychogenic F45.8
  - shortness of breath R06.02
  - specified type NEC R06.09
- Distribution vessel, atypical Q27.9
  - coronary artery Q24.5
  - precerebral Q28.1
- Districhiasis L68.8
- Disturbance(s) (*see also* Disease)
  - absorption K90.9
    - calcium E58
    - carbohydrate K90.49
    - fat K90.49
      - pancreatic K90.3
    - protein K90.49
    - starch K90.49
    - vitamin — *see* Deficiency, vitamin
  - acid-base equilibrium E87.8
    - mixed E87.4
  - activity and attention (with hyperkinesis) — *see* Disorder, attention-deficit hyperactivity
  - amino acid transport E72.00
  - assimilation, food K90.9
  - auditory nerve, except deafness — *see* subcategory H93.3 ☑
  - behavior — *see* Disorder, conduct
  - blood clotting (mechanism) (*see also* Defect, coagulation) D68.9
  - cerebral

- nerve — *see* Disorder, nerve, cranial
- status, newborn P91.9
  - specified NEC P91.88
- circulatory I99.9
- conduct (*see also* Disorder, conduct) F91.9
  - adjustment reaction — *see* Disorder, adjustment
  - compulsive F63.9
  - disruptive F91.9
  - hyperkinetic — *see* Disorder, attention-deficit hyperactivity
  - socialized F91.2
  - specified NEC F91.8
  - unsocialized F91.1
- coordination R27.8
- cranial nerve — *see* Disorder, nerve, cranial
- deep sensibility — *see* Disturbance, sensation
- digestive K30
  - psychogenic F45.8
- electrolyte (*see also* Imbalance, electrolyte)
  - newborn, transitory P74.49
    - hyperammonemia P74.6
    - hyperchloremia P74.421
    - hyperchloremic metabolic acidosis P74.421
    - hypochloremia P74.422
    - potassium balance
      - hyperkalemia P74.31
      - hypokalemia P74.32
    - sodium balance
      - hypernatremia P74.21
      - hyponatremia P74.22
    - specified type NEC P74.49
- emotions specific to childhood and adolescence F93.9
  - with

- anxiety and fearfulness NEC F93.8
- elective mutism F94.0
- oppositional disorder F91.3
- sensitivity (withdrawal) F40.10
- shyness F40.10
- social withdrawal F40.10
- involving relationship problems F93.8
- mixed F93.8
- specified NEC F93.8

endocrine (gland) E34.9
- neonatal, transitory P72.9
  - specified NEC P72.8

equilibrium R42
fructose metabolism E74.10
gait — *see* Gait
- hysterical F44.4
- psychogenic F44.4

gastrointestinal (functional) K30
- psychogenic F45.8

habit, child F98.9
hearing, except deafness and tinnitus — *see* Abnormal, auditory perception
heart, functional (conditions in I44-I50)
- due to presence of (cardiac) prosthesis I97.19 ☑
- postoperative I97.89
  - cardiac surgery (*see also* Infarct, myocardium, associated with revascularization procedure) I97.190
  - other surgery I97.191

hormones E34.9
innervation uterus (parasympathetic) (sympathetic) N85.8
keratinization NEC
- gingiva K05.10
  - nonplaque induced K05.11
  - plaque induced K05.10
- lip K13.0
- oral (mucosa) (soft tissue) K13.29
- tongue K13.29

- learning (specific) — *see* Disorder, learning
- memory — *see* Amnesia
  - mild, following organic brain damage F06.8
- mental F99
  - associated with diseases classified elsewhere F54
- metabolism E88.9
  - with
    - abortion — *see* Abortion, by type with other specified complication
    - ectopic pregnancy O08.5
    - molar pregnancy O08.5
  - amino-acid E72.9
    - aromatic E70.9
    - branched-chain E71.2
    - straight-chain E72.89
    - sulfur-bearing E72.10
  - ammonia E72.20
  - arginine E72.21
  - arginosuccinic acid E72.22
  - carbohydrate E74.9
  - cholesterol E78.9
  - citrulline E72.23
  - cystathionine E72.19
  - general E88.9
  - glutamine E72.89
  - histidine E70.40
  - homocystine E72.19
  - hydroxylysine E72.3
  - in labor or delivery O75.89
  - iron E83.10
  - lipoid E78.9
  - lysine E72.3
  - methionine E72.19
  - neonatal, transitory P74.9
    - calcium and magnesium P71.9
      - specified type NEC P71.8
    - carbohydrate metabolism P70.9
      - specified type NEC P70.8

- specified NEC P74.8
- ornithine E72.4
- phosphate E83.39
- sodium NEC E87.8
- threonine E72.89
- tryptophan E70.5
- tyrosine E70.20
- urea cycle E72.20

motor R29.2
nervous, functional R45.0
neuromuscular mechanism (eye), due to syphilis A52.15
nutritional E63.9
- nail L60.3

ocular motion H51.9
- psychogenic F45.8

oculogyric H51.8
- psychogenic F45.8

oculomotor H51.9
- psychogenic F45.8

olfactory nerve R43.1
optic nerve NEC — *see* Disorder, nerve, optic
oral epithelium, including tongue NEC K13.29
perceptual due to
- alcohol withdrawal F10.232
- amphetamine intoxication F15.922
  - in
    - abuse F15.122
    - dependence F15.222
- anxiolytic withdrawal F13.232
- cannabis intoxication (acute) F12.922
  - in
    - abuse F12.122
    - dependence F12.222
- cocaine intoxication (acute) F14.922
  - in
    - abuse F14.122
    - dependence F14.222

- hypnotic withdrawal F13.232
- opioid intoxication (acute) F11.922
  - in
    - abuse F11.122
    - dependence F11.222
- phencyclidine intoxication (acute) F16.122
- sedative withdrawal F13.232

personality (pattern) (trait) (*see also* Disorder, personality) F60.9
- following organic brain damage F07.9

polyglandular E31.9
- specified NEC E31.8

potassium balance, newborn
- hyperkalemia P74.31
- hypokalemia P74.32

psychogenic F45.9
psychomotor F44.4
psychophysical visual H53.16
pupillary — *see* Anomaly, pupil, function
reflex R29.2
rhythm, heart I49.9
salivary secretion K11.7
sensation (cold) (heat) (localization) (tactile discrimination) (texture) (vibratory) NEC R20.9
- hysterical F44.6
- skin R20.9
  - anesthesia R20.0
  - hyperesthesia R20.3
  - hypoesthesia R20.1
  - paresthesia R20.2
  - specified type NEC R20.8
- smell R43.9
  - and taste (mixed) R43.8
  - anosmia R43.0
  - parosmia R43.1
  - specified NEC R43.8
- taste R43.9

- and smell (mixed) R43.8
- parageusia R43.2
- specified NEC R43.8

sensory — *see* Disturbance, sensation
situational (transient) (*see also* Disorder, adjustment)
- acute F43.0

sleep G47.9
- nonorganic origin F51.9

smell — *see* Disturbance, sensation, smell
sociopathic F60.2
sodium balance, newborn
- hypernatremia P74.21
- hyponatremia P74.22

speech R47.9
- developmental F80.9
- specified NEC R47.89

stomach (functional) K31.9
sympathetic (nerve) G90.9
taste — *see* Disturbance, sensation, taste
temperature
- regulation, newborn P81.9
  - specified NEC P81.8
- sense R20.8
  - hysterical F44.6

tooth
- eruption K00.6
- formation K00.4
- structure, hereditary NEC K00.5

touch — *see* Disturbance, sensation
vascular I99.9
- arteriosclerotic — *see* Arteriosclerosis

vasomotor I73.9
vasospastic I73.9
vision, visual H53.9
- following

- cerebral infarction I69.398
- cerebrovascular disease I69.998
  - specified NEC I69.898
- intracerebral hemorrhage I69.198
- nontraumatic intracranial hemorrhage NEC I69.298
- specified disease NEC I69.898
- subarachnoid hemorrhage I69.098
- psychophysical H53.16
- specified NEC H53.8
- subjective H53.10
- day blindness H53.11
- discomfort H53.14 ☑
- distortions of shape and size H53.15
- loss
  - sudden H53.13 ☑
  - transient H53.12 ☑
- specified type NEC H53.19

voice R49.9
- psychogenic F44.4
- specified NEC R49.8

Diuresis R35.89

Diver's palsy, paralysis or squeeze T70.3 ☑

Diverticulitis (acute) K57.92
- bladder — *see* Cystitis
- ileum — *see* Diverticulitis, intestine, small
- intestine K57.92
- with
- abscess, perforation K57.80
  - with bleeding K57.81
- bleeding K57.93
- congenital Q43.8
- large K57.32
- with
- abscess, perforation K57.20
  - with bleeding K57.21
- bleeding K57.33
- small intestine K57.52

- with
  - abscess, perforation K57.40
    - with bleeding K57.41
  - bleeding K57.53
- small K57.12
  - with
    - abscess, perforation K57.00
      - with bleeding K57.01
    - bleeding K57.13
    - large intestine K57.52
      - with
        - abscess, perforation K57.40
          - with bleeding K57.41
        - bleeding K57.53

Diverticulosis K57.90
- with bleeding K57.91
- large intestine K57.30
  - with
    - bleeding K57.31
    - small intestine K57.50
      - with bleeding K57.51
- small intestine K57.10
  - with
    - bleeding K57.11
    - large intestine K57.50
      - with bleeding K57.51

Diverticulum, diverticula (multiple) K57.90
- appendix (noninflammatory) K38.2
- bladder (sphincter) N32.3
  - congenital Q64.6
- bronchus (congenital) Q32.4
  - acquired J98.09
- calyx, calyceal (kidney) N28.89
- cardia (stomach) K31.4
- cecum — *see* Diverticulosis, intestine, large
  - congenital Q43.8
- colon — *see* Diverticulosis, intestine, large
  - congenital Q43.8

- duodenum — *see* Diverticulosis, intestine, small
  - congenital Q43.8
- epiphrenic (esophagus) K22.5
- esophagus (congenital) Q39.6
  - acquired (epiphrenic) (pulsion) (traction) K22.5
- eustachian tube — *see* Disorder, eustachian tube, specified NEC
- fallopian tube N83.8
- gastric K31.4
- heart (congenital) Q24.8
- ileum — *see* Diverticulosis, intestine, small
- jejunum — *see* Diverticulosis, intestine, small
- kidney (pelvis) (calyces) N28.89
  - with calculus — *see* Calculus, kidney
- Meckel's (displaced) (hypertrophic) Q43.0
  - malignant — *see* Table of Neoplasms, small intestine, malignant
- midthoracic K22.5
- organ or site, congenital NEC — *see* Distortion
- pericardium (congenital) (cyst) Q24.8
  - acquired I31.8
- pharyngoesophageal (congenital) Q39.6
  - acquired K22.5
- pharynx (congenital) Q38.7
- rectosigmoid — *see* Diverticulosis, intestine, large
  - congenital Q43.8
- rectum — *see* Diverticulosis, intestine, large
- Rokitansky's K22.5
- seminal vesicle N50.89
- sigmoid — *see* Diverticulosis, intestine, large
  - congenital Q43.8
- stomach (acquired) K31.4
  - congenital Q40.2
- trachea (acquired) J39.8
- ureter (acquired) N28.89
  - congenital Q62.8

- ureterovesical orifice N28.89
- urethra (acquired) N36.1
  - congenital Q64.79
- ventricle, left (congenital) Q24.8
- vesical N32.3
  - congenital Q64.6
- Zenker's (esophagus) K22.5

Division
- cervix uteri (acquired) N88.8
- glans penis Q55.69
- labia minora (congenital) Q52.79
- ligament (partial or complete) (current) (*see also* Sprain)
  - with open wound — *see* Wound, open
- muscle (partial or complete) (current) (*see also* Injury, muscle)
  - with open wound — *see* Wound, open
- nerve (traumatic) — *see* Injury, nerve
- spinal cord — *see* Injury, spinal cord, by region
- vein I87.8

Divorce, causing family disruption Z63.5

Dix-Hallpike neurolabyrinthitis — *see* Neuronitis, vestibular

Dizziness R42
- hysterical F44.89
- psychogenic F45.8

DMAC (disseminated mycobacterium avium- intracellulare complex) A31.2

DNR (do not resuscitate) Z66

Doan-Wiseman syndrome (primary splenic neutropenia) — *see* Agranulocytosis

Doehle-Heller aortitis A52.02

Dog bite — *see* Bite

Dohle body panmyelopathic syndrome D72.0

Dolichocephaly Q67.2
- non-deformational Q75.01

Dolichocolon Q43.8

Dolichostenomelia — *see* Syndrome, Marfan

Donohue's syndrome E34.8

Donor (organ or tissue) Z52.9
- blood (whole) Z52.000

- autologous Z52.010
- specified component (lymphocytes) (platelets) NEC Z52.008
  - autologous Z52.018
  - specified donor NEC Z52.098
- specified donor NEC Z52.090
- stem cells Z52.001
  - autologous Z52.011
  - specified donor NEC Z52.091
- bone Z52.20
  - autologous Z52.21
  - marrow Z52.3
  - specified type NEC Z52.29
- cornea Z52.5
- egg (Oocyte) Z52.819
  - age 35 and over Z52.812
    - anonymous recipient Z52.812
    - designated recipient Z52.813
  - under age 35 Z52.810
    - anonymous recipient Z52.810
    - designated recipient Z52.811
- kidney Z52.4
- liver Z52.6
- lung Z52.89
- lymphocyte — *see* Donor, blood, specified components NEC
- Oocyte — *see* Donor, egg
- platelets Z52.008
- potential, examination of Z00.5
- semen Z52.89
- skin Z52.10
  - autologous Z52.11
  - specified type NEC Z52.19
- specified organ or tissue NEC Z52.89
- sperm Z52.89

Donovanosis A58

Dorsalgia M54.9

- psychogenic F45.41
- specified NEC M54.89

Dorsopathy M53.9
- deforming M43.9
  - specified NEC — *see* subcategory M43.8
- specified NEC M53.80
  - cervical region M53.82
  - cervicothoracic region M53.83
  - lumbar region M53.86
  - lumbosacral region M53.87
  - occipito-atlanto-axial region M53.81
  - sacrococcygeal region M53.88
  - thoracic region M53.84
  - thoracolumbar region M53.85

Double
- albumin E88.09
- aortic arch Q25.45
- auditory canal Q17.8
- auricle (heart) Q20.8
- bladder Q64.79
- cervix Q51.820
  - with doubling of uterus (and vagina) Q51.10
    - with obstruction Q51.11
- inlet ventricle Q20.4
- kidney with double pelvis (renal) Q63.0
- meatus urinarius Q64.75
- monster Q89.4
- outlet
  - left ventricle Q20.2
  - right ventricle Q20.1
- pelvis (renal) with double ureter Q62.5
- tongue Q38.3
- ureter (one or both sides) Q62.5
  - with double pelvis (renal) Q62.5

- urethra Q64.74
- urinary meatus Q64.75
- uterus Q51.28
  - with
    - doubling of cervix (and vagina) Q51.10
      - with obstruction Q51.11
    - complete Q51.21
    - in pregnancy or childbirth O34.0
      - causing obstructed labor O65.5
    - partial Q51.22
    - specified NEC Q51.28
- vagina Q52.10
  - with doubling of uterus (and cervix) Q51.10
    - with obstruction Q51.11
- vision H53.2
- vulva Q52.79

Doubled up Z59.01

Douglas' pouch, cul-de-sac — *see* condition

Down syndrome Q90.9
- meiotic nondisjunction Q90.0
- mitotic nondisjunction Q90.1
- mosaicism Q90.1
- translocation Q90.2

DPD (dihydropyrimidine dehydrogenase deficiency) E88.89

Dracontiasis B72

Dracunculiasis, dracunculosis B72

Dream state, hysterical F44.89

Dreschlera (hawaiiensis) (infection) B43.8

Drepanocytic anemia — *see* Disease, sickle-cell

Dresbach's syndrome (elliptocytosis) D58.1

Dressler's syndrome I24.1

Drift, ulnar — *see* Deformity, limb, specified type NEC, forearm

Drinking (alcohol)
- excessive, to excess NEC (without dependence) F10.10
  - habitual (continual) (without remission) F10.20
    - with remission F10.21

Drip, postnasal (chronic) R09.82
- due to

- allergic rhinitis — *see* Rhinitis, allergic
- common cold J00
- gastroesophageal reflux — *see* Reflux, gastroesophageal
- nasopharyngitis — *see* Nasopharyngitis
- other know condition - code to condition
- sinusitis — *see* Sinusitis

Droop
- facial R29.810
  - cerebrovascular disease I69.992
    - cerebral infarction I69.392
    - intracerebral hemorrhage I69.192
    - nontraumatic intracranial hemorrhage NEC I69.292
    - specified disease NEC I69.892
    - subarachnoid hemorrhage I69.092

Drop (in)
- attack NEC R55
- finger — *see* Deformity, finger
- foot — *see* Deformity, limb, foot, drop
- hematocrit (precipitous) R71.0
- hemoglobin R71.0
- toe — *see* Deformity, toe, specified NEC
- wrist — *see* Deformity, limb, wrist drop

Dropped heart beats I45.9

Dropsy, dropsical (*see also* Hydrops)
- abdomen R18.8
- brain — *see* Hydrocephalus
- cardiac, heart — *see* Failure, heart, congestive
- gangrenous — *see* Gangrene
- heart — *see* Failure, heart, congestive
- kidney — *see* Nephrosis
- lung — *see* Edema, lung
- newborn due to isoimmunization P56.0
- pericardium — *see* Pericarditis

Drowned, drowning (near) T75.1

Drowsiness R40.0

Drug

- abuse counseling and surveillance Z71.51
- addiction — *see* Dependence
- dependence — *see* Dependence
- habit — *see* Dependence
- harmful use — *see* Abuse, drug
- induced fever R50.2
- overdose — *see* Table of Drugs and Chemicals, by drug, poisoning
- poisoning — *see* Table of Drugs and Chemicals, by drug, poisoning
- resistant organism infection (*see also* Resistant, organism, to, drug) Z16.30
- therapy
  - long term (current) (prophylactic) — *see* Therapy, drug long-term (current) (prophylactic)
  - short term - omit code
- wrong substance given or taken in error — *see* Table of Drugs and Chemicals, by drug, poisoning

Drunkenness (without dependence) F10.129
- acute in alcoholism F10.229
- chronic (without remission) F10.20
  - with remission F10.21
- pathological (without dependence) F10.129
  - with dependence F10.229
- sleep F51.9

Drusen
- macula (degenerative) (retina) — *see* Degeneration, macula, drusen
- optic disc H47.32 ☑

Dry, dryness (*see also* condition)
- larynx J38.7
- mouth R68.2
  - due to dehydration E86.0
- nose J34.89
- socket (teeth) M27.3
- throat J39.2

DSAP L56.5

Duane's syndrome H50.81 ☑

Dubin-Johnson disease or syndrome E80.6

Dubois' disease (thymus gland) A50.59 *[E35]*

Dubowitz' syndrome Q87.19

Duchenne-Aran muscular atrophy G12.21

Duchenne-Griesinger disease G71.01

Duchenne's

- disease or syndrome
  - motor neuron disease G12.22
  - muscular dystrophy G71.01
- locomotor ataxia (syphilitic) A52.11
- paralysis
  - birth injury P14.0
  - due to or associated with
    - motor neuron disease G12.22
    - muscular dystrophy G71.01
- Ducreyi chancre A57
- Ducrey's chancre A57
- Duct, ductus — *see* condition
- Duffy phenotype — *see* Phenotype, Duffy
- Duhring's disease (dermatitis herpetiformis) L13.0
- Dullness, cardiac (decreased) (increased) R01.2
- Dumb ague — *see* Malaria
- Dumbness — *see* Aphasia
- Dumdum fever B55.0
- Dumping syndrome (postgastrectomy) K91.1
- Duodenitis (nonspecific) (peptic) K29.80
  - with bleeding K29.81
  - erosive — *see* Ulcer, duodenum
- Duodenocholangitis — *see* Cholangitis
- Duodenum, duodenal — *see* condition
- Duplay's bursitis or periarthritis M75.0 ☑
- Duplication, duplex (*see also* Accessory)
  - alimentary tract Q45.8
  - anus Q43.4
  - appendix (and cecum) Q43.4
  - biliary duct (any) Q44.5
  - bladder Q64.79
  - cecum (and appendix) Q43.4
  - cervix Q51.820
  - chromosome NEC (*see also* Trisomy)
    - with complex rearrangements NEC Q92.5
    - seen only at prometaphase Q92.8

- cystic duct Q44.5
- digestive organs Q45.8
- esophagus Q39.8
- frontonasal process Q75.8
- intestine (large) (small) Q43.4
- kidney Q63.0
- liver Q44.79
- pancreas Q45.3
- penis Q55.69
- respiratory organs NEC Q34.8
- salivary duct Q38.4
- spinal cord (incomplete) Q06.2
- stomach Q40.2

Dupré's disease (meningism) R29.1
Dupuytren's contraction or disease M72.0
Durand-Nicolas-Favre disease A55
Durotomy (inadvertent) (incidental) G97.41
Duroziez's disease (congenital mitral stenosis) Q23.2
Dutton's relapsing fever (West African) A68.1
Dwarfism (*see also* Short, stature) E34.328

- achondroplastic Q77.4
- congenital (*see also* Short, stature) E34.328
- constitutional E34.31
- hypochondroplastic Q77.4
- hypophyseal E23.0
- infantile (*see also* Short, stature) E34.328
- Laron-type (*see also* Short, stature) E34.321
- Lorain (-Levi) type E23.0
- metatropic Q77.8
- nephrotic-glycosuric (with hypophosphatemic rickets) E72.09
- nutritional E45
- pancreatic K86.89
- pituitary E23.0
- renal N25.0
- thanatophoric Q77.1

- Dyke-Young anemia (secondary) (symptomatic) D59.19
- Dysacusis — *see* Abnormal, auditory perception
- Dysadrenocortism E27.9
  - hyperfunction E27.0
- Dysarthria R47.1
  - following
    - cerebral infarction I69.322
    - cerebrovascular disease I69.922
      - specified disease NEC I69.822
    - intracerebral hemorrhage I69.122
    - nontraumatic intracranial hemorrhage NEC I69.222
    - subarachnoid hemorrhage I69.022
- Dysautonomia (familial) G90.1
- Dysbarism T70.3 ☑
- Dysbasia R26.2
  - angiosclerotica intermittens I73.9
  - hysterical F44.4
  - lordotica (progressiva) G24.1
  - nonorganic origin F44.4
  - psychogenic F44.4
- Dysbetalipoproteinemia (familial) E78.2
- Dyscalculia R48.8
  - developmental F81.2
- Dyschezia K59.00
- Dyschondroplasia (with hemangiomata) Q78.4
- Dyschromia (skin) L81.9
- Dyscollagenosis M35.9
- Dyscranio-pygo-phalangy Q87.0
- Dyscrasia
  - blood (with) D75.9
    - antepartum hemorrhage — *see* Hemorrhage, antepartum, with coagulation defect
    - newborn P61.9
      - specified type NEC P61.8
    - intrapartum hemorrhage O67.0
    - puerperal, postpartum O72.3
  - polyglandular, pluriglandular E31.9

- Dysendocrinism E34.9
- Dysentery, dysenteric (catarrhal) (diarrhea) (epidemic) (hemorrhagic) (infectious) (sporadic) (tropical) A09
  - abscess, liver A06.4
  - amebic (*see also* Amebiasis) A06.0
    - with abscess — *see* Abscess, amebic
    - acute A06.0
    - chronic A06.1
  - arthritis (*see also* category M01 ☑) A09
    - bacillary (*see also* category M01 ☑) A03.9
  - bacillary A03.9
    - arthritis (*see also* category M01 ☑) A03.9
    - Boyd A03.2
    - Flexner A03.1
    - Schmitz (-Stutzer) A03.0
    - Shiga (-Kruse) A03.0
    - Shigella A03.9
      - boydii A03.2
      - dysenteriae A03.0
      - flexneri A03.1
      - group A A03.0
      - group B A03.1
      - group C A03.2
      - group D A03.3
      - sonnei A03.3
      - specified type NEC A03.8
    - Sonne A03.3
    - specified type NEC A03.8
  - balantidial A07.0
  - Balantidium coli A07.0
  - Boyd's A03.2
  - candidal B37.82
  - Chilomastix A07.8
  - Chinese A03.9
  - coccidial A07.3
  - Dientamoeba (fragilis) A07.8
  - Embadomonas A07.8

- Entamoeba, entamebic — *see* Dysentery, amebic
- Flexner-Boyd A03.2
- Flexner's A03.1
- Giardia lamblia A07.1
- Hiss-Russell A03.1
- Lamblia A07.1
- leishmanial B55.0
- malarial — *see* Malaria
- metazoal B82.0
- monilial B37.82
- protozoal A07.9
- Salmonella A02.0
- schistosomal B65.1
- Schmitz (-Stutzer) A03.0
- Shiga (-Kruse) A03.0
- Shigella NOS — *see* Dysentery, bacillary
- Sonne A03.3
- strongyloidiasis B78.0
- trichomonal A07.8
- viral (*see also* Enteritis, viral) A08.4

Dysequilibrium R42

Dysesthesia R20.8

- hysterical F44.6

Dysferlinopathy G71.033

Dysfibrinogenemia (congenital) D68.2

Dysfunction

- adrenal E27.9
  - hyperfunction E27.0
- autonomic
  - due to alcohol G31.2
  - somatoform F45.8
- bladder N31.9
  - neurogenic NOS — *see* Dysfunction, bladder, neuromuscular
  - neuromuscular NOS N31.9

- atonic (motor) (sensory) N31.2
- autonomous N31.2
- flaccid N31.2
- nonreflex N31.2
- reflex N31.1
- specified NEC N31.8
- uninhibited N31.0

bleeding, uterus N93.8
cerebral G93.89
chronic
- coronary microvascular I25.85
- lung allograft J4A.9
  - mixed J4A.0
  - specified NEC J4A.8

colon K59.9
- psychogenic F45.8

colostomy K94.03
coronary microvascular I25.85
- with
  - angina pectoris I20.81
  - myocardial infarction I21.B
- acute I24.81
- chronic I25.85

cystic duct K82.8
cystostomy (stoma) — *see* Complications, cystostomy
ejaculatory N53.19
- anejaculatory orgasm N53.13
- painful N53.12
- premature F52.4
- retarded N53.11

endocrine NOS E34.9
endometrium N85.8
enterostomy K94.13
erectile — *see* Dysfunction, sexual, male, erectile
feeding, pediatric
- acute R63.31
- chronic R63.32

- gallbladder K82.8
- gastrostomy (stoma) K94.23
- gland, glandular NOS E34.9
  - meibomian, of eyelid — *see* Dysfunction, meibomian gland
- heart I51.89
- hemoglobin D75.89
- hepatic K76.89
- hypophysis E23.7
- hypothalamic NEC E23.3
- ileostomy (stoma) K94.13
- jejunostomy (stoma) K94.13
- kidney — *see* Disease, renal
- labyrinthine — *see* subcategory H83.2
- left ventricular, following sudden emotional stress I51.81
- liver K76.89
- lymphatic
  - Fontan-associated I27.841
- male — *see* Dysfunction, sexual, male
- meibomian gland, of eyelid H02.889
  - left H02.886
    - lower H02.885
    - upper H02.884
    - upper and lower eyelids H02.88B
  - right H02.883
    - lower H02.882
    - upper H02.881
    - upper and lower eyelids H02.88A
- multifidus muscles, lumbar region M62.85
- orgasmic (female) F52.31
  - male F52.32
- ovary E28.9
  - specified NEC E28.8
- papillary muscle I51.89
- parathyroid E21.4
- physiological NEC R68.89

- psychogenic F59
- pineal gland E34.8
- pituitary (gland) E23.3
- platelets D69.1
- polyglandular E31.9
  - specified NEC E31.8
- psychophysiologic F59
- psychosexual F52.9
  - with
    - dyspareunia F52.6
    - premature ejaculation F52.4
    - vaginismus F52.5
- pylorus K31.9
- rectum K59.9
  - psychogenic F45.8
- reflex (sympathetic) — *see* Syndrome, pain, complex regional I
- segmental — *see* Dysfunction, somatic
- senile R54
- sexual (due to) R37
  - alcohol F10.981
  - amphetamine F15.981
    - in
      - abuse F15.181
      - dependence F15.281
  - anxiolytic F13.981
    - in
      - abuse F13.181
      - dependence F13.281
  - cocaine F14.981
    - in
      - abuse F14.181
      - dependence F14.281
  - excessive sexual drive F52.8
  - failure of genital response (male) F52.21
    - female F52.22

- female N94.9
  - aversion F52.1
  - dyspareunia N94.10
    - psychogenic F52.6
  - frigidity F52.22
  - nymphomania F52.8
  - orgasmic F52.31
  - psychogenic F52.9
    - aversion F52.1
    - dyspareunia F52.6
    - frigidity F52.22
    - nymphomania F52.8
    - orgasmic F52.31
    - vaginismus F52.5
  - vaginismus N94.2
    - psychogenic F52.5
- hypnotic F13.981
  - in
    - abuse F13.181
    - dependence F13.281
- inhibited orgasm (female) F52.31
  - male F52.32
- lack
  - of sexual enjoyment F52.1
  - or loss of sexual desire F52.0
- male N53.9
  - anejaculatory orgasm N53.13
  - ejaculatory N53.19
    - painful N53.12
    - premature F52.4
    - retarded N53.11
  - erectile N52.9
    - drug induced N52.2
    - due to
      - disease classified elsewhere N52.1
      - drug N52.2

- postoperative (postprocedural) N52.39
  - following
    - cryotherapy N52.37
    - interstitial seed therapy N52.36
    - prostate ablative therapy N52.37
    - prostatectomy N52.34
      - radical N52.31
    - radiation therapy N52.35
    - radical cystectomy N52.32
    - ultrasound ablative therapy N52.37
    - urethral surgery N52.33
  - psychogenic F52.21
  - specified cause NEC N52.8
  - vasculogenic
    - arterial insufficiency N52.01
      - with corporo-venous occlusive N52.03
    - corporo-venous occlusive N52.02
      - with arterial insufficiency N52.03
- impotence — *see* Dysfunction, sexual, male, erectile
- psychogenic F52.9
  - aversion F52.1
  - erectile F52.21
  - orgasmic F52.32
  - premature ejaculation F52.4
  - satyriasis F52.8
  - specified type NEC F52.8
- specified type NEC N53.8
- nonorganic F52.9
  - specified NEC F52.8
- opioid F11.981
  - in
    - abuse F11.181
    - dependence F11.281
- orgasmic dysfunction (female) F52.31
  - male F52.32

- premature ejaculation F52.4
- psychoactive substances NEC F19.981
  - in
    - abuse F19.181
    - dependence F19.281
- psychogenic F52.9
- sedative F13.981
  - in
    - abuse F13.181
    - dependence F13.281
- sexual aversion F52.1
- vaginismus (nonorganic) (psychogenic) F52.5

sinoatrial node I49.5

somatic M99.09
- abdomen M99.09
- acromioclavicular M99.07
- cervical region M99.01
- cervicothoracic M99.01
- costochondral M99.08
- costovertebral M99.08
- head region M99.00
- hip M99.05
- lower extremity M99.06
- lumbar region M99.03
- lumbosacral M99.03
- occipitocervical M99.00
- pelvic region M99.05
- pubic M99.05
- rib cage M99.08
- sacral region M99.04
- sacrococcygeal M99.04
- sacroiliac M99.04
- specified NEC M99.09
- sternochondral M99.08
- sternoclavicular M99.07
- thoracic region M99.02
- thoracolumbar M99.02
- upper extremity M99.07

- somatoform autonomic F45.8
- stomach K31.89
  - psychogenic F45.8
- suprarenal E27.9
  - hyperfunction E27.0
- symbolic R48.9
  - specified type NEC R48.8
- temporomandibular (joint) M26.69
  - joint-pain syndrome M26.62 ☑
- testicular (endocrine) E29.9
  - specified NEC E29.8
- thymus E32.9
- thyroid E07.9
- ureterostomy (stoma) — *see* Complications, stoma, urinary tract
- urethrostomy (stoma) — *see* Complications, stoma, urinary tract
- uterus, complicating delivery O62.9
  - hypertonic O62.4
  - hypotonic O62.2
    - primary O62.0
    - secondary O62.1
- ventricular I51.9
  - with congestive heart failure (*see also* Failure, heart) I50.9
  - left, reversible, following sudden emotional stress I51.81

Dysgenesis

- gonadal (due to chromosomal anomaly) Q96.9
  - pure Q99.1
- renal Q60.5
  - bilateral Q60.4
  - unilateral Q60.3
- reticular D72.0
- tidal platelet D69.3

Dysgerminoma

- specified site — *see* Neoplasm, malignant, by site
- unspecified site
  - female C56.9
  - male C62.90

- Dysgeusia R43.2
- Dysgraphia R27.8
- Dyshidrosis, dysidrosis L30.1
- Dyskaryotic cervical smear R87.619
- Dyskeratosis L85.8
  - cervix — *see* Dysplasia, cervix
  - congenital Q82.8
  - uterus NEC N85.8
- Dyskinesia G24.9
  - biliary (cystic duct or gallbladder) K82.8
  - drug induced
    - orofacial G24.01
  - esophagus K22.4
  - hysterical F44.4
  - intestinal K59.89
  - nonorganic origin F44.4
  - orofacial (idiopathic) G24.4
    - drug induced G24.01
  - psychogenic F44.4
  - subacute, drug induced G24.01
  - tardive G24.01
    - neuroleptic induced G24.01
  - trachea J39.8
  - tracheobronchial J98.09
- Dyslalia (developmental) F80.0
- Dyslexia R48.0
  - developmental F81.0
- Dyslipidemia E78.5
  - depressed HDL cholesterol E78.6
  - elevated fasting triglycerides E78.1
- Dysmaturity (*see also* Light for dates)
  - pulmonary (newborn) (Wilson-Mikity) P27.0
- Dysmenorrhea (essential) (exfoliative) N94.6
  - congestive (syndrome) N94.6
  - primary N94.4
  - psychogenic F45.8
  - secondary N94.5

- Dysmetabolic syndrome X E88.810
- Dysmetria R27.8
- Dysmorphia
  - muscle F45.22
- Dysmorphism (due to)
  - alcohol Q86.0
  - exogenous cause NEC Q86.8
  - hydantoin Q86.1
  - warfarin Q86.2
- Dysmorphophobia (nondelusional) F45.22
  - delusional F22
- Dysnomia R47.01
- Dysorexia R63.0
  - psychogenic F50.89
- Dysostosis
  - cleidocranial, cleidocranialis Q74.0
  - craniofacial Q75.1
  - Fairbank's (idiopathic familial generalized osteophytosis) Q78.9
  - mandibulofacial (incomplete) Q75.4
  - multiplex E76.01
  - oculomandibular Q75.5
- Dyspareunia (female) N94.10
  - deep N94.12
  - male N53.12
  - nonorganic F52.6
  - psychogenic F52.6
  - secondary N94.19
  - specified NEC N94.19
  - superficial (introital) N94.11
- Dyspepsia R10.13
  - atonic K30
  - functional (allergic) (congenital) (gastrointestinal) (occupational) (reflex) K30
  - intestinal K59.89
  - nervous F45.8
  - neurotic F45.8
  - psychogenic F45.8

- Dysphagia R13.10
  - cervical R13.19
  - following
    - cerebral infarction I69.391
    - cerebrovascular disease I69.991
      - specified NEC I69.891
    - intracerebral hemorrhage I69.191
    - nontraumatic intracranial hemorrhage NEC I69.291
    - specified disease NEC I69.891
    - subarachnoid hemorrhage I69.091
  - functional (hysterical) F45.8
  - hysterical F45.8
  - nervous (hysterical) F45.8
  - neurogenic R13.19
  - oral phase R13.11
  - oropharyngeal phase R13.12
  - pharyngeal phase R13.13
  - pharyngoesophageal phase R13.14
  - psychogenic F45.8
  - sideropenic D50.1
  - spastica K22.4
  - specified NEC R13.19
- Dysphagocytosis, congenital D71.8
- Dysphasia R47.02
  - developmental
    - expressive type F80.1
    - receptive type F80.2
  - following
    - cerebrovascular disease I69.921
      - cerebral infarction I69.321
      - intracerebral hemorrhage I69.121
      - nontraumatic intracranial hemorrhage NEC I69.221
      - specified disease NEC I69.821
      - subarachnoid hemorrhage I69.021
- Dysphonia R49.0

- functional F44.4
- hysterical F44.4
- psychogenic F44.4
- spastica J38.3

Dysphoria
- gender F64.9
  - in
    - adolescence and adulthood F64.0
    - children F64.2
  - specified NEC F64.8
- postpartal O90.6

Dyspituitarism E23.3

Dysplasia (*see also* Anomaly)
- acetabular, congenital Q65.89
- alveolar capillary, with vein misalignment J84.843
- anus (histologically confirmed) (mild) (moderate) K62.82
  - severe D01.3
- arrhythmogenic right ventricular I42.8
- arterial, fibromuscular I77.3
- asphyxiating thoracic (congenital) Q77.2
- brain Q07.9
- bronchopulmonary, perinatal P27.1
- cervix (uteri) N87.9
  - mild N87.0
  - moderate N87.1
  - severe D06.9
- chondroectodermal Q77.6
- colon D12.6
- craniometaphyseal Q78.8
- dentinal K00.5
- diaphyseal, progressive Q78.3
- dystrophic Q77.5
- ectodermal (anhidrotic) (congenital) (hereditary) Q82.4
  - hydrotic Q82.8

- epithelial, uterine cervix — *see* Dysplasia, cervix
- eye (congenital) Q11.2
- fibrous
  - bone NEC (monostotic) M85.00
    - ankle M85.07 ☑
    - foot M85.07 ☑
    - forearm M85.03 ☑
    - hand M85.04 ☑
    - lower leg M85.06 ☑
    - multiple site M85.09
    - neck M85.08
    - rib M85.08
    - shoulder M85.01 ☑
    - skull M85.08
    - specified site NEC M85.08
    - thigh M85.05 ☑
    - toe M85.07 ☑
    - upper arm M85.02 ☑
    - vertebra M85.08
  - diaphyseal, progressive Q78.3
  - jaw M27.8
  - polyostotic Q78.1
- florid osseous (*see also* Cyst, calcifying odontogenic)
- high grade, focal D12.6
- hip, congenital Q65.89
- joint, congenital Q74.8
- kidney Q61.4
  - multicystic Q61.4
- leg Q74.2
- lung, congenital (not associated with short gestation) Q33.6
- mammary (gland) (benign) N60.9 ☑
  - cyst (solitary) — *see* Cyst, breast
  - cystic — *see* Mastopathy, cystic
  - duct ectasia — *see* Ectasia, mammary duct
  - fibroadenosis — *see* Fibroadenosis, breast
  - fibrosclerosis — *see* Fibrosclerosis, breast
  - specified type NEC N60.8 ☑

- metaphyseal Q78.5
- muscle Q79.8
- oculodentodigital Q87.0
- periapical (cemental) (cemento-osseous) — *see* Cyst, calcifying odontogenic
- periosteum — *see* Disorder, bone, specified type NEC
- polyostotic fibrous Q78.1
- prostate (*see also* Neoplasia, intraepithelial, prostate) N42.30
  - severe D07.5
  - specified NEC N42.39
- renal Q61.4
  - multicystic Q61.4
- retinal, congenital Q14.1
- right ventricular, arrhythmogenic I42.8
- septo-optic Q04.4
- skin L98.8
- spinal cord Q06.1
- spondyloepiphyseal Q77.7
- thymic, with immunodeficiency D82.1
- vagina N89.3
  - mild N89.0
  - moderate N89.1
  - severe NEC D07.2
- vulva N90.3
  - mild N90.0
  - moderate N90.1
  - severe NEC D07.1

Dysplasminogenemia E88.02

Dyspnea (nocturnal) (paroxysmal) R06.00

- asthmatic (bronchial) J45.909
  - with
    - exacerbation (acute) J45.901
    - bronchitis J45.909
      - with
        - exacerbation (acute) J45.901
        - status asthmaticus J45.902
      - chronic J44.89

- status asthmaticus J45.902
- cardiac — *see* Failure, ventricular, left
- functional F45.8
- hyperventilation R06.4
- hysterical F45.8
- newborn P28.89
- orthopnea R06.01
- psychogenic F45.8
- shortness of breath R06.02
- specified type NEC R06.09
- transfusion-associated [TAD] J95.87

Dyspraxia R27.8
- developmental (syndrome) F82

Dysproteinemia E88.09
Dysreflexia, autonomic G90.4
Dysrhythmia
- cardiac I49.9
  - newborn
    - bradycardia P29.12
    - occurring before birth P03.819
      - before onset of labor P03.810
      - during labor P03.811
    - tachycardia P29.11
  - postoperative I97.89
- cerebral or cortical — *see* Epilepsy

Dyssomnia — *see* Disorder, sleep
Dyssynergia
- biliary K83.8
- bladder sphincter N36.44
- cerebellaris myoclonica (Hunt's ataxia) G11.19

Dysthymia F34.1
Dysthyroidism E07.9
Dystocia O66.9
- affecting newborn P03.1
- cervical (hypotonic) O62.2
  - affecting newborn P03.6
  - primary O62.0
  - secondary O62.1

- contraction ring O62.4
- fetal O66.9
  - abnormality NEC O66.3
  - conjoined twins O66.3
  - oversize O66.2
- maternal O66.9
- positional O64.9 ☑
- shoulder (girdle) O66.0
  - causing obstructed labor O66.0
- uterine NEC O62.4

Dystonia G24.9
- cervical G24.3
- deformans progressiva G24.1
- drug induced NEC G24.09
  - acute G24.02
  - specified NEC G24.09
- familial G24.1
- idiopathic G24.1
  - familial G24.1
  - nonfamilial G24.2
  - orofacial G24.4
- lenticularis G24.8
- musculorum deformans G24.1
- neuroleptic induced (acute) G24.02
- orofacial (idiopathic) G24.4
- oromandibular G24.4
  - due to drug G24.01
- specified NEC G24.8
- torsion (familial) (idiopathic) G24.1
  - acquired G24.8
  - genetic G24.1
  - symptomatic (nonfamilial) G24.2

Dystonic movements R25.8

Dystrophy, dystrophia

- adiposogenital E23.6
- autosomal recessive, childhood type, muscular dystrophy resembling Duchenne or Becker G71.01
- Becker's type G71.01
- cervical sympathetic G90.2
- choroid (hereditary) H31.20
  - central areolar H31.22
  - choroideremia H31.21
  - gyrate atrophy H31.23
  - specified type NEC H31.29
- cornea (hereditary) H18.50 ☑
  - endothelial H18.51 ☑
  - epithelial H18.52 ☑
  - granular H18.53 ☑
  - lattice H18.54 ☑
  - macular H18.55 ☑
  - specified type NEC H18.59 ☑
- Duchenne's type G71.01
- due to malnutrition E45
- Erb's G71.02
- Fuchs' H18.51 ☑
- Gower's muscular G71.01
- hair L67.8
- infantile neuraxonal G31.89
- Landouzy-Déjérine G71.02
- Leyden-Möbius (*see also* Dystrophy, muscular, limb-girdle, by type) G71.039
  - meaning Limb girdle muscular dystrophy NOS G71.039
  - meaning Limb girdle muscular dystrophy, other specified type, — *see* by type
  - meaning Limb girdle muscular dystrophy, specified type NEC G71.038
  - meaning Limb girdle muscular dystrophy type 2A (autosomal recessive) G71.032
- muscular G71.00
  - autosomal recessive, childhood type, muscular dystrophy resembling Duchenne or Becker G71.01
  - benign (Becker type) G71.01
    - scapuloperoneal with early contractures [Emery-Dreifuss] G71.09
  - congenital (hereditary) (progressive) (with specific morphological abnormalities of the muscle fiber) G71.09
    - myotonic G71.11

- distal G71.09
- Duchenne type G71.01
- Emery-Dreifuss G71.09
- Erb type G71.02
- facioscapulohumeral G71.02
- Gower's G71.01
- hereditary (progressive) (*see also* Dystrophy, muscular, by type) G71.09
- Landouzy-Déjérine type G71.02
- limb-girdle G71.039
  - alpha-sarcoglycan-related G71.0341
  - anoctamin-5-related autosomal recessive (R12) G71.035
  - autosomal recessive NEC G71.038
  - beta-sarcoglycan-related G71.0342
  - calpain-3-related G71.032
    - autosomal dominant G71.031
    - autosomal recessive G71.032
  - collagen VI related
    - autosomal dominant G71.031
    - autosomal recessive G71.038
  - D1 (autosomal dominant) G71.031
  - D2 (autosomal dominant) G71.031
  - D3 (autosomal dominant) G71.031
  - D4 (autosomal dominant) G71.031
  - D5 (autosomal dominant) G71.031
  - delta-sarcoglycan-related G71.0349
  - due to
    - alpha sarcoglycan dysfunction G71.0341
    - anoctamin-5 dysfunction G71.035
    - beta sarcoglycan dysfunction G71.0342
    - fukutin related protein dysfunction G71.036
    - sarcoglycan dysfunction, specified NEC G71.0349
  - FKRP-related autosomal recessive G71.038
  - gamma-sarcoglycan-related G71.0349
  - R1 (autosomal recessive) G71.032
  - R2 (autosomal recessive) G71.033
  - R3 (autosomal recessive) G71.0341

R4 (autosomal recessive) G71.0342
R5 (autosomal recessive) G71.0349
R6 (autosomal recessive) G71.0349
R7 (autosomal recessive) G71.038
R8 (autosomal recessive) G71.038
R9 (autosomal recessive) G71.036
R10 ☑ (autosomal recessive) G71.038
R11 ☑ (autosomal recessive) G71.038
R12 (autosomal recessive) G71.035
R13 ☑ (autosomal recessive) G71.038
R14 ☑ (autosomal recessive) G71.038
R15 ☑ (autosomal recessive) G71.038
R16 ☑ (autosomal recessive) G71.038
R17 (autosomal recessive) G71.038
R18 ☑ (autosomal recessive) G71.038
R19 ☑ (autosomal recessive) G71.038
R20 ☑ (autosomal recessive) G71.038
R21 (autosomal recessive) G71.038
R22 ☑ (autosomal recessive) G71.038
R23 ☑ (autosomal recessive) G71.038
R24 (autosomal recessive) G71.038
type 1 (autosomal dominant) G71.031
type 1A (autosomal dominant) G71.031
type 1B (autosomal dominant) G71.031
type 1C (autosomal dominant) G71.031
type 1E (autosomal dominant) G71.031
type 1H (autosomal dominant) G71.031
type 1I (autosomal dominant) G71.031
type 2 (autosomal recessive) G71.038
specified NEC G71.038
type 2A (autosomal recessive) G71.032
type 2B (autosomal recessive) G71.033
type 2C (autosomal recessive) G71.0349
type 2D (autosomal recessive) G71.0341
type 2E (autosomal recessive) G71.0342
type 2F (autosomal recessive) G71.0349

type 2G (autosomal recessive) G71.038
type 2H (autosomal recessive) G71.038
type 2I (autosomal recessive) G71.036
type 2J (autosomal recessive) G71.038
type 2K (autosomal recessive) G71.038
type 2L (autosomal recessive) G71.035
type 2M (autosomal recessive) G71.038
type 2N (autosomal recessive) G71.038
type 2O (autosomal recessive) G71.038
type 2P (autosomal recessive) G71.038
type 2Q (autosomal recessive) G71.038
type 2S (autosomal recessive) G71.038
type 2T (autosomal recessive) G71.038
type 2U (autosomal recessive) G71.038
myotonic G71.11
progressive (hereditary) (*see also* Dystrophy, muscular, by type) G71.09
Charcot-Marie (-Tooth) type G60.0
pseudohypertrophic (infantile) G71.01
scapulohumeral G71.02
scapuloperoneal G71.09
severe (Duchenne type) G71.01
specified type NEC G71.09
myocardium, myocardial — *see* Degeneration, myocardial
myotonic, myotonica G71.11
nail L60.3
congenital Q84.6
nutritional E45
ocular G71.09
oculocerebrorenal E72.03
oculopharyngeal G71.09
ovarian N83.8
polyglandular E31.8
reflex (neuromuscular) (sympathetic) — *see* Syndrome, pain, complex regional I
retinal (hereditary) H35.50
in

- lipid storage disorders E75.6 *[H36.89]*
- systemic lipidoses E75.6 *[H36.89]*
- involving
  - pigment epithelium H35.54
  - sensory area H35.53
- pigmentary H35.52
- vitreoretinal H35.51

Salzmann's nodular — *see* Degeneration, cornea, nodular
scapuloperoneal G71.09
skin NEC L98.8
sympathetic (reflex) — *see* Syndrome, pain, complex regional I
- cervical G90.2

tapetoretinal H35.54
thoracic, asphyxiating Q77.2
unguium L60.3
- congenital Q84.6

vitreoretinal H35.51
vulva N90.4
yellow (liver) — *see* Failure, hepatic

Dysuria R30.0
psychogenic F45.8

E

- Eales' disease H35.06
- Ear (*see also* condition)
  - piercing Z41.3
  - tropical NEC B36.9 *[H62.4]*
    - in
      - aspergillosis B44.89
      - candidiasis B37.84
      - moniliasis B37.84
  - wax (impacted) H61.20
    - left H61.22
      - with right H61.23
    - right H61.21
      - with left H61.23
- Earache — *see* subcategory H92.0
- Early satiety R68.81
- Eaton-Lambert syndrome — *see* Syndrome, Lambert-Eaton
- Eberth's disease (typhoid fever) A01.00
- Ebola virus disease A98.4
- Ebstein's anomaly or syndrome (heart) Q22.5
- Eccentro-osteochondrodysplasia E76.29
- Ecchondroma — *see* Neoplasm, bone, benign
- Ecchondrosis D48.0
- Ecchymosis R58
  - conjunctiva — *see* Hemorrhage, conjunctiva
  - eye (traumatic) — *see* Contusion, eyeball
  - eyelid (traumatic) — *see* Contusion, eyelid
  - newborn P54.5
  - spontaneous R23.3
  - traumatic — *see* Contusion
- Echinococciasis — *see* Echinococcus
- Echinococcosis — *see* Echinococcus
- Echinococcus (infection) B67.90
  - granulosus B67.4
    - bone B67.2
    - liver B67.0
    - lung B67.1
    - multiple sites B67.32
    - specified site NEC B67.39
    - thyroid B67.31

- liver NOS B67.8
  - granulosus B67.0
  - multilocularis B67.5
- lung NEC B67.99
  - granulosus B67.1
  - multilocularis B67.69
- multilocularis B67.7
  - liver B67.5
  - multiple sites B67.61
  - specified site NEC B67.69
- specified site NEC B67.99
  - granulosus B67.39
  - multilocularis B67.69
- thyroid NEC B67.99
  - granulosus B67.31
  - multilocularis B67.69 *[E35]*

Echinorhynchiasis B83.8

Echinostomiasis B66.8

Echolalia R48.8

Echovirus, as cause of disease classified elsewhere B97.12

Eclampsia, eclamptic (coma) (convulsions) (delirium) (with hypertension) NEC O15.9

- complicating
  - labor and delivery O15.1
  - postpartum O15.2
  - pregnancy O15.0 ☑
  - puerperium O15.2

Economic circumstances affecting care Z59.9

Economo's disease A85.8

Ectasia, ectasis

- annuloaortic I35.8
- aorta I77.819
  - with aneurysm — *see* Aneurysm, aorta
  - abdominal I77.811
  - thoracic I77.810
  - thoracoabdominal I77.812

- breast — *see* Ectasia, mammary duct
- capillary I78.8
- cornea H18.71 ☑
- gastric antral vascular (GAVE) K31.819
  - with hemorrhage K31.811
  - without hemorrhage K31.819
- mammary duct N60.4 ☑
- salivary gland (duct) K11.8
- sclera — *see* Sclerectasia

Ecthyma L08.0
- contagiosum B08.02
- gangrenosum L08.0
- infectiosum B08.02

Ectocardia Q24.8

Ectodermal dysplasia (anhidrotic) Q82.4

Ectodermosis erosiva pluriorificialis L51.1

Ectopic, ectopia (congenital)
- abdominal viscera Q45.8
  - due to defect in anterior abdominal wall Q79.59
- ACTH syndrome E24.3
- adrenal gland Q89.1
- anus Q43.5
- atrial beats I49.1
- beats I49.49
  - atrial I49.1
  - ventricular I49.3
- bladder Q64.10
- bone and cartilage in lung Q33.5
- brain Q04.8
- breast tissue Q83.8
- cardiac Q24.8
- cerebral Q04.8
- cordis Q24.8
- endometrium — *see* Endometriosis
- gastric mucosa Q40.2
- gestation — *see* Pregnancy, by site

- heart Q24.8
- hormone secretion NEC E34.2
- kidney (crossed) (pelvis) Q63.2
- lens, lentis Q12.1
- mole — *see* Pregnancy, by site
- organ or site NEC — *see* Malposition, congenital
- pancreas Q45.3
- pregnancy — *see* Pregnancy, ectopic
- pupil — *see* Abnormality, pupillary
- renal Q63.2
- sebaceous glands of mouth Q38.6
- spleen Q89.09
- testis Q53.00
  - bilateral Q53.02
  - unilateral Q53.01
- thyroid Q89.2
- tissue in lung Q33.5
- ureter Q62.63
- ventricular beats I49.3
- vesicae Q64.10

Ectromelia Q73.8
- lower limb — *see* Defect, reduction, limb, lower, specified type NEC
- upper limb — *see* Defect, reduction, limb, upper, specified type NEC

Ectropion H02.109
- cervix N86
  - with cervicitis N72
- congenital Q10.1
- eyelid H02.109
  - cicatricial H02.119
    - left H02.116
      - lower H02.115
      - upper H02.114
    - right H02.113
      - lower H02.112
      - upper H02.111

- congenital Q10.1
- left H02.106
  - lower H02.105
  - upper H02.104
- mechanical H02.129
  - left H02.126
    - lower H02.125
    - upper H02.124
  - right H02.123
    - lower H02.122
    - upper H02.121
- paralytic H02.159
  - left H02.156
    - lower H02.155
    - upper H02.154
  - right H02.153
    - lower H02.152
    - upper H02.151
- right H02.103
  - lower H02.102
  - upper H02.101
- senile H02.139
  - left H02.136
    - lower H02.135
    - upper H02.134
  - right H02.133
    - lower H02.132
    - upper H02.131
- spastic H02.149
  - left H02.146
    - lower H02.145
    - upper H02.144
  - right H02.143
    - lower H02.142
    - upper H02.141

- iris H21.89
- lip (acquired) K13.0
  - congenital Q38.0
- urethra N36.8
- uvea H21.89

Eczema (acute) (chronic) (erythematous) (fissum) (rubrum) (squamous) (*see also* Dermatitis) L30.9
- contact — *see* Dermatitis, contact
- dyshydrotic L30.1
- external ear — *see* Otitis, externa, acute, eczematoid
- flexural L20.82
- herpeticum B00.0
- hypertrophicum L28.0
- hypostatic — *see* Varix, leg, with, inflammation
- impetiginous L01.1
- infantile (due to any substance) L20.83
  - intertriginous L21.1
  - seborrheic L21.1
- intertriginous NEC L30.4
  - infantile L21.1
- intrinsic (allergic) L20.84
- lichenified NEC L28.0
- marginatum (hebrae) B35.6
- pustular L30.3
- stasis I87.2
  - with varicose veins — *see* Varix, leg, with, inflammation
- vaccination, vaccinatum T88.1 ☑
- varicose — *see* Varix, leg, with, inflammation

Eczematid L30.2

Eddowes (-Spurway) syndrome Q78.0

Edema, edematous (infectious) (pitting) (toxic) R60.9
- with nephritis — *see* Nephrosis
- allergic T78.3 ☑
- amputation stump (surgical) (sequelae (late effect)) T87.89
- angioneurotic (allergic) (any site) (with urticaria) T78.3 ☑
  - hereditary D84.1

- angiospastic I73.9
- Berlin's (traumatic) S05.8X ☑
- brain (cytotoxic) (vasogenic) G93.6
  - due to birth injury P11.0
  - newborn (anoxia or hypoxia) P52.4
    - birth injury P11.0
  - traumatic — *see* Injury, intracranial, cerebral edema
- cardiac — *see* Failure, heart, congestive
- cardiovascular — *see* Failure, heart, congestive
- cerebral — *see* Edema, brain
- cerebrospinal — *see* Edema, brain
- cervix (uteri) (acute) N88.8
  - puerperal, postpartum O90.89
- chronic hereditary Q82.0
- circumscribed, acute T78.3 ☑
  - hereditary D84.1
- conjunctiva H11.42 ☑
- cornea H18.2 ☑
  - idiopathic H18.22 ☑
  - secondary H18.23 ☑
    - due to contact lens H18.21 ☑
- due to
  - lymphatic obstruction I89.0
  - salt retention E87.0
- epiglottis — *see* Edema, glottis
- essential, acute T78.3 ☑
  - hereditary D84.1
- extremities, lower — *see* Edema, legs
- eyelid NEC H02.849
  - left H02.846
    - lower H02.845
    - upper H02.844
  - right H02.843
    - lower H02.842
    - upper H02.841

- familial, hereditary Q82.0
- famine — *see* Malnutrition, severe
- generalized R60.1
- glottis, glottic, glottidis (obstructive) (passive) J38.4
  - allergic T78.3 ☑
    - hereditary D84.1
- heart — *see* Failure, heart, congestive
- heat T67.7 ☑
- hereditary Q82.0
- inanition — *see* Malnutrition, severe
- intracranial G93.6
- iris H21.89
- joint — *see* Effusion, joint
- larynx — *see* Edema, glottis
- legs R60.0
  - due to venous obstruction I87.1
  - hereditary Q82.0
- localized R60.0
  - due to venous obstruction I87.1
- lower limbs — *see* Edema, legs
- lung J81.1
  - with heart condition or failure — *see* Failure, ventricular, left
    - newborn P29.0
  - acute J81.0
  - chemical (acute) J68.1
    - chronic J68.1
  - chronic J81.1
    - due to
      - chemicals, gases, fumes or vapors (inhalation) J68.1
      - external agent J70.9
        - specified NEC J70.8
      - radiation J70.1
  - due to
    - chemicals, fumes or vapors (inhalation) J68.1
    - external agent J70.9
      - specified NEC J70.8

- high altitude T70.29
- near drowning T75.1
- radiation J70.0
- meaning failure, left ventricle I50.1

lymphatic I89.0
- due to mastectomy I97.2

macula H35.81
- cystoid, following cataract surgery — *see* Complications, postprocedural, following cataract surgery
- diabetic — *see* Diabetes, by type, with, retinopathy, with macular edema

malignant — *see* Gangrene, gas
Milroy's Q82.0
nasopharynx J39.2
newborn P83.30
- hydrops fetalis — *see* Hydrops, fetalis
- specified NEC P83.39

nutritional (*see also* Malnutrition, severe)
- with dyspigmentation, skin and hair E40

optic disc or nerve — *see* Papilledema
orbit H05.22
pancreas K86.89
papilla, optic — *see* Papilledema
penis N48.89
periodic T78.3
- hereditary D84.1

pharynx J39.2
pulmonary — *see* Edema, lung
Quincke's T78.3
- hereditary D84.1

renal — *see* Nephrosis
retina H35.81
- diabetic — *see* Diabetes, by type, with, retinopathy, with macular edema

salt E87.0
scrotum N50.89
seminal vesicle N50.89
spermatic cord N50.89
spinal (cord) (vascular) (nontraumatic) G95.19

- starvation — *see* Malnutrition, severe
- stasis — *see* Hypertension, venous, (chronic)
- subglottic — *see* Edema, glottis
- supraglottic — *see* Edema, glottis
- testis N44.8
- tunica vaginalis N50.89
- vas deferens N50.89
- vulva (acute) N90.89

Edentulism — *see* Absence, teeth, acquired

Edsall's disease T67.2

Educational handicap Z55.9

- less than a high school diploma Z55.5
- no general equivalence degree (GED) Z55.5
- specified NEC Z55.8

Edward's syndrome — *see* Trisomy, 18

Effect, adverse

- abnormal gravitational (G) forces or states T75.81
- abuse — *see* Maltreatment
- air pressure T70.9
  - specified NEC T70.8
- altitude (high) — *see* Effect, adverse, high altitude
- anesthesia (*see also* Anesthesia) T88.59
  - in labor and delivery O74.9
  - local, toxic
    - in labor and delivery O74.4
    - in pregnancy NEC O29.3
    - postpartum, puerperal O89.3
  - postpartum, puerperal O89.9
  - specified NEC T88.59
    - in labor and delivery O74.8
    - postpartum, puerperal O89.8
  - spinal and epidural T88.59
    - headache T88.59
      - in labor and delivery O74.5
      - postpartum, puerperal O89.4

- specified NEC
  - in labor and delivery O74.6
  - postpartum, puerperal O89.5
- antitoxin — *see* Complications, vaccination
- atmospheric pressure T70.9
  - due to explosion T70.8
  - high T70.3
  - low — *see* Effect, adverse, high altitude
  - specified effect NEC T70.8
- biological, correct substance properly administered — *see* Effect, adverse, drug
- blood (derivatives) (serum) (transfusion) — *see* Complications, transfusion
- chemical substance — *see* Table of Drugs and Chemicals
- cold (temperature) (weather) T69.9
  - chilblains T69.1
  - frostbite — *see* Frostbite
  - specified effect NEC T69.8
- drugs and medicaments T88.7
  - specified drug — *see* Table of Drugs and Chemicals, by drug, adverse effect
  - specified effect - code to condition
- electric current, electricity (shock) T75.4
  - burn — *see* Burn
- exertion (excessive) T73.3
- exposure — *see* Exposure
- external cause NEC T75.89
- foodstuffs T78.19
  - allergic reaction — *see* Allergy, food
    - causing anaphylaxis — *see* Shock, anaphylactic, due to food
  - noxious — *see* Poisoning, food, noxious
- gases, fumes, or vapors T59.9
  - specified agent — *see* Table of Drugs and Chemicals
- glue (airplane) sniffing
  - due to drug abuse — *see* Abuse, drug, inhalant
  - due to drug dependence — *see* Dependence, drug, inhalant
- heat — *see* Heat
- high altitude NEC T70.29

- anoxia T70.29
- on
  - ears T70.0
  - sinuses T70.1
- polycythemia D75.1

high pressure fluids T70.4
hot weather — *see* Heat
hunger T73.0
immersion, foot — *see* Immersion
immunization — *see* Complications, vaccination
immunological agents — *see* Complications, vaccination
infrared (radiation) (rays) NOS T66
- dermatitis or eczema L59.8

infusion — *see* Complications, infusion
lack of care of infants — *see* Maltreatment, child
lightning — *see* Lightning
medical care T88.9
- specified NEC T88.8

medicinal substance, correct, properly administered — *see* Effect, adverse, drug
motion T75.3
noise, on inner ear — *see* subcategory H83.3
overheated places — *see* Heat
psychosocial, of work environment Z56.5
radiation (diagnostic) (infrared) (natural source) (therapeutic) (ultraviolet) (X-ray) NOS T66
- dermatitis or eczema — *see* Dermatitis, due to, radiation
- fibrosis of lung J70.1
- pneumonitis J70.0
- pulmonary manifestations
  - acute J70.0
  - chronic J70.1
- skin L59.9

radioactive substance NOS
- dermatitis or eczema — *see* Radiodermatitis

reduced temperature T69.9
- immersion foot or hand — *see* Immersion
- specified effect NEC T69.8

- serum NEC (*see also* Reaction, serum) T80.69
- specified NEC T78.8
  - external cause NEC T75.89
- strangulation — *see* Asphyxia, traumatic
- submersion T75.1
- thirst T73.1
- toxic — *see* Toxicity
- transfusion — *see* Complications, transfusion
- ultraviolet (radiation) (rays) NOS T66
  - burn — *see* Burn
  - dermatitis or eczema — *see* Dermatitis, due to, ultraviolet rays
    - acute L56.8
- vaccine (any) — *see* Complications, vaccination
- vibration — *see* Vibration, adverse effects
- war theater, specified NEC T75.838
- water pressure NEC T70.9
  - specified NEC T70.8
- weightlessness T75.82
- whole blood — *see* Complications, transfusion
- work environment Z56.5

Effect(s)(of) (from) — *see* Effect, adverse NEC

Effects, late — *see* Sequelae

Effluvium
- anagen L65.1
- telogen L65.0

Effort syndrome (psychogenic) F45.8

Effusion
- amniotic fluid — *see* Pregnancy, complicated by, premature rupture of membranes
- brain (serous) G93.6
- bronchial — *see* Bronchitis
- cerebral G93.6
- cerebrospinal (*see also* Meningitis)
  - vessel G93.6

- chest — *see* Effusion, pleura
- chylous, chyliform (pleura) J94.0
- intracranial G93.6
- joint M25.40
  - ankle M25.47 ☑
  - elbow M25.42 ☑
  - foot joint M25.47 ☑
  - hand joint M25.44 ☑
  - hip M25.45 ☑
  - knee M25.46 ☑
  - shoulder M25.41 ☑
  - specified joint NEC M25.48
  - wrist M25.43 ☑
- malignant pleural J91.0
- meninges — *see* Meningitis
- pericardium, pericardial (noninflammatory) I31.39
  - acute — *see* Pericarditis, acute
  - malignant, in disease classified elsewhere I31.31
  - specified type, NEC I31.39
- peritoneal (chronic) R18.8
- pleura, pleurisy, pleuritic, pleuropericardial J90
  - chylous, chyliform J94.0
  - due to systemic lupus erythematosis M32.13
  - in conditions classified elsewhere J91.8
  - influenzal — *see* Influenza, with, respiratory manifestations NEC
  - malignant J91.0
  - newborn P28.89
  - tuberculous NEC A15.6
    - primary (progressive) A15.7
- spinal — *see* Meningitis
- thorax, thoracic — *see* Effusion, pleura

Egg shell nails L60.3
- congenital Q84.6

EGPA (eosinophilic granulomatosis with polyangiitis) M30.1
Egyptian splenomegaly B65.1
Ehrlichiosis A77.40
- due to

- E. chaffeensis A77.41
- E. ewingii A77.49
- E. muris euclairensis A77.49
- E. sennetsu A79.81
- specified organism NEC A77.49

Ehlers-Danlos syndrome (*see also* Syndrome, Ehlers-Danlos) Q79.60
Eichstedt's disease B36.0
Eisenmenger's
- complex or syndrome I27.83
- defect Q21.8

Ejaculation
- delayed F52.32
- painful N53.12
- premature F52.4
- retarded N53.11
- retrograde N53.14
- semen, painful N53.12
  - psychogenic F52.6

Ekbom's syndrome (restless legs) G25.81
Ekman's syndrome (brittle bones and blue sclera) Q78.0
Elastic skin Q82.8
- acquired L57.4

Elastofibroma — *see* Neoplasm, connective tissue, benign
Elastoma (juvenile) Q82.8
- Miescher's L87.2

Elastomyofibrosis I42.4
Elastosis
- actinic, solar L57.8
- atrophicans (senile) L57.4
- perforans serpiginosa L87.2
- senilis L57.4

Elbow — *see* condition
Electric current, electricity, effects (concussion) (fatal) (nonfatal) (shock) T75.4 ☑
- burn — *see* Burn

Electric feet syndrome F53.8
Electrocution T75.4 ☑

- from electroshock gun (taser) T75.4
- Electrolyte imbalance E87.8
  - with
    - abortion — *see* Abortion by type, complicated by, electrolyte imbalance
    - ectopic pregnancy O08.5
    - molar pregnancy O08.5
- Elephantiasis (nonfilarial) I89.0
  - arabicum — *see* Infestation, filarial
  - bancroftian B74.0
  - congenital (any site) (hereditary) Q82.0
  - due to
    - Brugia (malayi) B74.1
      - timori B74.2
    - mastectomy I97.2
    - Wuchereria (bancrofti) B74.0
  - eyelid H02.859
    - left H02.856
      - lower H02.855
      - upper H02.854
    - right H02.853
      - lower H02.852
      - upper H02.851
  - filarial, filariensis — *see* Infestation, filarial
  - glandular I89.0
  - graecorum A30.9
  - lymphangiectatic I89.0
  - lymphatic vessel I89.0
    - due to mastectomy I97.2
  - scrotum (nonfilarial) I89.0
  - streptococcal I89.0
  - surgical I97.89
    - postmastectomy I97.2
  - telangiectodes I89.0
  - vulva (nonfilarial) N90.89
- Elevated, elevation

- alanine transaminase (ALT) R74.01
- ALT (alanine transaminase) R74.01
- aspartate transaminase (AST) R74.01
- antibody titer R76.0
- AST (aspartate transaminase) R74.01
- basal metabolic rate R94.8
- blood pressure (*see also* Hypertension)
  - reading (incidental) (isolated) (nonspecific), no diagnosis of hypertension R03.0
- blood sugar R73.9
- body temperature (of unknown origin) R50.9
- C-reactive protein (CRP) R79.82
- cancer antigen 125 [CA 125] R97.1
- carcinoembryonic antigen [CEA] R97.0
- cholesterol E78.00
  - with high triglycerides E78.2
- conjugate, eye H51.0
- diaphragm, congenital Q79.1
- erythrocyte sedimentation rate R70.0
- fasting glucose R73.01
- fasting triglycerides E78.1
- finding on laboratory examination — *see* Findings, abnormal, inconclusive, without diagnosis, by type of exam
- GFR (glomerular filtration rate) — *see* Findings, abnormal, inconclusive, without diagnosis, by type of exam
- glucose tolerance (oral) R73.02
- immunoglobulin level R76.89
- indoleacetic acid R82.5
- lactic acid dehydrogenase (LDH) level R74.02
- leukocytes D72.829
- lipoprotein a (Lp(a)) level E78.41
- liver function
  - study R94.5
  - test R79.89

- alkaline phosphatase R74.8
- aminotransferase R74.01
- bilirubin R17
- hepatic enzyme R74.8
- lactate dehydrogenase R74.02

Lp (a) (lipoprotein(a)) E78.41
lymphocytes D72.820
prostate specific antigen [PSA] R97.20
Rh titer — *see* Complication(s), transfusion, incompatibility reaction, Rh (factor)
scapula, congenital Q74.0
sedimentation rate R70.0
SGOT R74.01
SGPT R74.01
transaminase level R74.01
triglycerides E78.1
- with high cholesterol E78.2

troponin R79.89
tumor associated antigens [TAA] NEC R97.8
tumor specific antigens [TSA] NEC R97.8
urine level of
- catecholamine R82.5
- indoleacetic acid R82.5
- 17-ketosteroids R82.5
- steroids R82.5
- vanillylmandelic acid (VMA) R82.5

venous pressure I87.8
white blood cell count D72.829
- specified NEC D72.828

Elliptocytosis (congenital) (hereditary) D58.1
Hb C (disease) D58.1
hemoglobin disease D58.1
sickle-cell (disease) D57.8 ☑
- trait D57.3

Ellison-Zollinger syndrome E16.4
Ellis-van Creveld syndrome (chondroectodermal dysplasia) Q77.6
Elongated, elongation (congenital) (*see also* Distortion)

- bone Q79.9
- cervix (uteri) Q51.828
  - acquired N88.4
  - hypertrophic N88.4
- colon Q43.8
- common bile duct Q44.5
- cystic duct Q44.5
- frenulum, penis Q55.69
- labia minora (acquired) N90.69
- ligamentum patellae Q74.1
- petiolus (epiglottidis) Q31.8
- tooth, teeth K00.2
- uvula Q38.6

Eltor cholera A00.1

Emaciation R64
- due to malnutrition E43

Embadomoniasis A07.8

Embedded tooth, teeth K01.0
- root only K08.3

Embolic — *see* condition

Embolism (multiple) (paradoxical) I74.9
- air (any site) (traumatic) T79.0 ☑
  - following
    - abortion — *see* Abortion by type complicated by embolism
    - ectopic pregnancy O08.2
    - infusion, therapeutic injection or transfusion T80.0 ☑
    - molar pregnancy O08.2
    - procedure NEC
      - artery T81.719 ☑
        - mesenteric T81.710 ☑
        - renal T81.711 ☑
        - specified NEC T81.718 ☑
      - vein T81.72 ☑
  - in pregnancy, childbirth or puerperium — *see* Embolism, obstetric
- amniotic fluid (pulmonary) (*see also* Embolism, obstetric)
  - following

- abortion — *see* Abortion by type complicated by embolism
  - ectopic pregnancy O08.2
  - molar pregnancy O08.2
- aorta, aortic I74.10
  - abdominal I74.09
    - saddle I74.01
  - bifurcation I74.09
  - saddle I74.01
  - thoracic I74.11
- artery I74.9
  - auditory, internal I65.8
  - basilar — *see* Occlusion, artery, basilar
  - carotid (common) (internal) — *see* Occlusion, artery, carotid
  - cerebellar (anterior inferior) (posterior inferior) (superior) I66.3
  - cerebral — *see* Occlusion, artery, cerebral
  - choroidal (anterior) I65.8
  - communicating posterior I65.8
  - coronary (*see also* Infarct, myocardium)
    - not resulting in infarction I24.0
  - extremity I74.4
    - lower I74.3
    - upper I74.2
  - hypophyseal I65.8
  - iliac I74.5
  - limb I74.4
    - lower I74.3
    - upper I74.2
  - mesenteric (with gangrene) (*see also* Ischemia, intestine, acute) K55.059
  - ophthalmic — *see* Occlusion, artery, retina
  - peripheral I74.4
  - pontine I65.8
  - precerebral — *see* Occlusion, artery, precerebral
  - pulmonary — *see* Embolism, pulmonary
  - renal N28.0
  - retinal — *see* Occlusion, artery, retina
  - septic I76
  - specified NEC I74.8
  - vertebral — *see* Occlusion, artery, vertebral

- basilar (artery) I65.1
- blood clot
  - following
    - abortion — *see* Abortion by type complicated by embolism
    - ectopic or molar pregnancy O08.2
  - in pregnancy, childbirth or puerperium — *see* Embolism, obstetric
- brain (*see also* Occlusion, artery, cerebral)
  - following
    - abortion — *see* Abortion by type complicated by embolism
    - ectopic or molar pregnancy O08.2
  - puerperal, postpartum, childbirth — *see* Embolism, obstetric
- capillary I78.8
- cardiac (*see also* Infarct, myocardium)
  - not resulting in infarction I51.3
- carotid (artery) (common) (internal) — *see* Occlusion, artery, carotid
- cavernous sinus (venous) — *see* Embolism, intracranial, venous sinus
- cement
  - pulmonary artery I26.95
    - with acute cor pulmonale I26.03
- cerebral — *see* Occlusion, artery, cerebral
- cholesterol — *see* Atheroembolism
- coronary (artery or vein) (systemic) — *see* Occlusion, coronary
- due to device, implant or graft (*see also* Complications, by site and type, specified NEC)
  - arterial graft NEC T82.818 ☑
  - breast (implant) T85.818 ☑
  - catheter NEC T85.818 ☑
    - dialysis (renal) T82.818 ☑
      - intraperitoneal T85.818 ☑
    - infusion NEC T82.818 ☑
      - spinal (epidural) (subdural) T85.810 ☑
    - urinary (indwelling) T83.81 ☑
  - electronic (electrode) (pulse generator) (stimulator)
    - bone T84.81 ☑
    - cardiac T82.817 ☑
    - nervous system (brain) (peripheral nerve) (spinal) T85.810 ☑
    - urinary T83.81 ☑

- fixation, internal (orthopedic) NEC T84.81
- gastrointestinal (bile duct) (esophagus) T85.818
- genital NEC T83.81
- heart (graft) (valve) T82.817
- joint prosthesis T84.81
- ocular (corneal graft) (orbital implant) T85.818
- orthopedic (bone graft) NEC T86.838
- specified NEC T85.818
- urinary (graft) NEC T83.81
- vascular NEC T82.818
- ventricular intracranial shunt T85.810

extremities
- lower — *see* Embolism, vein, lower extremity
  - arterial I74.3
- upper I74.2

eye H34.9

fat (cerebral) (pulmonary) (systemic) T79.1
- complicating delivery — *see* Embolism, obstetric
- following
  - abortion — *see* Abortion by type complicated by embolism
  - ectopic or molar pregnancy O08.2
- pulmonary artery I26.96
  - with acute cor pulmonale I26.04

following
- abortion — *see* Abortion by type complicated by embolism
- ectopic or molar pregnancy O08.2
- infusion, therapeutic injection or transfusion
  - air T80.0

heart (fatty) (*see also* Infarct, myocardium)
- not resulting in infarction I51.3

hepatic (vein) I82.0

in pregnancy, childbirth or puerperium — *see* Embolism, obstetric

intestine (artery) (vein) (with gangrene) (*see also* Ischemia, intestine, acute) K55.039

intracranial (*see also* Occlusion, artery, cerebral)
- venous sinus (any) G08
  - nonpyogenic I67.6

intraspinal venous sinuses or veins G08
- nonpyogenic G95.19

- kidney (artery) N28.0
- lateral sinus (venous) — *see* Embolism, intracranial, venous sinus
- leg — *see* Embolism, vein, lower extremity
  - arterial I74.3
- longitudinal sinus (venous) — *see* Embolism, intracranial, venous sinus
- lung (massive) — *see* Embolism, pulmonary
- meninges I66.8
- mesenteric (artery) (vein) (with gangrene) (*see also* Ischemia, intestine, acute) K55.059
- obstetric (in) (pulmonary)
  - childbirth O88.22
    - air O88.02
    - amniotic fluid O88.12
    - blood clot O88.22
    - fat O88.82
    - pyemic O88.32
    - septic O88.32
    - specified type NEC O88.82
  - pregnancy O88.21 ☑
    - air O88.01 ☑
    - amniotic fluid O88.11 ☑
    - blood clot O88.21 ☑
    - fat O88.81 ☑
    - pyemic O88.31 ☑
    - septic O88.31 ☑
    - specified type NEC O88.81 ☑
  - puerperal O88.23
    - air O88.03
    - amniotic fluid O88.13
    - blood clot O88.23
    - fat O88.83
    - pyemic O88.33
    - septic O88.33
    - specified type NEC O88.83

- ophthalmic — *see* Occlusion, artery, retina
- penis N48.81
- peripheral artery NOS I74.4
- pituitary E23.6
- popliteal (artery) I74.3
- portal (vein) I81
- postoperative, postprocedural
  - artery T81.719 ☑
    - mesenteric T81.710 ☑
    - renal T81.711 ☑
    - specified NEC T81.718 ☑
  - vein T81.72 ☑
- precerebral artery — *see* Occlusion, artery, precerebral
- puerperal — *see* Embolism, obstetric
- pulmonary (acute) (artery) (vein) I26.99
  - with acute cor pulmonale I26.09
  - cement I26.95
    - with acute cor pulmonale I26.03
  - chronic I27.82
  - fat I26.96
    - with acute cor pulmonale I26.04
  - following
    - abortion — *see* Abortion by type complicated by embolism
    - ectopic or molar pregnancy O08.2
  - healed or old Z86.711
  - in pregnancy, childbirth or puerperium — *see* Embolism, obstetric
  - multiple subsegmental without acute cor pulmonale I26.94
  - personal history of Z86.711
  - saddle I26.92
    - with acute cor pulmonale I26.02
  - septic I26.90
    - with acute cor pulmonale I26.01
  - single subsegmental without acute cor pulmonale I26.93
  - subsegmental NOS I26.93
- pyemic (multiple) I76
  - following
    - abortion — *see* Abortion by type complicated by embolism
    - ectopic or molar pregnancy O08.2

- Hemophilus influenzae A41.3
- pneumococcal A40.3
  - with pneumonia J13
- puerperal, postpartum, childbirth (any organism) — *see* Embolism, obstetric
- specified organism NEC A41.89
- staphylococcal A41.2
- streptococcal A40.9

renal (artery) N28.0
- vein I82.3

retina, retinal — *see* Occlusion, artery, retina

saddle
- abdominal aorta I74.01
- pulmonary artery I26.92
  - with acute cor pulmonale I26.02

septic (arterial) I76
- complicating abortion — *see* Abortion, by type, complicated by, embolism

sinus — *see* Embolism, intracranial, venous sinus

soap complicating abortion — *see* Abortion, by type, complicated by, embolism

spinal cord G95.19
- pyogenic origin G06.1

spleen, splenic (artery) I74.8

thrombotic
- specified NEC I26.99
  - with acute cor pulmonale I26.09

upper extremity I74.2

vein (acute) I82.90
- antecubital I82.61 ☑
  - chronic I82.71 ☑
- axillary I82.A1 ☑
  - chronic I82.A2 ☑
- basilic I82.61 ☑
  - chronic I82.71 ☑
- brachial I82.62 ☑
  - chronic I82.72 ☑
- brachiocephalic (innominate) I82.290
  - chronic I82.291
- calf, muscle I82.46 ☑
  - chronic I82.56 ☑

- cephalic I82.61
  - chronic I82.71
- chronic I82.91
- deep (DVT) I82.40
  - calf I82.4Z
    - chronic I82.5Z
  - lower leg I82.4Z
    - chronic I82.5Z
  - thigh I82.4Y
    - chronic I82.5Y
  - upper leg I82.4Y
    - chronic 82.5Y
- femoral I82.41
  - chronic I82.51
- gastrocnemial I82.46
  - chronic I82.56
- iliac (iliofemoral) I82.42
  - chronic I82.52
- innominate I82.290
  - chronic I82.291
- internal jugular I82.C1
  - chronic I82.C2
- lower extremity
  - deep I82.40
    - chronic I82.50
    - specified NEC I82.49
      - chronic NEC I82.59
  - distal
    - deep I82.4Z
  - proximal
    - deep I82.4Y
      - chronic I82.5Y
  - superficial I82.81
- peroneal I82.45
  - chronic I82.55
- popliteal I82.43
  - chronic I82.53
- radial I82.62

- chronic I82.72
- renal I82.3
- saphenous (greater) (lesser) I82.81
- soleal I82.46
  - chronic I82.56
- specified NEC I82.890
  - chronic NEC I82.891
- subclavian I82.B1
  - chronic I82.B2
- thoracic NEC I82.290
  - chronic I82.291
- tibial I82.44
  - chronic I82.54
- ulnar I82.62
  - chronic I82.72
- upper extremity I82.60
  - chronic I82.70
  - deep I82.62
    - chronic I82.72
  - superficial I82.61
    - chronic I82.71
- vena cava
  - inferior (acute) I82.220
    - chronic I82.221
  - superior (acute) I82.210
    - chronic I82.211
- venous sinus G08
- vessels of brain — *see* Occlusion, artery, cerebral

Embolus — *see* Embolism

Embryoma (*see also* Neoplasm, uncertain behavior, by site)

- benign — *see* Neoplasm, benign, by site
- kidney C64.
- liver C22.0
- malignant (*see also* Neoplasm, malignant, by site)

- kidney C64. ☑
- liver C22.0
- testis C62.9 ☑
  - descended (scrotal) C62.1 ☑
  - undescended C62.0 ☑
- testis C62.9 ☑
  - descended (scrotal) C62.1 ☑
  - undescended C62.0 ☑

Embryonic
- circulation Q28.9
- heart Q28.9
- vas deferens Q55.4

Embryopathia NOS Q89.9

Embryotoxon Q13.4

Emesis — *see* Vomiting

Emotional lability R45.86

Emotionality, pathological F60.3

Emotogenic disease — *see* Disorder, psychogenic

Emphysema (atrophic) (bullous) (chronic) (interlobular) (lung) (obstructive) (pulmonary) (senile) (vesicular) J43.9
- cellular tissue (traumatic) T79.7 ☑
  - surgical T81.82 ☑
- centrilobular J43.2
- compensatory J98.3
- congenital (interstitial) P25.0
- conjunctiva H11.89
- connective tissue (traumatic) T79.7 ☑
  - surgical T81.82 ☑
- due to chemicals, gases, fumes or vapors (*see also* Disease, respiratory, chronic, due to chemicals, gases, fumes or vapors) J43. ☑
- eyelid(s) — *see* Disorder, eyelid, specified type NEC
  - surgical T81.82 ☑
  - traumatic T79.7 ☑
- interstitial J98.2
  - congenital P25.0
  - perinatal period P25.0
- laminated tissue T79.7 ☑
  - surgical T81.82 ☑
- mediastinal J98.2

- newborn P25.2
- orbit, orbital — *see* Disorder, orbit, specified type NEC
- panacinar J43.1
- panlobular J43.1
- specified NEC J43.8
- subcutaneous (traumatic) T79.7 ☑
  - nontraumatic J98.2
  - postprocedural T81.82 ☑
  - surgical T81.82 ☑
- surgical T81.82 ☑
- thymus (gland) (congenital) E32.8
- traumatic (subcutaneous) T79.7 ☑
- unilateral J43.0

Empty nest syndrome Z60.0

Empyema (acute) (chest) (double) (pleura) (supradiaphragmatic) (thorax) J86.9
- with fistula J86.0
- accessory sinus (chronic) — *see* Sinusitis
- antrum (chronic) — *see* Sinusitis, maxillary
- brain (any part) — *see* Abscess, brain
- ethmoidal (chronic) (sinus) — *see* Sinusitis, ethmoidal
- extradural — *see* Abscess, extradural
- frontal (chronic) (sinus) — *see* Sinusitis, frontal
- gallbladder K81.0
- mastoid (process) (acute) — *see* Mastoiditis, acute
- maxilla, maxillary M27.2
  - sinus (chronic) — *see* Sinusitis, maxillary
- nasal sinus (chronic) — *see* Sinusitis
- sinus (accessory) (chronic) (nasal) — *see* Sinusitis
- sphenoidal (sinus) (chronic) — *see* Sinusitis, sphenoidal
- subarachnoid — *see* Abscess, extradural
- subdural — *see* Abscess, subdural
- tuberculous A15.6
- ureter — *see* Ureteritis
- ventricular — *see* Abscess, brain

- En coup de sabre lesion L94.1
- Enamel pearls K00.2
- Enameloma K00.2
- Enanthema, viral B09
- Encephalitis (chronic) (hemorrhagic) (idiopathic) (nonepidemic) (spurious) (subacute) G04.90
  - acute (*see also* Encephalitis, viral) A86
    - disseminated G04.00
      - infectious G04.01
      - noninfectious G04.81
      - postimmunization (postvaccination) G04.02
      - postinfectious G04.01
    - inclusion body A85.8
    - necrotizing hemorrhagic G04.30
      - postimmunization G04.32
      - postinfectious G04.31
      - specified NEC G04.39
  - arboviral, arbovirus NEC A85.2
  - arthropod-borne NEC (viral) A85.2
  - Australian A83.4
  - California (virus) A83.5
  - Central European (tick-borne) A84.1
  - Czechoslovakian A84.1
  - Dawson's (inclusion body) A81.1
  - diffuse sclerosing A81.1
  - disseminated, acute G04.00
  - due to
    - cat scratch disease A28.1
    - human immunodeficiency virus (HIV) disease B20 *[G05.3]*
    - malaria — *see* Malaria
    - rickettsiosis — *see* Rickettsiosis
    - smallpox inoculation G04.02
    - typhus — *see* Typhus
  - Eastern equine A83.2
  - endemic (viral) A86
  - epidemic NEC (viral) A86
  - equine (acute) (infectious) (viral) A83.9

- Eastern A83.2
- Venezuelan A92.2
- Western A83.1

Far Eastern (tick-borne) A84.0
following vaccination or other immunization procedure G04.02
herpes zoster B02.0
herpesviral B00.4
- due to herpesvirus 6 B10.01
- due to herpesvirus 7 B10.09
- specified NEC B10.09

Ilheus (virus) A83.8
inclusion body A81.1
in (due to)
- actinomycosis A42.82
- adenovirus A85.1
- African trypanosomiasis B56.9 *[G05.3]*
- Chagas' disease (chronic) B57.42
- cytomegalovirus B25.8
- enterovirus A85.0
- herpes (simplex) virus B00.4
  - due to herpesvirus 6 B10.01
  - due to herpesvirus 7 B10.09
  - specified NEC B10.09
- infectious disease NEC B99 ☑ *[G05.3]*
- influenza — *see* Influenza, with, encephalopathy
- listeriosis A32.12
- measles B05.0
- mumps B26.2
- naegleriasis B60.2
- parasitic disease NEC B89 *[G05.3]*
- poliovirus A80.9 *[G05.3]*
- rubella B06.01
- syphilis
  - congenital A50.42
  - late A52.14

- systemic lupus erythematosus M32.19 *[G05.3]*
- toxoplasmosis (acquired) B58.2
  - congenital P37.1
- tuberculosis A17.82
- zoster B02.0

infectious (acute) (virus) NEC A86
Japanese (B type) A83.0
La Crosse A83.5
lead — *see* Poisoning, lead
lethargica (acute) (infectious) A85.8
louping ill A84.89
lupus erythematosus, systemic M32.19 *[G05.3]*
lymphatica A87.2
Mengo A85.8
meningococcal A39.81
Murray Valley A83.4
otitic NEC H66.40 *[G05.3]*
parasitic NOS B71.9
periaxial G37.0
periaxialis (concentrica) (diffuse) G37.5
postchickenpox B01.11
postexanthematous NEC B09
postimmunization G04.02
postinfectious NEC G04.01
postmeasles B05.0
postvaccinal G04.02
postvaricella B01.11
postviral NEC A86
Powassan A84.81
Rasmussen G04.81
Rio Bravo A85.8
Russian
- autumnal A83.0
- spring-summer (taiga) A84.0

- saturnine — *see* Poisoning, lead
- specified NEC G04.81
- St. Louis A83.3
- subacute sclerosing A81.1
- summer A83.0
- suppurative G04.81
- tick-borne A84.9
- Torula, torular (cryptococcal) B45.1
- toxic NEC G92.8
- trichinosis B75 *[G05.3]*
- type
  - B A83.0
  - C A83.3
- van Bogaert's A81.1
- Venezuelan equine A92.2
- Vienna A85.8
- viral, virus A86
  - arthropod-borne NEC A85.2
    - mosquito-borne A83.9
      - Australian X disease A83.4
      - California virus A83.5
      - Eastern equine A83.2
      - Japanese (B type) A83.0
      - Murray Valley A83.4
      - specified NEC A83.8
      - St. Louis A83.3
      - type B A83.0
      - type C A83.3
      - Western equine A83.1
    - tick-borne A84.9
      - biundulant A84.1
      - central European A84.1
      - Czechoslovakian A84.1
      - diphasic meningoencephalitis A84.1
      - Far Eastern A84.0
      - Russian spring-summer (taiga) A84.0
      - specified NEC A84.89

- specified type NEC A85.8
- tick-borne, specified NEC A84.89
- Western equine A83.1

Encephalocele Q01.9
- frontal Q01.0
- nasofrontal Q01.1
- occipital Q01.2
- specified NEC Q01.8

Encephalocystocele — *see* Encephalocele

Encephaloduroarteriomyosynangiosis (EDAMS) I67.5

Encephalomalacia (brain) (cerebellar) (cerebral) — *see* Softening, brain

Encephalomeningitis — *see* Meningoencephalitis

Encephalomeningocele — *see* Encephalocele

Encephalomeningomyelitis — *see* Meningoencephalitis

Encephalomyelitis (*see also* Encephalitis) G04.90
- acute disseminated G04.00
  - infectious G04.01
  - noninfectious G04.81
  - postimmunization G04.02
  - postinfectious G04.01
- acute necrotizing hemorrhagic G04.30
  - postimmunization G04.32
  - postinfectious G04.31
  - specified NEC G04.39
- equine A83.9
  - Eastern A83.2
  - Venezuelan A92.2
  - Western A83.1
- in diseases classified elsewhere G05.3
- myalgic G93.32
  - chronic fatigue syndrome [ME/CFS] G93.32

- postchickenpox B01.11
- postinfectious NEC G04.01
- postmeasles B05.0
- postvaccinal G04.02
- postvaricella B01.11
- rubella B06.01
- specified NEC G04.81
- Venezuelan equine A92.2

Encephalomyelocele — *see* Encephalocele

Encephalomyelomeningitis — *see* Meningoencephalitis

Encephalomyelopathy G96.9

Encephalomyeloradiculitis (acute) G61.0

Encephalomyeloradiculoneuritis (acute) (Guillain-Barré) G61.0

Encephalomyeloradiculopathy G96.9

Encephalopathia hyperbilirubinemica, newborn P57.9

- due to isoimmunization (conditions in P55 ☑) P57.0

Encephalopathy (acute) G93.40

- acute necrotizing hemorrhagic G04.30
  - postimmunization G04.32
  - postinfectious G04.31
  - specified NEC G04.39
- alcoholic G31.2
- anoxic — *see* Damage, brain, anoxic
- arteriosclerotic I67.2
- centrolobar progressive (Schilder) G37.0
- congenital Q07.9
- degenerative, in specified disease NEC G32.89
- demyelinating callosal G37.1
- developmental and epileptic G93.45
- due to
  - drugs (*see also* Table of Drugs and Chemicals) G92.8
- early infantile epileptic G93.45
- FOXG1-related QA0.0151
- hepatic (without coma) K76.82
- hyperbilirubinemic, newborn P57.9
  - due to isoimmunization (conditions in P55 ☑) P57.0

- hypertensive I67.4
- hypoglycemic E16.2
- hypoxic — *see* Damage, brain, anoxic
- hypoxic ischemic P91.60
  - mild P91.61
  - moderate P91.62
  - severe P91.63
- in (due to) (with)
  - birth injury P11.1
  - hyperinsulinism E16.1 *[G94]*
  - influenza — *see* Influenza, with, encephalopathy
  - lack of vitamin (*see also* Deficiency, vitamin) E56.9 *[G32.89]*
  - neoplastic disease (*see also* Neoplasm) D49.9 *[G13.1]*
  - serum (*see also* Reaction, serum) T80.69
  - syphilis A52.17
  - trauma (postconcussional) F07.81
    - current injury — *see* Injury, intracranial
  - vaccination G04.02
- lead — *see* Poisoning, lead
- metabolic G93.41
  - drug induced G92.8
  - toxic G92.8
- myoclonic, early, symptomatic — *see* Epilepsy, generalized, specified NEC
- necrotizing, subacute (Leigh) G31.82
- neonatal P91.819
  - in diseases classified elsewhere P91.811
- pellagrous E52 *[G32.89]*
- portal-systemic K76.82
- postcontusional F07.81
  - current injury — *see* Injury, intracranial, diffuse
- posthypoglycemic (coma) E16.1 *[G94]*
- postradiation G93.89
- saturnine — *see* Poisoning, lead
- septic G93.41
- specified NEC G93.49
- spongiform, subacute (viral) A81.09
- toxic G92.9

- metabolic G92.8
- traumatic (postconcussional) F07.81
  - current injury — *see* Injury, intracranial
- vitamin B deficiency NEC E53.9 *[G32.89]*
  - vitamin B1 E51.2
- Wernicke's E51.2

Encephalorrhagia — *see* Hemorrhage, intracranial, intracerebral
Encephalosis, posttraumatic F07.81
Enchondroma (*see also* Neoplasm, bone, benign)
Enchondromatosis (cartilaginous) (multiple) Q78.4
Encopresis R15.9
- functional F98.1
- nonorganic origin F98.1
- psychogenic F98.1

Encounter (with health service) (for) Z76.89
- adjustment and management (of)
  - breast implant Z45.81
  - implanted device NEC Z45.89
  - myringotomy device (stent) (tube) Z45.82
  - neurostimulator (brain) (gastric) (peripheral nerve) (sacral nerve) (spinal cord) (vagus nerve) Z45.42
- administrative purpose only Z02.9
  - examination for
    - adoption Z02.82
    - armed forces Z02.3
    - child welfare Z02.84
    - disability determination Z02.71
    - driving license Z02.4
    - employment Z02.1
    - insurance Z02.6
    - medical certificate NEC Z02.79
    - paternity testing Z02.81
    - residential institution admission Z02.2
    - school admission Z02.0
    - sports Z02.5
  - specified reason NEC Z02.89
- aftercare — *see* Aftercare
- antenatal screening Z36.9

- cervical length Z36.86
- chromosomal anomalies Z36.0
- congenital cardiac abnormalities Z36.83
- elevated maternal serum alphafetoprotein level Z36.1
- fetal growth retardation Z36.4
- fetal lung maturity Z36.84
- fetal macrosomia Z36.88
- hydrops fetalis Z36.81
- intrauterine growth restriction (IUGR)/small-for-dates Z36.4
- isoimmunization Z36.5
- large-for-dates Z36.88
- malformations Z36.3
- non-visualized anatomy on a previous scan Z36.2
- nuchal translucency Z36.82
- raised alphafetoprotein level Z36.1
- risk of pre-term labor Z36.86
- specified type NEC Z36.89
- specified follow-up NEC Z36.2
- specified genetic defects NEC Z36.8A
- Streptococcus B Z36.85
- suspected anomaly Z36.3
- uncertain dates Z36.87

assisted reproductive fertility procedure cycle Z31.83
blood typing Z01.83
- Rh typing Z01.83

breast augmentation or reduction Z41.1
breast implant exchange (different material) (different size) Z45.81 ☑
breast reconstruction following mastectomy Z42.1
check-up — *see* Examination
chemotherapy for neoplasm Z51.11
child welfare screening exam Z02.84
colonoscopy, screening Z12.11
counseling — *see* Counseling
delivery, full-term, uncomplicated O80
- cesarean, without indication O82

- desensitization to allergens Z51.6
- ear piercing Z41.3
- examination — *see* Examination
- expectant parent(s) (adoptive) pre-birth pediatrician visit Z76.81
- fertility preservation procedure (prior to cancer therapy) (prior to removal of gonads) Z31.84
- fitting (of) — *see* Fitting (and adjustment) (of)
- genetic
  - counseling
    - nonprocreative Z71.83
    - procreative Z31.5
  - testing — *see* Test, genetic
- hearing conservation and treatment Z01.12
- HIV
  - pre-exposure prophylaxis Z29.81
  - PrEP Z29.81
- immunotherapy for neoplasm Z51.12
- in vitro fertilization cycle Z31.83
- instruction (in)
  - childbirth Z32.2
  - child care (postpartal) (prenatal) Z32.3
  - natural family planning
    - procreative Z31.61
    - to avoid pregnancy Z30.02
- insulin pump titration Z46.81
- joint prosthesis insertion following prior explantation of joint prosthesis (staged procedure)
  - hip Z47.32
  - knee Z47.33
  - shoulder Z47.31
- laboratory (as part of a general medical examination) Z00.00
  - with abnormal findings Z00.01
- mental health services (for)
  - abuse NEC
    - perpetrator Z69.82
    - victim Z69.81
  - child abuse
    - nonparental

- perpetrator Z69.021
- victim Z69.020
- parental
  - perpetrator Z69.011
  - victim Z69.010
- child neglect
  - nonparental
    - perpetrator Z69.021
    - victim Z69.020
  - parental
    - perpetrator Z69.011
    - victim Z69.010
- child psychological abuse
  - nonparental
    - perpetrator Z69.021
    - victim Z69.020
  - parental
    - perpetrator Z69.011
    - victim Z69.010
- child sexual abuse
  - nonparental
    - perpetrator Z69.021
    - victim Z69.020
  - parental
    - perpetrator Z69.011
    - victim Z69.010
- non-spousal adult abuse
  - perpetrator Z69.82
  - victim Z69.81
- spousal or partner
  - abuse
    - perpetrator Z69.12
    - victim Z69.11
  - neglect

- perpetrator Z69.12
- victim Z69.11
- psychological abuse
  - perpetrator Z69.12
  - victim Z69.11
- violence
  - perpetrator (physical) (sexual) Z69.12
  - victim (physical) Z69.11
    - sexual Z69.81

observation (for) (ruled out)
- alarm, without findings
  - apnea Z03.83
  - bradycardia Z03.83
  - oximeter Z03.83
- condition suspected related to home physiologic monitoring device Z03.83
  - newborn Z05.81
    - apnea alarm Z05.81
    - bradycardia alarm Z05.81
    - malfunction of home cardiorespiratory monitor Z05.81
    - non-specific findings home physiologic monitoring device Z05.81
    - pulse oximeter alarm without findings Z05.81
- exposure to (suspected)
  - anthrax Z03.810
  - biological agent NEC Z03.818
- malfunction of home cardiorespiratory monitor Z03.83
- non-specific findings home physiologic monitoring device Z03.83

palliative care Z51.5
pediatrician visit, by expectant parent(s) (adoptive) Z76.81
placental sample (taken vaginally) (*see also* Encounter, antenatal screening) Z36.9
plastic and reconstructive surgery following medical procedure or healed injury NEC Z42.8
postoperative — *see* Aftercare
pregnancy
- supervision of — *see* Pregnancy, supervision of
- test Z32.00
  - result negative Z32.02
  - result positive Z32.01

- procreative management and counseling for gestational carrier Z31.7
- prophylactic measures Z29.9
  - antivenin Z29.12
  - fluoride administration Z29.3
  - HIV pre-exposure Z29.81
  - immunotherapy for respiratory syncytial virus (RSV) Z29.11
  - rabies immune globin Z29.14
  - Rho (D) immune globulin Z29.13
  - specified NEC Z29.89
- radiation therapy (antineoplastic) Z51.0
- radiological (as part of a general medical examination) Z00.00
  - with abnormal findings Z00.01
- reconstructive surgery following medical procedure or healed injury NEC Z42.8
- removal (of) (*see also* Removal)
  - artificial
    - arm Z44.00 ☑
      - complete Z44.01 ☑
      - partial Z44.02 ☑
    - eye Z44.2 ☑
    - leg Z44.10 ☑
      - complete Z44.11 ☑
      - partial Z44.12 ☑
  - breast implant Z45.81 ☑
    - tissue expander (with or without synchronous insertion of permanent implant) Z45.81 ☑
  - device Z46.9
    - specified NEC Z46.89
  - external
    - fixation device - code to fracture with seventh character D
    - prosthesis, prosthetic device Z44.9
      - breast Z44.3 ☑
      - specified NEC Z44.8
  - implanted device NEC Z45.89
  - insulin pump Z46.81
  - internal fixation device Z47.2
  - myringotomy device (stent) (tube) Z45.82
  - nervous system device NEC Z46.2

- brain neuropacemaker Z46.2
- visual substitution device Z46.2
  - implanted Z45.31
- non-vascular catheter Z46.82
- orthodontic device Z46.4
- stent
  - ureteral Z46.6
- urinary device Z46.6

repeat cervical smear to confirm findings of recent normal smear following initial abnormal smear Z01.42
respirator [ventilator] use during power failure Z99.12
Rh typing Z01.83
screening — *see* Screening
specified NEC Z76.89
sterilization Z30.2
suspected condition, ruled out
- amniotic cavity and membrane Z03.71
- cervical shortening Z03.75
- fetal anomaly Z03.73
- fetal growth Z03.74
- maternal and fetal conditions NEC Z03.79
- oligohydramnios Z03.71
- placental problem Z03.72
- polyhydramnios Z03.71

suspected exposure (to), ruled out
- anthrax Z03.810
- biological agents NEC Z03.818

termination of pregnancy, elective Z33.2
testing — *see* Test
therapeutic drug level monitoring Z51.81
titration, insulin pump Z46.81
to determine fetal viability of pregnancy O36.80 ☑
training
- insulin pump Z46.81

X-ray of chest (as part of a general medical examination) Z00.00
- with abnormal findings Z00.01

- Encystment — *see* Cyst
- Endarteritis (bacterial, subacute) (infective) I77.6
  - brain I67.7
  - cerebral or cerebrospinal I67.7
  - deformans — *see* Arteriosclerosis
  - embolic — *see* Embolism
  - obliterans (*see also* Arteriosclerosis)
    - pulmonary I28.8
  - pulmonary I28.8
  - retina — *see* Vasculitis, retina
  - senile — *see* Arteriosclerosis
  - syphilitic A52.09
    - brain or cerebral A52.04
    - congenital A50.54 *[I79.8]*
  - tuberculous A18.89
- Endemic — *see* condition
- Endocarditis (chronic) (marantic) (nonbacterial) (thrombotic) (valvular) I38
  - with rheumatic fever (conditions in I00)
    - active — *see* Endocarditis, acute, rheumatic
    - inactive or quiescent (with chorea) I09.1
  - acute or subacute I33.9
    - infective I33.0
    - rheumatic (aortic) (mitral) (pulmonary) (tricuspid) I01.1
      - with chorea (acute) (rheumatic) (Sydenham's) I02.0
  - aortic (heart) (nonrheumatic) (valve) I35.8
    - with
      - mitral disease I08.0
        - with tricuspid (valve) disease I08.3
        - active or acute I01.1
          - with chorea (acute) (rheumatic) (Sydenham's) I02.0
      - rheumatic fever (conditions in I00)
        - active — *see* Endocarditis, acute, rheumatic
        - inactive or quiescent (with chorea) I06.9
      - tricuspid (valve) disease I08.2
        - with mitral (valve) disease I08.3

- acute or subacute I33.9
- arteriosclerotic I35.8
- rheumatic I06.9
  - with mitral disease I08.0
    - with tricuspid (valve) disease I08.3
    - active or acute I01.1
      - with chorea (acute) (rheumatic) (Sydenham's) I02.0
  - active or acute I01.1
    - with chorea (acute) (rheumatic) (Sydenham's) I02.0
  - specified NEC I06.8
- specified cause NEC I35.8
- syphilitic A52.03

arteriosclerotic I38
atypical verrucous (Libman-Sacks) M32.11
bacterial (acute) (any valve) (subacute) I33.0
candidal B37.6
congenital Q24.8
constrictive I33.0
Coxiella burnetii A78 *[I39]*
Coxsackie B33.21
due to
- prosthetic cardiac valve T82.6 ☑
- Q fever A78 *[I39]*
- Serratia marcescens I33.0
- typhoid (fever) A01.02

gonococcal A54.83
infectious or infective (acute) (any valve) (subacute) I33.0
lenta (acute) (any valve) (subacute) I33.0
Libman-Sacks M32.11
listerial A32.82
Löffler's I42.3
malignant (acute) (any valve) (subacute) I33.0
meningococcal A39.51
mitral (chronic) (double) (fibroid) (heart) (inactive) (valve) (with chorea) I05.9
- with
  - aortic (valve) disease I08.0

- with tricuspid (valve) disease I08.3
- active or acute I01.1
  - with chorea (acute) (rheumatic) (Sydenham's) I02.0
- rheumatic fever (conditions in I00)
  - active — *see* Endocarditis, acute, rheumatic
  - inactive or quiescent (with chorea) I05.9
- tricuspid (valve) disease I08.1
  - with aortic (valve) disease I08.3
- active or acute I01.1
  - with chorea (acute) (rheumatic) (Sydenham's) I02.0
  - bacterial I33.0
- arteriosclerotic I34.89
- nonrheumatic I34.89
  - acute or subacute I33.9
- specified NEC I05.8

monilial B37.6

multiple valves I08.9
- specified disorders I08.8

mycotic (acute) (any valve) (subacute) I33.0

pneumococcal (acute) (any valve) (subacute) I33.0

pulmonary (chronic) (heart) (valve) I37.8
- with rheumatic fever (conditions in I00)
  - active — *see* Endocarditis, acute, rheumatic
  - inactive or quiescent (with chorea) I09.89
    - with aortic, mitral or tricuspid disease I08.8
- acute or subacute I33.9
  - rheumatic I01.1
    - with chorea (acute) (rheumatic) (Sydenham's) I02.0
- arteriosclerotic I37.8
- congenital Q22.2
- rheumatic (chronic) (inactive) (with chorea) I09.89
  - active or acute I01.1
    - with chorea (acute) (rheumatic) (Sydenham's) I02.0
- syphilitic A52.03

- purulent (acute) (any valve) (subacute) I33.0
- Q fever A78 *[I39]*
- rheumatic (chronic) (inactive) (with chorea) I09.1
  - active or acute (aortic) (mitral) (pulmonary) (tricuspid) I01.1
    - with chorea (acute) (rheumatic) (Sydenham's) I02.0
- rheumatoid — *see* Rheumatoid, carditis
- septic (acute) (any valve) (subacute) I33.0
- streptococcal (acute) (any valve) (subacute) I33.0
- subacute — *see* Endocarditis, acute
- suppurative (acute) (any valve) (subacute) I33.0
- syphilitic A52.03
- toxic I33.9
- tricuspid (chronic) (heart) (inactive) (rheumatic) (valve) (with chorea) I07.9
  - with
    - aortic (valve) disease I08.2
      - mitral (valve) disease I08.3
    - mitral (valve) disease I08.1
      - aortic (valve) disease I08.3
    - rheumatic fever (conditions in I00)
      - active — *see* Endocarditis, acute, rheumatic
      - inactive or quiescent (with chorea) I07.8
  - active or acute I01.1
    - with chorea (acute) (rheumatic) (Sydenham's) I02.0
  - arteriosclerotic I36.8
  - nonrheumatic I36.8
    - acute or subacute I33.9
  - specified cause, except rheumatic I36.8
- tuberculous — *see* Tuberculosis, endocarditis
- typhoid A01.02
- ulcerative (acute) (any valve) (subacute) I33.0
- vegetative (acute) (any valve) (subacute) I33.0
- verrucous (atypical) (nonbacterial) (nonrheumatic) M32.11

Endocardium, endocardial (*see also* condition)
- cushion defect Q21.20

Endocervicitis (*see also* Cervicitis)
- due to intrauterine (contraceptive) device T83.69
- hyperplastic N72

- Endocrine — *see* condition
- Endocrinopathy, pluriglandular E31.9
- Endodontic
  - overfill M27.52
  - underfill M27.53
- Endodontitis K04.01
  - irreversible K04.02
  - reversible K04.01
- Endomastoiditis — *see* Mastoiditis
- Endometrioma N80.12 ☑
- Endometriosis N80.9
  - abdomen, abdominal N80.C0
    - specified site, NEC N80.C9
    - wall N80.C19
      - fascia and muscular layers N80.C11
      - subcutaneous tissue N80.C10
      - unspecified depth N80.C19
  - appendix N80.549
    - deep N80.542
    - superficial N80.541
  - bladder (unspecified depth) N80.A0
    - deep N80.A2
    - superficial N80.A1
  - bowel N80.50
  - broad ligament N80.3C ☑
  - cardiothoracic space N80.B6
  - cecum N80.539
    - deep N80.532
    - superficial N80.531
  - cervix N80.0 ☑
  - colon N80.559
    - descending N80.559
      - deep N80.552
      - superficial N80.551
    - sigmoid N80.529
      - deep N80.522
      - superficial N80.521
    - transverse N80.559

- deep N80.552
- superficial N80.551
- cul-de-sac (Douglas')
  - anterior (unspecified depth) N80.319
    - deep N80.312
    - superficial N80.311
  - posterior (unspecified depth) N80.329
    - deep N80.322
    - superficial N80.321
- deep
  - involving muscular wall of fallopian tube N80.22 ☑
  - retrocervical N80.02
- diaphragm N80.B39
  - deep N80.B32
  - superficial N80.B31
  - unspecified depth N80.B39
- exocervix N80.01
- extra-pelvic abdominal peritoneum N80.C4
- fallopian tube (unspecified depth) N80.20 ☑
  - deep N80.22 ☑
  - superficial N80.21 ☑
- female genital organ NEC N80.8
- gallbladder N80.8
- inguinal canal N80.C3
- in scar of skin N80.6
- internal N80.02
- intestine N80.50
  - small N80.569
    - deep (multifocal) N80.562
    - superficial N80.561
- lung N80.B2
- mediastinal space N80.B5
- myometrium N80.03
- nerve
  - femoral N80.D6
  - obturator N80.D3
  - pelvic N80.D0
    - splanchnic N80.D1

- pudendal N80.D5
- retroperitoneum, NEC N80.D9
- sacral splanchnic N80.D1
- sciatic N80.D4
- specified, NEC N80.D9

ovary (unspecified depth) N80.10 ☑
- deep N80.12 ☑
- superficial N80.11 ☑

parametrium N80.399

pelvic
- brim N80.38 ☑
  - deep N80.37 ☑
  - superficial N80.36 ☑
- peritoneum N80.30
  - specified sites, NEC N80.399
    - deep N80.392
    - superficial N80.391
- sidewall N80.35 ☑
  - deep N80.34 ☑
  - superficial N80.33 ☑

pericardial space N80.B4

peritoneal (pelvic) N80.30

pleura N80.B1

rectovaginal septum N80.40
- with involvement of vagina N80.42
- without involvement of vagina N80.41

rectum N80.519
- deep (multifocal) N80.512
- superficial N80.511

retroperitoneum N80.30

round ligament N80.3C9

sacral nerve roots N80.D2

skin (scar) N80.6

specified site NEC N80.8

stromal D39.0

thorax N80.B ☑

umbilicus N80.C2

ureter N80.A69

- deep N80.A5
- extrinsic N80.A4
- intrinsic N80.A5
- superficial N80.A4
- unspecified depth N80.A6

uterosacral ligament(s) N80.3C
- deep N80.3B
- superficial N80.3A

uterus N80.00
- deep N80.02
- internal N80.02
- superficial N80.01

vagina N80.42

vulva N80.8

Endometritis (decidual) (nonspecific) (purulent) (senile) (atrophic) (suppurative) N71.9

with ectopic pregnancy O08.0

acute N71.0

blennorrhagic (gonococcal) (acute) (chronic) A54.24

cervix, cervical (with erosion or ectropion) (*see also* Cervicitis)
- hyperplastic N72

chlamydial A56.11

chronic N71.1

following
- abortion — *see* Abortion by type complicated by genital infection
- ectopic or molar pregnancy O08.0

gonococcal, gonorrheal (acute) (chronic) A54.24

hyperplastic (*see also* Hyperplasia, endometrial) N85.00
- cervix N72

puerperal, postpartum, childbirth O86.12

subacute N71.0

tuberculous A18.17

- Endometrium — *see* condition
- Endomyocardiopathy, South African I42.3
- Endomyocarditis — *see* Endocarditis
- Endomyofibrosis I42.3
- Endomyometritis — *see* Endometritis
- Endopericarditis — *see* Endocarditis
- Endoperineuritis — *see* Disorder, nerve
- Endophlebitis — *see* Phlebitis
- Endophthalmia — *see* Endophthalmitis, purulent
- Endophthalmitis (acute) (infective) (metastatic) (subacute) H44.009
  - bleb associated H59.4 ☑ — *see also* Bleb, inflamed (infected), postprocedural
  - gonorrheal A54.39
  - in (due to)
    - cysticercosis B69.1
    - onchocerciasis B73.01
    - toxocariasis B83.0
  - panuveitis — *see* Panuveitis
  - parasitic H44.12 ☑
  - purulent H44.00 ☑
    - panophthalmitis — *see* Panophthalmitis
    - vitreous abscess H44.02 ☑
  - specified NEC H44.19
  - sympathetic — *see* Uveitis, sympathetic
- Endosalpingioma D28.2
- Endosalpingiosis N94.89
- Endosteitis — *see* Osteomyelitis
- Endothelioma, bone — *see* Neoplasm, bone, malignant
- Endotheliosis (hemorrhagic infectional) D69.8
- Endotoxemia - code to condition
- Endotrachelitis — *see* Cervicitis
- Engelmann (-Camurati) syndrome Q78.3
- English disease — *see* Rickets
- Engman's disease L30.3
- Engorgement
  - breast N64.59
    - newborn P83.4
    - puerperal, postpartum O92.79

- lung (passive) — *see* Edema, lung
- pulmonary (passive) — *see* Edema, lung
- stomach K31.89
- venous, retina — *see* Occlusion, retina, vein, engorgement

Enlargement, enlarged (*see also* Hypertrophy)

- adenoids J35.2
  - with tonsils J35.3
- alveolar ridge K08.89
  - congenital — *see* Anomaly, alveolar
- apertures of diaphragm (congenital) Q79.1
- gingival K06.1
- heart, cardiac — *see* Hypertrophy, cardiac
- labium majus, childhood asymmetric (CALME) N90.61
- lacrimal gland, chronic H04.03
- liver — *see* Hypertrophy, liver
- lymph gland or node R59.9
  - generalized R59.1
  - localized R59.0
- orbit H05.34
- organ or site, congenital NEC — *see* Anomaly, by site
- parathyroid (gland) E21.0
- pituitary fossa R93.0
- prostate N40.0
  - with lower urinary tract symptoms (LUTS) N40.1
    - nodular N40.3
  - nodular N40.2
    - with lower urinary tract symptoms (LUTS) N40.3
  - without lower urinary tract symptoms (LUTS) N40.0
    - nodular N40.2
- sella turcica R93.0
- spleen — *see* Splenomegaly
- thymus (gland) (congenital) E32.0
- thyroid (gland) — *see* Goiter
- tongue K14.8
- tonsils J35.1

- with adenoids J35.3
- uterus N85.2
- vestibular aqueduct Q16.5

Enophthalmos H05.40 ☑
- due to
  - orbital tissue atrophy H05.41 ☑
  - trauma or surgery H05.42 ☑

Enostosis M27.8

Entamebic, entamebiasis — *see* Amebiasis

Entanglement
- umbilical cord(s) O69.82 ☑
  - with compression O69.2 ☑
  - around neck
    - with compression O69.1 ☑
    - without compression O69.81 ☑
  - of twins in monoamniotic sac O69.2 ☑
  - other, with compression O69.2 ☑
  - other, without compression O69.82 ☑
  - without compression O69.82 ☑

Enteralgia — *see* Pain, abdominal

Enteric — *see* condition

Enteritis (acute) (diarrheal) (hemorrhagic) (noninfective) K52.9
- adenovirus A08.2
- aertrycke infection A02.0
- allergic K52.29
  - with
    - eosinophilic gastritis or gastroenteritis K52.81
    - food protein-induced enterocolitis syndrome K52.21
    - food protein-induced enteropathy K52.22
    - FPIES K52.21
- amebic (acute) A06.0
  - with abscess — *see* Abscess, amebic
  - chronic A06.1
    - with abscess — *see* Abscess, amebic
    - nondysenteric A06.2
  - nondysenteric A06.2

- astrovirus A08.32
- bacillary NOS A03.9
- bacterial A04.9
  - specified NEC A04.8
- calicivirus A08.31
- candidal B37.82
- Chilomastix A07.8
- choleriformis A00.1
- chronic (noninfectious) K52.9
  - ulcerative — *see* Colitis, ulcerative
- cicatrizing (chronic) — *see* Enteritis, regional, small intestine
- Clostridioides difficile
  - not specified as recurrent A04.72
  - recurrent A04.71
- Clostridium
  - botulinum (food poisoning) A05.1
  - difficile
    - not specified as recurrent A04.72
    - recurrent A04.71
- coccidial A07.3
- coxsackie virus A08.39
- dietetic (*see also* Enteritis, allergic) K52.29
- drug-induced K52.1
- due to
  - astrovirus A08.32
  - calicivirus A08.31
  - coxsackie virus A08.39
  - drugs K52.1
  - echovirus A08.39
  - enterovirus NEC A08.39
  - food hypersensitivity (*see also* Enteritis, allergic) K52.29
  - infectious organism (bacterial) (viral) — *see* Enteritis, infectious
  - torovirus A08.39
  - Yersinia enterocolitica A04.6

- echovirus A08.39
- eltor A00.1
- enterovirus NEC A08.39
- eosinophilic K52.81
- epidemic (infectious) A09
- fulminant (*see also* Ischemia, intestine, acute) K55.019
- gangrenous — *see* Enteritis, infectious
- giardial A07.1
- infectious NOS A09
  - due to
    - adenovirus A08.2
    - Aerobacter aerogenes A04.8
    - Arizona (bacillus) A02.0
    - bacteria NOS A04.9
      - specified NEC A04.8
    - Campylobacter A04.5
    - Clostridioides difficile
      - not specified as recurrent A04.72
      - recurrent A04.71
    - Clostridium difficile
      - not specified as recurrent A04.72
      - recurrent A04.71
    - Clostridium perfringens A04.8
    - Enterobacter aerogenes A04.8
    - enterovirus A08.39
    - Escherichia coli A04.4
      - enteroaggregative A04.4
      - enterohemorrhagic A04.3
      - enteroinvasive A04.2
      - enteropathogenic A04.0
      - enterotoxigenic A04.1
      - specified NEC A04.4
    - specified
      - bacteria NEC A04.8
      - virus NEC A08.39

- Staphylococcus A04.8
- virus NEC A08.4
  - specified type NEC A08.39
- Yersinia enterocolitica A04.6
- specified organism NEC A08.8

influenzal — *see* Influenza, with, digestive manifestations
ischemic K55.9
- acute (*see also* Ischemia, intestine, acute) K55.019
- chronic K55.1

microsporidial A07.8
mucomembranous, myxomembranous — *see* Syndrome, irritable bowel
mucous — *see* Syndrome, irritable bowel
necroticans A05.2
necrotizing of newborn — *see* Enterocolitis, necrotizing, in newborn
neurogenic — *see* Syndrome, irritable bowel
newborn necrotizing — *see* Enterocolitis, necrotizing, in newborn
noninfectious K52.9
norovirus A08.11
parasitic NEC B82.9
paratyphoid (fever) — *see* Fever, paratyphoid
protozoal A07.9
- specified NEC A07.8

radiation K52.0
regional (of) K50.90
- with
  - complication K50.919
    - abscess K50.914
    - fistula K50.913
    - intestinal obstruction K50.912
    - rectal bleeding K50.911
    - specified complication NEC K50.918

- colon — *see* Enteritis, regional, large intestine
- duodenum — *see* Enteritis, regional, small intestine
- ileum — *see* Enteritis, regional, small intestine
- jejunum — *see* Enteritis, regional, small intestine
- large bowel — *see* Enteritis, regional, large intestine
- large intestine (colon) (rectum) K50.10
  - with
    - complication K50.119
      - abscess K50.114
      - fistula K50.113
      - intestinal obstruction K50.112
      - rectal bleeding K50.111
      - small intestine (duodenum) (ileum) (jejunum) involvement K50.80
        - with
          - complication K50.819
            - abscess K50.814
            - fistula K50.813
            - intestinal obstruction K50.812
            - rectal bleeding K50.811
            - specified complication NEC K50.818
      - specified complication NEC K50.118
- rectum — *see* Enteritis, regional, large intestine
- small intestine (duodenum) (ileum) (jejunum) K50.00
  - with
    - complication K50.019
      - abscess K50.014
      - fistula K50.013
      - intestinal obstruction K50.012
      - large intestine (colon) (rectum) involvement K50.80
        - with
          - complication K50.819
            - abscess K50.814
            - fistula K50.813
            - intestinal obstruction K50.812
            - rectal bleeding K50.811
            - specified complication NEC K50.818
      - rectal bleeding K50.011
      - specified complication NEC K50.018

- rotaviral A08.0
- Salmonella, salmonellosis (arizonae) (cholerae-suis) (enteritidis) (typhimurium) A02.0
- segmental — *see* Enteritis, regional
- septic A09
- Shigella — *see* Infection, Shigella
- small round structured NEC A08.19
- spasmodic, spastic — *see* Syndrome, irritable bowel
- staphylococcal A04.8
  - due to food A05.0
- torovirus A08.39
- toxic NEC K52.1
  - due to
    - Clostridioides difficile
      - not specified as recurrent A04.72
      - recurrent A04.71
    - Clostridium difficile
      - not specified as recurrent A04.72
      - recurrent A04.71
- trichomonal A07.8
- tuberculous A18.32
- typhosa A01.00
- ulcerative (chronic) — *see* Colitis, ulcerative
- viral A08.4
  - adenovirus A08.2
  - enterovirus A08.39
  - Rotavirus A08.0
  - small round structured NEC A08.19
  - specified NEC A08.39
  - virus specified NEC A08.39

Enterobiasis B80

Enterobius vermicularis (infection) (infestation) B80

Enterocele (*see also* Hernia, abdomen)
- pelvic, pelvis (acquired) (congenital) №81.5
- vagina, vaginal (acquired) (congenital) NEC №81.5

Enterocolitis (*see also* Enteritis) K52.9

- due to
  - Clostridioides difficile
    - not specified as recurrent A04.72
    - recurrent A04.71
  - Clostridium difficile
    - not specified as recurrent A04.72
    - recurrent A04.71
- fulminant ischemic (*see also* Ischemia, intestine, acute) K55.059
- granulomatous — *see* Enteritis, regional
- hemorrhagic (acute) (*see also* Ischemia, intestine, acute) K55.059
  - chronic K55.1
- infectious NEC A09
- ischemic K55.9
- necrotizing K55.30
  - with
    - perforation K55.33
    - pneumatosis K55.32
      - and perforation K55.33
  - due to
    - Clostridioides difficile
      - not specified as recurrent A04.72
      - recurrent A04.71
    - Clostridium difficile
      - not specified as recurrent A04.72
      - recurrent A04.71
  - in non-newborn K55.30
    - stage 1 (without pneumatosis, without perforation) K55.31
    - stage 2 (with pneumatosis, without perforation) K55.32
    - stage 3 (with pneumatosis, with perforation) K55.33
  - in newborn P77.9
    - stage 1 (without pneumatosis, without perforation) P77.1
    - stage 2 (with pneumatosis, without perforation) P77.2
    - stage 3 (with pneumatosis, with perforation) P77.3
  - without pneumatosis or perforation K55.31
- noninfectious K52.9
  - newborn — *see* Enterocolitis, necrotizing, in newborn

- pseudomembranous (newborn)
  - not specified as recurrent A04.72
  - recurrent A04.71
- radiation K52.0
  - newborn — *see* Enterocolitis, necrotizing, in newborn
- ulcerative (chronic) — *see* Pancolitis, ulcerative (chronic)

Enterogastritis — *see* Enteritis

Enteropathy K63.9
- food protein-induced K52.22
- celiac-gluten-sensitive K90.0
  - non-celiac K90.41
- hemorrhagic, terminal (*see also* Ischemia, intestine, acute) K55.059
- protein-losing K90.49

Enteroperitonitis — *see* Peritonitis

Enteroptosis K63.4

Enterorrhagia K92.2

Enterospasm (*see also* Syndrome, irritable, bowel)
- psychogenic F45.8

Enterostenosis (*see also* Obstruction, intestine, specified NEC) K56.699

Enterostomy
- complication — *see* Complication, enterostomy
- status Z93.4

Enterovirus, as cause of disease classified elsewhere B97.10
- coxsackievirus B97.11
- echovirus B97.12
- other specified B97.19

Enthesopathy (peripheral) M77.9
- Achilles tendinitis — *see* Tendinitis, Achilles
- ankle and tarsus M77.5 ☑
  - specified type NEC — *see* Enthesopathy, foot, specified type NEC
- anterior tibial syndrome M76.81 ☑
- calcaneal spur — *see* Spur, bone, calcaneal
- elbow region M77.8
  - lateral epicondylitis — *see* Epicondylitis, lateral
  - medial epicondylitis — *see* Epicondylitis, medial
- foot NEC M77.8
  - metatarsalgia — *see* Metatarsalgia
  - specified type NEC M77.5 ☑

forearm M77.8
gluteal tendinitis — *see* Tendinitis, gluteal
hand M77.8
hip — *see* Enthesopathy, lower limb, specified type NEC
iliac crest spur — *see* Spur, bone, iliac crest
iliotibial band syndrome — *see* Syndrome, iliotibial band
knee — *see* Enthesopathy, lower limb, lower leg, specified type NEC
lateral epicondylitis — *see* Epicondylitis, lateral
lower limb (excluding foot) M76.9
- Achilles tendinitis — *see* Tendinitis, Achilles
- ankle and tarsus M77.5
  - specified type NEC — *see* Enthesopathy, foot, specified type NEC
- anterior tibial syndrome M76.81
- gluteal tendinitis — *see* Tendinitis, gluteal
- iliac crest spur — *see* Spur, bone, iliac crest
- iliotibial band syndrome — *see* Syndrome, iliotibial band
- patellar tendinitis — *see* Tendinitis, patellar
- pelvic region — *see* Enthesopathy, lower limb, specified type NEC
- peroneal tendinitis — *see* Tendinitis, peroneal
- posterior tibial syndrome M76.82
- psoas tendinitis — *see* Tendinitis, psoas
- specified type NEC M76.89
- tibial collateral bursitis — *see* Bursitis, tibial collateral

medial epicondylitis — *see* Epicondylitis, medial
metatarsalgia — *see* Metatarsalgia
multiple sites M77.8
patellar tendinitis — *see* Tendinitis, patellar
pelvis M77.8
periarthritis of wrist — *see* Periarthritis, wrist
peroneal tendinitis — *see* Tendinitis, peroneal
posterior tibial syndrome M76.82
psoas tendinitis — *see* Tendinitis, psoas
shoulder region — *see* Lesion, shoulder
specified type NEC M77.8
spinal M46.00

- cervical region M46.02
- cervicothoracic region M46.03
- lumbar region M46.06
- lumbosacral region M46.07
- multiple sites M46.09
- occipito-atlanto-axial region M46.01
- sacrococcygeal region M46.08
- thoracic region M46.04
- thoracolumbar region M46.05

tibial collateral bursitis — *see* Bursitis, tibial collateral
upper arm M77.8
wrist and carpus NEC M77.8
- calcaneal spur — *see* Spur, bone, calcaneal
- periarthritis of wrist — *see* Periarthritis, wrist

Entomophobia F40.218
Entomophthoromycosis B46.8
Entrance, air into vein — *see* Embolism, air
Entrapment
- muscle
  - eye
    - extraocular H50.68 ☑
    - oblique
      - inferior H50.62 ☑
      - superior H50.66 ☑
    - rectus
      - inferior H50.63 ☑
      - lateral H50.64 ☑
      - medial H50.65 ☑
      - superior H50.67 ☑
  - nerve — *see* Neuropathy, entrapment

Entropion (eyelid) (paralytic) H02.009
- cicatricial H02.019
  - left H02.016
    - lower H02.015
    - upper H02.014

- right H02.013
  - lower H02.012
  - upper H02.011
- congenital Q10.2
- left H02.006
  - lower H02.005
  - upper H02.004
- mechanical H02.029
  - left H02.026
    - lower H02.025
    - upper H02.024
  - right H02.023
    - lower H02.022
    - upper H02.021
- right H02.003
  - lower H02.002
  - upper H02.001
- senile H02.039
  - left H02.036
    - lower H02.035
    - upper H02.034
  - right H02.033
    - lower H02.032
    - upper H02.031
- spastic H02.049
  - left H02.046
    - lower H02.045
    - upper H02.044
  - right H02.043
    - lower H02.042
    - upper H02.041

Enucleated eye (traumatic, current) S05.7 ☑

Enuresis R32

- functional F98.0
- habit disturbance F98.0
- nocturnal N39.44

- psychogenic F98.0
- nonorganic origin F98.0
- psychogenic F98.0

Eosinopenia — *see* Agranulocytosis

Eosinophilia (allergic) (idiopathic) (secondary) D72.10
- with
  - angiolymphoid hyperplasia (ALHE) D18.01
- familial D72.19
- hereditary D72.19
- in disease classified elsewhere D72.18
- infiltrative — *see* Eosinophilia, pulmonary
- Löffler's J82.89
- peritoneal — *see* Peritonitis, eosinophilic
- pulmonary NEC J82.89
  - acute J82.82
  - asthmatic J82.83
  - chronic J82.81
- specified NEC D72.19
- tropical (pulmonary) J82.89

Eosinophilia-myalgia syndrome M35.89

Ependymitis (acute) (cerebral) (chronic) (granular) — *see* Encephalomyelitis

Ependymoblastoma
- specified site — *see* Neoplasm, malignant, by site
- unspecified site C71.9

Ependymoma (epithelial) (malignant)
- anaplastic
  - specified site — *see* Neoplasm, malignant, by site
  - unspecified site C71.9
- benign
  - specified site — *see* Neoplasm, benign, by site
  - unspecified site D33.2
- myxopapillary D43.2
  - specified site — *see* Neoplasm, uncertain behavior, by site
  - unspecified site D43.2
- papillary D43.2
  - specified site — *see* Neoplasm, uncertain behavior, by site
  - unspecified site D43.2

- specified site — *see* Neoplasm, malignant, by site
- unspecified site C71.9

Ependymopathy G93.89
Ephelis, ephelides L81.2
Epiblepharon (congenital) Q10.3
Epicanthus, epicanthic fold (eyelid) (congenital) Q10.3
Epicondylitis (elbow)
- lateral M77.1 ☑
- medial M77.0 ☑

Epicystitis — *see* Cystitis
Epidemic — *see* condition
Epidermidalization, cervix — *see* Dysplasia, cervix
Epidermis, epidermal — *see* condition
Epidermodysplasia verruciformis B07.8
Epidermolysis
- bullosa (congenital) Q81.9
  - acquired L12.30
    - drug-induced L12.31
    - specified cause NEC L12.35
  - dystrophica Q81.2
  - letalis Q81.1
  - simplex Q81.0
  - specified NEC Q81.8
- necroticans combustiformis L51.2
  - due to drug — *see* Table of Drugs and Chemicals, by drug

Epidermophytid — *see* Dermatophytosis
Epidermophytosis (infected) — *see* Dermatophytosis
Epididymis — *see* condition
Epididymitis (acute) (nonvenereal) (recurrent) (residual) N45.1
- with orchitis N45.3
- blennorrhagic (gonococcal) A54.23
- caseous (tuberculous) A18.15
- chlamydial A56.19
- filarial (*see also* Infestation, filarial) B74.9 *[N51]*
- gonococcal A54.23
- syphilitic A52.76
- tuberculous A18.15

- Epididymo-orchitis (*see also* Epididymitis) N45.3
- Epidural — *see* condition
- Epigastrium, epigastric — *see* condition
- Epigastrocele — *see* Hernia, ventral
- Epiglottis — *see* condition
- Epiglottitis, epiglottiditis (acute) J05.10
  - with obstruction J05.11
  - chronic J37.0
- Epignathus Q89.4
- Epilepsia partialis continua (*see also* Kozhevnikof's epilepsy) G40.1 ☑
- Epilepsy, epileptic, epilepsia (attack) (cerebral) (convulsion) (fit) (seizure) G40.909
  - Note: the following terms are to be considered equivalent to intractable: pharmacoresistant (pharmacologically resistant), treatment resistant, refractory (medically) and poorly controlled
  - with
    - complex partial seizures — *see* Epilepsy, localization-related, symptomatic, with complex partial seizures
    - grand mal seizures on awakening — *see* Epilepsy, generalized, specified NEC
    - myoclonic absences — *see* Epilepsy, generalized, specified NEC
    - myoclonic-astatic seizures — *see* Epilepsy, generalized, specified NEC
    - simple partial seizures — *see* Epilepsy, localization-related, symptomatic, with simple partial seizures
  - akinetic — *see* Epilepsy, generalized, specified NEC
  - benign childhood with centrotemporal EEG spikes — *see* Epilepsy, localization-related, idiopathic
  - benign myoclonic in infancy G40.80 ☑
  - Bravais-jacksonian — *see* Epilepsy, localization-related, symptomatic, with simple partial seizures
  - childhood
    - with occipital EEG paroxysms — *see* Epilepsy, localization-related, idiopathic
    - absence G40.A09
      - intractable G40.A19
        - with status epilepticus G40.A11
        - without status epilepticus G40.A19
      - not intractable G40.A09
        - with status epilepticus G40.A01
        - without status epilepticus G40.A09
  - climacteric — *see* Epilepsy, specified NEC
  - cysticercosis B69.0
  - deterioration (mental) F06.8
  - due to syphilis A52.19
  - focal — *see* Epilepsy, localization-related, symptomatic, with simple partial seizures
  - generalized
    - idiopathic G40.309

- intractable G40.319
  - with status epilepticus G40.311
  - without status epilepticus G40.319
- not intractable G40.309
  - with status epilepticus G40.301
  - without status epilepticus G40.309
- specified NEC G40.409
  - intractable G40.419
    - with status epilepticus G40.411
    - without status epilepticus G40.419
  - not intractable G40.409
    - with status epilepticus G40.401
    - without status epilepticus G40.409
- impulsive petit mal — *see* Epilepsy, juvenile myoclonic
- intractable G40.919
  - with status epilepticus G40.911
  - without status epilepticus G40.919
- juvenile absence G40.A09
  - intractable G40.A19
    - with status epilepticus G40.A11
    - without status epilepticus G40.A19
  - not intractable G40.A09
    - with status epilepticus G40.A01
    - without status epilepticus G40.A09
- juvenile myoclonic G40.B09
  - intractable G40.B19
    - with status epilepticus G40.B11
    - without status epilepticus G40.B19
  - not intractable G40.B09
    - with status epilepticus G40.B01
    - without status epilepticus G40.B09
- KCNQ2-related G40.842
  - intractable G40.844
    - with status epilepticus G40.843
    - without status epilepticus G40.844
  - not intractable G40.842
    - with status epilepticus G40.841
    - without status epilepticus G40.842

- Lafora progressive myoclonus (*see also* Epilepsy, myoclonus, progressive, Lafora) G40.C09
- localization-related (focal) (partial)
  - idiopathic G40.009
    - with seizures of localized onset G40.009
      - intractable G40.019
        - with status epilepticus G40.011
        - without status epilepticus G40.019
      - not intractable G40.009
        - with status epilepticus G40.001
        - without status epilepticus G40.009
  - symptomatic
    - with complex partial seizures G40.209
      - intractable G40.219
        - with status epilepticus G40.211
        - without status epilepticus G40.219
      - not intractable G40.209
        - with status epilepticus G40.201
        - without status epilepticus G40.209
    - with simple partial seizures G40.109
      - intractable G40.119
        - with status epilepticus G40.111
        - without status epilepticus G40.119
      - not intractable G40.109
        - with status epilepticus G40.101
        - without status epilepticus G40.109
- myoclonus, myoclonic (*see also* Epilepsy, generalized, specified NEC)
  - progressive (*see also* Epilepsy, generalized, idiopathic)
    - Lafora G40.C09
      - intractable G40.C19
        - with status epilepticus G40.C11
        - without status epilepticus G40.C19
      - not intractable G40.C09
        - with status epilepticus G40.C01
        - without status epilepticus G40.C09
    - type 1 — *see* Epilepsy, generalized, idiopathic
    - type 2 — *see* Epilepsy, myoclonus, progressive, Lafora
  - severe, in infancy (SMEI) G40.83 ☑
- not intractable G40.909

- with status epilepticus G40.901
- without status epilepticus G40.909

on awakening — *see* Epilepsy, generalized, specified NEC
parasitic NOS B71.9 *[G94]*
partial — *see* Epilepsy, localization-related, symptomatic, with simple partial seizures
partialis continua (*see also* Kozhevnikof's epilepsy) G40.1
peripheral — *see* Epilepsy, specified NEC
polymorphic, in infancy (PMEI) G40.83
procursiva — *see* Epilepsy, localization-related, symptomatic, with simple partial seizures
progressive (familial) myoclonic — *see* Epilepsy, myoclonus, progressive
- Lafora (*see also* Epilepsy, myoclonus, progressive, Lafora) G40.C09

reflex — *see* Epilepsy, specified NEC
related to
- alcohol G40.509
  - not intractable G40.509
    - with status epilepticus G40.501
    - without status epilepticus G40.509
- drugs G40.509
  - not intractable G40.509
    - with status epilepticus G40.501
    - without status epilepticus G40.509
- external causes G40.509
  - not intractable G40.509
    - with status epilepticus G40.501
    - without status epilepticus G40.509
- hormonal changes G40.509
  - not intractable G40.509
    - with status epilepticus G40.501
    - without status epilepticus G40.509
- sleep deprivation G40.509
  - not intractable G40.509
    - with status epilepticus G40.501
    - without status epilepticus G40.509
- stress G40.509
  - not intractable G40.509

- with status epilepticus G40.501
- without status epilepticus G40.509

somatomotor — *see* Epilepsy, localization-related, symptomatic, with simpl

somatosensory — *see* Epilepsy, localization-related, symptomatic, with simp

spasms G40.822

- intractable G40.824
  - with status epilepticus G40.823
  - without status epilepticus G40.824
- not intractable G40.822
  - with status epilepticus G40.821
  - without status epilepticus G40.822

specified NEC G40.802

- intractable G40.804
  - with status epilepticus G40.803
  - without status epilepticus G40.804
- not intractable G40.802
  - with status epilepticus G40.801
  - without status epilepticus G40.802

syndromes

- generalized
  - idiopathic G40.309
    - intractable G40.319
      - with status epilepticus G40.311
      - without status epilepticus G40.319
    - not intractable G40.309
      - with status epilepticus G40.301
      - without status epilepticus G40.309
  - specified NEC G40.409
    - intractable G40.419
      - with status epilepticus G40.411
      - without status epilepticus G40.419
    - not intractable G40.409
      - with status epilepticus G40.401
      - without status epilepticus G40.409
- localization-related (focal) (partial)
  - idiopathic G40.009

- with seizures of localized onset G40.009
  - intractable G40.019
    - with status epilepticus G40.011
    - without status epilepticus G40.019
  - not intractable G40.009
    - with status epilepticus G40.001
    - without status epilepticus G40.009
- symptomatic
  - with complex partial seizures G40.209
    - intractable G40.219
      - with status epilepticus G40.211
      - without status epilepticus G40.219
    - not intractable G40.209
      - with status epilepticus G40.201
      - without status epilepticus G40.209
  - with simple partial seizures G40.109
    - intractable G40.119
      - with status epilepticus G40.111
      - without status epilepticus G40.119
    - not intractable G40.109
      - with status epilepticus G40.101
      - without status epilepticus G40.109
- specified NEC G40.802
  - intractable G40.804
    - with status epilepticus G40.803
    - without status epilepticus G40.804
  - not intractable G40.802
    - with status epilepticus G40.801
    - without status epilepticus G40.802

tonic (-clonic) — *see* Epilepsy, generalized, specified NEC
twilight F05
uncinate (gyrus) — *see* Epilepsy, localization-related, symptomatic, with complex partial seizures
Unverricht (-Lundborg) (familial myoclonic) — *see* Epilepsy, generalized, idiopathic
visceral — *see* Epilepsy, specified NEC
visual — *see* Epilepsy, specified NEC

- Epiloia Q85.1
- Epimenorrhea N92.0
- Epipharyngitis — *see* Nasopharyngitis
- Epiphora H04.20 ☑
  - due to
    - excess lacrimation H04.21 ☑
    - insufficient drainage H04.22 ☑
- Epiphyseal arrest — *see* Arrest, epiphyseal
- Epiphyseolysis, epiphysiolysis — *see* Osteochondropathy
- Epiphysitis (*see also* Osteochondropathy)
  - juvenile M92.9
  - syphilitic (congenital) A50.02
- Epiplocele — *see* Hernia, abdomen
- Epiploitis — *see* Peritonitis
- Epiplosarcomphalocele — *see* Hernia, umbilicus
- Episcleritis (suppurative) H15.10 ☑
  - in (due to)
    - syphilis A52.71
    - tuberculosis A18.51
  - nodular H15.12 ☑
  - periodica fugax H15.11 ☑
    - angioneurotic — *see* Edema, angioneurotic
  - syphilitic (late) A52.71
  - tuberculous A18.51
- Episode
  - affective, mixed F39
  - depersonalization (in neurotic state) F48.1
  - depressive F32.A
    - major F32.9
      - mild F32.0
      - moderate F32.1
      - severe (without psychotic symptoms) F32.2
        - with psychotic symptoms F32.3
    - recurrent F33.9
      - brief F33.8

- specified NEC F32.89
- hypomanic F30.8
- manic F30.9
  - with
    - psychotic symptoms F30.2
    - remission (full) F30.4
      - partial F30.3
  - other specified F30.8
  - recurrent F31.89
  - without psychotic symptoms F30.10
    - mild F30.11
    - moderate F30.12
    - severe (without psychotic symptoms) F30.13
      - with psychotic symptoms F30.2
- psychotic F23
  - organic F06.8
- schizophrenic (acute) NEC, brief F23

Epispadias (female) (male) Q64.0

Episplenitis D73.89

Epistaxis (multiple) R04.0
- hereditary I78.0
- vicarious menstruation N94.89

Epithelioma (malignant) — *see* also Neoplasm, malignant, by site
- adenoides cysticum — *see* Neoplasm, skin, benign
- basal cell — *see* Neoplasm, skin, malignant
- benign — *see* Neoplasm, benign, by site
- Bowen's — *see* Neoplasm, skin, in situ
- calcifying, of Malherbe — *see* Neoplasm, skin, benign
- external site — *see* Neoplasm, skin, malignant
- intraepidermal, Jadassohn — *see* Neoplasm, skin, benign
- squamous cell — *see* Neoplasm, malignant, by site

- Epitheliomatosis pigmented Q82.1
- Epitheliopathy, multifocal placoid pigment H30.14 ☑
- Epithelium, epithelial — *see* condition
- Epituberculosis (with atelectasis) (allergic) A15.7
- Eponychia Q84.6
- Epstein's
  - nephrosis or syndrome — *see* Nephrosis
  - pearl K09.8
- Epulis (gingiva) (fibrous) (giant cell) K06.8
- Equinia A24.0
- Equinovarus (congenital) (talipes) Q66.0 ☑
  - acquired — *see* Deformity, limb, clubfoot
- Equivalent
  - convulsive (abdominal) — *see* Epilepsy, specified NEC
  - epileptic (psychic) — *see* Epilepsy, localization-related, symptomatic, with complex partial seizures
- Erb (-Duchenne) paralysis (birth injury) (newborn) P14.0
- Erb-Goldflam disease or syndrome G70.00
  - with exacerbation (acute) G70.01
  - in crisis G70.01
- Erb's
  - disease G71.02
  - palsy, paralysis (brachial) (birth) (newborn) P14.0
    - spinal (spastic) syphilitic A52.17
  - pseudohypertrophic muscular dystrophy G71.02
- Erdheim's syndrome (acromegalic macrospondylitis) E22.0
- Erection, painful (persistent) — *see* Priapism
- Ergosterol deficiency (vitamin D) E55.9
  - with
    - adult osteomalacia M83.8
    - rickets — *see* Rickets
- Ergotism (*see also* Poisoning, food, noxious, plant)
  - from ergot used as drug (migraine therapy) — *see* Table of Drugs and Chemicals
- Erosio interdigitalis blastomycetica B37.2
- Erosion
  - artery I77.2
    - without rupture I77.89

- bone — *see* Disorder, bone, density and structure, specified NEC
- bronchus J98.09
- cameron — *see* Ulcer, stomach
- cartilage (joint) — *see* Disorder, cartilage, specified type NEC
- cervix (uteri) (acquired) (chronic) (congenital) N86
  - with cervicitis N72
- cornea (nontraumatic) — *see* Ulcer, cornea
  - recurrent H18.83 ☑
  - traumatic — *see* Abrasion, cornea
- dental (idiopathic) (occupational) (due to diet, drugs or vomiting) K03.2
- duodenum, postpyloric — *see* Ulcer, duodenum
- esophagus K22.10
  - with bleeding K22.11
- gastric — *see* Ulcer, stomach
- gastrojejunal — *see* Ulcer, gastrojejunal
- implanted mesh — *see* Complications, prosthetic device or implant, mesh
- intestine K63.3
- lymphatic vessel I89.8
- pylorus, pyloric (ulcer) — *see* Ulcer, stomach
- spine, aneurysmal A52.09
- stomach — *see* Ulcer, stomach
- subcutaneous device pocket
  - nervous system prosthetic device, implant, or graft T85.890 ☑
  - other internal prosthetic device, implant, or graft T85.898 ☑
- teeth (idiopathic) (occupational) (due to diet, drugs or vomiting) K03.2
- urethra N36.8
- uterus N85.8

Erotomania F52.8

Error
- metabolism, inborn — *see* Disorder, metabolism
- refractive — *see* Disorder, refraction

Eructation R14.2
- nervous or psychogenic F45.8

Eruption
- creeping B76.9
- drug (generalized) (taken internally) L27.0

- fixed L27.1
- in contact with skin — *see* Dermatitis, due to drugs
- localized L27.1

Hutchinson, summer L56.4
Kaposi's varicelliform B00.0
napkin L22
polymorphous light (sun) L56.4
recalcitrant pustular L13.8
ringed R23.8
skin (nonspecific) R21

- creeping (meaning hookworm) B76.9
- due to inoculation/vaccination (generalized) (*see also* Dermatitis, due to, vaccine) L27.0
  - localized L27.1
- erysipeloid A26.0
- feigned L98.1
- Kaposi's varicelliform B00.0
- lichenoid L28.0
- meaning dermatitis — *see* Dermatitis
- toxic NEC L53.0

tooth, teeth, abnormal (incomplete) (late) (premature) (sequence) K00.6
vesicular R23.8
Erysipelas (gangrenous) (infantile) (newborn) (phlegmonous) (suppurative) A46

- external ear A46 *[H62.4 ☑]*
- puerperal, postpartum O86.89

Erysipeloid A26.9

- cutaneous (Rosenbach's) A26.0
- disseminated A26.8
- sepsis A26.7
- specified NEC A26.8

Erythema, erythematous (infectional) (inflammation) L53.9

- ab igne L59.0
- annulare (centrifugum) (rheumaticum) L53.1
- arthriticum epidemicum A25.1
- brucellum — *see* Brucellosis
- chronic figurate NEC L53.3
- chronicum migrans (Borrelia burgdorferi) A69.20
- diaper L22
- due to
  - chemical NEC L53.0
    - in contact with skin L24.5
  - drug (internal use) — *see* Dermatitis, due to, drugs
- elevatum diutinum L95.1
- endemic E52
- epidemic, arthritic A25.1
- figuratum perstans L53.3
- gluteal L22
- heat - code by site under Burn, first degree
- ichthyosiforme congenitum bullous Q80.3
- in diseases classified elsewhere L54
- induratum (nontuberculous) L52
  - tuberculous A18.4
- infectiosum B08.3
- intertrigo L30.4
- iris L51.9
- marginatum L53.2
  - in (due to) acute rheumatic fever I00
- medicamentosum — *see* Dermatitis, due to, drugs
- migrans A26.0
  - chronicum A69.20
  - tongue K14.1
- multiforme (major) (minor) L51.9
  - bullous, bullosum L51.1
  - conjunctiva L51.1
  - nonbullous L51.0
  - pemphigoides L12.0
  - specified NEC L51.8
- napkin L22
- neonatorum P83.88

- toxic P83.1
- nodosum L52
  - tuberculous A18.4
- palmar L53.8
- pernio T69.1 ☑
- rash, newborn P83.88
- scarlatiniform (recurrent) (exfoliative) L53.8
- solare L55.0
- specified NEC L53.8
- toxic, toxicum NEC L53.0
  - newborn P83.1
- tuberculous (primary) A18.4

Erythematous, erythematosus — *see* condition
Erythermalgia (primary) I73.81
Erythralgia I73.81
Erythrasma L08.1
Erythredema (polyneuropathy) — *see* Poisoning, mercury
Erythremia (acute) C94.0 ☑
- chronic D45
- secondary D75.1

Erythroblastopenia (*see also* Aplasia, red cell) D60.9
- congenital D61.01

Erythroblastophthisis D61.09
Erythroblastosis (fetalis) (newborn) P55.9
- due to
  - ABO (antibodies) (incompatibility) (isoimmunization) P55.1
  - Rh (antibodies) (incompatibility) (isoimmunization) P55.0

Erythrocyanosis (crurum) I73.89
Erythrocythemia — *see* Erythremia
Erythrocytosis (megalosplenic) (secondary) D75.1
- familial D75.0
- oval, hereditary — *see* Elliptocytosis
- secondary D75.1
- stress D75.1

Erythroderma (secondary) (*see also* Erythema) L53.9

- bullous ichthyosiform, congenital Q80.3
- desquamativum L21.1
- ichthyosiform, congenital (bullous) Q80.3
- neonatorum P83.88
- psoriaticum L40.8

Erythrodysesthesia, palmar plantar (PPE) L27.1
Erythrogenesis imperfecta D61.09
Erythroleukemia C94.0
Erythromelalgia I73.81
Erythrophagocytosis D75.89
Erythrophobia F40.298
Erythroplakia, oral epithelium, and tongue K13.29
Erythroplasia (Queyrat) D07.4

- specified site — *see* Neoplasm, skin, in situ
- unspecified site D07.4

Escherichia coli (E. coli), as cause of disease classified elsewhere B96.20

- non-O157 Shiga toxin-producing (with known O group) B96.22
- non-Shiga toxin-producing B96.29
- O157 B96.21
- O157 with confirmation of Shiga toxin when H antigen is unknown, or is not H7 B96.21
- O157:H- (nonmotile) with confirmation of Shiga toxin B96.21
- O157:H7 with or without confirmation of Shiga toxin-production B96.21
  - specified NEC B96.22
- Shiga toxin-producing (with unspecified O group) (STEC) B96.23
- specified NEC B96.29

Esophagismus K22.4
Esophagitis (acute) (alkaline) (chemical) (chronic) (infectional) (necrotic) (peptic) (postoperative) (without bleeding) K20.90

- with bleeding K20.91
- candidal B37.81
- due to gastrointestinal reflux disease (without bleeding) K21.00
  - with bleeding K21.01
- eosinophilic K20.0
- reflux K21.00
  - with bleeding K21.01
- specified NEC (without bleeding) K20.80
  - with bleeding K20.81

- tuberculous A18.83
- ulcerative K22.10
  - with bleeding K22.11

Esophagocele K22.5
Esophagomalacia K22.89
Esophagospasm K22.4
Esophagostenosis K22.2
Esophagostomiasis B81.8
Esophagotracheal — *see* condition
Esophagus — *see* condition
Esophoria H50.51
- convergence, excess H51.12
- divergence, insufficiency H51.8

Esotropia — *see* Strabismus, convergent concomitant
Espundia B55.2
Essential — *see* condition
Esthesioneuroblastoma C30.0
Esthesioneurocytoma C30.0
Esthesioneuroepithelioma C30.0
Esthiomene A55
Estivo-autumnal malaria (fever) B50.9
Estrangement (marital) Z63.5
- parent-child NEC Z62.890

Estriasis — *see* Myiasis
Ethanolism — *see* Alcoholism
Etherism — *see* Dependence, drug, inhalant
Ethmoid, ethmoidal — *see* condition
Ethmoiditis (chronic) (nonpurulent) (purulent) (*see also* Sinusitis, ethmoidal)
- influenzal — *see* Influenza, with, respiratory manifestations NEC
- Woakes' J33.1

Ethylism — *see* Alcoholism
Eulenburg's disease (congenital paramyotonia) G71.19
Eumycetoma B47.0
Eunuchoidism E29.1
- hypogonadotropic E23.0

- European blastomycosis — *see* Cryptococcosis
- Eustachian — *see* condition
- EVALI (e-cigarette, or vaping, product use associated lung injury) U07.0
- Evaluation (for) (of)
  - development state
    - adolescent Z00.3
    - period of
      - delayed growth in childhood Z00.70
        - with abnormal findings Z00.71
      - rapid growth in childhood Z00.2
    - puberty Z00.3
  - growth and developmental state (period of rapid growth) Z00.2
    - delayed growth Z00.70
      - with abnormal findings Z00.71
  - mental health (status) Z00.8
    - requested by authority Z04.6
  - period of
    - delayed growth in childhood Z00.70
      - with abnormal findings Z00.71
    - rapid growth in childhood Z00.2
  - suspected condition — *see* Observation
- Evans syndrome D69.41
- Event
  - apparent life threatening in newborn and infant (ALTE) R68.13
  - brief resolved unexplained event (BRUE) R68.13
- Eventration (*see also* Hernia, ventral)
  - colon into chest — *see* Hernia, diaphragm
  - diaphragm (congenital) Q79.1
- Eversion
  - bladder N32.89
  - cervix (uteri) N86
    - with cervicitis N72
  - foot NEC (*see also* Deformity, valgus, ankle)
    - congenital Q66.6

- punctum lacrimale (postinfectional) (senile) H04.52
- ureter (meatus) N28.89
- urethra (meatus) N36.8
- uterus N81.4

Evidence
- cytologic
  - of malignancy on anal smear R85.614
  - of malignancy on cervical smear R87.614
  - of malignancy on vaginal smear R87.624

Evisceration
- birth injury P15.8
- traumatic NEC
  - eye — *see* Enucleated eye

Evulsion — *see* Avulsion

Ewing's sarcoma or tumor — *see* Neoplasm, bone, malignant

Examination (for) (following) (general) (of) (routine) Z00.00
- with abnormal findings Z00.01
- abuse, physical (alleged), ruled out
  - adult Z04.71
  - child Z04.72
- adolescent (development state) Z00.3
- alleged rape or sexual assault (victim), ruled out
  - adult Z04.41
  - child Z04.42
- allergy Z01.82
- annual (adult) (periodic) (physical) Z00.00
  - with abnormal findings Z00.01
  - gynecological Z01.419
    - with abnormal findings Z01.411
- antibody response Z01.84
- blood — *see* Examination, laboratory
- blood pressure Z01.30
  - with abnormal findings Z01.31
- cancer staging — *see* Neoplasm, malignant, by site
- cervical Papanicolaou smear Z12.4
  - as part of routine gynecological examination Z01.419
    - with abnormal findings Z01.411

- child (over 28 days old) Z00.129
  - with abnormal findings Z00.121
  - under 28 days old — *see* Newborn, examination
- clinical research control or normal comparison (control) (participant) Z00.6
- contraceptive (drug) maintenance (routine) Z30.8
  - device (intrauterine) Z30.431
- dental Z01.20
  - with abnormal findings Z01.21
- developmental — *see* Examination, child
- donor (potential) Z00.5
- ear Z01.10
  - with abnormal findings NEC Z01.118
- eye Z01.00
  - with abnormal findings Z01.01
  - following failed vision screening Z01.020
    - with abnormal findings Z01.021
- following
  - accident NEC Z04.3
    - transport Z04.1
    - work Z04.2
  - assault, alleged, ruled out
    - adult Z04.71
    - child Z04.72
  - motor vehicle accident Z04.1
  - treatment (for) Z09
    - combined NEC Z09
      - fracture Z09
      - malignant neoplasm Z08
    - malignant neoplasm Z08
    - mental disorder Z09
    - specified condition NEC Z09
- follow-up (routine) (following) Z09
  - chemotherapy NEC Z09
    - malignant neoplasm Z08

- fracture Z09
- malignant neoplasm Z08
- postpartum Z39.2
- psychotherapy Z09
- radiotherapy NEC Z09
  - malignant neoplasm Z08
- surgery NEC Z09
  - malignant neoplasm Z08

forced labor exploitation Z04.82
forced sexual exploitation Z04.81
gynecological Z01.419
- with abnormal findings Z01.411
- for contraceptive maintenance Z30.8

health — *see* Examination, medical
hearing Z01.10
- with abnormal findings NEC Z01.118
- infant or child (over 28 days old) Z00.129
  - with abnormal findings Z00.121
- following failed hearing screening Z01.110

immunity status testing Z01.84
laboratory (as part of a general medical examination) Z00.00
- with abnormal findings Z00.01
- preprocedural Z01.812

lactating mother Z39.1
medical (adult) (for) (of) Z00.00
- with abnormal findings Z00.01
- administrative purpose only Z02.9
  - specified NEC Z02.89
- admission to
  - armed forces Z02.3
  - old age home Z02.2
  - prison Z02.89
  - residential institution Z02.2
  - school Z02.0
    - following illness or medical treatment Z02.0
  - summer camp Z02.89

- adoption Z02.82
- blood alcohol or drug level Z02.83
- camp (summer) Z02.89
- clinical research, normal subject (control) (participant) Z00.6
- control subject in clinical research (normal comparison) (participant) Z00.6
- donor (potential) Z00.5
- driving license Z02.4
- general (adult) Z00.00
  - with abnormal findings Z00.01
- immigration Z02.89
- insurance purposes Z02.6
- marriage Z02.89
- medicolegal reasons NEC Z04.89
- naturalization Z02.89
- participation in sport Z02.5
- paternity testing Z02.81
- population survey Z00.8
- pre-employment Z02.1
- pre-operative — *see* Examination, pre-procedural
- pre-procedural
  - cardiovascular Z01.810
  - respiratory Z01.811
  - specified NEC Z01.818
- preschool children
  - for admission to school Z02.0
- prisoners
  - for entrance into prison Z02.89
- recruitment for armed forces Z02.3
- specified NEC Z00.8
- sport competition Z02.5

medicolegal reason NEC Z04.89

- following
  - forced labor exploitation Z04.82
  - forced sexual exploitation Z04.81

- newborn — *see* Newborn, examination
- pelvic (annual) (periodic) Z01.419
  - with abnormal findings Z01.411
- period of rapid growth in childhood Z00.2
- periodic (adult) (annual) (routine) Z00.00
  - with abnormal findings Z00.01
- physical (adult) (*see also* Examination, medical Z00.00)
  - sports Z02.5
- postpartum
  - immediately after delivery Z39.0
  - routine follow-up Z39.2
- prenatal (normal pregnancy) (*see also* Pregnancy, normal) Z34.9
- pre-chemotherapy (antineoplastic) Z01.818
- pre-procedural (pre-operative)
  - cardiovascular Z01.810
  - laboratory Z01.812
  - respiratory Z01.811
  - specified NEC Z01.818
- prior to chemotherapy (antineoplastic) Z01.818
- psychiatric NEC Z00.8
  - follow-up not needing further care Z09
  - requested by authority Z04.6
- radiological (as part of a general medical examination) Z00.00
  - with abnormal findings Z00.01
- repeat cervical smear to confirm findings of recent normal smear following initial abnormal smear Z01.42
- skin (hypersensitivity) Z01.82
- special (*see also* Examination, by type) Z01.89
  - specified type NEC Z01.89
- specified type or reason NEC Z04.89
- teeth Z01.20
  - with abnormal findings Z01.21
- urine — *see* Examination, laboratory
- vision Z01.00
  - with abnormal findings Z01.01
  - following failed vision screening Z01.020
    - with abnormal findings Z01.021
  - infant or child (over 28 days old) Z00.129

- with abnormal findings Z00.121
- Exanthem, exanthema (*see also* Rash)
  - with enteroviral vesicular stomatitis B08.4
  - Boston A88.0
  - epidemic with meningitis A88.0 *[G02]*
  - subitum B08.20
    - due to human herpesvirus 6 B08.21
    - due to human herpesvirus 7 B08.22
  - viral, virus B09
    - specified type NEC B08.8
- Excess, excessive, excessively
  - alcohol level in blood R78.0
  - androgen (ovarian) E28.1
  - attrition, tooth, teeth K03.0
  - carotene, carotin (dietary) E67.1
  - cold, effects of T69.9 ☑
    - specified effect NEC T69.8 ☑
  - convergence H51.12
  - crying
    - in child, adolescent, or adult R45.83
    - in infant R68.11
  - development, breast N62
  - divergence H51.8
  - drinking (alcohol) NEC (without dependence) F10.10
    - habitual (continual) (without remission) F10.20
  - eating R63.2
  - estrogen E28.0
  - fat (*see also* Obesity)
    - in heart — *see* Degeneration, myocardial
    - localized E65
  - foreskin N47.8
  - gas R14.0
  - glucagon E16.3
  - heat — *see* Heat
  - intermaxillary vertical dimension of fully erupted teeth M26.37
  - interocclusal distance of fully erupted teeth M26.37
  - kalium E87.5
  - large

- colon K59.39
  - congenital Q43.8
- infant P08.0
- organ or site, congenital NEC — *see* Anomaly, by site
- long
- organ or site, congenital NEC — *see* Anomaly, by site
- menstruation (with regular cycle) N92.0
- with irregular cycle N92.1
- napping Z72.821
- natrium E87.0
- number of teeth K00.1
- nutrient (dietary) NEC R63.2
- potassium (K) E87.5
- salivation K11.7
- secretion (*see also* Hypersecretion)
- milk O92.6
- sputum R09.3
- sweat R61
- sexual drive F52.8
- short
- organ or site, congenital NEC — *see* Anomaly, by site
- umbilical cord in labor or delivery O69.3 ☑
- skin L98.7
- and subcutaneous tissue L98.7
- eyelid (acquired) — *see* Blepharochalasis
  - congenital Q10.3
- sodium (Na) E87.0
- spacing of fully erupted teeth M26.32
- sputum R09.3
- sweating R61
- thirst R63.1
- due to deprivation of water T73.1 ☑
- transportation time Z59.82
- tuberosity of jaw M26.07
- vitamin

- A (dietary) E67.0
  - administered as drug (prolonged intake) — *see* Table of Drugs and Chemicals, vitamins, adverse effect
  - overdose or wrong substance given or taken — *see* Table of Drugs and Chemicals, vitamins, poisoning
- D (dietary) E67.3
  - administered as drug (prolonged intake) — *see* Table of Drugs and Chemicals, vitamins, adverse effect
  - overdose or wrong substance given or taken — *see* Table of Drugs and Chemicals, vitamins, poisoning
- weight
  - gain R63.5
  - loss R63.4

Excitability, abnormal, under minor stress (personality disorder) F60.3

Excitation
- anomalous atrioventricular I45.6
- psychogenic F30.8
- reactive (from emotional stress, psychological trauma) F30.8

Excitement
- hypomanic F30.8
- manic F30.9
- mental, reactive (from emotional stress, psychological trauma) F30.8
- state, reactive (from emotional stress, psychological trauma) F30.8

Excoriation (traumatic) (*see also* Abrasion)
- neurotic L98.1
- skin picking disorder F42.4

Exfoliation
- due to erythematous conditions according to extent of body surface involved L49.0
  - 10-19 percent of body surface L49.1
  - 20-29 percent of body surface L49.2
  - 30-39 percent of body surface L49.3
  - 40-49 percent of body surface L49.4
  - 50-59 percent of body surface L49.5
  - 60-69 percent of body surface L49.6
  - 70-79 percent of body surface L49.7
  - 80-89 percent of body surface L49.8
  - 90-99 percent of body surface L49.9
  - less than 10 percent of body surface L49.0
- teeth, due to systemic causes K08.0

- Exfoliative — *see* condition
- Exhaustion, exhaustive (physical NEC) R53.83
  - battle F43.0
  - cardiac — *see* Failure, heart
  - delirium F43.0
  - due to
    - cold T69.8
    - excessive exertion T73.3
    - exposure T73.2
    - neurasthenia F48.8
  - heart — *see* Failure, heart
  - heat (*see also* Heat, exhaustion) T67.5
    - due to
      - salt depletion T67.4
      - water depletion T67.3
  - maternal, complicating delivery O75.81
  - mental F48.8
  - myocardium, myocardial — *see* Failure, heart
  - nervous F48.8
  - old age R54
  - psychogenic F48.8
  - psychosis F43.0
  - senile R54
  - vital NEC Z73.0
- Exhibitionism F65.2
- Exocervicitis — *see* Cervicitis
- Exomphalos Q79.2
  - meaning hernia — *see* Hernia, umbilicus
- Exophoria H50.52
  - convergence, insufficiency H51.11
  - divergence, excess H51.8
- Exophthalmos H05.2

- congenital Q15.8
- constant NEC H05.24 ☑
- displacement, globe — *see* Displacement, globe
- due to thyrotoxicosis (hyperthyroidism) — *see* Hyperthyroidism, with, goiter (diffuse)
- dysthyroid — *see* Hyperthyroidism, with, goiter (diffuse)
- goiter — *see* Hyperthyroidism, with, goiter (diffuse)
- intermittent NEC H05.25 ☑
- malignant — *see* Hyperthyroidism, with, goiter (diffuse)
- orbital
  - edema — *see* Edema, orbit
  - hemorrhage — *see* Hemorrhage, orbit
- pulsating NEC H05.26 ☑
- thyrotoxic, thyrotropic — *see* Hyperthyroidism, with, goiter (diffuse)

Exostosis (*see also* Disorder, bone)
- cartilaginous — *see* Neoplasm, bone, benign
- congenital (multiple) Q78.6
- external ear canal H61.81 ☑
- gonococcal A54.49
- jaw (bone) M27.8
- multiple, congenital Q78.6
- orbit H05.35 ☑
- osteocartilaginous — *see* Neoplasm, bone, benign
- syphilitic A52.77

Exotropia — *see* Strabismus, divergent concomitant

Explanation of
- investigation finding Z71.2
- medication Z71.89

Exploitation
- labor
  - confirmed
    - adult forced T74.61 ☑
    - child forced T74.62 ☑
  - suspected
    - adult forced T76.61 ☑
    - child forced T76.62 ☑
- sexual

- confirmed
  - adult forced T74.51
  - child T74.52
- suspected
  - adult forced T76.51
  - child T76.52

Exposure (to) (*see also* Contact, with) T75.89
- acariasis Z20.7
- Agent Orange Z77.39
- AIDS virus Z20.6
- air pollution Z77.110
- algae and algae toxins Z77.121
- algae bloom Z77.121
- anthrax Z20.810
- aromatic amines Z77.020
- aromatic (hazardous) compounds NEC Z77.028
- aromatic dyes NOS Z77.028
- arsenic Z77.010
- asbestos Z77.090
- bacterial disease NEC Z20.818
- benzene Z77.021
- blue-green algae bloom Z77.121
- body fluids (potentially hazardous) Z77.21
- brown tide Z77.121
- chemicals (chiefly nonmedicinal) (hazardous) NEC Z77.098
- cholera Z20.09
- chromium compounds Z77.018
- cold, effects of T69.9
  - specified effect NEC T69.8
- communicable disease Z20.9
  - bacterial NEC Z20.818
  - specified NEC Z20.89
  - viral NEC Z20.828
  - Zika virus Z20.821

- coronavirus (disease) (novel) 2019 Z20.822
- COVID-19 Z20.822
- cyanobacteria bloom Z77.121
- disaster Z65.5
- discrimination Z60.5
- dyes Z77.098
- effects of T73.9 ☑
- environmental tobacco smoke (acute) (chronic) Z77.22
- Escherichia coli (E. coli) Z20.01
- exhaustion due to T73.2 ☑
- fiberglass — *see* Table of Drugs and Chemicals, fiberglass
- German measles Z20.4
- gonorrhea Z20.2
- hazardous metals NEC Z77.018
- hazardous substances NEC Z77.29
- hazards in the physical environment NEC Z77.128
- hazards to health NEC Z77.9
- human immunodeficiency virus (HIV) Z20.6
- human T-lymphotropic virus type-1 (HTLV-1) Z20.89
- implanted
  - mesh — *see* Complications, prosthetic device or implant, mesh
  - prosthetic materials NEC — *see* Complications, prosthetic materials NEC
- infestation (parasitic) NEC Z20.7
- intestinal infectious disease NEC Z20.09
  - Escherichia coli (E. coli) Z20.01
- lead Z77.011
- meningococcus Z20.811
- mold (toxic) Z77.120
- nickel dust Z77.018
- noise Z77.122
- occupational

- air contaminants NEC Z57.39
- dust Z57.2
- environmental tobacco smoke Z57.31
- extreme temperature Z57.6
- noise Z57.0
- radiation Z57.1
- risk factors Z57.9
  - specified NEC Z57.8
- toxic agents (gases) (liquids) (solids) (vapors) in agriculture Z57.4
- toxic agents (gases) (liquids) (solids) (vapors) in industry NEC Z57.5
- vibration Z57.7

parasitic disease NEC Z20.7
pediculosis Z20.7
persecution Z60.5
pfiesteria piscicida Z77.121
poliomyelitis Z20.89
polycyclic aromatic hydrocarbons Z77.028
pollution
- air Z77.110
- environmental NEC Z77.118
- soil Z77.112
- water Z77.111

prenatal (drugs) (toxic chemicals) — *see* Newborn, affected by, noxious substances transmitted via placenta or breast milk
rabies Z20.3
radiation, naturally occurring NEC Z77.123
radon Z77.123
red tide (Florida) Z77.121
risk factor, personal, to diethylstilbestrol (DES) (in utero) Z91.B
rubella Z20.4
SARS-CoV-2 Z20.822
second hand tobacco smoke (acute) (chronic) Z77.22
- in the perinatal period P96.81

- sexually-transmitted disease Z20.2
- smallpox (laboratory) Z20.89
- syphilis Z20.2
- terrorism Z65.4
- torture Z65.4
- tuberculosis Z20.1
- uranium Z77.012
- varicella Z20.820
- venereal disease Z20.2
- viral disease NEC Z20.828
- war Z65.5
- water pollution Z77.111
- Zika virus Z20.821

Exsanguination — *see* Hemorrhage

Exstrophy
- abdominal contents Q45.8
- bladder Q64.10
  - cloacal Q64.12
  - specified type NEC Q64.19
  - supravesical fissure Q64.11

Extensive — *see* condition

Extra (*see also* Accessory)
- marker chromosomes (normal individual) Q92.61
  - in abnormal individual Q92.62
- rib Q76.6
  - cervical Q76.5

Extrasystoles (supraventricular) I49.49
- atrial I49.1
- auricular I49.1
- junctional I49.2
- ventricular I49.3

Extrauterine gestation or pregnancy — *see* Pregnancy, by site

Extravasation

- blood R58
- chyle into mesentery I89.8
- pelvicalyceal N13.8
- pyelosinus N13.8
- urine (from ureter) R39.0
- vesicant agent
  - antineoplastic chemotherapy T80.810 ☑
  - other agent NEC T80.818 ☑

Extremity — *see* condition, limb

Extrophy — *see* Exstrophy

Extroversion
- bladder Q64.19
- uterus N81.4
  - complicating delivery O71.2
  - postpartal (old) N81.4

Extruded tooth (teeth) M26.34

Extrusion
- breast implant (prosthetic) T85.42 ☑
- eye implant (globe) (ball) T85.328 ☑
- intervertebral disc — *see* Displacement, intervertebral disc
- ocular lens implant (prosthetic) — *see* Complications, intraocular lens
- vitreous — *see* Prolapse, vitreous

Exudate
- causing irritant dermatitis L24.A9
- pleural — *see* Effusion, pleura
- retina H35.89
- wound fluids causing irritant dermatitis L24.A9

Exudative — *see* condition

Eye, eyeball, eyelid — *see* condition

Eyestrain — *see* Disturbance, vision, subjective

Eyeworm disease of Africa B74.3

F

- Faber's syndrome (achlorhydric anemia) D50.9
- Fabry (-Anderson) disease E75.21
- Facet syndrome M47.89 ☑
- Faciocephalalgia, autonomic (*see also* Neuropathy, peripheral, autonomic) G90.09
- Factor(s)
  - psychic, associated with diseases classified elsewhere F54
  - psychological
    - affecting physical conditions F54
    - or behavioral
      - affecting general medical condition F54
      - associated with disorders or diseases classified elsewhere F54
- Fahr disease (of brain) G23.8
- Fahr Volhard disease (of kidney) I12. ☑
- Failure, failed
  - abortion — *see* Abortion, attempted
  - aortic (valve) I35.8
    - rheumatic I06.8
  - attempted abortion — *see* Abortion, attempted
  - biventricular I50.82
    - due to left heart failure I50.814
  - bone marrow — *see* Anemia, aplastic
  - cardiac — *see* Failure, heart
  - cardiorenal (chronic) (*see also* Failure, renal, and Failure, heart) I50.9
    - hypertensive I13.2
  - cardiorespiratory (*see also* Failure, heart) R09.2
  - cardiovascular (chronic) — *see* Failure, heart
  - cerebrovascular I67.9
  - cervical dilatation in labor O62.0
  - circulation, circulatory (peripheral) R57.9
    - newborn P29.89
  - compensation — *see* Disease, heart
  - compliance with medical treatment or regimen — *see* Noncompliance
  - congestive — *see* Failure, heart, congestive
  - dental implant (endosseous) M27.69
    - due to

- failure of dental prosthesis M27.63
- lack of attached gingiva M27.62
- occlusal trauma (poor prosthetic design) M27.62
- parafunctional habits M27.62
- periodontal infection (peri-implantitis) M27.62
- poor oral hygiene M27.62
- osseointegration M27.61
  - due to
    - complications of systemic disease M27.61
    - poor bone quality M27.61
  - iatrogenic M27.61
- post-osseointegration
  - biological M27.62
  - due to complications of systemic disease M27.62
  - iatrogenic M27.62
  - mechanical M27.63
- pre-integration M27.61
- pre-osseointegration M27.61
- specified NEC M27.69

descent of head (at term) of pregnancy (mother) O32.4 ☑

endosseous dental implant — *see* Failure, dental implant

engagement of head (term of pregnancy) (mother) O32.4 ☑

erection (penile) (*see also* Dysfunction, sexual, male, erectile) N52.9
- nonorganic F52.21

examination(s), anxiety concerning Z55.2

expansion terminal respiratory units (newborn) (primary) P28.0

forceps NOS (with subsequent cesarean delivery) O66.5

gain weight (child over 28 days old) R62.51
- adult R62.7
- newborn P92.6

genital response (male) F52.21
- female F52.22

heart (acute) (senile) (sudden) I50.9
- with
  - acute pulmonary edema — *see* Failure, ventricular, left
  - decompensation I50.9
    - with

- normal ejection fraction I50.33
- preserved ejection fraction I50.33
- reduced ejection fraction I50.23
  - with diastolic dysfunction I50.43
- combined systolic and diastolic I50.43
- diastolic I50.33
- right I50.813
- systolic I50.23

dilatation — *see* Disease, heart
hypertension — *see* Hypertension, heart
normal ejection fraction — *see* Failure, heart, diastolic
preserved ejection fraction — *see* Failure, heart, diastolic
reduced ejection fraction — *see* Failure, heart, systolic

arteriosclerotic I70.90
biventricular I50.82
- due to left heart failure I50.814

combined left-right sided I50.82
- due to left heart failure I50.814

compensated (*see also* Failure, heart, by type as diastolic or systolic, chronic) I50.9
complicating
- anesthesia (general) (local) or other sedation
  - in labor and delivery O74.2
  - in pregnancy O29.12 ☑
  - postpartum, puerperal O89.1
- delivery (cesarean) (instrumental) O75.4

congestive I50.9
- with rheumatic fever (conditions in I00)
  - active I01.8
  - inactive or quiescent (with chorea) I09.81
- newborn P29.0
- rheumatic (chronic) (inactive) (with chorea) I09.81
  - active or acute I01.8
    - with chorea I02.0

- decompensated (*see also* Failure, heart, by type as diastolic or systolic, acute and chronic) I50.9
- degenerative — *see* Degeneration, myocardial
- diastolic (congestive) (left ventricular) I50.30
  - acute (congestive) I50.31
    - and (on) chronic (congestive) I50.33
  - chronic (congestive) I50.32
    - and (on) acute (congestive) I50.33
  - combined with systolic (congestive) I50.40
    - acute (congestive) I50.41
      - and (on) chronic (congestive) I50.43
    - chronic (congestive) I50.42
      - and (on) acute (congestive) I50.43
- due to presence of cardiac prosthesis I97.13 ☑
- end stage (*see also* Failure, heart, by type as diastolic or systolic, chronic) I50.84
- following cardiac surgery I97.130
- following other surgery I97.131
- high output NOS I50.83
- hypertensive — *see* Hypertension, heart
- left (ventricular) (*see also* Failure, ventricular, left)
  - combined diastolic and systolic — *see* Failure, heart, diastolic, combined with systolic
  - diastolic — *see* Failure, heart, diastolic
  - systolic — *see* Failure, heart, systolic
- low output (syndrome) NOS I50.9
- newborn P29.0
- organic — *see* Disease, heart
- peripartum O90.3
- postprocedural I97.13 ☑
- rheumatic (chronic) (inactive) I09.9
- right (isolated) (ventricular) I50.810
  - acute I50.811
    - and (on) chronic I50.813
  - chronic I50.812
    - and acute I50.813
  - secondary to left heart failure I50.814
- specified NEC I50.89

Note: heart failure stages A, B, C, and D are based on the American College of Cardiology and American Heart Association stages of heart failure, which complement and should not be confused with the New York Heart Association Classification of Heart Failure, into Class I, Class II, Class III, and Class IV

- stage A Z91.89
- stage B (*see also* Failure, heart, by type as diastolic or systolic, if known) I50.9
- stage C (*see also* Failure, heart, by type as diastolic or systolic, if known) I50.9
- stage D (*see also* Failure, heart, by type as diastolic or systolic, chronic) I50.84
- systolic (congestive) (left ventricular) I50.20
  - acute (congestive) I50.21
    - and (on) chronic (congestive) I50.23
  - chronic (congestive) I50.22
    - and (on) acute (congestive) I50.23
  - combined with diastolic (congestive) I50.40
    - acute (congestive) I50.41
      - and (on) chronic (congestive) I50.43
    - chronic (congestive) I50.42
      - and (on) acute (congestive) I50.43
- thyrotoxic (*see also* Thyrotoxicosis) E05.90 *[143]*
  - with
    - high output (*see also* Thyrotoxicosis) I50.83
    - thyroid storm E05.91 *[143]*
      - high output (*see also* Thyrotoxicosis) I50.83
- valvular — *see* Endocarditis

hepatic K72.90
- with coma K72.91
- acute or subacute K72.00
  - with coma K72.01
  - due to drugs K71.10
    - with coma K71.11
- alcoholic (acute) (chronic) (subacute) K70.40
  - with coma K70.41
- chronic K72.10
  - with coma K72.11
  - due to drugs (acute) (subacute) (chronic) K71.10
    - with coma K71.11
- due to drugs (acute) (subacute) (chronic) K71.10
  - with coma K71.11
- end stage K72.10
  - with coma K72.11

- postprocedural K91.82
- hepatorenal K76.7
- induction (of labor) O61.9
  - abortion — *see* Abortion, attempted
  - by
    - oxytocic drugs O61.0
    - prostaglandins O61.0
  - instrumental O61.1
  - mechanical O61.1
  - medical O61.0
  - specified NEC O61.8
  - surgical O61.1
- intestinal K90.83
- intubation during anesthesia T88.4 ☑
  - in pregnancy O29.6 ☑
  - labor and delivery O74.7
  - postpartum, puerperal O89.6
- involution, thymus (gland) E32.0
- kidney (*see also* Disease, kidney, chronic) N19
  - acute (*see also* Failure, renal, acute) N17.9
  - diabetic — *see* E08-E13 with .22
- lactation (complete) O92.3
  - partial O92.4
- Leydig's cell, adult E29.1
- liver — *see* Failure, hepatic
- menstruation at puberty N91.0
- mitral I05.8
- myocardial, myocardium (*see also* Failure, heart) I50.9
  - chronic (*see also* Failure, heart, congestive) I50.9
  - congestive (*see also* Failure, heart, congestive) I50.9
- newborn screening — *see* Abnormal, neonatal screening
  - neonatal congenital heart disease P09.5
- orgasm (female) (psychogenic) F52.31
  - male F52.32
- ovarian (primary) E28.39
  - iatrogenic E89.40
    - asymptomatic E89.40
    - symptomatic E89.41

- postprocedural (postablative) (postirradiation) (postsurgical) E89.40
  - asymptomatic E89.40
  - symptomatic E89.41
- ovulation causing infertility N97.0
- polyglandular, autoimmune E31.0
- prosthetic joint implant — *see* Complications, joint prosthesis, mechanical, breakdown, by site
- renal N19
  - with
    - tubular necrosis (acute) N17.0
  - acute N17.9
    - with
      - cortical necrosis N17.1
      - medullary necrosis N17.2
      - tubular necrosis N17.0
    - specified NEC N17.8
  - chronic N18.9
    - hypertensive — *see* Hypertension, kidney
  - congenital P96.0
  - end stage (chronic) N18.6
    - due to hypertension I12.0
  - following
    - abortion — *see* Abortion by type complicated by specified condition NEC
    - crushing T79.5 ☑
    - ectopic or molar pregnancy O08.4
    - labor and delivery (acute) O90.49
  - hypertensive — *see* Hypertension, kidney
  - postprocedural N99.0
- respiration, respiratory J96.90
  - with
    - hypercapnia J96.92
    - hypercarbia J96.92
    - hypoxia J96.91
  - acute J96.00
    - with

- hypercapnia J96.02
- hypercarbia J96.02
- hypoxia J96.01
- center G93.89
- acute and (on) chronic J96.20
  - with
    - hypercapnia J96.22
    - hypercarbia J96.22
    - hypoxia J96.21
- chronic J96.10
  - with
    - hypercapnia J96.12
    - hypercarbia J96.12
    - hypoxia J96.11
- newborn P28.5
- postprocedural (acute) J95.821
  - acute and chronic J95.822

rotation
- cecum Q43.3
- colon Q43.3
- intestine Q43.3
- kidney Q63.2

sedation (conscious) (moderate) during procedure T88.52 ☑
- history of Z92.83

segmentation (*see also* Fusion)
- fingers — *see* Syndactylism, complex, fingers
- vertebra Q76.49
  - with scoliosis Q76.3

seminiferous tubule, adult E29.1

senile (general) R54

sexual arousal (male) F52.21
- female F52.22

testicular endocrine function E29.1

to thrive (child over 28 days old) R62.51
- adult R62.7
- newborn P92.6

transplant T86.92

- bone T86.831
  - marrow T86.02
- cornea T86.841 ☑
- heart T86.22
  - with lung(s) T86.32
- intestine T86.851
- kidney T86.12
- liver T86.42
- lung(s) T86.811
  - with heart T86.32
- pancreas T86.891
- skin (allograft) (autograft) T86.821
- specified organ or tissue NEC T86.891
- stem cell (peripheral blood) (umbilical cord) T86.5

trial of labor (with subsequent cesarean delivery) O66.40
- following previous cesarean delivery O66.41

tubal ligation N99.89
urinary — *see* Disease, kidney, chronic
vacuum extraction NOS (with subsequent cesarean delivery) O66.5
vasectomy N99.89
ventouse NOS (with subsequent cesarean delivery) O66.5
ventricular (*see also* Failure, heart) I50.9
- left (*see also* Failure, heart, left) I50.1
  - with rheumatic fever (conditions in I00)
    - active I01.8
      - with chorea I02.0
    - inactive or quiescent (with chorea) I09.81
  - rheumatic (chronic) (inactive) (with chorea) I09.81
    - active or acute I01.8
      - with chorea I02.0
- right — *see* Failure, heart, right

vital centers, newborn P91.88

Fainting (fit) R55
Fallen arches — *see* Deformity, limb, flat foot
Falling, falls (repeated) R29.6
- any organ or part — *see* Prolapse

Fallopian

- insufflation Z31.41
- tube — *see* condition

Fallot's
- pentalogy Q21.8
- tetrad or tetralogy Q21.3
- triad or trilogy Q22.3

False (*see also* condition)
- croup J38.5
- joint — *see* Nonunion, fracture
- labor (pains) O47.9
  - at or after 37 completed weeks of gestation O47.1
  - before 37 completed weeks of gestation O47.0 ☑
- passage, urethra (prostatic) N36.5
- pregnancy F45.8

Faltering growth R62.51

Family, familial (*see also* condition)
- disruption Z63.8
  - involving divorce or separation Z63.5
- Li-Fraumeni (syndrome) Z15.01
- planning advice Z30.09
- problem Z63.9
  - specified NEC Z63.8
- retinoblastoma C69.2 ☑

Famine (effects of) T73.0 ☑
- edema — *see* Malnutrition, severe

Fanconi (-de Toni)(-Debré) syndrome E72.09
- with cystinosis E72.04

Fanconi ('s) anemia D61.03

Fanconi hypoplastic anemia D61.03

Fanconi panmyelopathy D61.03

Farber's disease or syndrome E75.29

Farcy A24.0

Farmer's
- lung J67.0
- skin L57.8

- Farsightedness — *see* Hypermetropia
- Fascia — *see* condition
- Fasciculation R25.3
- Fasciitis M72.9
  - diffuse (eosinophilic) M35.4
  - infective M72.8
    - necrotizing M72.6
  - necrotizing M72.6
  - nodular M72.4
  - perirenal (with ureteral obstruction) N13.5
    - with infection N13.6
  - plantar M72.2
  - specified NEC M72.8
  - traumatic (old) M72.8
    - current - code by site under Sprain
- Fascioliasis B66.3
- Fasciolopsis, fasciolopsiasis (intestinal) B66.5
- Fascioscapulohumeral myopathy G71.02
- Fast pulse R00.0
- Fat
  - embolism — *see* Embolism, fat
  - excessive (*see also* Obesity)
    - in heart — *see* Degeneration, myocardial
  - in stool R19.5
  - localized (pad) E65
    - heart — *see* Degeneration, myocardial
    - knee M79.4
    - retropatellar M79.4
  - necrosis
    - breast N64.1
    - mesentery K65.4
    - omentum K65.4
  - pad E65
    - knee M79.4
- Fatigue R53.83

- auditory deafness — *see* Deafness
- chronic R53.82
- combat F43.0
- general R53.83
  - psychogenic F48.8
- heat (transient) T67.6
- muscle M62.89
- myocardium — *see* Failure, heart
- neoplasm-related R53.0
- nervous, neurosis F48.8
- operational F48.8
- psychogenic (general) F48.8
- senile R54
- voice R49.8

Fatness — *see* Obesity

Fatty (*see also* condition)
- apron E65
- degeneration — *see* Degeneration, fatty
- heart (enlarged) — *see* Degeneration, myocardial
- liver NEC K76.0
  - alcoholic K70.0
  - nonalcoholic K76.0
- necrosis — *see* Degeneration, fatty

Fauces — *see* condition

Fauchard's disease (periodontitis) — *see* Periodontitis

Faucitis J02.9

Favism (anemia) D55.0

Favus — *see* Dermatophytosis

Fazio-Londe disease or syndrome G12.1

Fear complex or reaction F40.9

Fear of — *see* Phobia

Feared complaint unfounded Z71.1

Febris, febrile (*see also* Fever)

- flava (*see also* Fever, yellow) A95.9
- melitensis A23.0
- pestis — *see* Plague
- recurrens — *see* Fever, relapsing
- rubra A38.9

Fecal
- incontinence R15.9
- smearing R15.1
- soiling R15.1
- urgency R15.2

Fecalith (impaction) K56.41
- appendix K38.1
- congenital P76.8

Fede's disease K14.0

Feeble rapid pulse due to shock following injury T79.4 ☑

Feeble-minded F70

Feeding
- difficulties R63.30
- problem (elderly) (infant) R63.39
  - newborn P92.9
    - specified NEC P92.8
  - nonorganic (adult) — *see* Disorder, eating

Feeling(of)
- foreign body in throat R09.A2

Feer's disease — *see* Poisoning, mercury

Feet — *see* condition

Feigned illness Z76.5

Feil-Klippel syndrome (brevicollis) Q76.1

Feinmesser's (hidrotic) ectodermal dysplasia Q82.4

Felinophobia F40.218

Felon (*see also* Cellulitis, digit)
- with lymphangitis — *see* Lymphangitis, acute, digit

Felty's syndrome M05.00

- ankle M05.07 ☑
- elbow M05.02 ☑
- foot joint M05.07 ☑
- hand joint M05.04 ☑
- hip M05.05 ☑
- knee M05.06 ☑
- multiple site M05.09
- shoulder M05.01 ☑
- vertebra — *see* Spondylitis, ankylosing
- wrist M05.03 ☑

Female genital cutting status — *see* Female genital mutilation status (FGM)

Female genital mutilation status (FGM) N90.810

- specified NEC N90.818
- type I (clitorectomy status) N90.811
- type II (clitorectomy with excision of labia minora status) N90.812
- type III (infibulation status) N90.813
- type IV N90.818

Femur, femoral — *see* condition

Fenestration, fenestrated (*see also* Imperfect, closure)

- aortico-pulmonary Q21.4
- atrial septum Q21.11
- cusps, heart valve NEC Q24.8
  - pulmonary Q22.3
- pulmonic cusps Q22.3

Fernell's disease (aortic aneurysm) I71.9

Fertile eunuch syndrome E23.0

Fetid

- breath R19.6
- sweat L75.0

Fetishism F65.0

- transvestic F65.1

Fetus, fetal (*see also* condition)

- alcohol syndrome (dysmorphic) Q86.0
- compressus O31.0 ☑
- hydantoin syndrome Q86.1
- lung tissue P28.0
- papyraceous O31.0 ☑

Fever (inanition) (of unknown origin) (persistent) (with chills) (with rigor) R50.9

- abortus A23.1
- Aden (dengue) A90
- African tick bite A77.8
- African tick-borne A68.1
- American
  - mountain (tick) A93.2
  - spotted A77.0
- aphthous B08.8
- arbovirus, arboviral A94
  - hemorrhagic A94
  - specified NEC A93.8
- Argentinian hemorrhagic A96.0
- Assam B55.0
- Australian Q A78
- Bangkok hemorrhagic A91
- Barmah forest A92.8
- Bartonella A44.0
- bilious, hemoglobinuric B50.8
- blackwater B50.8
- blister B00.1
- Bolivian hemorrhagic A96.1
- Bonvale dam T73.3
- boutonneuse A77.1
- brain — *see* Encephalitis
- Brazilian purpuric A48.4
- breakbone A90
- Bullis A77.0
- Bunyamwera A92.8
- Burdwan B55.0
- Bwamba A92.8
- Cameroon — *see* Malaria
- Canton A75.9
- catarrhal (acute) J00
  - chronic J31.0

- cat-scratch A28.1
- Central Asian hemorrhagic A98.0
- cerebral — *see* Encephalitis
- cerebrospinal meningococcal A39.0
- Chagres B50.9
- Chandipura A92.8
- Changuinola A93.1
- Charcot's (biliary) (hepatic) (intermittent) — *see* Calculus, bile duct
- Chikungunya (viral) (hemorrhagic) A92.0
- Chitral A93.1
- Colombo — *see* Fever, paratyphoid
- Colorado tick (virus) A93.2
- congestive (remittent) — *see* Malaria
- Congo virus A98.0
- continued malarial B50.9
- Corsican — *see* Malaria
- Crimean-Congo hemorrhagic A98.0
- Cyprus — *see* Brucellosis
- dandy A90
- deer fly — *see* Tularemia
- dengue (virus) A90
  - hemorrhagic A91
  - sandfly A93.1
- desert B38.0
- drug induced R50.2
- due to
  - conditions classified elsewhere R50.81
  - heat T67.01 ☑
- enteric A01.00
- enteroviral exanthematous (Boston exanthem) A88.0
- ephemeral (of unknown origin) R50.9
- epidemic hemorrhagic A98.5
- erysipelatous — *see* Erysipelas
- estivo-autumnal (malarial) B50.9
- famine A75.0
- five day A79.0

- following delivery O86.4
- Fort Bragg A27.89
- gastroenteric A01.00
- gastromalarial — *see* Malaria
- Gibraltar — *see* Brucellosis
- glandular — *see* Mononucleosis, infectious
- Guama (viral) A92.8
- Haverhill A25.1
- hay (allergic) J30.1
  - with asthma (bronchial) J45.909
    - with
      - exacerbation (acute) J45.901
      - status asthmaticus J45.902
  - due to
    - allergen other than pollen J30.89
    - pollen, any plant or tree J30.1
- heat (effects) T67.01 ☑
- hematuric, bilious B50.8
- hemoglobinuric (malarial) (bilious) B50.8
- hemorrhagic (arthropod-borne) NOS A94
  - with renal syndrome A98.5
  - arenaviral A96.9
    - specified NEC A96.8
  - Argentinian A96.0
  - Bangkok A91
  - Bolivian A96.1
  - Central Asian A98.0
  - Chikungunya A92.0
  - Crimean-Congo A98.0
  - dengue (virus) A91
  - epidemic A98.5
  - Junin (virus) A96.0
  - Korean A98.5
  - Kyasanur forest A98.2
  - Machupo (virus) A96.1
  - mite-borne A93.8

- mosquito-borne A92.8
- Omsk A98.1
- Philippine A91
- Russian A98.5
- Singapore A91
- Southeast Asia A91
- Thailand A91
- tick-borne NEC A93.8
- viral A99
  - specified NEC A98.8

hepatic — *see* Cholecystitis
herpetic — *see* Herpes
icterohemorrhagic A27.0
Indiana A93.8
infective B99.9
- specified NEC B99.8

intermittent (bilious) (*see also* Malaria)
- of unknown origin R50.9
- pernicious B50.9

iodide R50.2
Japanese river A75.3
jungle (*see also* Malaria)
- yellow A95.0

Junin (virus) hemorrhagic A96.0
Katayama B65.2
kedani A75.3
Kenya (tick) A77.1
Kew Garden A79.1
Korean hemorrhagic A98.5
Lassa A96.2
Lone Star A77.0
Machupo (virus) hemorrhagic A96.1
malaria, malarial — *see* Malaria
Malta A23.9
Marseilles A77.1
marsh — *see* Malaria
Mayaro (viral) A92.8
Mediterranean (*see also* Brucellosis) A23.9

- familial M04.1
- tick A77.1

meningeal — *see* Meningitis
Meuse A79.0
Mexican A75.2
mianeh A68.1
miasmatic — *see* Malaria
mosquito-borne (viral) A92.9
- hemorrhagic A92.8

mountain (*see also* Brucellosis)
- meaning Rocky Mountain spotted fever A77.0
- tick (American) (Colorado) (viral) A93.2

Mucambo (viral) A92.8
mud A27.9
Neapolitan — *see* Brucellosis
neutropenic D70.9
newborn P81.9
- environmental P81.0

Nine-Mile A78
non-exanthematous tick A93.2
North Asian tick-borne A77.2
Omsk hemorrhagic A98.1
O'nyong-nyong (viral) A92.1
Oropouche (viral) A93.0
Oroya A44.0
pacific coast tick A77.8
paludal — *see* Malaria
Panama (malarial) B50.9
Pappataci A93.1
paratyphoid A01.4
- A A01.1
- B A01.2
- C A01.3

- parrot A70
- periodic (Mediterranean) M04.1
- persistent (of unknown origin) R50.9
- petechial A39.0
- pharyngoconjunctival B30.2
- Philippine hemorrhagic A91
- phlebotomus A93.1
- Piry (virus) A93.8
- Pixuna (viral) A92.8
- Plasmodium ovale B53.0
- polioviral (nonparalytic) A80.4
- Pontiac A48.2
- postimmunization R50.83
- postoperative R50.82
  - due to infection T81.40
- posttransfusion R50.84
- postvaccination R50.83
- presenting with conditions classified elsewhere R50.81
- pretibial A27.89
- puerperal O86.4
- Q A78
- quadrilateral A78
- quartan (malaria) B52.9
- Queensland (coastal) (tick) A77.3
- quintan A79.0
- rabbit — *see* Tularemia
- rat-bite A25.9
  - due to
    - Spirillum A25.0
    - Streptobacillus moniliformis A25.1
- recurrent — *see* Fever, relapsing
- relapsing (Borrelia) A68.9
  - Carter's (Asiatic) A68.1
  - Dutton's (West African) A68.1
  - Koch's A68.9
  - louse-borne A68.0
  - Novy's

- louse-borne A68.0
- tick-borne A68.1
- Obermeyer's (European) A68.0
- tick-borne A68.1

remittent (bilious) (congestive) (gastric) — *see* Malaria

rheumatic (active) (acute) (chronic) (subacute) I00

- with central nervous system involvement I02.9
- active with heart involvement — *see* category I01 ☑
- inactive or quiescent with
  - cardiac hypertrophy I09.89
  - carditis I09.9
  - endocarditis I09.1
    - aortic (valve) I06.9
      - with mitral (valve) disease I08.0
    - mitral (valve) I05.9
      - with aortic (valve) disease I08.0
    - pulmonary (valve) I09.89
    - tricuspid (valve) I07.8
  - heart disease NEC I09.89
  - heart failure (congestive) (conditions in category I50. ☑) I09.81
  - left ventricular failure (conditions in I50.1-I50.4 ☑) I09.81
  - myocarditis, myocardial degeneration (conditions in I51.4) I09.0
  - pancarditis I09.9
  - pericarditis I09.2

Rift Valley (viral) A92.4

Rocky Mountain spotted A77.0

rose J30.1

Ross River B33.1

Russian hemorrhagic A98.5

San Joaquin (Valley) B38.0

sandfly A93.1

Sao Paulo A77.0

scarlet A38.9

seven day (leptospirosis) (autumnal) (Japanese) A27.89

- dengue A90

- shin-bone A79.0
- Singapore hemorrhagic A91
- solar A90
- Songo A98.5
- sore B00.1
- South African tick-bite A68.1
- Southeast Asia hemorrhagic A91
- spinal — *see* Meningitis
- spirillary A25.0
- splenic — *see* Anthrax
- spotted A77.9
  - American A77.0
  - Brazilian A77.0
  - cerebrospinal meningitis A39.0
  - Colombian A77.0
  - due to Rickettsia
    - africae (African tick bite fever) A77.8
    - australis A77.3
    - conorii A77.1
    - parkeri A77.8
    - rickettsii A77.0
    - sibirica A77.2
    - specified type NEC A77.8
  - Ehrlichiosis A77.40
    - due to
      - E. chaffeensis A77.41
      - specified organism NEC A77.49
  - Rocky Mountain A77.0
- steroid R50.2
- streptobacillary A25.1
- subtertian B50.9
- Sumatran mite A75.3
- sun A90
- swamp A27.9
- swine A02.8
- sylvatic, yellow A95.0

- Tahyna B33.8
- tertian — *see* Malaria, tertian
- Thailand hemorrhagic A91
- thermic T67.01 ☑
- three-day A93.1
- tick
  - American mountain A93.2
  - Colorado A93.2
  - Kemerovo A93.8
  - Mediterranean A77.1
  - mountain A93.2
  - nonexanthematous A93.2
  - Quaranfil A93.8
- tick-bite NEC A93.8
- tick-borne (hemorrhagic) NEC A93.8
- trench A79.0
- tsutsugamushi A75.3
- typhogastric A01.00
- typhoid (abortive) (hemorrhagic) (intermittent) (malignant) A01.00
  - complicated by
    - arthritis A01.04
    - heart involvement A01.02
    - meningitis A01.01
    - osteomyelitis A01.05
    - pneumonia A01.03
    - specified NEC A01.09
- typhomalarial — *see* Malaria
- typhus — *see* Typhus (fever)
- undulant — *see* Brucellosis
- unknown origin R50.9
- uveoparotid D86.89
- valley B38.0
- Venezuelan equine A92.2
- vesicular stomatitis A93.8
- viral hemorrhagic — *see* Fever, hemorrhagic, by type of virus
- Volhynian A79.0
- Wesselsbron (viral) A92.8
- West

- African B50.8
- Nile (viral) A92.30
  - with
    - complications NEC A92.39
    - cranial nerve disorders A92.32
    - encephalitis A92.31
    - encephalomyelitis A92.31
    - neurologic manifestation NEC A92.32
    - optic neuritis A92.32
    - polyradiculitis A92.32
- Whitmore's — *see* Melioidosis
- Wolhynian A79.0
- worm B83.9
- yellow A95.9
  - jungle A95.0
  - sylvatic A95.0
  - urban A95.1
- Zika virus A92.5

FFA (frontal fibrosing alopecia) L66.12

Fibrillation
- atrial or auricular (established) I48.91
  - chronic I48.20
    - persistent I48.19
  - paroxysmal I48.0
  - permanent I48.21
  - persistent (chronic) (NOS) (other) I48.19
    - longstanding I48.11
- cardiac I49.8
- heart I49.8
- muscular M62.89
- ventricular I49.01

Fibrin
- ball or bodies, pleural (sac) J94.1
- chamber, anterior (eye) (gelatinous exudate) — *see* Iridocyclitis, acute

Fibrinogenolysis — *see* Fibrinolysis

Fibrinogenopenia D68.8

- acquired D65
- congenital D68.2

Fibrinolysis (hemorrhagic) (acquired) D65
- antepartum hemorrhage — *see* Hemorrhage, antepartum, with coagulation defect
- following
  - abortion — *see* Abortion by type complicated by hemorrhage
  - ectopic or molar pregnancy O08.1
- intrapartum O67.0
- newborn, transient P60
- postpartum O72.3

Fibrinopenia (hereditary) D68.2
- acquired D68.4

Fibrinopurulent — *see* condition

Fibrinous — *see* condition

Fibroadenoma
- cellular intracanalicular D24 ☑
- giant D24 ☑
- intracanalicular
  - cellular D24 ☑
  - giant D24 ☑
  - specified site — *see* Neoplasm, benign, by site
  - unspecified site D24 ☑
- juvenile D24 ☑
- pericanalicular
  - specified site — *see* Neoplasm, benign, by site
  - unspecified site D24 ☑
- phyllodes D24 ☑
- prostate D29.1
- specified site NEC — *see* Neoplasm, benign, by site
- unspecified site D24 ☑

Fibroadenosis, breast (chronic) (cystic) (diffuse) (periodic) (segmental) N60.2 ☑

Fibroangioma (*see also* Neoplasm, benign, by site)
- juvenile
  - specified site — *see* Neoplasm, benign, by site
  - unspecified site D10.6

- Fibrochondrosarcoma — *see* Neoplasm, cartilage, malignant
- Fibrocystic
  - disease (*see also* Fibrosis, cystic)
    - breast — *see* Mastopathy, cystic
    - jaw M27.49
    - kidney (congenital) Q61.8
    - liver Q44.6
    - pancreas E84.9
  - kidney (congenital) Q61.8
- Fibrodysplasia ossificans progressiva — *see* Myositis, ossificans, progressiva
- Fibroelastosis (cordis) (endocardial) (endomyocardial) I42.4
- Fibroid (tumor) (*see also* Neoplasm, connective tissue, benign)
  - disease, lung (chronic) — *see* Fibrosis, lung
  - heart (disease) — *see* Myocarditis
  - in pregnancy or childbirth O34.1
    - causing obstructed labor O65.5
  - induration, lung (chronic) — *see* Fibrosis, lung
  - lung — *see* Fibrosis, lung
  - pneumonia (chronic) — *see* Fibrosis, lung
  - uterus (*see also* Leiomyoma, uterus) D25.9
- Fibrolipoma — *see* Lipoma
- Fibroliposarcoma — *see* Neoplasm, connective tissue, malignant
- Fibroma (*see also* Neoplasm, connective tissue, benign)
  - ameloblastic — *see* Cyst, calcifying odontogenic
  - bone (nonossifying) — *see* Disorder, bone, specified type NEC
    - ossifying — *see* Neoplasm, bone, benign
  - cementifying — *see* Neoplasm, bone, benign
  - chondromyxoid — *see* Neoplasm, bone, benign
  - desmoplastic — *see* Neoplasm, connective tissue, uncertain behavior
  - durum — *see* Neoplasm, connective tissue, benign
  - fascial — *see* Neoplasm, connective tissue, benign
  - invasive — *see* Neoplasm, connective tissue, uncertain behavior
  - molle — *see* Lipoma
  - myxoid — *see* Neoplasm, connective tissue, benign
  - nasopharynx, nasopharyngeal (juvenile) D10.6
  - nonosteogenic (nonossifying) — *see* Dysplasia, fibrous
  - odontogenic (central) — *see* Cyst, calcifying odontogenic
  - ossifying — *see* Neoplasm, bone, benign
  - periosteal — *see* Neoplasm, bone, benign
  - soft — *see* Lipoma

- Fibromatosis M72.9
  - abdominal — *see* Neoplasm, connective tissue, uncertain behavior
  - aggressive D48.11 ☑
  - congenital generalized — *see* Neoplasm, connective tissue, uncertain behavior
  - Dupuytren's M72.0
  - gingival K06.1
  - palmar (fascial) M72.0
  - plantar (fascial) M72.2
  - pseudosarcomatous (proliferative) (subcutaneous) M72.4
  - retroperitoneal D48.3
  - specified NEC M72.8
- Fibromyalgia M79.7
- Fibromyoma (*see also* Neoplasm, connective tissue, benign)
  - uterus (corpus) (*see also* Leiomyoma, uterus)
    - in pregnancy or childbirth — *see* Fibroid, in pregnancy or childbirth
      - causing obstructed labor O65.5
- Fibromyositis M79.7
- Fibromyxolipoma D17.9
- Fibromyxoma — *see* Neoplasm, connective tissue, benign
- Fibromyxosarcoma — *see* Neoplasm, connective tissue, malignant
- Fibro-odontoma, ameloblastic — *see* Cyst, calcifying odontogenic
- Fibro-osteoma — *see* Neoplasm, bone, benign
- Fibroplasia, retrolental H35.17 ☑
- Fibropurulent — *see* condition
- Fibrosarcoma (*see also* Neoplasm, connective tissue, malignant)
  - ameloblastic C41.1
    - upper jaw (bone) C41.0
  - congenital — *see* Neoplasm, connective tissue, malignant
  - fascial — *see* Neoplasm, connective tissue, malignant
  - infantile — *see* Neoplasm, connective tissue, malignant
  - odontogenic C41.1
    - upper jaw (bone) C41.0
  - periosteal — *see* Neoplasm, bone, malignant
- Fibrosclerosis
  - breast N60.3 ☑
  - multifocal M35.5
  - penis (corpora cavernosa) N48.6

- Fibrosis, fibrotic
  - adrenal (gland) E27.8
  - amnion O41.8X ☑
  - anal papillae K62.89
  - arteriocapillary — *see* Arteriosclerosis
  - bladder N32.89
    - interstitial — *see* Cystitis, chronic, interstitial
    - localized submucosal — *see* Cystitis, chronic, interstitial
    - panmural — *see* Cystitis, chronic, interstitial
  - breast — *see* Fibrosclerosis, breast
  - capillary (*see also* Arteriosclerosis) I70.90
    - lung (chronic) — *see* Fibrosis, lung
  - cardiac — *see* Myocarditis
  - cervix N88.8
  - chorion O41.8X ☑
  - corpus cavernosum (sclerosing) N48.6
  - cystic (of pancreas) E84.9
    - with
      - distal intestinal obstruction syndrome E84.19
      - fecal impaction E84.19
      - intestinal manifestations NEC E84.19
      - pulmonary manifestations E84.0
      - specified manifestations NEC E84.8
  - due to device, implant or graft (*see also* Complications, by site and type, specified NEC) T85.828 ☑
    - arterial graft NEC T82.828 ☑
    - breast (implant) T85.828 ☑
    - catheter NEC T85.828 ☑
      - dialysis (renal) T82.828 ☑
        - intraperitoneal T85.828 ☑
      - infusion NEC T82.828 ☑
        - spinal (epidural) (subdural) T85.820 ☑
      - urinary (indwelling) T83.82 ☑
    - electronic (electrode) (pulse generator) (stimulator)
      - bone T84.82 ☑
      - cardiac T82.827 ☑
      - nervous system (brain) (peripheral nerve) (spinal) T85.820 ☑
      - urinary T83.82 ☑

- fixation, internal (orthopedic) NEC T84.82
- gastrointestinal (bile duct) (esophagus) T85.828
- genital NEC T83.82
- heart NEC T82.827
- joint prosthesis T84.82
- ocular (corneal graft) (orbital implant) NEC T85.828
- orthopedic NEC T84.82
- specified NEC T85.828
- urinary NEC T83.82
- vascular NEC T82.828
- ventricular intracranial shunt T85.820

ejaculatory duct N50.89
endocardium — *see* Endocarditis
endomyocardial (tropical) I42.3
epididymis N50.89
eye muscle — *see* Strabismus, mechanical
heart — *see* Myocarditis
hepatic — *see* Fibrosis, liver
hepatolienal (portal hypertension) K76.6
hepatosplenic (portal hypertension) K76.6
infrapatellar fat pad M79.4
intrascrotal N50.89
kidney N26.9
liver K74.00
- with sclerosis K74.2
- advanced K74.02
- alcoholic K70.2
- early K74.01
- stage
  - F1 or F2 K74.01
  - F3 K74.02

lung (atrophic) (chronic) (confluent) (massive) (perialveolar) (peribronchial) J84.10
- with
  - anthracosilicosis J60
  - anthracosis J60
  - asbestosis J61
  - bagassosis J67.1

- anthracosilicosis J60
- anthracosis J60
- asbestosis J61
- bagassosis J67.1
- bauxite J63.1
- berylliosis J63.2
- byssinosis J66.0
- calcicosis J62.8
- chalicosis J62.8
- dust reticulation J64
- farmer's lung J67.0
- ganister disease J62.8
- graphite J63.3
- pneumoconiosis NOS J64
- siderosis J63.4
- silicosis J62.8

capillary J84.10
congenital P27.8
diffuse (idiopathic) J84.10
- chemicals, gases, fumes or vapors (inhalation) (*see also* Disease, respiratory, chronic, due to chemicals, gases, fumes or vapors) J84.10
- interstitial J84.10
  - acute J84.114
- talc J62.0

following radiation J70.1
idiopathic J84.112
postinflammatory J84.10
silicotic J62.8
tuberculous — *see* Tuberculosis, pulmonary
lymphatic gland I89.8
median bar — *see* Hyperplasia, prostate
mediastinum (idiopathic) J98.59
meninges G96.198
myocardium, myocardial — *see* Myocarditis
ovary N83.8
oviduct N83.8
pancreas K86.89
penis NEC N48.6
pericardium I31.0
perineum, in pregnancy or childbirth O34.7 ☑

causing obstructed labor O65.5
pleura J94.1
popliteal fat pad M79.4
prostate (chronic) — *see* Hyperplasia, prostate
pulmonary (*see also* Fibrosis, lung) J84.10
congenital P27.8
idiopathic J84.112
rectal sphincter K62.89
retroperitoneal K68.2
with infection N13.6
idiopathic (with ureteral obstruction) N13.5
sclerosing mesenteric (idiopathic) K65.4
scrotum N50.89
seminal vesicle N50.89
senile R54
skin L90.5
spermatic cord N50.89
spleen D73.89
in schistosomiasis (bilharziasis) B65.9 *[D77]*
subepidermal nodular — *see* Neoplasm, skin, benign
submucous (oral) (tongue) K13.5
testis N44.8
chronic, due to syphilis A52.76
thymus (gland) E32.8
tongue, submucous K13.5
tunica vaginalis N50.89
uterus (non-neoplastic) N85.8
vagina N89.8
valve, heart — *see* Endocarditis
vas deferens N50.89
vein I87.8
Fibrositis (periarticular) M79.7
nodular, chronic (Jaccoud's) (rheumatoid) — *see* Arthropathy, postrheumatic, chronic
Fibrothorax J94.1
Fibrotic — *see* Fibrosis
Fibrous — *see* condition
Fibroxanthoma (*see also* Neoplasm, connective tissue, benign)

- atypical — *see* Neoplasm, connective tissue, uncertain behavior
- malignant — *see* Neoplasm, connective tissue, malignant

Fibroxanthosarcoma — *see* Neoplasm, connective tissue, malignant

Fiedler's
- disease (icterohemorrhagic leptospirosis) A27.0
- myocarditis (acute) I40.1

Fifth disease B08.3
- venereal A55

Filaria, filarial, filariasis — *see* Infestation, filarial

Filatov's disease — *see* Mononucleosis, infectious

File-cutter's disease — *see* Poisoning, lead

Filling defect
- biliary tract R93.2
- bladder R93.41
- duodenum R93.3
- gallbladder R93.2
- gastrointestinal tract R93.3
- intestine R93.3
- kidney R93.42 ☑
- stomach R93.3
- ureter R93.41
- urinary organs, specified NEC R93.49

Fimbrial cyst Q50.4

Financial problem affecting care NOS Z59.9
- bankruptcy Z59.868
- foreclosure on loan Z59.89
  - home loan Z59.81 ☑
- insecurity Z59.869
  - paying for utilities (electricity) (heat) (oil) (water bill) Z59.861
- strain Z59.868

Findings, abnormal, inconclusive, without diagnosis (*see also* Abnormal)
- 17-ketosteroids, elevated R82.5
- acetonuria R82.4
- alcohol in blood R78.0
- anisocytosis R71.8
- antenatal screening of mother O28.9

- biochemical O28.1
- chromosomal O28.5
- cytological O28.2
- genetic O28.5
- hematological O28.0
- radiological O28.4
- specified NEC O28.8
- ultrasonic O28.3

antibody titer, elevated R76.0
anticardiolipin antibody R76.0
antiphosphatidylglycerol antibody R76.0
antiphosphatidylinositol antibody R76.0
antiphosphatidylserine antibody R76.0
antiphospholipid antibody R76.0
bacteriuria R82.71
bicarbonate E87.8
bile in urine R82.2
blood sugar R73.09

- high R73.9
- low (transient) E16.2

body fluid or substance, specified NEC R88.8
casts, urine R82.998
catecholamines R82.5
cells, urine R82.998
chloride E87.8
cholesterol E78.9

- high E78.00
  - with high triglycerides E78.2

chyluria R82.0
cloudy

- dialysis effluent R88.0
- urine R82.90

creatinine clearance R94.4
crystals, urine R82.998
culture

- blood R78.81
- positive — *see* Positive, culture
- echocardiogram R93.1
- electrolyte level, urinary R82.998
- function study NEC R94.8
  - bladder R94.8
  - endocrine NEC R94.7
    - thyroid R94.6
  - kidney R94.4
  - liver R94.5
  - pancreas R94.8
  - placenta R94.8
  - pulmonary R94.2
  - spleen R94.8
- gallbladder, nonvisualization R93.2
- glucose (tolerance test) (non-fasting) R73.09
- glycosuria R81
- heart
  - shadow R93.1
  - sounds R01.2
- hematinuria R82.3
- hematocrit drop (precipitous) R71.0
- hemoglobinuria R82.3
- human papillomavirus (HPV) DNA test positive
  - cervix
    - high risk R87.810
    - low risk R87.820
  - vagina
    - high risk R87.811
    - low risk R87.821
- in blood (of substance not normally found in blood) R78.9
  - addictive drug NEC R78.4
  - alcohol (excessive level) R78.0
  - cocaine R78.2
  - hallucinogen R78.3
  - heavy metals (abnormal level) R78.79
    - lead R78.71
    - lithium (abnormal level) R78.89
    - opiate drug R78.1
    - psychotropic drug R78.5
    - specified substance NEC R78.89
    - steroid agent R78.6

- indoleacetic acid, elevated R82.5
- ketonuria R82.4
- lactic acid dehydrogenase (LDH) R74.02
- liver function test (*see also* Elevated, liver function, test) R79.89
- mammogram NEC R92.8
  - calcification (calculus) R92.1
  - inconclusive result R92.2
  - microcalcification R92.0
- mediastinal shift R93.89
- melanin, urine R82.998
- myoglobinuria R82.1
- neonatal screening — *see* Abnormal, neonatal screening
- newborn screens, state mandated — *see* Abnormal, neonatal screening
- nonvisualization of gallbladder R93.2
- odor of urine NOS R82.90
- Papanicolaou cervix R87.619
  - non-atypical endometrial cells R87.618
- pneumoencephalogram R93.0
- poikilocytosis R71.8
- potassium (deficiency) E87.6
  - excess E87.5
- PPD R76.11
- radiologic (X-ray) R93.89
  - abdomen R93.5
  - biliary tract R93.2
  - breast R92.8
  - gastrointestinal tract R93.3
  - genitourinary organs R93.89
  - head R93.0
  - inconclusive due to excess body fat of patient R93.9
  - intrathoracic organs NEC R93.1
  - musculoskeletal
    - limbs R93.6
    - other than limb R93.7

- placenta R93.89
- retroperitoneum R93.5
- skin R93.89
- skull R93.0
- subcutaneous tissue R93.89
- testis R93.81
- red blood cell (count) (morphology) (sickling) (volume) R71.8
- scan NEC R94.8
  - bladder R94.8
  - bone R94.8
  - kidney R94.4
  - liver R93.2
  - lung R94.2
  - pancreas R94.8
  - placental R94.8
  - spleen R94.8
  - thyroid R94.6
- sedimentation rate, elevated R70.0
- SGOT R74.01
- SGPT R74.01
- sodium (deficiency) E87.1
  - excess E87.0
- specified body fluid NEC R88.8
- stress test R94.39
- thyroid (function) (metabolic rate) (scan) (uptake) R94.6
- transaminase (level) R74.01
- triglycerides E78.9
  - high E78.1
    - with high cholesterol E78.2
- tuberculin skin test (without active tuberculosis) R76.11
- urine R82.90

- acetone R82.4
- bacteria R82.71
- bile R82.2
- casts or cells R82.998
- chyle R82.0
- culture positive R82.79
- glucose R81
- hemoglobin R82.3
- ketone R82.4
- sugar R81

- vanillylmandelic acid (VMA), elevated R82.5
- vectorcardiogram (VCG) R94.39
- ventriculogram R93.0
- white blood cell (count) (differential) (morphology) D72.9
- xerography R92.8

Finger — *see* condition

Fire, Saint Anthony's — *see* Erysipelas

Fire-setting
- pathological (compulsive) F63.1

Fish hook stomach K31.89

Fishmeal-worker's lung J67.8

Fissure, fissured
- anus, anal K60.2
  - acute K60.0
  - chronic K60.1
  - congenital Q43.8
- ear, lobule, congenital Q17.8
- epiglottis (congenital) Q31.8
- larynx J38.7
  - congenital Q31.8
- lip K13.0
  - congenital — *see* Cleft, lip
- nipple N64.0
  - associated with
    - lactation O92.13
    - pregnancy O92.11
    - puerperium O92.12

- nose Q30.2
- palate (congenital) — *see* Cleft, palate
- skin R23.4
- spine (congenital) (*see also* Spina bifida)
  - with hydrocephalus — *see* Spina bifida, by site, with hydrocephalus
- tongue (acquired) K14.5
  - congenital Q38.3

Fistula (cutaneous) L98.8

- abdomen (wall) K63.2
  - bladder N32.2
  - intestine NEC K63.2
  - ureter N28.89
  - uterus N82.5
- abdominorectal K63.2
- abdominosigmoidal K63.2
- abdominothoracic J86.0
- abdominouterine N82.5
  - congenital Q51.7
- abdominovesical N32.2
- accessory sinuses — *see* Sinusitis
- actinomycotic — *see* Actinomycosis
- alveolar antrum — *see* Sinusitis, maxillary
- alveolar process K04.6
- anorectal (infectional) K60.50
  - complex K60.529
    - chronic K60.522
    - initial K60.521
    - new K60.521
    - occurring following complete healing K60.523
    - persistent K60.522
    - recurrent K60.523
  - extrasphincteric K60.52 ☑
  - high intersphincteric K60.52 ☑
  - low intersphincteric K60.51 ☑
  - simple K60.519

- chronic K60.512
- initial K60.511
- new K60.511
- occurring following complete healing K60.513
- persistent K60.512
- recurrent K60.513

- superficial K60.51 ☑
- suprasphincteric K60.52 ☑
- transsphincteric K60.52 ☑

antrobuccal — *see* Sinusitis, maxillary
antrum — *see* Sinusitis, maxillary
anus, anal (recurrent) (infectional) K60.30

- complex K60.329
  - chronic K60.322
  - initial K60.321
  - new K60.321
  - occurring following complete healing K60.323
  - persistent K60.322
  - recurrent K60.323
- congenital Q43.6
  - with absence, atresia and stenosis Q42.2
- extrasphincteric K60.32 ☑
- high intersphincteric K60.32 ☑
- low intersphincteric K60.31 ☑
- simple K60.319
  - chronic K60.312
  - initial K60.311
  - new K60.311
  - occurring following complete healing K60.313
  - persistent K60.312
  - recurrent K60.313
- superficial K60.31 ☑
- suprasphincteric K60.32 ☑
- transsphincteric K60.32 ☑
- tuberculous A18.32

- aorta-duodenal I77.2
- appendix, appendicular K38.3
- arteriovenous (acquired) (nonruptured) I77.0
  - brain I67.1
    - congenital Q28.2
      - ruptured — *see* Fistula, arteriovenous, brain, ruptured
    - ruptured I60.8
      - intracerebral I61.8
      - intraparenchymal I61.8
      - intraventricular I61.5
      - subarachnoid I60.8
  - cerebral — *see* Fistula, arteriovenous, brain
  - congenital (peripheral) (*see also* Malformation, arteriovenous)
    - brain Q28.2
      - ruptured — *see* Fistula, arteriovenous, brain, ruptured
    - coronary Q24.5
    - pulmonary Q25.72
  - coronary I25.41
    - congenital Q24.5
  - pulmonary I28.0
    - congenital Q25.72
  - surgically created (for dialysis) Z99.2
    - complication — *see* Complication, arteriovenous, fistula, surgically created
  - traumatic — *see* Injury, blood vessel
- artery I77.2
- aural (mastoid) — *see* Mastoiditis, chronic
- auricle (*see also* Disorder, pinna, specified type NEC)
  - congenital Q18.1
- Bartholin's gland N82.8
- bile duct (common) (hepatic) K83.3
  - with calculus, stones (*see also* Calculus, bile duct) K83.3
- biliary (tract) — *see* Fistula, bile duct
- bladder (sphincter) NEC (*see also* Fistula, vesico-) N32.2
  - into seminal vesicle N32.2
- bone (*see also* Disorder, bone, specified type NEC)
  - with osteomyelitis, chronic — *see* Osteomyelitis, chronic, with draining sinus
- brain G93.89

- arteriovenous (acquired) (*see also* Fistula, arteriovenous, brain) I67.1
  - congenital Q28.2
- branchial (cleft) Q18.0
- branchiogenous Q18.0
- breast N61.0
  - puerperal, postpartum or gestational, due to mastitis (purulent) — *see* Mastitis, obstetric, purulent
- bronchial J86.0
- bronchocutaneous, bronchomediastinal, bronchopleural, bronchopleuromediastinal (infective) J86.0
  - tuberculous NEC A15.5
- bronchoesophageal J86.0
  - congenital Q39.2
    - with atresia of esophagus Q39.1
- bronchovisceral J86.0
- buccal cavity (infective) K12.2
- cecosigmoidal K63.2
- cecum K63.2
- cerebrospinal (fluid) G96.08
- cervical, lateral Q18.1
- cervicoaural Q18.1
- cervicosigmoidal N82.4
- cervicovesical N82.1
- cervix N82.8
- chest (wall) J86.0
- cholecystenteric — *see* Fistula, gallbladder
- cholecystocolic — *see* Fistula, gallbladder
- cholecystocolonic — *see* Fistula, gallbladder
- cholecystoduodenal — *see* Fistula, gallbladder
- cholecystogastric — *see* Fistula, gallbladder
- cholecystointestinal — *see* Fistula, gallbladder
- choledochoduodenal — *see* Fistula, bile duct
- cholocolic K82.3
- coccyx — *see* Sinus, pilonidal
- colon K63.2
- colostomy K94.09
- colovesical N32.1
- common duct — *see* Fistula, bile duct
- congenital, site not listed — *see* Anomaly, by site
- coronary, arteriovenous I25.41

- congenital Q24.5
- costal region J86.0
- cul-de-sac, Douglas' N82.8
- cystic duct (*see also* Fistula, gallbladder)
  - congenital Q44.5
- dental K04.6
- diaphragm J86.0
- duodenum K31.6
- ear (external) (canal) — *see* Disorder, ear, external, specified type NEC
- enterocolic K63.2
- enterocutaneous K63.2
- enterouterine N82.4
  - congenital Q51.7
- enterovaginal N82.4
  - congenital Q52.2
  - large intestine N82.3
  - small intestine N82.2
- enterovesical N32.1
- epididymis N50.89
  - tuberculous A18.15
- esophagobronchial J86.0
  - congenital Q39.2
    - with atresia of esophagus Q39.1
- esophagocutaneous K22.89
- esophagopleural-cutaneous J86.0
- esophagotracheal J86.0
  - congenital Q39.2
    - with atresia of esophagus Q39.1
- esophagus K22.89
  - congenital Q39.2
    - with atresia of esophagus Q39.1
- ethmoid — *see* Sinusitis, ethmoidal
- eyeball (cornea) (sclera) — *see* Disorder, globe, hypotony
- eyelid H01.8 ☑
- fallopian tube, external N82.5
- fecal K63.2
  - congenital Q43.6

- from periapical abscess K04.6
- frontal sinus — *see* Sinusitis, frontal
- gallbladder K82.3
  - with calculus, cholelithiasis, stones — *see* Calculus, gallbladder
- gastric K31.6
- gastrocolic K31.6
  - congenital Q40.2
  - tuberculous A18.32
- gastroenterocolic K31.6
- gastroesophageal K31.6
- gastrojejunal K31.6
- gastrojejunocolic K31.6
- genital tract (female) N82.9
  - specified NEC N82.8
  - to intestine NEC N82.4
  - to skin N82.5
- hepatic artery-portal vein, congenital Q26.6
- hepatopleural J86.0
- hepatopulmonary J86.0
- ileorectal or ileosigmoidal K63.2
- ileovaginal N82.2
- ileovesical N32.1
- ileum K63.2
- in ano K60.30
  - tuberculous A18.32
- inner ear (labyrinth) — *see* subcategory H83.1
- intestine NEC K63.2
- intestinocolonic (abdominal) K63.2
- intestinoureteral N28.89
- intestinouterine N82.4
- intestinovaginal N82.4
  - large intestine N82.3
  - small intestine N82.2

- intestinovesical N32.1
- ischiorectal (fossa) K61.39
- jejunum K63.2
- joint M25.10
  - ankle M25.17 ☑
  - elbow M25.12 ☑
  - foot joint M25.17 ☑
  - hand joint M25.14 ☑
  - hip M25.15 ☑
  - knee M25.16 ☑
  - shoulder M25.11 ☑
  - specified joint NEC M25.18
  - tuberculous — *see* Tuberculosis, joint
  - vertebrae M25.18
  - wrist M25.13 ☑
- kidney N28.89
- labium (majus) (minus) N82.8
- labyrinth — *see* subcategory H83.1 ☑
- lacrimal (gland) (sac) H04.61 ☑
- lacrimonasal duct — *see* Fistula, lacrimal
- laryngotracheal, congenital Q34.8
- larynx J38.7
- lip K13.0
  - congenital Q38.0
- lumbar, tuberculous A18.01
- lung J86.0
- lymphatic I89.8
- mammary (gland) N61.0
- mastoid (process) (region) — *see* Mastoiditis, chronic
- maxillary J32.0
- medial, face and neck Q18.8
- mediastinal J86.0
- mediastinobronchial J86.0
- mediastinocutaneous J86.0
- middle ear — *see* subcategory H74.8 ☑
- mouth K12.2
- nasal J34.89

- sinus — *see* Sinusitis
- nasopharynx J39.2
- nipple N64.0
- nose J34.89
- oral (cutaneous) K12.2
  - maxillary J32.0
  - nasal (with cleft palate) — *see* Cleft, palate
- orbit, orbital — *see* Disorder, orbit, specified type NEC
- oroantral J32.0
- oviduct, external N82.5
- palate (hard) M27.8
- pancreatic K86.89
- pancreaticoduodenal K86.89
- parotid (gland) K11.4
  - region K12.2
- penis N48.89
- perianal K60.30
- pericardium (pleura) (sac) — *see* Pericarditis
- pericecal K63.2
- perineorectal K60.40
- perineosigmoidal K63.2
- perineum, perineal (with urethral involvement) NEC N36.0
  - tuberculous A18.13
  - ureter N28.89
- perirectal K60.40
  - tuberculous A18.32
- peritoneum K65.9
- pharyngoesophageal J39.2
- pharynx J39.2
  - branchial cleft (congenital) Q18.0
- pilonidal (infected) (rectum) — *see* Sinus, pilonidal
- pleura, pleural, pleurocutaneous, pleuroperitoneal J86.0
  - tuberculous NEC A15.6
- pleuropericardial I31.8
- portal vein-hepatic artery, congenital Q26.6
- postauricular H70.81 ☑
- postoperative, persistent T81.83 ☑

- specified site — *see* Fistula, by site
- preauricular (congenital) Q18.1
- prostate N42.89
- pulmonary J86.0
  - arteriovenous I28.0
    - congenital Q25.72
  - tuberculous — *see* Tuberculosis, pulmonary
- pulmonoperitoneal J86.0
- rectal (infectional) K60.40
  - complex K60.429
    - chronic K60.422
    - initial K60.421
    - new K60.421
    - occurring following complete healing K60.423
    - persistent K60.422
    - recurrent K60.423
  - extrasphincteric K60.42 ☑
  - high intersphincteric K60.42 ☑
  - low intersphincteric K60.41 ☑
  - simple K60.419
    - chronic K60.412
    - initial K60.411
    - new K60.411
    - occurring following complete healing K60.413
    - persistent K60.412
    - recurrent K60.413
  - superficial K60.41 ☑
  - suprasphincteric K60.42 ☑
  - transsphincteric K60.42 ☑
- rectolabial N82.4
- rectosigmoid (intercommunicating) K63.2
- rectoureteral N28.89
- rectourethral N36.0
  - congenital Q64.73
- rectouterine N82.4

- congenital Q51.7
- rectovaginal N82.3
  - congenital Q52.2
  - tuberculous A18.18
- rectovesical N32.1
  - congenital Q64.79
- rectovesicovaginal N82.3
- rectovulval N82.4
  - congenital Q52.79
- rectum (to skin) K60.40
  - congenital Q43.6
    - with absence, atresia and stenosis Q42.0
  - tuberculous A18.32
- renal N28.89
- retroauricular — *see* Fistula, postauricular
- salivary duct or gland (any) K11.4
  - congenital Q38.4
- scrotum (urinary) N50.89
  - tuberculous A18.15
- semicircular canals — *see* subcategory H83.1
- sigmoid K63.2
  - to bladder N32.1
- sinus — *see* Sinusitis
- skin L98.8
  - to genital tract (female) N82.5
- splenocolic D73.89
- stercoral K63.2
- stomach K31.6
- sublingual gland K11.4
- submandibular gland K11.4
- submaxillary (gland) K11.4
  - region K12.2
- thoracic J86.0
  - duct I89.8

- thoracoabdominal J86.0
- thoracogastric J86.0
- thoracointestinal J86.0
- thorax J86.0
- thyroglossal duct Q89.2
- thyroid E07.89
- trachea, congenital (external) (internal) Q32.1
- tracheoesophageal J86.0
  - congenital Q39.2
    - with atresia of esophagus Q39.1
  - following tracheostomy J95.04
- traumatic arteriovenous — *see* Injury, blood vessel, by site
- tuberculous - code by site under Tuberculosis
- typhoid A01.09
- umbilicourinary Q64.8
- urachus, congenital Q64.4
- ureter (persistent) N28.89
- ureteroabdominal N28.89
- ureterorectal N28.89
- ureterosigmoido-abdominal N28.89
- ureterovaginal N82.1
- ureterovesical N32.2
- urethra N36.0
  - congenital Q64.79
  - tuberculous A18.13
- urethroperineal N36.0
- urethroperineovesical N32.2
- urethrorectal N36.0
  - congenital Q64.73
- urethroscrotal N50.89
- urethrovaginal N82.1
- urethrovesical N32.2
- urinary (tract) (persistent) (recurrent) N36.0
- uteroabdominal N82.5
  - congenital Q51.7
- uteroenteric, uterointestinal N82.4
  - congenital Q51.7

- uterorectal N82.4
  - congenital Q51.7
- uteroureteric N82.1
- uterourethral Q51.7
- uterovaginal N82.8
- uterovesical N82.1
  - congenital Q51.7
- uterus N82.8
- vagina (postpartal) (wall) N82.8
- vaginocutaneous (postpartal) N82.5
- vaginointestinal NEC N82.4
  - large intestine N82.3
  - small intestine N82.2
- vaginoperineal N82.5
- vasocutaneous, congenital Q55.7
- vesical NEC N32.2
- vesicoabdominal N32.2
- vesicocervicovaginal N82.1
- vesicocolic N32.1
- vesicocutaneous N32.2
- vesicoenteric N32.1
- vesicointestinal N32.1
- vesicometrorectal N82.4
- vesicoperineal N32.2
- vesicorectal N32.1
  - congenital Q64.79
- vesicosigmoidal N32.1
- vesicosigmoidovaginal N82.3
- vesicoureteral N32.2
- vesicoureterovaginal N82.1
- vesicourethral N32.2
- vesicourethrorectal N32.1
- vesicouterine N82.1
  - congenital Q51.7

- vesicovaginal N82.0
- vulvorectal N82.4
  - congenital Q52.79

Fit R56.9
- epileptic — *see* Epilepsy
- fainting R55
- hysterical F44.5
- newborn P90

Fitting (and adjustment) (of)
- artificial
  - arm — *see* Admission, adjustment, artificial, arm
  - breast Z44.3 ☑
  - eye Z44.2 ☑
  - leg — *see* Admission, adjustment, artificial, leg
- automatic implantable cardiac defibrillator (with synchronous cardiac pacemaker) Z45.02
- brain neuropacemaker Z46.2
  - implanted Z45.42
- cardiac defibrillator — *see* Fitting (and adjustment) (of), automatic implantable cardiac defibrillator
- catheter, non-vascular Z46.82
- colostomy belt Z46.89
- contact lenses Z46.0
- CRT-D (resynchronization therapy defibrillator) Z45.02
- CRT-P (cardiac resynchronization therapy pacemaker) Z45.018
  - pulse generator Z45.010
- cystostomy device Z46.6
- defibrillator, cardiac — *see* Fitting (and adjustment) (of), automatic implantable cardiac defibrillator
- dentures Z46.3
- device NOS Z46.9
  - abdominal Z46.89
  - gastrointestinal NEC Z46.59
  - implanted NEC Z45.89
  - nervous system Z46.2
    - implanted — *see* Admission, adjustment, device, implanted, nervous system
  - orthodontic Z46.4
  - orthoptic Z46.0
  - orthotic Z46.89
  - prosthetic (external) Z44.9

- breast Z44.3 ☑
- dental Z46.3
- eye Z44.2 ☑
- specified NEC Z44.8

specified NEC Z46.89
substitution
- auditory Z46.2
  - implanted — *see* Admission, adjustment, device, implanted, hearing device
- nervous system Z46.2
  - implanted — *see* Admission, adjustment, device, implanted, nervous system
- visual Z46.2
  - implanted Z45.31

urinary Z46.6

gastric lap band Z46.51
gastrointestinal appliance NEC Z46.59
glasses (reading) Z46.0
hearing aid Z46.1
ileostomy device Z46.89
insulin pump Z46.81
intestinal appliance NEC Z46.89
myringotomy device (stent) (tube) Z45.82
neuropacemaker Z46.2
- implanted Z45.42

non-vascular catheter Z46.82
orthodontic device Z46.4
orthopedic device (brace) (cast) (corset) (shoes) Z46.89
pacemaker (cardiac) (cardiac resynchronization therapy (CRT-P)) Z45.018
- nervous system (brain) (peripheral nerve) (spinal cord) Z46.2
  - implanted Z45.42
- pulse generator Z45.010

portacath (port-a-cath) Z45.2
prosthesis (external) Z44.9
- arm — *see* Admission, adjustment, artificial, arm
- breast Z44.3 ☑
- dental Z46.3
- eye Z44.2 ☑
- leg — *see* Admission, adjustment, artificial, leg
- specified NEC Z44.8

- spectacles Z46.0
- wheelchair Z46.89

Fitzhugh-Curtis syndrome
- due to
  - Chlamydia trachomatis A74.81
  - Neisseria gonorrhoea (gonococcal peritonitis) A54.85

Fitz's syndrome (acute hemorrhagic pancreatitis) (*see also* Pancreatitis, acute) K85.80

Fixation
- joint — *see* Ankylosis
- larynx J38.7
- stapes — *see* Ankylosis, ear ossicles
  - deafness — *see* Deafness, conductive
- uterus (acquired) — *see* Malposition, uterus
- vocal cord J38.3

Flabby ridge K06.8

Flaccid (*see also* condition)
- palate, congenital Q38.5

Flail
- chest S22.5 ☑
  - associated with chest compression and cardiopulmonary resuscitation M96.A4
  - newborn (birth injury) P13.8
- joint (paralytic) M25.20
  - ankle M25.27 ☑
  - elbow M25.22 ☑
  - foot joint M25.27 ☑
  - hand joint M25.24 ☑
  - hip M25.25 ☑
  - knee M25.26 ☑
  - shoulder M25.21 ☑
  - specified joint NEC M25.28
  - wrist M25.23 ☑

Flajani's disease — *see* Hyperthyroidism, with, goiter (diffuse)

Flap, liver K71.3

Flashbacks (residual to hallucinogen use) F16.283

Flat

- affect R45.89
- chamber (eye) — *see* Disorder, globe, hypotony, flat anterior chamber
- chest, congenital Q67.8
- foot (acquired) (fixed type) (painful) (postural) (*see also* Deformity, limb, flat foot)
  - congenital (rigid) (spastic (everted)) Q66.5 ☑
  - rachitic sequelae (late effect) E64.3
- organ or site, congenital NEC — *see* Anomaly, by site
- pelvis M95.5
  - with disproportion (fetopelvic) O33.0
    - causing obstructed labor O65.0
  - congenital Q74.2
- Flatau-Schilder disease G37.0
- Flatback syndrome M40.30
  - lumbar region M40.36
  - lumbosacral region M40.37
  - thoracolumbar region M40.35
- Flattening
  - head, femur M89.8X5
  - hip — *see* Coxa, plana
  - lip (congenital) Q18.8
  - nose (congenital) Q67.4
    - acquired M95.0
- Flatulence R14.3
  - psychogenic F45.8
- Flatus R14.3
  - vaginalis N89.8
- Flax-dresser's disease J66.1
- Flea bite — *see* Injury, bite, by site, superficial, insect
- Flecks, glaucomatous (subcapsular) — *see* Cataract, complicated
- Fleischer (-Kayser) ring (cornea) H18.04 ☑
- Fleshy mole O02.0
- Flexibilitas cerea — *see* Catalepsy
- Flexion

- amputation stump (surgical) T87.89
- cervix — *see* Malposition, uterus
- contracture, joint — *see* Contraction, joint
- deformity, joint (*see also* Deformity, limb, flexion) M21.20
  - hip, congenital Q65.89
- uterus (*see also* Malposition, uterus)
  - lateral — *see* Lateroversion, uterus

Flexner-Boyd dysentery A03.2

Flexner's dysentery A03.1

Flexure — *see* Flexion

Flint murmur (aortic insufficiency) I35.1

Floater, vitreous — *see* Opacity, vitreous

Floating
- cartilage (joint) (*see also* Loose, body, joint)
  - knee — *see* Derangement, knee, loose body
- gallbladder, congenital Q44.1
- kidney N28.89
  - congenital Q63.8
- spleen D73.89

Flooding N92.0

Floor — *see* condition

Floppy
- baby syndrome (nonspecific) P94.2
- iris syndrome (intraoperative) (IFIS) H21.81
- nonrheumatic mitral valve syndrome I34.1

Flu (*see also* Influenza)
- avian (*see also* Influenza, due to, identified novel influenza A virus) J09.X2
- bird (*see also* Influenza, due to, identified novel influenza A virus) J09.X2
- intestinal NEC A08.4
- swine (viruses that normally cause infections in pigs) (*see also* Influenza, due to, identified novel influenza A virus) J09.X2

Fluctuating blood pressure I99.8

Fluid
- abdomen R18.8
- chest J94.8
- heart — *see* Failure, heart, congestive
- joint — *see* Effusion, joint
- loss (acute) E86.9
- lung — *see* Edema, lung
- overload E87.70

- specified NEC E87.79
- peritoneal cavity R18.8
- pleural cavity J94.8
- retention R60.9

Flukes NEC (*see also* Infestation, fluke)
- blood NEC — *see* Schistosomiasis
- liver B66.3

Fluor (vaginalis) N89.8
- trichomonal or due to Trichomonas (vaginalis) A59.00

Fluorosis
- dental K00.3
- skeletal M85.10
  - ankle M85.17 ☑
  - foot M85.17 ☑
  - forearm M85.13 ☑
  - hand M85.14 ☑
  - lower leg M85.16 ☑
  - multiple site M85.19
  - neck M85.18
  - rib M85.18
  - shoulder M85.11 ☑
  - skull M85.18
  - specified site NEC M85.18
  - thigh M85.15 ☑
  - toe M85.17 ☑
  - upper arm M85.12 ☑
  - vertebra M85.18

Flush syndrome E34.09

Flushing R23.2
- menopausal N95.1

Flutter
- atrial or auricular I48.92
  - atypical I48.4
  - type I I48.3
  - type II I48.4
  - typical I48.3
- heart I49.8

- heart I49.8
  - atrial or auricular I48.92
    - atypical I48.4
    - type I I48.3
    - type II I48.4
    - typical I48.3
  - ventricular I49.02
- ventricular I49.02

FNHTR (febrile nonhemolytic transfusion reaction) R50.84
Fochier's abscess - code by site under Abscess
Focus, Assmann's — *see* Tuberculosis, pulmonary
Fogo selvagem L10.3
Foix-Alajouanine syndrome G95.19
Fold, folds (anomalous) (*see also* Anomaly, by site)
- Descemet's membrane — *see* Change, corneal membrane, Descemet's, fold
- epicanthic Q10.3
- heart Q24.8

Folie à deux F24
Follicle
- cervix (nabothian) (ruptured) N88.8
- graafian, ruptured, with hemorrhage N83.0 ☑
- nabothian N88.8

Follicular — *see* condition
Folliculitis (superficial) L73.9
- abscedens et suffodiens L66.3
- cyst N83.0 ☑
- decalvans L66.2
- deep — *see* Furuncle, by site
- gonococcal (acute) (chronic) A54.01
- keloid, keloidalis L73.0
- pustular L01.02
- ulerythematosa reticulata L66.4

Folliculome lipidique
- specified site — *see* Neoplasm, benign, by site
- unspecified site

- female D27.9
- male D29.20

Følling's disease E70.0
Follow-up — *see* Examination, follow-up
Fong's syndrome (hereditary osteo-onychodysplasia) Q87.2
Food
- allergy L27.2
- asphyxia (from aspiration or inhalation) — *see* Foreign body, by site
- choked on — *see* Foreign body, by site
- deprivation T73.0 ☑
  - specified kind of food NEC E63.8
- insecurity Z59.41
- intoxication — *see* Poisoning, food
- lack of T73.0 ☑
- poisoning — *see* Poisoning, food
- rejection NEC — *see* Disorder, eating
- strangulation or suffocation — *see* Foreign body, by site
- toxemia — *see* Poisoning, food

Foot — *see* condition
Foramen ovale (nonclosure) (patent) (persistent) Q21.12
Forbes' glycogen storage disease E74.03
Fordyce-Fox disease L75.2
Fordyce's disease (mouth) Q38.6
Forearm — *see* condition
Foreclosure on loan Z59.89
Foreign body
- with
  - laceration — *see* Laceration, by site, with foreign body
  - puncture wound — *see* Puncture, by site, with foreign body
- accidentally left following a procedure T81.509 ☑
  - aspiration T81.506 ☑
    - resulting in
      - adhesions T81.516 ☑
      - obstruction T81.526 ☑
      - perforation T81.536 ☑
      - specified complication NEC T81.596 ☑
  - cardiac catheterization T81.505 ☑

- resulting in
  - acute reaction T81.60
    - aseptic peritonitis T81.61
    - specified NEC T81.69
  - adhesions T81.515
  - obstruction T81.525
  - perforation T81.535
  - specified complication NEC T81.595
- causing
  - acute reaction T81.60
    - aseptic peritonitis T81.61
    - specified complication NEC T81.69
  - adhesions T81.519
  - aseptic peritonitis T81.61
  - obstruction T81.529
  - perforation T81.539
  - specified complication NEC T81.599
- endoscopy T81.504
  - resulting in
    - adhesions T81.514
    - obstruction T81.524
    - perforation T81.534
    - specified complication NEC T81.594
- immunization T81.503
  - resulting in
    - adhesions T81.513
    - obstruction T81.523
    - perforation T81.533
    - specified complication NEC T81.593
- infusion T81.501
  - resulting in
    - adhesions T81.511
    - obstruction T81.521
    - perforation T81.531
    - specified complication NEC T81.591
- injection T81.503
  - resulting in

- adhesions T81.513
- obstruction T81.523
- perforation T81.533
- specified complication NEC T81.593

kidney dialysis T81.502
- resulting in
  - adhesions T81.512
  - obstruction T81.522
  - perforation T81.532
  - specified complication NEC T81.592

packing removal T81.507
- resulting in
  - acute reaction T81.60
    - aseptic peritonitis T81.61
    - specified NEC T81.69
  - adhesions T81.517
  - obstruction T81.527
  - perforation T81.537
  - specified complication NEC T81.597

puncture T81.506
- resulting in
  - adhesions T81.516
  - obstruction T81.526
  - perforation T81.536
  - specified complication NEC T81.596

specified procedure NEC T81.508
- resulting in
  - acute reaction T81.60
    - aseptic peritonitis T81.61
    - specified NEC T81.69
  - adhesions T81.518
  - obstruction T81.528
  - perforation T81.538
  - specified complication NEC T81.598

surgical operation T81.500
- resulting in

- acute reaction T81.60
  - aseptic peritonitis T81.61
  - specified NEC T81.69
- adhesions T81.510
- obstruction T81.520
- perforation T81.530
- specified complication NEC T81.590

transfusion T81.501
- resulting in
  - adhesions T81.511
  - obstruction T81.521
  - perforation T81.531
  - specified complication NEC T81.591

alimentary tract T18.9
- anus T18.5
- colon T18.4
- esophagus — *see* Foreign body, esophagus
- mouth T18.0
- multiple sites T18.8
- rectosigmoid (junction) T18.5
- rectum T18.5
- small intestine T18.3
- specified site NEC T18.8
- stomach T18.2

anterior chamber (eye) S05.5

auditory canal — *see* Foreign body, entering through orifice, ear

bronchus T17.508
- causing
  - asphyxiation T17.500
    - food (bone) (seed) T17.520
    - gastric contents (vomitus) T17.510
    - specified type NEC T17.590
  - injury NEC T17.508

- food (bone) (seed) T17.528
- gastric contents (vomitus) T17.518
- specified type NEC T17.598

canthus — *see* Foreign body, conjunctival sac
ciliary body (eye) S05.5
conjunctival sac T15.1
cornea T15.0
entering through orifice
- accessory sinus T17.0
- alimentary canal T18.9
  - multiple parts T18.8
  - specified part NEC T18.8
- alveolar process T18.0
- antrum (Highmore's) T17.0
- anus T18.5
- appendix T18.4
- auditory canal — *see* Foreign body, entering through orifice, ear
- auricle — *see* Foreign body, entering through orifice, ear
- bladder T19.1
- bronchioles — *see* Foreign body, respiratory tract, specified site NEC
- bronchus (main) — *see* Foreign body, bronchus
- buccal cavity T18.0
- canthus (inner) — *see* Foreign body, conjunctival sac
- cecum T18.4
- cervix (canal) (uteri) T19.3
- colon T18.4
- conjunctival sac — *see* Foreign body, conjunctival sac
- cornea — *see* Foreign body, cornea
- digestive organ or tract NOS T18.9
  - multiple parts T18.8
  - specified part NEC T18.8
- duodenum T18.3
- ear (external) T16.
- esophagus — *see* Foreign body, esophagus
- eye (external) NOS T15.9
  - conjunctival sac — *see* Foreign body, conjunctival sac
  - cornea — *see* Foreign body, cornea
  - specified part NEC T15.8

- eyeball (*see also* Foreign body, entering through orifice, eye, specified part NEC)
  - with penetrating wound — *see* Puncture, eyeball
- eyelid (*see also* Foreign body, conjunctival sac)
  - with
    - laceration — *see* Laceration, eyelid, with foreign body
    - puncture — *see* Puncture, eyelid, with foreign body
    - superficial injury — *see* Foreign body, superficial, eyelid
- gastrointestinal tract T18.9 ☑
  - multiple parts T18.8 ☑
  - specified part NEC T18.8 ☑
- genitourinary tract T19.9 ☑
  - multiple parts T19.8 ☑
  - specified part NEC T19.8 ☑
- globe — *see* Foreign body, entering through orifice, eyeball
- gum T18.0 ☑
- Highmore's antrum T17.0 ☑
- hypopharynx — *see* Foreign body, pharynx
- ileum T18.3 ☑
- intestine (small) T18.3 ☑
  - large T18.4 ☑
- lacrimal apparatus (punctum) — *see* Foreign body, entering through orifice, eye, specified part NEC
- large intestine T18.4 ☑
- larynx — *see* Foreign body, larynx
- lung — *see* Foreign body, respiratory tract, specified site NEC
- maxillary sinus T17.0 ☑
- mouth T18.0 ☑
- nasal sinus T17.0 ☑
- nasopharynx — *see* Foreign body, pharynx
- nose (passage) T17.1 ☑
- nostril T17.1 ☑
- oral cavity T18.0 ☑
- palate T18.0 ☑
- penis T19.4 ☑
- pharynx — *see* Foreign body, pharynx
- piriform sinus — *see* Foreign body, pharynx
- rectosigmoid (junction) T18.5 ☑
- rectum T18.5 ☑
- respiratory tract — *see* Foreign body, respiratory tract
- sinus (accessory) (frontal) (maxillary) (nasal) T17.0 ☑

- piriform — *see* Foreign body, pharynx
- small intestine T18.3
- stomach T18.2
- suffocation by — *see* Foreign body, by site
- tear ducts or glands — *see* Foreign body, entering through orifice, eye, specified part NEC
- throat — *see* Foreign body, pharynx
- tongue T18.0
- tonsil, tonsillar (fossa) — *see* Foreign body, pharynx
- trachea — *see* Foreign body, trachea
- ureter T19.8
- urethra T19.0
- uterus (any part) T19.3
- vagina T19.2
- vulva T19.2

esophagus T18.108
- causing
  - injury NEC T18.108
    - food (bone) (seed) T18.128
    - gastric contents (vomitus) T18.118
    - specified type NEC T18.198
  - tracheal compression T18.100
    - food (bone) (seed) T18.120
    - gastric contents (vomitus) T18.110
    - specified type NEC T18.190

feeling of, in throat R09.89

fragment — *see* Retained, foreign body fragments (type of)

genitourinary tract T19.9
- bladder T19.1
- multiple parts T19.8
- penis T19.4
- specified site NEC T19.8
- urethra T19.0
- uterus T19.3
  - IUD Z97.5
- vagina T19.2
  - contraceptive device Z97.5
- vulva T19.2

- granuloma (old) (soft tissue) (*see also* Granuloma, foreign body)
  - skin L92.3
- in
  - laceration — *see* Laceration, by site, with foreign body
  - puncture wound — *see* Puncture, by site, with foreign body
  - soft tissue (residual) M79.5
- inadvertently left in operation wound — *see* Foreign body, accidentally left during a procedure
- ingestion, ingested NOS T18.9 ☑
- inhalation or inspiration — *see* Foreign body, by site
- internal organ, not entering through a natural orifice - code as specific injury with foreign body
- intraocular S05.5 ☑
  - old, retained (nonmagnetic) H44.70 ☑
    - anterior chamber H44.71 ☑
    - ciliary body H44.72 ☑
    - iris H44.72 ☑
    - lens H44.73 ☑
    - magnetic H44.60 ☑
      - anterior chamber H44.61 ☑
      - ciliary body H44.62 ☑
      - iris H44.62 ☑
      - lens H44.63 ☑
      - posterior wall H44.64 ☑
      - specified site NEC H44.69 ☑
      - vitreous body H44.65 ☑
    - posterior wall H44.74 ☑
    - specified site NEC H44.79 ☑
    - vitreous body H44.75 ☑
- iris — *see* Foreign body, intraocular
- lacrimal punctum — *see* Foreign body, entering through orifice, eye, specified part NEC
- larynx T17.308 ☑
  - causing
    - asphyxiation T17.300 ☑
      - food (bone) (seed) T17.320 ☑
      - gastric contents (vomitus) T17.310 ☑
      - specified type NEC T17.390 ☑
    - injury NEC T17.308 ☑

- food (bone) (seed) T17.328
- gastric contents (vomitus) T17.318
- specified type NEC T17.398

lens — *see* Foreign body, intraocular
ocular muscle S05.4
- old, retained — *see* Foreign body, orbit, old

old or residual
- soft tissue (residual) M79.5

operation wound, left accidentally — *see* Foreign body, accidentally left during a procedure
orbit S05.4
- old, retained H05.5

pharynx T17.208
- causing
  - asphyxiation T17.200
    - food (bone) (seed) T17.220
    - gastric contents (vomitus) T17.210
    - specified type NEC T17.290
  - injury NEC T17.208
    - food (bone) (seed) T17.228
    - gastric contents (vomitus) T17.218
    - specified type NEC T17.298

respiratory tract T17.908
- bronchioles — *see* Foreign body, respiratory tract, specified site NEC
- bronchus — *see* Foreign body, bronchus
- causing
  - asphyxiation T17.900
    - food (bone) (seed) T17.920
    - gastric contents (vomitus) T17.910
    - specified type NEC T17.990
  - injury NEC T17.908
    - food (bone) (seed) T17.928
    - gastric contents (vomitus) T17.918
    - specified type NEC T17.998
- larynx — *see* Foreign body, larynx
- lung — *see* Foreign body, respiratory tract, specified site NEC
- multiple parts — *see* Foreign body, respiratory tract, specified site NEC
- nasal sinus T17.0
- nasopharynx — *see* Foreign body, pharynx
- nose T17.1
- nostril T17.1
- pharynx — *see* Foreign body, pharynx
- specified site NEC T17.808

- causing
  - asphyxiation T17.800 ☑
    - food (bone) (seed) T17.820 ☑
    - gastric contents (vomitus) T17.810 ☑
    - specified type NEC T17.890 ☑
  - injury NEC T17.808 ☑
    - food (bone) (seed) T17.828 ☑
    - gastric contents (vomitus) T17.818 ☑
    - specified type NEC T17.898 ☑
- throat — *see* Foreign body, pharynx
- trachea — *see* Foreign body, trachea

retained (old) (nonmagnetic) (in)
- anterior chamber (eye) — *see* Foreign body, intraocular, old, retained, anterior chamber
  - magnetic — *see* Foreign body, intraocular, old, retained, magnetic, anterior chamber
- ciliary body — *see* Foreign body, intraocular, old, retained, ciliary body
  - magnetic — *see* Foreign body, intraocular, old, retained, magnetic, ciliary body
- eyelid H02.819
  - left H02.816
    - lower H02.815
    - upper H02.814
  - right H02.813
    - lower H02.812
    - upper H02.811
- fragments — *see* Retained, foreign body fragments (type of)
- globe — *see* Foreign body, intraocular, old, retained
  - magnetic — *see* Foreign body, intraocular, old, retained, magnetic
- intraocular — *see* Foreign body, intraocular, old, retained
  - magnetic — *see* Foreign body, intraocular, old, retained, magnetic
- iris — *see* Foreign body, intraocular, old, retained, iris
  - magnetic — *see* Foreign body, intraocular, old, retained, magnetic, iris
- lens — *see* Foreign body, intraocular, old, retained, lens
  - magnetic — *see* Foreign body, intraocular, old, retained, magnetic, lens
- muscle — *see* Foreign body, retained, soft tissue
- orbit — *see* Foreign body, orbit, old
- posterior wall of globe — *see* Foreign body, intraocular, old, retained, posterior wall
  - magnetic — *see* Foreign body, intraocular, old, retained, magnetic, posterior wall

- retrobulbar — *see* Foreign body, orbit, old, retrobulbar
- soft tissue M79.5
- vitreous — *see* Foreign body, intraocular, old, retained, vitreous body
  - magnetic — *see* Foreign body, intraocular, old, retained, magnetic, vitreous body
- retina S05.5 ☑
- sensation — *see* Sensation, foreign body
- superficial, without open wound
  - abdomen, abdominal (wall) S30.851 ☑
  - alveolar process S00.552 ☑
  - ankle S90.55 ☑
  - antecubital space — *see* Foreign body, superficial, forearm
  - anus S30.857 ☑
  - arm (upper) S40.85 ☑
  - auditory canal — *see* Foreign body, superficial, ear
  - auricle — *see* Foreign body, superficial, ear
  - axilla — *see* Foreign body, superficial, arm
  - back, lower S30.850 ☑
  - breast S20.15 ☑
  - brow S00.85 ☑
  - buttock S30.850 ☑
  - calf — *see* Foreign body, superficial, leg
  - canthus — *see* Foreign body, superficial, eyelid
  - cheek S00.85 ☑
    - internal S00.552 ☑
  - chest wall — *see* Foreign body, superficial, thorax
  - chin S00.85 ☑
  - clitoris S30.854 ☑
  - costal region — *see* Foreign body, superficial, thorax
  - digit(s)
    - hand — *see* Foreign body, superficial, finger
    - foot — *see* Foreign body, superficial, toe

- ear S00.45
- elbow S50.35
- epididymis S30.853
- epigastric region S30.851
- epiglottis S10.15
- esophagus, cervical S10.15
- eyebrow — *see* Foreign body, superficial, eyelid
- eyelid S00.25
- face S00.85
- finger(s) S60.459
  - index S60.45
  - little S60.45
  - middle S60.45
  - ring S60.45
- flank S30.85A
- foot (except toe(s) alone) S90.85
  - toe — *see* Foreign body, superficial, toe
- forearm S50.85
  - elbow only — *see* Foreign body, superficial, elbow
- forehead S00.85
- genital organs, external
  - female S30.856
  - male S30.855
- groin S30.851
- gum S00.552
- hand S60.55
- head S00.95
  - ear — *see* Foreign body, superficial, ear
  - eyelid — *see* Foreign body, superficial, eyelid
  - lip S00.551
  - nose S00.35
  - oral cavity S00.552
  - scalp S00.05
  - specified site NEC S00.85

- heel — *see* Foreign body, superficial, foot
- hip S70.25
- inguinal region S30.851
- interscapular region S20.459
- jaw S00.85
- knee S80.25
- labium (majus) (minus) S30.854
- larynx S10.15
- leg (lower) S80.85
  - knee — *see* Foreign body, superficial, knee
  - upper — *see* Foreign body, superficial, thigh
- lip S00.551
- lower back S30.850
- lumbar region S30.850
- malar region S00.85
- mammary — *see* Foreign body, superficial, breast
- mastoid region S00.85
- mouth S00.552
- nail
  - finger — *see* Foreign body, superficial, finger
  - toe — *see* Foreign body, superficial, toe
- nape S10.85
- nasal S00.35
- neck S10.95
  - specified site NEC S10.85
  - throat S10.15
- nose S00.35
- occipital region S00.05
- oral cavity S00.552
- orbital region — *see* Foreign body, superficial, eyelid
- palate S00.552
- palm — *see* Foreign body, superficial, hand
- parietal region S00.05
- pelvis S30.850
- penis S30.852
- perineum

- female S30.854
- male S30.850

periocular area — *see* Foreign body, superficial, eyelid
phalanges
- finger — *see* Foreign body, superficial, finger
- toe — *see* Foreign body, superficial, toe

pharynx S10.15
pinna — *see* Foreign body, superficial, ear
popliteal space — *see* Foreign body, superficial, knee
prepuce S30.852
pubic region S30.850
pudendum
- female S30.856
- male S30.855

sacral region S30.850
scalp S00.05
scapular region — *see* Foreign body, superficial, shoulder
scrotum S30.853
shin — *see* Foreign body, superficial, leg
shoulder S40.25
sternal region S20.359
submaxillary region S00.85
submental region S00.85
subungual
- finger(s) — *see* Foreign body, superficial, finger
- toe(s) — *see* Foreign body, superficial, toe

supraclavicular fossa S10.85
supraorbital S00.85
temple S00.85
temporal region S00.85
testis S30.853
thigh S70.35
thorax, thoracic (wall) S20.95
- back S20.45
- front S20.35

- throat S10.15
- thumb S60.35
- toe(s) (lesser) S90.456
  - great S90.45
- tongue S00.552
- trachea S10.15
- tunica vaginalis S30.853
- tympanum, tympanic membrane — *see* Foreign body, superficial, ear
- uvula S00.552
- vagina S30.854
- vocal cords S10.15
- vulva S30.854
- wrist S60.85

- swallowed T18.9
- trachea T17.408
  - causing
    - asphyxiation T17.400
      - food (bone) (seed) T17.420
      - gastric contents (vomitus) T17.410
      - specified type NEC T17.490
    - injury NEC T17.408
      - food (bone) (seed) T17.428
      - gastric contents (vomitus) T17.418
      - specified type NEC T17.498
- type of fragment — *see* Retained, foreign body fragments (type of)
- vitreous (humor) S05.5

- Forestier's disease (rhizomelic pseudopolyarthritis) M35.3
  - meaning ankylosing hyperostosis — *see* Hyperostosis, ankylosing
- Formation
  - hyalin in cornea — *see* Degeneration, cornea
  - sequestrum in bone (due to infection) — *see* Osteomyelitis, chronic
  - valve
    - colon, congenital Q43.8
    - ureter (congenital) Q62.39

- Formication R20.2
- Fort Bragg fever A27.89
- Fossa (*see also* condition)
  - pyriform — *see* condition
- Foster-Kennedy syndrome H47.14 ☑
- Fothergill's
  - disease (trigeminal neuralgia) (*see also* Neuralgia, trigeminal)
    - scarlatina anginosa A38.9
- Foul breath R19.6
- Foundling Z76.1
- Fournier disease or gangrene N49.3
  - female N76.82
  - vagina and vulva N76.82
- Fourth
  - cranial nerve — *see* condition
  - molar K00.1
- Foville's (peduncular) disease or syndrome G46.3
- Fox (-Fordyce) disease (apocrine miliaria) L75.2
- FPIES (food protein-induced enterocolitis syndrome) K52.21
- Fracture, burst — *see* Fracture, traumatic, by site
- Fracture, chronic — *see* Fracture, pathological, by site
- Fracture, insufficiency — *see* Fracture, pathological, by site
- Fracture, nontraumatic, NEC
  - atypical
    - femur M84.750 ☑
      - complete
        - oblique M84.759 ☑
          - left side M84.758 ☑
          - right side M84.757 ☑
        - transverse M84.756 ☑
          - left side M84.755 ☑
          - right side M84.754 ☑
      - incomplete M84.753 ☑
        - left side M84.752 ☑
        - right side M84.751 ☑
- Fracture, pathological (pathologic) (*see also* Fracture, traumatic M84.40 ☑)

- ankle M84.47
- carpus M84.44
- clavicle M84.41
- compression (not due to trauma) (*see also* Collapse, vertebra) M48.50
- dental implant M27.63
- dental restorative material K08.539
  - with loss of material K08.531
  - without loss of material K08.530
- due to
  - neoplastic disease NEC (*see also* Neoplasm) M84.50
    - ankle M84.57
    - carpus M84.54
    - clavicle M84.51
    - femur M84.55
    - fibula M84.56
    - finger M84.54
    - hip M84.559
    - humerus M84.52
    - ilium M84.550
    - ischium M84.550
    - metacarpus M84.54
    - metatarsus M84.57
    - neck M84.58
    - pelvis M84.550
    - radius M84.53
    - rib M84.58
    - scapula M84.51
    - skull M84.58
    - specified site NEC M84.58
    - tarsus M84.57
    - tibia M84.56
    - toe M84.57
    - ulna M84.53
    - vertebra M84.58
  - osteoporosis M80.00

disuse — *see* Osteoporosis, specified type NEC, with pathological fracture
drug-induced — *see* Osteoporosis, drug induced, with pathological fracture
idiopathic — *see* Osteoporosis, specified type NEC, with pathological fracture
postmenopausal — *see* Osteoporosis, postmenopausal, with pathological fracture
postoophorectomy — *see* Osteoporosis, postoophorectomy, with pathological fracture
postsurgical malabsorption — *see* Osteoporosis, specified type NEC, with pathological fracture
specified cause NEC — *see* Osteoporosis, specified type NEC, with pathological fracture

specified disease NEC M84.60 ☑
ankle M84.67 ☑
carpus M84.64 ☑
clavicle M84.61 ☑
femur M84.65 ☑
fibula M84.66 ☑
finger M84.64 ☑
hip M84.65 ☑
humerus M84.62 ☑
ilium M84.650 ☑
ischium M84.650 ☑
metacarpus M84.64 ☑
metatarsus M84.67 ☑
neck M84.68 ☑
radius M84.63 ☑
rib M84.68 ☑
scapula M84.61 ☑
skull M84.68 ☑
tarsus M84.67 ☑
tibia M84.66 ☑
toe M84.67 ☑
ulna M84.63 ☑
vertebra M84.68 ☑

- femur M84.45
- fibula M84.46
- finger M84.44
- hip M84.459
- humerus M84.42
- ilium M84.454
- ischium M84.454
- joint prosthesis — *see* Complications, joint prosthesis, mechanical, breakdown, by site
  - periprosthetic — *see* Fracture, pathological, periprosthetic
- metacarpus M84.44
- metatarsus M84.47
- neck M84.48
- pelvis M84.454
- periprosthetic M97.9
  - ankle M97.2
  - elbow M97.4
  - finger M97.8
  - hip M97.0
  - knee M97.1
  - other specified joint M97.8
  - shoulder M97.3
  - spinal joint M97.8
  - toe joint M97.8
  - wrist joint M97.8
- radius M84.43
- restorative material (dental) K08.539
  - with loss of material K08.531
  - without loss of material K08.530
- rib M84.48
- scapula M84.41
- skull M84.48
- tarsus M84.47
- tibia M84.46
- toe M84.47
- ulna M84.43
- vertebra M84.48

- Fracture, traumatic (abduction) (adduction) (separation) (*see also* Fracture, pathological) T14.8
  - acetabulum S32.40
    - column
      - anterior (displaced) (iliopubic) S32.43
        - nondisplaced S32.436
      - posterior (displaced) (ilioischial) S32.443
        - nondisplaced S32.44
    - dome (displaced) S32.48
      - nondisplaced S32.48
    - specified NEC S32.49
    - transverse (displaced) S32.45
      - with associated posterior wall fracture (displaced) S32.46
        - nondisplaced S32.46
      - nondisplaced S32.45
    - wall
      - anterior (displaced) S32.41
        - nondisplaced S32.41
      - medial (displaced) S32.47
        - nondisplaced S32.47
      - posterior (displaced) S32.42
        - with associated transverse fracture (displaced) S32.46
          - nondisplaced S32.46
        - nondisplaced S32.42
  - acromion — *see* Fracture, scapula, acromial process
  - ankle S82.899
    - bimalleolar (displaced) S82.84
      - nondisplaced S82.84
    - lateral malleolus only (displaced) S82.6
      - nondisplaced S82.6
    - medial malleolus (displaced) S82.5
      - associated with Maisonneuve's fracture — *see* Fracture, Maisonneuve's
      - nondisplaced S82.5
    - talus — *see* Fracture, tarsal, talus
    - trimalleolar (displaced) S82.85
      - nondisplaced S82.85

- arm (upper) (*see also* Fracture, humerus, shaft)
  - humerus — *see* Fracture, humerus
  - radius — *see* Fracture, radius
  - ulna — *see* Fracture, ulna
- associated with chest compression and cardiopulmonary resuscitation M96.A9
- astragalus — *see* Fracture, tarsal, talus
- atlas — *see* Fracture, neck, cervical vertebra, first
- axis — *see* Fracture, neck, cervical vertebra, second
- back — *see* Fracture, vertebra
- Barton's — *see* Barton's fracture
- base of skull — *see* Fracture, skull, base
- basicervical (basal) (femoral) S72.04 ☑
- Bennett's — *see* Bennett's fracture
- bimalleolar — *see* Fracture, ankle, bimalleolar
- blow-out S02.3 ☑
- bone NEC T14.8 ☑
  - birth injury P13.9
  - following insertion of orthopedic implant, joint prosthesis or bone plate — *see* Fracture, following insertion of orthopedic implant, joint prosthesis or bone plate
  - in (due to) neoplastic disease NEC — *see* Fracture, pathological, due to, neoplastic disease
  - pathological (cause unknown) — *see* Fracture, pathological
- breast bone — *see* Fracture, sternum
- bucket handle (semilunar cartilage) — *see* Tear, meniscus
- buckle — *see* Fracture, by site, torus
- burst — *see* Fracture, traumatic, by site
- calcaneus — *see* Fracture, tarsal, calcaneus
- carpal bone(s) S62.10 ☑
  - capitate (displaced) S62.13 ☑
    - nondisplaced S62.13 ☑
  - cuneiform — *see* Fracture, carpal bone, triquetrum
  - hamate (body) (displaced) S62.143 ☑
    - hook process (displaced) S62.15 ☑
      - nondisplaced S62.15 ☑
    - nondisplaced S62.14 ☑
  - larger multangular — *see* Fracture, carpal bones, trapezium
  - lunate (displaced) S62.12 ☑
    - nondisplaced S62.12 ☑

- navicular S62.00
  - distal pole (displaced) S62.01
    - nondisplaced S62.01
  - middle third (displaced) S62.02
    - nondisplaced S62.02
  - proximal third (displaced) S62.03
    - nondisplaced S62.03
  - volar tuberosity — *see* Fracture, carpal bones, navicular, distal pole
- os magnum — *see* Fracture, carpal bones, capitate
- pisiform (displaced) S62.16
  - nondisplaced S62.16
- semilunar — *see* Fracture, carpal bones, lunate
- smaller multangular — *see* Fracture, carpal bones, trapezoid
- trapezium (displaced) S62.17
  - nondisplaced S62.17
- trapezoid (displaced) S62.18
  - nondisplaced S62.18
- triquetrum (displaced) S62.11
  - nondisplaced S62.11
- unciform — *see* Fracture, carpal bones, hamate

cervical — *see* Fracture, vertebra, cervical

clavicle S42.00
- acromial end (displaced) S42.03
  - nondisplaced S42.03
- birth injury P13.4
- lateral end — *see* Fracture, clavicle, acromial end
- shaft (displaced) S42.02
  - nondisplaced S42.02
- sternal end (anterior) (displaced) S42.01
  - nondisplaced S42.01
  - posterior S42.01

- coccyx S32.2
- collapsed — *see* Collapse, vertebra
- collar bone — *see* Fracture, clavicle
- Colles' — *see* Colles' fracture
- coronoid process — *see* Fracture, ulna, upper end, coronoid process
- corpus cavernosum penis S39.840
- costochondral cartilage S23.41
- costochondral, costosternal junction — *see* Fracture, rib
- cranium — *see* Fracture, skull
- cricoid cartilage S12.8
- cuboid (ankle) — *see* Fracture, tarsal, cuboid
- cuneiform
  - foot — *see* Fracture, tarsal, cuneiform
  - wrist — *see* Fracture, carpal, triquetrum
- delayed union — *see* Delay, union, fracture
- dental restorative material K08.539
  - with loss of material K08.531
  - without loss of material K08.530
- due to
  - birth injury — *see* Birth, injury, fracture
  - osteoporosis — *see* Osteoporosis, with fracture
- Dupuytren's — *see* Fracture, ankle, lateral malleolus
- elbow S42.40
- ethmoid (bone) (sinus) — *see* Fracture, skull, base
- face bone S02.92
- fatigue (*see also* Fracture, stress)
  - vertebra M48.40
    - cervical region M48.42
    - cervicothoracic region M48.43
    - lumbar region M48.46
    - lumbosacral region M48.47
    - occipito-atlanto-axial region M48.41
    - sacrococcygeal region M48.48
    - thoracic region M48.44
    - thoracolumbar region M48.45
- femur, femoral S72.9

- femur, femoral S72.9
  - basicervical (basal) S72.04
  - birth injury P13.2
  - capital epiphyseal S79.01
  - condyles, epicondyles — *see* Fracture, femur, lower end
  - distal end — *see* Fracture, femur, lower end
  - epiphysis
    - head — *see* Fracture, femur, upper end, epiphysis
    - lower — *see* Fracture, femur, lower end, epiphysis
    - upper — *see* Fracture, femur, upper end, epiphysis
  - following insertion of implant, prosthesis or plate M96.66
  - head — *see* Fracture, femur, upper end, head
  - intertrochanteric — *see* Fracture, femur, trochanteric
  - intratrochanteric — *see* Fracture, femur, trochanteric
  - lower end S72.40
    - condyle (displaced) S72.41
      - lateral (displaced) S72.42
        - nondisplaced S72.42
      - medial (displaced) S72.43
        - nondisplaced S72.43
      - nondisplaced S72.41
    - epiphysis (displaced) S72.44
      - nondisplaced S72.44
    - physeal S79.10
      - Salter-Harris
        - Type I S79.11
        - Type II S79.12
        - Type III S79.13
        - Type IV S79.14
      - specified NEC S79.19
    - specified NEC S72.49
    - supracondylar (displaced) S72.45
      - with intracondylar extension (displaced) S72.46
        - nondisplaced S72.46
      - nondisplaced S72.45
    - torus S72.47

- neck — *see* Fracture, femur, upper end, neck
- pertrochanteric — *see* Fracture, femur, trochanteric
- shaft (lower third) (middle third) (upper third) S72.30
  - comminuted (displaced) S72.35
    - nondisplaced S72.35
  - oblique (displaced) S72.33
    - nondisplaced S72.33
  - segmental (displaced) S72.36
    - nondisplaced S72.36
  - specified NEC S72.39
  - spiral (displaced) S72.34
    - nondisplaced S72.34
  - transverse (displaced) S72.32
    - nondisplaced S72.32
- specified site NEC — *see* subcategory S72.8
- subcapital (displaced) S72.01
- subtrochanteric (region) (section) (displaced) S72.2
  - nondisplaced S72.2
- transcervical — *see* Fracture, femur, midcervical
- transtrochanteric — *see* Fracture, femur, trochanteric
- trochanteric S72.10
  - apophyseal (displaced) S72.13
    - nondisplaced S72.13
  - greater trochanter (displaced) S72.11
    - nondisplaced S72.11
  - intertrochanteric (displaced) S72.14
    - nondisplaced S72.14
  - lesser trochanter (displaced) S72.12
    - nondisplaced S72.12
- upper end S72.00
  - apophyseal (displaced) S72.13
    - nondisplaced S72.13
  - cervicotrochanteric — *see* Fracture, femur, upper end, neck, base
  - epiphysis (displaced) S72.02
    - nondisplaced S72.02
  - head S72.05

- articular (displaced) S72.06
  - nondisplaced S72.06
- specified NEC S72.09
- intertrochanteric (displaced) S72.14
  - nondisplaced S72.14
- intracapsular S72.01
- midcervical (displaced) S72.03
  - nondisplaced S72.03
- neck S72.00
  - base (displaced) S72.04
    - nondisplaced S72.04
  - specified NEC S72.09
- pertrochanteric — *see* Fracture, femur, upper end, trochanteric
- physeal S79.00
  - Salter-Harris type I S79.01
  - specified NEC S79.09
- subcapital (displaced) S72.01
- subtrochanteric (displaced) S72.2
  - nondisplaced S72.2
- transcervical — *see* Fracture, femur, upper end, midcervical
- trochanteric S72.10
  - greater (displaced) S72.11
    - nondisplaced S72.11
  - lesser (displaced) S72.12
    - nondisplaced S72.12

fibula (shaft) (styloid) S82.40
- comminuted (displaced) S82.45
  - nondisplaced S82.45
- following insertion of implant, prosthesis or plate M96.67
- involving ankle or malleolus — *see* Fracture, fibula, lateral malleolus
- lateral malleolus (displaced) S82.6
  - nondisplaced S82.6
- lower end
  - physeal S89.30
    - Salter-Harris

- Type I S89.31
- Type II S89.32
- specified NEC S89.39
- specified NEC S82.83
- torus S82.82
- oblique (displaced) S82.43
  - nondisplaced S82.43
- segmental (displaced) S82.46
  - nondisplaced S82.46
- specified NEC S82.49
- spiral (displaced) S82.44
  - nondisplaced S82.44
- transverse (displaced) S82.42
  - nondisplaced S82.42
- upper end
  - physeal S89.20
    - Salter-Harris
      - Type I S89.21
      - Type II S89.22
    - specified NEC S89.29
  - specified NEC S82.83
  - torus S82.81

finger (except thumb) S62.60

- distal phalanx (displaced) S62.63
  - nondisplaced S62.66
- index S62.60
  - distal phalanx (displaced) S62.63
    - nondisplaced S62.66
  - middle phalanx (displaced) S62.62
    - nondisplaced S62.65
  - proximal phalanx (displaced) S62.61
    - nondisplaced S62.64
- little S62.60
  - distal phalanx (displaced) S62.63
    - nondisplaced S62.66
  - middle phalanx (displaced) S62.62

- nondisplaced S62.65
- proximal phalanx (displaced) S62.61
  - nondisplaced S62.64
- middle phalanx (displaced) S62.62
  - nondisplaced S62.65
- middle S62.60
  - distal phalanx (displaced) S62.63
    - nondisplaced S62.66
  - middle phalanx (displaced) S62.62
    - nondisplaced S62.65
  - proximal phalanx (displaced) S62.61
    - nondisplaced S62.64
- proximal phalanx (displaced) S62.61
  - nondisplaced S62.64
- ring S62.60
  - distal phalanx (displaced) S62.63
    - nondisplaced S62.66
  - middle phalanx (displaced) S62.62
    - nondisplaced S62.65
  - proximal phalanx (displaced) S62.61
    - nondisplaced S62.64
- thumb — *see* Fracture, thumb

following insertion (intraoperative) (postoperative) of orthopedic implant, joint prosthesis or bone plate M96.69
- femur M96.66
- fibula M96.67
- humerus M96.62
- pelvis M96.65
- radius M96.63
- specified bone NEC M96.69
- tibia M96.67
- ulna M96.63

foot S92.90
- astragalus — *see* Fracture, tarsal, talus
- calcaneus — *see* Fracture, tarsal, calcaneus
- cuboid — *see* Fracture, tarsal, cuboid
- cuneiform — *see* Fracture, tarsal, cuneiform
- metatarsal — *see* Fracture, metatarsal
- navicular — *see* Fracture, tarsal, navicular

- sesamoid S92.81
- specified NEC S92.81
- talus — *see* Fracture, tarsal, talus
- tarsal — *see* Fracture, tarsal
- toe — *see* Fracture, toe

forearm S52.9
- radius — *see* Fracture, radius
- ulna — *see* Fracture, ulna

fossa (anterior) (middle) (posterior) S02.19
fragility — *see* Fracture, pathological, due to osteoporosis
frontal (bone) (skull) S02.0
- sinus S02.19

glenoid (cavity) (scapula) — *see* Fracture, scapula, glenoid cavity
greenstick — *see* Fracture, by site
hallux — *see* Fracture, toe, great
hand S62.9
- carpal — *see* Fracture, carpal bone
- finger (except thumb) — *see* Fracture, finger
- metacarpal — *see* Fracture, metacarpal
- navicular (scaphoid) (hand) — *see* Fracture, carpal bone, navicular
- thumb — *see* Fracture, thumb

healed or old
- with complications - code by Nature of the complication

heel bone — *see* Fracture, tarsal, calcaneus
Hill-Sachs S42.29
hip — *see* Fracture, femur, neck
humerus S42.30
- anatomical neck — *see* Fracture, humerus, upper end
- articular process — *see* Fracture, humerus, lower end
- capitellum — *see* Fracture, humerus, lower end, condyle, lateral
- distal end — *see* Fracture, humerus, lower end
- epiphysis
  - lower — *see* Fracture, humerus, lower end, physeal
  - upper — *see* Fracture, humerus, upper end, physeal

- external condyle — *see* Fracture, humerus, lower end, condyle, lateral
- following insertion of implant, prosthesis or plate M96.62
- great tuberosity — *see* Fracture, humerus, upper end, greater tuberosity
- intercondylar — *see* Fracture, humerus, lower end
- internal epicondyle — *see* Fracture, humerus, lower end, epicondyle, medial
- lesser tuberosity — *see* Fracture, humerus, upper end, lesser tuberosity
- lower end S42.40
  - condyle
    - lateral (displaced) S42.45
      - nondisplaced S42.45
    - medial (displaced) S42.46
      - nondisplaced S42.46
  - epicondyle
    - lateral (displaced) S42.43
      - nondisplaced S42.43
    - medial (displaced) S42.44
      - incarcerated S42.44
      - nondisplaced S42.44
  - physeal S49.10
    - Salter-Harris
      - Type I S49.11
      - Type II S49.12
      - Type III S49.13
      - Type IV S49.14
    - specified NEC S49.19
  - specified NEC (displaced) S42.49
    - nondisplaced S42.49
  - supracondylar (simple) (displaced) S42.41
    - with intercondylar fracture — *see* Fracture, humerus, lower end
    - comminuted (displaced) S42.42
      - nondisplaced S42.42
    - nondisplaced S42.41
  - torus S42.48
  - transcondylar (displaced) S42.47
    - nondisplaced S42.47
- proximal end — *see* Fracture, humerus, upper end
- shaft S42.30

- comminuted (displaced) S42.35
  - nondisplaced S42.35
- greenstick S42.31
- oblique (displaced) S42.33
  - nondisplaced S42.33
- segmental (displaced) S42.36
  - nondisplaced S42.36
- specified NEC S42.39
- spiral (displaced) S42.34
  - nondisplaced S42.34
- transverse (displaced) S42.32
  - nondisplaced S42.32

supracondylar — *see* Fracture, humerus, lower end
surgical neck — *see* Fracture, humerus, upper end, surgical neck
trochlea — *see* Fracture, humerus, lower end, condyle, medial
tuberosity — *see* Fracture, humerus, upper end
upper end S42.20

- anatomical neck — *see* Fracture, humerus, upper end, specified NEC
- articular head — *see* Fracture, humerus, upper end, specified NEC
- epiphysis — *see* Fracture, humerus, upper end, physeal
- greater tuberosity (displaced) S42.25
  - nondisplaced S42.25
- lesser tuberosity (displaced) S42.26
  - nondisplaced S42.26
- physeal S49.00
  - Salter-Harris
    - Type I S49.01
    - Type II S49.02
    - Type III S49.03
    - Type IV S49.04
  - specified NEC S49.09
- specified NEC (displaced) S42.29
  - nondisplaced S42.29
- surgical neck (displaced) S42.21
  - four-part S42.24
  - nondisplaced S42.21
  - three-part S42.23
  - two-part (displaced) S42.22

- nondisplaced S42.22
- torus S42.27
- transepiphyseal — *see* Fracture, humerus, upper end, physeal
- hyoid bone S12.8
- ilium S32.30
  - with disruption of pelvic ring — *see* Disruption, pelvic ring
  - avulsion (displaced) S32.31
    - nondisplaced S32.31
  - specified NEC S32.39
- impaction, impacted - code as Fracture, by site
- innominate bone — *see* Fracture, ilium
- instep — *see* Fracture, foot
- ischium S32.60
  - with disruption of pelvic ring — *see* Disruption, pelvic ring
  - avulsion (displaced) S32.61
    - nondisplaced S32.61
  - specified NEC S32.69
- jaw (bone) (lower) — *see* Fracture, mandible
  - upper — *see* Fracture, maxilla
- joint prosthesis — *see* Complications, joint prosthesis, mechanical, breakdown, by site
  - periprosthetic — *see* Fracture, traumatic, periprosthetic
- knee cap — *see* Fracture, patella
- larynx S12.8
- late effects — *see* Sequelae, fracture
- leg (lower) S82.9
  - ankle — *see* Fracture, ankle
  - femur — *see* Fracture, femur
  - fibula — *see* Fracture, fibula
  - malleolus — *see* Fracture, ankle
  - patella — *see* Fracture, patella
  - specified site NEC S82.89
  - tibia — *see* Fracture, tibia
- lumbar spine — *see* Fracture, vertebra, lumbar
- lumbosacral spine S32.9
- Maisonneuve's (displaced) S82.86
  - nondisplaced S82.86
- malar bone (*see also* Fracture, maxilla) S02.400

- left side S02.40B
- right side S02.40A
- malleolus — *see* Fracture, ankle
- malunion — *see* Fracture, by site
- mandible (lower jaw (bone)) S02.609
  - alveolus S02.67
  - angle (of jaw) S02.65
  - body, unspecified S02.600
    - left side S02.602
    - right side S02.601
  - condylar process S02.61
  - coronoid process S02.63
  - ramus, unspecified S02.64
  - specified site NEC S02.69
  - subcondylar process S02.62
  - symphysis S02.66
- manubrium (sterni) S22.21
  - dissociation from sternum S22.23
- march — *see* Fracture, traumatic, stress, by site
- maxilla, maxillary (bone) (sinus) (superior) (upper jaw) S02.401
  - alveolus S02.42
  - inferior — *see* Fracture, mandible
  - LeFort I S02.411
  - LeFort II S02.412
  - LeFort III S02.413
  - left side S02.40D
  - right side S02.40C
- metacarpal S62.309
  - base (displaced) S62.319
    - nondisplaced S62.349
  - fifth S62.30
    - base (displaced) S62.31
      - nondisplaced S62.34
    - neck (displaced) S62.33
      - nondisplaced S62.36
    - shaft (displaced) S62.32

- nondisplaced S62.35
- specified NEC S62.398
- first S62.20
  - base NEC (displaced) S62.23
    - nondisplaced S62.23
  - Bennett's — *see* Bennett's fracture
  - neck (displaced) S62.25
    - nondisplaced S62.25
  - shaft (displaced) S62.24
    - nondisplaced S62.24
  - specified NEC S62.29
- fourth S62.30
  - base (displaced) S62.31
    - nondisplaced S62.34
  - neck (displaced) S62.33
    - nondisplaced S62.36
  - shaft (displaced) S62.32
    - nondisplaced S62.35
  - specified NEC S62.39
- neck (displaced) S62.33
  - nondisplaced S62.36
- Rolando's — *see* Rolando's fracture
- second S62.30
  - base (displaced) S62.31
    - nondisplaced S62.34
  - neck (displaced) S62.33
    - nondisplaced S62.36
  - shaft (displaced) S62.32
    - nondisplaced S62.35
  - specified NEC S62.39
- shaft (displaced) S62.32
  - nondisplaced S62.35
- third S62.30
  - base (displaced) S62.31
    - nondisplaced S62.34
  - neck (displaced) S62.33

- nondisplaced S62.36
- shaft (displaced) S62.32
  - nondisplaced S62.35
- specified NEC S62.39
- specified NEC S62.399

metaphyseal — *see* Fracture, traumatic, by site, shaft

metastatic — *see* Fracture, pathological, due to, neoplastic disease (*see also* Neoplasm)

metatarsal bone S92.30
- fifth (displaced) S92.35
  - nondisplaced S92.35
- first (displaced) S92.31
  - nondisplaced S92.31
- fourth (displaced) S92.34
  - nondisplaced S92.34
- physeal S99.10
  - Salter-Harris
    - Type I S99.11
    - Type II S99.12
    - Type III S99.13
    - Type IV S99.14
  - specified NEC S99.19
- second (displaced) S92.32
  - nondisplaced S92.32
- third (displaced) S92.33
  - nondisplaced S92.33

Monteggia's — *see* Monteggia's fracture

multiple
- hand (and wrist) NEC — *see* Fracture, by site
- ribs — *see* Fracture, rib, multiple

nasal (bone(s)) S02.2

navicular (scaphoid) (foot) (*see also* Fracture, tarsal, navicular)
- hand — *see* Fracture, carpal, navicular

neck S12.9
- cervical vertebra S12.9
  - fifth (displaced) S12.400
    - nondisplaced S12.401
    - specified type NEC (displaced) S12.490
      - nondisplaced S12.491

- first (displaced) S12.000
  - burst (stable) S12.01
    - unstable S12.02
  - lateral mass (displaced) S12.040
    - nondisplaced S12.041
  - nondisplaced S12.001
  - posterior arch (displaced) S12.030
    - nondisplaced S12.031
  - specified type NEC (displaced) S12.090
    - nondisplaced S12.091
- fourth (displaced) S12.300
  - nondisplaced S12.301
  - specified type NEC (displaced) S12.390
    - nondisplaced S12.391
- second (displaced) S12.100
  - nondisplaced S12.101
  - dens (anterior) (displaced) (type II) S12.110
    - nondisplaced S12.112
    - posterior S12.111
    - specified type NEC (displaced) S12.120
      - nondisplaced S12.121
  - specified type NEC (displaced) S12.190
    - nondisplaced S12.191
- seventh (displaced) S12.600
  - nondisplaced S12.601
  - specified type NEC (displaced) S12.690
    - nondisplaced S12.691
- sixth (displaced) S12.500
  - nondisplaced S12.501
  - specified type NEC (displaced) S12.590
    - nondisplaced S12.591
- third (displaced) S12.200
  - nondisplaced S12.201
  - specified type NEC (displaced) S12.290
    - nondisplaced S12.291

- hyoid bone S12.8
- larynx S12.8
- specified site NEC S12.8
- thyroid cartilage S12.8
- trachea S12.8

neoplastic NEC — *see* Fracture, pathological, due to, neoplastic disease
neural arch — *see* Fracture, vertebra
newborn — *see* Birth, injury, fracture
nontraumatic — *see* Fracture, pathological
nonunion — *see* Nonunion, fracture
nose, nasal (bone) (septum) S02.2
occiput — *see* Fracture, skull, base, occiput
odontoid process — *see* Fracture, neck, cervical vertebra, second
olecranon (process) (ulna) — *see* Fracture, ulna, upper end, olecranon process
orbit, orbital (bone) (region) S02.85

- floor (blow-out) S02.3
- roof S02.12
- wall S02.85
  - lateral S02.84
  - medial S02.83

os

- calcis — *see* Fracture, tarsal, calcaneus
- magnum — *see* Fracture, carpal, capitate
- pubis — *see* Fracture, pubis

palate S02.8
parietal bone (skull) S02.0
patella S82.00

- comminuted (displaced) S82.04
  - nondisplaced S82.04
- longitudinal (displaced) S82.02
  - nondisplaced S82.02
- osteochondral (displaced) S82.01
  - nondisplaced S82.01
- specified NEC S82.09
- transverse (displaced) S82.03
  - nondisplaced S82.03

- pedicle (of vertebral arch) — *see* Fracture, vertebra
- pelvis, pelvic (bone) S32.9
  - acetabulum — *see* Fracture, acetabulum
  - circle — *see* Disruption, pelvic ring
  - following insertion of implant, prosthesis or plate M96.65
  - ilium — *see* Fracture, ilium
  - ischium — *see* Fracture, ischium
  - multiple
    - with disruption of pelvic ring (circle) — *see* Disruption, pelvic ring
    - without disruption of pelvic ring (circle) S32.82
  - pubis — *see* Fracture, pubis
  - specified site NEC S32.89
  - sacrum — *see* Fracture, sacrum
- periprosthetic, around internal prosthetic joint M97.9
  - ankle M97.2
  - elbow M97.4
  - finger M97.8
  - hip M97.0
  - knee M97.1 -
  - shoulder M97.3
  - specified joint NEC M97.8
  - spine M97.8
  - toe M97.8
  - wrist M97.8
- phalanx
  - foot — *see* Fracture, toe
  - hand — *see* Fracture, finger
- pisiform — *see* Fracture, carpal, pisiform
- pond — *see* Fracture, skull
- prosthetic device, internal — *see* Complications, prosthetic device, by site, mechanical
- pubis S32.50
  - with disruption of pelvic ring — *see* Disruption, pelvic ring
  - specified site NEC S32.59
  - superior rim S32.51
- radius S52.9

- distal end — *see* Fracture, radius, lower end
- following insertion of implant, prosthesis or plate M96.63
- head — *see* Fracture, radius, upper end, head
- lower end S52.50
  - Barton's — *see* Barton's fracture
  - Colles' — *see* Colles' fracture
  - extraarticular NEC S52.55
  - intraarticular NEC S52.57
  - physeal S59.20
    - Salter-Harris
      - Type I S59.21
      - Type II S59.22
      - Type III S59.23
      - Type IV S59.24
    - specified NEC S59.29
  - Smith's — *see* Smith's fracture
  - specified NEC S52.59
  - styloid process (displaced) S52.51
    - nondisplaced S52.51
  - torus S52.52
- neck — *see* Fracture, radius, upper end
- proximal end — *see* Fracture, radius, upper end
- shaft S52.30
  - bent bone S52.38
  - comminuted (displaced) S52.35
    - nondisplaced S52.35
  - Galeazzi's — *see* Galeazzi's fracture
  - greenstick S52.31
  - oblique (displaced) S52.33
    - nondisplaced S52.33
  - segmental (displaced) S52.36
    - nondisplaced S52.36
  - specified NEC S52.39
  - spiral (displaced) S52.34
    - nondisplaced S52.34
  - transverse (displaced) S52.32
    - nondisplaced S52.32
- upper end S52.10

- head (displaced) S52.12
  - nondisplaced S52.12
- neck (displaced) S52.13
  - nondisplaced S52.13
- specified NEC S52.18
- physeal S59.10
  - Salter-Harris
    - Type I S59.11
    - Type II S59.12
    - Type III S59.13
    - Type IV S59.14
  - specified NEC S59.19
- torus S52.11

ramus
- inferior or superior, pubis — *see* Fracture, pubis
- mandible — *see* Fracture, mandible

restorative material (dental) K08.539
- with loss of material K08.531
- without loss of material K08.530

rib S22.3
- with flail chest — *see* Flail, chest
- associated with chest compression and cardiopulmonary resuscitation M96.A2
- multiple S22.4
  - with flail chest — *see* Flail, chest
  - associated with chest compression and cardiopulmonary resuscitation M96.A3

root, tooth — *see* Fracture, tooth

sacrum S32.10
- specified NEC S32.19
- Type
  - 1 S32.14
  - 2 S32.15
  - 3 S32.16
  - 4 S32.17
- Zone
  - I S32.119

displaced (minimally) S32.111
severely S32.112
nondisplaced S32.110
II S32.129
displaced (minimally) S32.121
severely S32.122
nondisplaced S32.120
III S32.139
displaced (minimally) S32.131
severely S32.132
nondisplaced S32.130
scaphoid (hand) (*see also* Fracture, carpal, navicular)
foot — *see* Fracture, tarsal, navicular
scapula S42.10
acromial process (displaced) S42.12
nondisplaced S42.12
body (displaced) S42.11
nondisplaced S42.11
coracoid process (displaced) S42.13
nondisplaced S42.13
glenoid cavity (displaced) S42.14
nondisplaced S42.14
neck (displaced) S42.15
nondisplaced S42.15
specified NEC S42.19
semilunar bone, wrist — *see* Fracture, carpal, lunate
sequelae — *see* Sequelae, fracture
sesamoid bone
foot S92.81
hand — *see* Fracture, carpal
other — *see* Fracture, traumatic, by site
shepherd's — *see* Fracture, tarsal, talus
shoulder (girdle) S42.9
blade — *see* Fracture, scapula
sinus (ethmoid) (frontal) S02.19
skull S02.91

- base S02.10
  - occiput S02.119
    - condyle S02.113
      - type I S02.110
        - left side S02.11B
        - right side S02.11A
      - type II S02.111
        - left side S02.11D
        - right side S02.11C
      - type III S02.112
        - left side S02.11F
        - right side S02.11E
      - specified NEC S02.118
        - left side S02.11H
        - right side S02.11G
    - specified NEC S02.19
  - birth injury P13.0
  - frontal bone S02.0
  - parietal bone S02.0
  - specified site NEC S02.8
  - temporal bone S02.19
  - vault S02.0
- Smith's — *see* Smith's fracture
- sphenoid (bone) (sinus) S02.19
- spine — *see* Fracture, vertebra
- spinous process — *see* Fracture, vertebra
- spontaneous (cause unknown) — *see* Fracture, pathological
- stave (of thumb) — *see* Fracture, metacarpal, first
- sternum S22.20
  - with flail chest — *see* Flail, chest
  - associated with chest compression and cardiopulmonary resuscitation M96.A1
  - body S22.22
  - manubrium S22.21
  - xiphoid (process) S22.24
    - associated with chest compression and cardiopulmonary resuscitation M96.A1
- stress M84.30

- ankle M84.37
- carpus M84.34
- clavicle M84.31
- femoral neck M84.359
- femur M84.35
- fibula M84.36
- finger M84.34
- hip M84.35
- humerus M84.32
- ilium M84.350
- ischium M84.350
- metacarpus M84.34
- metatarsus M84.37
- neck — *see* Fracture, fatigue, vertebra
- pelvis M84.350
- radius M84.33
- rib M84.38
- scapula M84.31
- skull M84.38
- tarsus M84.37
- tibia M84.36
- toe M84.37
- ulna M84.33
- vertebra — *see* Fracture, fatigue, vertebra

supracondylar, elbow — *see* Fracture, humerus, lower end, supracondylar
symphysis pubis — *see* Fracture, pubis
talus (ankle bone) — *see* Fracture, tarsal, talus
tarsal bone(s) S92.20

- astragalus — *see* Fracture, tarsal, talus
- calcaneus S92.00
  - anterior process (displaced) S92.02
    - nondisplaced S92.02
  - body (displaced) S92.01
    - nondisplaced S92.01
  - extraarticular NEC (displaced) S92.05
    - nondisplaced S92.05
  - intraarticular (displaced) S92.06

- nondisplaced S92.06
- physeal S99.00
  - Salter-Harris
    - Type I S99.01
    - Type II S99.02
    - Type III S99.03
    - Type IV S99.04
  - specified NEC S99.09
- tuberosity (displaced) S92.04
  - avulsion (displaced) S92.03
    - nondisplaced S92.03
  - nondisplaced S92.04
- cuboid (displaced) S92.21
  - nondisplaced S92.21
- cuneiform
  - intermediate (displaced) S92.23
    - nondisplaced S92.23
  - lateral (displaced) S92.22
    - nondisplaced S92.22
  - medial (displaced) S92.24
    - nondisplaced S92.24
- navicular (displaced) S92.25
  - nondisplaced S92.25
- scaphoid — *see* Fracture, tarsal, navicular
- talus S92.10
  - avulsion (displaced) S92.15
    - nondisplaced S92.15
  - body (displaced) S92.12
    - nondisplaced S92.12
  - dome (displaced) S92.14
    - nondisplaced S92.14
  - head (displaced) S92.12
    - nondisplaced S92.12
  - lateral process (displaced) S92.14
    - nondisplaced S92.14
  - neck (displaced) S92.11

- nondisplaced S92.11
- posterior process (displaced) S92.13
  - nondisplaced S92.13
- specified NEC S92.19

temporal bone (styloid) S02.19

thorax (bony) S22.9
- with flail chest — *see* Flail, chest
- rib S22.3
  - multiple S22.4
    - with flail chest — *see* Flail, chest
- sternum S22.20
  - body S22.22
  - manubrium S22.21
  - xiphoid process S22.24
    - associated with chest compression and cardiopulmonary resuscitation M96.A1
- vertebra (displaced) S22.009
  - burst (stable) S22.001
    - unstable S22.002
  - eighth S22.069
    - burst (stable) S22.061
      - unstable S22.062
    - specified type NEC S22.068
    - wedge compression S22.060
  - eleventh S22.089
    - burst (stable) S22.081
      - unstable S22.082
    - specified type NEC S22.088
    - wedge compression S22.080
  - fifth S22.059
    - burst (stable) S22.051
      - unstable S22.052
    - specified type NEC S22.058
    - wedge compression S22.050
  - first S22.019
    - burst (stable) S22.011
      - unstable S22.012
    - specified type NEC S22.018
    - wedge compression S22.010

- fourth S22.049
  - burst (stable) S22.041
    - unstable S22.042
  - specified type NEC S22.048
  - wedge compression S22.040
- ninth S22.079
  - burst (stable) S22.071
    - unstable S22.072
  - specified type NEC S22.078
  - wedge compression S22.070
- nondisplaced S22.001
- second S22.029
  - burst (stable) S22.021
    - unstable S22.022
  - specified type NEC S22.028
  - wedge compression S22.020
- seventh S22.069
  - burst (stable) S22.061
    - unstable S22.062
  - specified type NEC S22.068
  - wedge compression S22.060
- sixth S22.059
  - burst (stable) S22.051
    - unstable S22.052
  - specified type NEC S22.058
  - wedge compression S22.050
- specified type NEC S22.008
- tenth S22.079
  - burst (stable) S22.071
    - unstable S22.072
  - specified type NEC S22.078
  - wedge compression S22.070
- third S22.039
  - burst (stable) S22.031
    - unstable S22.032
  - specified type NEC S22.038
  - wedge compression S22.030
- twelfth S22.089

- burst (stable) S22.081
  - unstable S22.082
- specified type NEC S22.088
- wedge compression S22.080
- wedge compression S22.000

thumb S62.50
- distal phalanx (displaced) S62.52
  - nondisplaced S62.52
- proximal phalanx (displaced) S62.51
  - nondisplaced S62.51

thyroid cartilage S12.8

tibia (shaft) S82.20
- comminuted (displaced) S82.25
  - nondisplaced S82.25
- condyles — *see* Fracture, tibia, upper end
- distal end — *see* Fracture, tibia, lower end
- epiphysis
  - lower — *see* Fracture, tibia, lower end
  - upper — *see* Fracture, tibia, upper end
- following insertion of implant, prosthesis or plate M96.67
- head (involving knee joint) — *see* Fracture, tibia, upper end
- intercondyloid eminence — *see* Fracture, tibia, upper end
- involving ankle or malleolus — *see* Fracture, ankle, medial malleolus
- lower end S82.30
  - physeal S89.10
    - Salter-Harris
      - Type I S89.11
      - Type II S89.12
      - Type III S89.13
      - Type IV S89.14
    - specified NEC S89.19
  - pilon (displaced) S82.87
    - nondisplaced S82.87
  - specified NEC S82.39
  - torus S82.31

- malleolus — *see* Fracture, ankle, medial malleolus
- oblique (displaced) S82.23
  - nondisplaced S82.23
- pilon — *see* Fracture, tibia, lower end, pilon
- proximal end — *see* Fracture, tibia, upper end
- segmental (displaced) S82.26
  - nondisplaced S82.26
- specified NEC S82.29
- spine — *see* Fracture, tibia, upper end, spine
- spiral (displaced) S82.24
  - nondisplaced S82.24
- transverse (displaced) S82.22
  - nondisplaced S82.22
- tuberosity — *see* Fracture, tibia, upper end, tuberosity
- upper end S82.10
  - bicondylar (displaced) S82.14
    - nondisplaced S82.14
  - lateral condyle (displaced) S82.12
    - nondisplaced S82.12
  - medial condyle (displaced) S82.13
    - nondisplaced S82.13
  - physeal S89.00
    - Salter-Harris
      - Type I S89.01
      - Type II S89.02
      - Type III S89.03
      - Type IV S89.04
    - specified NEC S89.09
  - plateau — *see* Fracture, tibia, upper end, bicondylar
  - spine (displaced) S82.11
    - nondisplaced S82.11
  - torus S82.16
  - specified NEC S82.19
  - tuberosity (displaced) S82.15
    - nondisplaced S82.15
- toe S92.91

- great (displaced) S92.40
  - distal phalanx (displaced) S92.42
    - nondisplaced S92.42
  - nondisplaced S92.40
  - proximal phalanx (displaced) S92.41
    - nondisplaced S92.41
  - specified NEC S92.49
- lesser (displaced) S92.50
  - distal phalanx (displaced) S92.53
    - nondisplaced S92.53
  - middle phalanx (displaced) S92.52
    - nondisplaced S92.52
  - nondisplaced S92.50
  - proximal phalanx (displaced) S92.51
    - nondisplaced S92.51
  - specified NEC S92.59
- physeal
  - phalanx S99.20
    - Salter-Harris
      - Type I S99.21
      - Type II S99.22
      - Type III S99.23
      - Type IV S99.24
    - specified NEC S99.29

tooth (root) S02.5
trachea (cartilage) S12.8
transverse process — *see* Fracture, vertebra
trapezium or trapezoid bone — *see* Fracture, carpal
trimalleolar — *see* Fracture, ankle, trimalleolar
triquetrum (cuneiform of carpus) — *see* Fracture, carpal, triquetrum
trochanter — *see* Fracture, femur, trochanteric
tuberosity (external) — *see* Fracture, traumatic, by site
ulna (shaft) S52.20

- bent bone S52.28
- coronoid process — *see* Fracture, ulna, upper end, coronoid process
- distal end — *see* Fracture, ulna, lower end
- following insertion of implant, prosthesis or plate M96.63
- head S52.60
- lower end S52.60
  - physeal S59.00
    - Salter-Harris
      - Type I S59.01
      - Type II S59.02
      - Type III S59.03
      - Type IV S59.04
    - specified NEC S59.09
  - specified NEC S52.69
  - styloid process (displaced) S52.61
    - nondisplaced S52.61
  - torus S52.62
- proximal end — *see* Fracture, ulna, upper end
- shaft S52.20
  - comminuted (displaced) S52.25
    - nondisplaced S52.25
  - greenstick S52.21
  - Monteggia's — *see* Monteggia's fracture
  - oblique (displaced) S52.23
    - nondisplaced S52.23
  - segmental (displaced) S52.26
    - nondisplaced S52.26
  - specified NEC S52.29
  - spiral (displaced) S52.24
    - nondisplaced S52.24
  - transverse (displaced) S52.22
    - nondisplaced S52.22
- upper end S52.00
  - coronoid process (displaced) S52.04
    - nondisplaced S52.04
  - olecranon process (displaced) S52.02

- with intraarticular extension S52.03
- nondisplaced S52.02
  - with intraarticular extension S52.03
- specified NEC S52.09
- torus S52.01

unciform — *see* Fracture, carpal, hamate

vault of skull S02.0

vertebra, vertebral (arch) (body) (column) (neural arch) (pedicle) (spinous process) (transverse process)

- atlas — *see* Fracture, neck, cervical vertebra, first
- axis — *see* Fracture, neck, cervical vertebra, second
- cervical (teardrop) S12.9
  - axis — *see* Fracture, neck, cervical vertebra, second
  - first (atlas) — *see* Fracture, neck, cervical vertebra, first
  - second (axis) — *see* Fracture, neck, cervical vertebra, second
- chronic M84.48
- coccyx S32.2
- dorsal — *see* Fracture, thorax, vertebra
- lumbar S32.009
  - burst (stable) S32.001
    - unstable S32.002
  - fifth S32.059
    - burst (stable) S32.051
      - unstable S32.052
    - specified type NEC S32.058
    - wedge compression S32.050
  - first S32.019
    - burst (stable) S32.011
      - unstable S32.012
    - specified type NEC S32.018
    - wedge compression S32.010
  - fourth S32.049
    - burst (stable) S32.041
      - unstable S32.042
    - specified type NEC S32.048
    - wedge compression S32.040
  - second S32.029
    - burst (stable) S32.021

- unstable S32.022
- specified type NEC S32.028
- wedge compression S32.020
- specified type NEC S32.008
- third S32.039
- burst (stable) S32.031
- unstable S32.032
- specified type NEC S32.038
- wedge compression S32.030
- wedge compression S32.000
- metastatic — *see* Collapse, vertebra, in, specified disease NEC (*see also* Neoplasm)
- newborn (birth injury) P11.5
- sacrum S32.10
- specified NEC S32.19
- Type
- 1 S32.14
- 2 S32.15
- 3 S32.16
- 4 S32.17
- Zone
- I S32.119
- displaced (minimally) S32.111
- severely S32.112
- nondisplaced S32.110
- II S32.129
- displaced (minimally) S32.121
- severely S32.122
- nondisplaced S32.120
- III S32.139
- displaced (minimally) S32.131
- severely S32.132
- nondisplaced S32.130
- thoracic — *see* Fracture, thorax, vertebra
- vertex S02.0
- vomer (bone) S02.2
- wrist S62.10
- carpal — *see* Fracture, carpal bone
- navicular (scaphoid) (hand) — *see* Fracture, carpal, navicular

- xiphisternum, xiphoid (process) S22.24
  - associated with chest compression and cardiopulmonary resuscitation M96.A1
- zygoma S02.402
  - left side S02.40F
  - right side S02.40E

- Fragile, fragility
  - autosomal site Q95.5
  - bone, congenital (with blue sclera) Q78.0
  - capillary (hereditary) D69.8
  - hair L67.8
  - nails L60.3
  - non-sex chromosome site Q95.5
  - X chromosome Q99.2
- Fragilitas
  - crinium L67.8
  - ossium (with blue sclerae) (hereditary) Q78.0
  - unguium L60.3
    - congenital Q84.6
- Fragments, cataract (lens), following cataract surgery H59.02
  - retained foreign body — *see* Retained, foreign body fragments (type of)
- Frailty (frail) R54
  - mental R41.81
- Frambesia, frambesial (tropica) (*see also* Yaws)
  - initial lesion or ulcer A66.0
  - primary A66.0
- Frambeside
  - gummatous A66.4
  - of early yaws A66.2
- Frambesioma A66.1
- Franceschetti-Klein (-Wildervanck) disease or syndrome Q75.4
- Francis' disease — *see* Tularemia
- Franklin disease C88.2
- Frank's essential thrombocytopenia D69.3
- Fraser's syndrome Q87.0
- Freckle(s) L81.2

- malignant melanoma in — *see* Melanoma
- melanotic (Hutchinson's) — *see* Melanoma, in situ
- retinal D49.81

Frederickson's hyperlipoproteinemia, type
- I and V E78.3
- IIA E78.00
- IIB and III E78.2
- IV E78.1

Freeman Sheldon syndrome Q87.0

Freezing (*see also* Effect, adverse, cold) T69.9 ☑

Freiberg's disease (infraction of metatarsal head or osteochondrosis) — *see* Osteochondrosis, juvenile, metatarsus

Frei's disease A55

Fremitus, friction, cardiac R01.2

Frenum, frenulum
- external os Q51.828
- tongue (shortening) (congenital) Q38.1

Frequency micturition (nocturnal) R35.0
- psychogenic F45.8

Frey's syndrome
- auriculotemporal G50.8
- hyperhidrosis L74.52

Friction
- burn — *see* Burn, by site
- fremitus, cardiac R01.2
- precordial R01.2
- sounds, chest R09.89

Friderichsen-Waterhouse syndrome or disease A39.1

Friedländer's B (bacillus) NEC (*see also* condition) A49.8

Friedreich's
- ataxia G11.11
- combined systemic disease G11.11
- facial hemihypertrophy Q67.4
- sclerosis (cerebellum) (spinal cord) G11.11

- Frigidity F52.22
- Fröhlich's syndrome E23.6
- Frontal (*see also* condition)
  - lobe syndrome F07.0
- Frostbite (superficial) T33.90 ☑
  - with
    - partial thickness skin loss — *see* Frostbite (superficial), by site
    - tissue necrosis T34.90 ☑
  - abdominal wall T33.3 ☑
    - with tissue necrosis T34.3 ☑
  - ankle T33.81 ☑
    - with tissue necrosis T34.81 ☑
  - arm T33.4 ☑
    - with tissue necrosis T34.4 ☑
    - finger(s) — *see* Frostbite, finger
    - hand — *see* Frostbite, hand
    - wrist — *see* Frostbite, wrist
  - ear T33.01 ☑
    - with tissue necrosis T34.01 ☑
  - face T33.09 ☑
    - with tissue necrosis T34.09 ☑
  - finger T33.53 ☑
    - with tissue necrosis T34.53 ☑
  - foot T33.82 ☑
    - with tissue necrosis T34.82 ☑
  - hand T33.52 ☑
    - with tissue necrosis T34.52 ☑
  - head T33.09 ☑
    - with tissue necrosis T34.09 ☑
    - ear — *see* Frostbite, ear
    - nose — *see* Frostbite, nose
  - hip (and thigh) T33.6 ☑
    - with tissue necrosis T34.6 ☑
  - knee T33.7 ☑
    - with tissue necrosis T34.7 ☑
  - leg T33.99 ☑

- with tissue necrosis (*see also* Frostbite, by specific site on leg, if specified) T34.99
  - ankle — *see* Frostbite, ankle
  - foot — *see* Frostbite, foot
  - knee — *see* Frostbite, knee
  - lower T33.7
    - with tissue necrosis T34.7
  - thigh — *see* Frostbite, hip
  - toe — *see* Frostbite, toe
- limb
  - lower T33.99
    - with tissue necrosis T34.99
  - upper — *see* Frostbite, arm
- neck T33.1
  - with tissue necrosis T34.1
- nose T33.02
  - with tissue necrosis T34.02
- pelvis T33.3
  - with tissue necrosis T34.3
- specified site NEC T33.99
  - with tissue necrosis T34.99
- thigh — *see* Frostbite, hip
- thorax T33.2
  - with tissue necrosis T34.2
- toes T33.83
  - with tissue necrosis T34.83
- trunk T33.99
  - with tissue necrosis T34.99
- wrist T33.51
  - with tissue necrosis T34.51

Frotteurism F65.81

Frozen (*see also* Effect, adverse, cold) T69.9
- pelvis (female) N94.89
  - male K66.8
- shoulder — *see* Capsulitis, adhesive

- Fructokinase deficiency E74.11
- Fructose 1, 6 diphosphatase deficiency E74.19
- Fructosemia (benign) (essential) E74.12
- Fructosuria (benign) (essential) E74.11
- Fuchs'
  - black spot (myopic) (*see also* Myopia, degenerative) H44.2
  - dystrophy (corneal endothelium) H18.51
  - heterochromic cyclitis — *see* Cyclitis, Fuchs' heterochromic
- Fucosidosis E77.1
- Fugue R68.89
  - dissociative F44.1
  - hysterical (dissociative) F44.1
  - postictal in epilepsy — *see* Epilepsy
  - reaction to exceptional stress (transient) F43.0
- Fulminant, fulminating — *see* condition
- Functional (*see also* condition)
  - bleeding (uterus) N93.8
- Functioning, intellectual, borderline R41.83
- Fundus — *see* condition
- Fungemia NOS B49
  - candida B37.7
- Fungus, fungous
  - cerebral G93.89
  - disease NOS B49
  - infection — *see* Infection, fungus
- Funiculitis (acute) (chronic) (endemic) N49.1
  - gonococcal (acute) (chronic) A54.23
  - tuberculous A18.15
- Funnel
  - breast (acquired) M95.4
    - congenital Q67.6
    - sequelae (late effect) of rickets E64.3
  - chest (acquired) M95.4
    - congenital Q67.6
    - sequelae (late effect) of rickets E64.3
  - pelvis (acquired) M95.5

- with disproportion (fetopelvic) O33.3 ☑
  - causing obstructed labor O65.3
- congenital Q74.2

FUO (fever of unknown origin) R50.9
Furfur L21.0
- microsporon B36.0

Furloughed Z56.89
Furrier's lung J67.8
Furrowed K14.5
- nail(s) (transverse) L60.4
  - congenital Q84.6
- tongue K14.5
  - congenital Q38.3

Furuncle L02.92
- abdominal wall L02.221
- ankle — *see* Furuncle, lower limb
- anus K61.0
- antecubital space — *see* Furuncle, upper limb
- arm — *see* Furuncle, upper limb
- auditory canal, external — *see* Abscess, ear, external
- auricle (ear) — *see* Abscess, ear, external
- axilla (region) L02.42 ☑
- back (any part except buttock and flank) L02.222
- breast N61.1
- buttock L02.32
- cheek (external) L02.02
- chest wall L02.223
- chin L02.02
- corpus cavernosum N48.21
- ear, external — *see* Abscess, ear, external
- external auditory canal — *see* Abscess, ear, external
- eyelid — *see* Abscess, eyelid
- face L02.02
- femoral (region) — *see* Furuncle, lower limb
- finger — *see* Furuncle, hand
- flank L02.227
- foot L02.62 ☑
- forehead L02.02
- gluteal (region) L02.32
- groin L02.224
- hand L02.52 ☑
- head L02.821

face L02.02
hip — *see* Furuncle, lower limb
kidney — *see* Abscess, kidney
knee — *see* Furuncle, lower limb
labium (majus) (minus) N76.4
lacrimal
gland — *see* Dacryoadenitis
passages (duct) (sac) — *see* Inflammation, lacrimal, passages, acute
leg (any part) — *see* Furuncle, lower limb
lower limb L02.42 ☑
malignant A22.0
mouth K12.2
navel L02.226
neck L02.12
nose J34.0
orbit, orbital — *see* Abscess, orbit
palmar (space) — *see* Furuncle, hand
partes posteriores L02.32
pectoral region L02.223
penis N48.21
perineum L02.225
pinna — *see* Abscess, ear, external
popliteal — *see* Furuncle, lower limb
prepatellar — *see* Furuncle, lower limb
scalp L02.821
seminal vesicle N49.0
shoulder — *see* Furuncle, upper limb
specified site NEC L02.828
submandibular K12.2
temple (region) L02.02
thumb — *see* Furuncle, hand
toe — *see* Furuncle, foot
trunk L02.229

- abdominal wall L02.221
- back L02.222
- chest wall L02.223
- groin L02.224
- perineum L02.225
- umbilicus L02.226

umbilicus L02.226
upper limb L02.42 ☑
vulva N76.4

Furunculosis — *see* Furuncle
Fused — *see* Fusion, fused
Fusion, fused (congenital)

astragaloscaphoid Q74.2
atria Q21.19
auditory canal Q16.1
auricles, heart Q21.19
binocular with defective stereopsis H53.32
bone Q79.8
cervical spine M43.22
choanal Q30.0
commissure, mitral valve Q23.2
cusps, heart valve NEC Q24.8

- mitral Q23.2
- pulmonary Q22.1
- tricuspid Q22.4

ear ossicles Q16.3
fingers Q70.0 ☑
hymen Q52.3
joint (acquired) (*see also* Ankylosis)

- congenital Q74.8

kidneys (incomplete) Q63.1
labium (majus) (minus) Q52.5
larynx and trachea Q34.8
limb, congenital Q74.8

- lower Q74.2
- upper Q74.0

- lobes, lung Q33.8
- lumbosacral (acquired) M43.27
  - arthrodesis status Z98.1
  - congenital Q76.49
  - postprocedural status Z98.1
- nares, nose, nasal, nostril(s) Q30.0
- organ or site not listed — *see* Anomaly, by site
- ossicles Q79.9
  - auditory Q16.3
- pulmonic cusps Q22.1
- ribs Q76.6
- sacroiliac (joint) (acquired) M43.28
  - arthrodesis status Z98.1
  - congenital Q74.2
  - postprocedural status Z98.1
- spine (acquired) NEC M43.20
  - arthrodesis status Z98.1
  - cervical region M43.22
  - cervicothoracic region M43.23
  - congenital Q76.49
  - lumbar M43.26
  - lumbosacral region M43.27
  - occipito-atlanto-axial region M43.21
  - postoperative status Z98.1
  - sacrococcygeal region M43.28
  - thoracic region M43.24
  - thoracolumbar region M43.25
- sublingual duct with submaxillary duct at opening in mouth Q38.4
- testes Q55.1
- toes Q70.2
- tooth, teeth K00.2
- trachea and esophagus Q39.8
- twins Q89.4
- vagina Q52.4
- ventricles, heart Q21.0
- vertebra (arch) — *see* Fusion, spine
- vulva Q52.5

Fusospirillosis (mouth) (tongue) (tonsil) A69.1

Fussy baby R68.12

G

- Gain in weight (abnormal) (excessive) (*see also* Weight, gain)
- Gaisböck's disease (polycythemia hypertonica) D75.1
- Gait abnormality R26.9
  - ataxic R26.0
  - falling R29.6
  - hysterical (ataxic) (staggering) F44.4
  - paralytic R26.1
  - spastic R26.1
  - specified type NEC R26.89
  - staggering R26.0
  - unsteadiness R26.81
  - walking difficulty NEC R26.2
- Galactocele (breast) N64.89
  - puerperal, postpartum O92.79
- Galactokinase deficiency E74.29
- Galactophoritis N61.0
  - gestational, puerperal, postpartum O91.2 ☑
- Galactorrhea O92.6
  - not associated with childbirth N64.3
- Galactosemia (classic) (congenital) E74.21
- Galactosuria E74.29
- Galacturia R82.0
  - schistosomiasis (bilharziasis) B65.0
- GALD (gestational alloimmune liver disease) P78.84
- Galeazzi's fracture S52.37 ☑
- Galen's vein — *see* condition
- Galeophobia F40.218
- Gall duct — *see* condition
- Gallbladder (*see also* condition)
  - acute K81.0
- Gallop rhythm R00.8
- Gallstone (colic) (cystic duct) (gallbladder) (impacted) (multiple) (*see also* Calculus, gallbladder)
  - with
    - cholecystitis — *see* Calculus, gallbladder, with cholecystitis
  - bile duct (common) (hepatic) — *see* Calculus, bile duct
  - causing intestinal obstruction K56.3
  - specified NEC K80.80

- with obstruction K80.81

Gambling Z72.6
- pathological (compulsive) F63.0

Gammopathy (of undetermined significance [MGUS]) D47.2
- associated with lymphoplasmacytic dyscrasia D47.2
- monoclonal D47.2
- polyclonal D89.0

Gamna's disease (siderotic splenomegaly) D73.1

Gamophobia F40.298

Gampsodactylia (congenital) Q66.7 ☑

Gamstorp's disease (adynamia episodica hereditaria) G72.3

Gandy-Nanta disease (siderotic splenomegaly) D73.1

Gang
- membership offenses Z72.810

Gangliocytoma D36.10

Ganglioglioma — *see* Neoplasm, uncertain behavior, by site

Ganglion (compound) (diffuse) (joint) (tendon (sheath)) M67.40
- ankle M67.47 ☑
- foot M67.47 ☑
- forearm M67.43 ☑
- hand M67.44 ☑
- lower leg M67.46 ☑
- multiple sites M67.49
- of yaws (early) (late) A66.6
- pelvic region M67.45 ☑
- periosteal — *see* Periostitis
- shoulder region M67.41 ☑
- specified site NEC M67.48
- thigh region M67.45 ☑
- tuberculous A18.09
- upper arm M67.42 ☑
- wrist M67.43 ☑

Ganglioneuroblastoma — *see* Neoplasm, nerve, malignant

Ganglioneuroma D36.10
- malignant — *see* Neoplasm, nerve, malignant

Ganglioneuromatosis D36.10

Ganglionitis

- fifth nerve — *see* Neuralgia, trigeminal
- gasserian (postherpetic) (postzoster) B02.21
- geniculate G51.1
  - newborn (birth injury) P11.3
  - postherpetic, postzoster B02.21
- herpes zoster B02.21
- postherpetic geniculate B02.21

Gangliosidosis E75.10
- GM1 E75.19
- GM2 E75.00
  - other specified E75.09
  - Sandhoff disease E75.01
  - Tay-Sachs disease E75.02
- GM3 E75.19
- mucolipidosis IV E75.11

Gangosa A66.5

Gangrene, gangrenous (connective tissue) (dropsical) (dry) (moist) (skin) (ulcer) (*see also* Necrosis) I96
- with diabetes (mellitus) — *see* Diabetes, with, gangrene
- abdomen (wall) I96
- alveolar M27.3
- appendix K35.80
  - with
    - peritonitis, localized (*see also* Appendicitis) K35.31
- arteriosclerotic (general) (senile) — *see* Arteriosclerosis, extremities, with, gangrene
- auricle I96
- Bacillus welchii A48.0
- bladder (infectious) — *see* Cystitis, specified type NEC
- bowel, cecum, or colon — *see* Gangrene, intestine
- Clostridium perfringens or welchii A48.0
- cornea H18.89 ☑
- corpora cavernosa N48.29
  - noninfective N48.89

- cutaneous, spreading I96
- decubital — *see* Ulcer, pressure, by site
- diabetic (any site) — *see* Diabetes, with, gangrene
- epidemic — *see* Poisoning, food, noxious, plant
- epididymis (infectional) N45.1
- erysipelas — *see* Erysipelas
- emphysematous — *see* Gangrene, gas
- extremity (lower) (upper) I96
- Fournier N49.3
  - female N76.82
  - vagina and vulva N76.82
- fusospirochetal A69.0
- gallbladder — *see* Cholecystitis, acute
- gas (bacillus) A48.0
  - following
    - abortion — *see* Abortion by type complicated by infection
    - ectopic or molar pregnancy O08.0
- glossitis K14.0
- hernia — *see* Hernia, by site, with gangrene
- intestine, intestinal (hemorrhagic) (massive) (*see also* Infarct, intestine) K55.069
  - with
    - mesenteric embolism (*see also* Infarct, intestine) K55.069
    - obstruction — *see* Obstruction, intestine
- laryngitis J04.0
- limb (lower) (upper) I96
- lung J85.0
  - spirochetal A69.8
- lymphangitis I89.1
- Meleney's (synergistic) — *see* Ulcer, skin
- mesentery (*see also* Infarct, intestine) K55.069
  - with
    - embolism (*see also* Infarct, intestine) K55.069
    - intestinal obstruction — *see* Obstruction, intestine

- mouth A69.0
- ovary — *see* Oophoritis
- pancreas — *see* Pancreatitis, acute
- penis N48.29
  - noninfective N48.89
- perineum I96
- pharynx (*see also* Pharyngitis)
  - Vincent's A69.1
- presenile I73.1
- progressive synergistic — *see* Ulcer, skin
- pulmonary J85.0
- pulpal (dental) K04.1
- quinsy J36
- Raynaud's (symmetric gangrene) I73.01
- retropharyngeal J39.2
- scrotum N49.3
  - noninfective N50.89
- senile (atherosclerotic) — *see* Arteriosclerosis, extremities, with, gangrene
- spermatic cord N49.1
  - noninfective N50.89
- spine I96
- spirochetal NEC A69.8
- spreading cutaneous I96
- stomatitis A69.0
- symmetrical I73.01
- testis (infectional) N45.2
  - noninfective N44.8
- throat (*see also* Pharyngitis)
  - diphtheritic A36.0
  - Vincent's A69.1
- thyroid (gland) E07.89
- tooth (pulp) K04.1
- tuberculous NEC — *see* Tuberculosis
- tunica vaginalis N49.1
  - noninfective N50.89

- umbilicus I96
- uterus — *see* Endometritis
- uvulitis K12.2
- vas deferens N49.1
  - noninfective N50.89
- vulva N76.82

Ganister disease J62.8
Ganser's syndrome (hysterical) F44.89
Gardner-Diamond syndrome (autoerythrocyte sensitization) D69.2
Gargoylism E76.01
Garré's disease, osteitis (sclerosing), osteomyelitis — *see* Osteomyelitis, specified type NEC
Garrod's pad, knuckle M72.1
Gartner's duct
- cyst Q52.4
- persistent Q50.6

Gas R14.3
- asphyxiation, inhalation, poisoning, suffocation NEC — *see* Table of Drugs and Chemicals
- excessive R14.0
- gangrene A48.0
  - following
    - abortion — *see* Abortion by type complicated by infection
    - ectopic or molar pregnancy O08.0
- on stomach R14.0
- pains R14.1

Gastralgia (*see also* Pain, abdominal)
Gastrectasis K31.0
- psychogenic F45.8

Gastric — *see* condition
Gastrinoma
- malignant
  - pancreas C25.4
  - specified site NEC — *see* Neoplasm, malignant, by site
  - unspecified site C25.4
- specified site — *see* Neoplasm, uncertain behavior
- unspecified site D37.9

Gastritis (simple) K29.70

- with bleeding K29.71
- acute (erosive) K29.00
  - with bleeding K29.01
- alcoholic K29.20
  - with bleeding K29.21
- allergic K29.60
  - with bleeding K29.61
- atrophic (chronic) K29.40
  - with bleeding K29.41
- chronic (antral) (fundal) K29.50
  - with bleeding K29.51
  - atrophic K29.40
    - with bleeding K29.41
  - superficial K29.30
    - with bleeding K29.31
- dietary counseling and surveillance Z71.3
- due to diet deficiency E63.9
- eosinophilic K52.81
- giant hypertrophic K29.60
  - with bleeding K29.61
- granulomatous K29.60
  - with bleeding K29.61
- hypertrophic (mucosa) K29.60
  - with bleeding K29.61
- nervous F54
- spastic K29.60
  - with bleeding K29.61
- specified NEC K29.60
  - with bleeding K29.61
- superficial chronic K29.30
  - with bleeding K29.31
- tuberculous A18.83
- viral NEC A08.4

- Gastrocarcinoma — *see* Neoplasm, malignant, stomach
- Gastrocolic — *see* condition
- Gastrodisciasis, gastrodiscoidiasis B66.8
- Gastroduodenitis K29.90
  - with bleeding K29.91
  - virus, viral A08.4
    - specified type NEC A08.39
- Gastrodynia — *see* Pain, abdominal
- Gastroenteritis (acute) (chronic) (noninfectious) (*see also* Enteritis) K52.9
  - allergic K52.29
    - with
      - eosinophilic gastritis or gastroenteritis K52.81
      - food protein-induced enterocolitis syndrome K52.21
      - food protein-induced enteropathy K52.22
  - dietetic (*see also* Gastroenteritis, allergic) K52.29
  - drug-induced K52.1
  - due to
    - Cryptosporidium A07.2
    - drugs K52.1
    - food poisoning — *see* Intoxication, foodborne
    - radiation K52.0
  - eosinophilic K52.81
  - epidemic (infectious) A09
  - food hypersensitivity (*see also* Gastroenteritis, allergic) K52.29
  - infectious — *see* Enteritis, infectious
  - influenzal — *see* Influenza, with gastroenteritis
  - noninfectious K52.9
    - specified NEC K52.89
  - rotaviral A08.0
  - Salmonella A02.0
  - toxic K52.1
  - viral NEC A08.4
    - acute infectious A08.39
      - type Norwalk A08.11

- infantile (acute) A08.39
- Norwalk agent A08.11
- rotaviral A08.0
- severe of infants A08.39
- specified type NEC A08.39

Gastroenteropathy (*see also* Gastroenteritis) K52.9
- acute, due to Norwalk agent A08.11
- acute, due to Norovirus A08.11
- infectious A09

Gastroenteroptosis K63.4
Gastroesophageal laceration- hemorrhage syndrome K22.6
Gastrointestinal — *see* condition
Gastrojejunal — *see* condition
Gastrojejunitis (*see also* Enteritis) K52.9
Gastrojejunocolic — *see* condition
Gastroliths K31.89
Gastromalacia K31.89
Gastroparalysis K31.84
- diabetic — *see* Diabetes, gastroparalysis

Gastroparesis K31.84
- diabetic — *see* Diabetes, by type, with gastroparesis

Gastropathy K31.9
- congestive portal (*see also*, Hypertension, portal) K31.89
- erythematous K29.70
- exudative K90.89
- portal hypertensive (*see also*, Hypertension, portal) K31.89
- specified NEC K31.89

Gastroptosis K31.89
Gastrorrhagia K92.2
- psychogenic F45.8

Gastroschisis (congenital) Q79.3
Gastrospasm (neurogenic) (reflex) K31.89
- neurotic F45.8
- psychogenic F45.8

- Gastrostaxis — *see* Gastritis, with bleeding
- Gastrostenosis K31.89
- Gastrostomy
  - attention to Z43.1
  - status Z93.1
- Gastrosuccorrhea (continuous) (intermittent) K31.89
  - neurotic F45.8
  - psychogenic F45.8
- Gatophobia F40.218
- Gaucher's disease or splenomegaly (adult) (infantile) E75.22
- Gee (-Herter)(-Thaysen) disease (nontropical sprue) K90.0
- Gélineau's syndrome G47.419
  - with cataplexy G47.411
- Gemination, tooth, teeth K00.2
- Gemistocytoma
  - specified site — *see* Neoplasm, malignant, by site
  - unspecified site C71.9
- General, generalized — *see* condition
- Genetic
  - carrier (status)
    - cystic fibrosis Z14.1
    - hemophilia A (asymptomatic) Z14.01
      - symptomatic Z14.02
    - specified NEC Z14.8
  - susceptibility to disease NEC Z15.89
    - epilepsy Z15.1
    - kidney disease Z15.3
    - malignant neoplasm Z15.09
      - biliary tract Z15.068
      - breast Z15.01
      - colorectal Z15.060
      - digestive system NEC Z15.068
      - endometrium Z15.04
      - fallopian tube(s) Z15.05
      - gastric Z15.068
      - ovary Z15.02
      - pancreas Z15.068
      - prostate Z15.03
      - small bowel Z15.08
      - specified NEC Z15.09
      - urinary tract Z15.07

- multiple endocrine neoplasia Z15.81
- neurodevelopmental disorders Z15.1
- obesity Z15.2

Genital — *see* condition

Genito-anorectal syndrome A55

Genitourinary system — *see* condition

Genu

- congenital Q74.1
- extrorsum (acquired) (*see also* Deformity, varus, knee)
  - congenital Q74.1
  - sequelae (late effect) of rickets E64.3
- introrsum (acquired) (*see also* Deformity, valgus, knee)
  - congenital Q74.1
  - sequelae (late effect) of rickets E64.3
- rachitic (old) E64.3
- recurvatum (acquired) (*see also* Deformity, limb, specified type NEC, lower leg)
  - congenital Q68.2
  - sequelae (late effect) of rickets E64.3
- valgum (acquired) (knock-knee) M21.06 ☑
  - congenital Q74.1
  - sequelae (late effect) of rickets E64.3
- varum (acquired) (bowleg) M21.16 ☑
  - congenital Q74.1
  - sequelae (late effect) of rickets E64.3

Geographic tongue K14.1

Geophagia — *see* Pica

Geotrichosis B48.3

- stomatitis B48.3

Gephyrophobia F40.242

Gerbode defect Q21.0

GERD (gastroesophageal reflux disease) (*see also* Disease, gastroesophageal reflux) K21.9

Gerhardt's

- disease (erythromelalgia) I73.81
- syndrome (vocal cord paralysis) J38.00
  - bilateral J38.02
  - unilateral J38.01

German measles (*see also* Rubella)

- exposure to Z20.4

- Germinoblastoma (diffuse) C85.9 ☑
  - follicular C82.9 ☑
- Germinoma — *see* Neoplasm, malignant, by site
- Gerontoxon — *see* Degeneration, cornea, senile
- Gerstmann-Sträussler-Scheinker syndrome (GSS) A81.82
- Gerstmann's syndrome R48.8
  - developmental F81.2
- Gestation (period) (*see also* Pregnancy)
  - ectopic — *see* Pregnancy, by site
  - multiple O30.9 ☑
    - greater than quadruplets — *see* Pregnancy, multiple (gestation), specified NEC
    - specified NEC — *see* Pregnancy, multiple (gestation), specified NEC
- Gestational
  - mammary abscess O91.11 ☑
  - purulent mastitis O91.11 ☑
  - subareolar abscess O91.11 ☑
- Ghon tubercle, primary infection A15.7
- Ghost
  - teeth K00.4
  - vessels (cornea) H16.41 ☑
- Ghoul hand A66.3
- Gianotti-Crosti disease L44.4
- Giant
  - cell
    - epulis K06.8
    - peripheral granuloma K06.8
  - esophagus, congenital Q39.5
  - kidney, congenital Q63.3
  - urticaria T78.3 ☑
    - hereditary D84.1
- Giardiasis A07.1
- Gibert's disease or pityriasis L42
- Giddiness R42
  - hysterical F44.89
  - psychogenic F45.8
- Gierke's disease (glycogenosis I) E74.01
- Gigantism (cerebral) (hypophyseal) (pituitary) E22.0
  - constitutional E34.4

- Gilbert's disease or syndrome E80.4
- Gilchrist's disease B40.9
- Gilford-Hutchinson disease E34.8
- Gilles de la Tourette's disease or syndrome (motor-verbal tic) F95.2
- Gingivitis K05.10
  - acute (catarrhal) K05.00
    - necrotizing A69.1
    - nonplaque induced K05.01
    - plaque induced K05.00
  - chronic (desquamative) (hyperplastic) (simple marginal) (pregnancy associated) (ulcerative) K05.10
    - nonplaque induced K05.11
    - plaque induced K05.10
  - expulsiva — *see* Periodontitis
  - necrotizing ulcerative (acute) A69.1
  - pellagrous E52
    - acute necrotizing A69.1
  - Vincent's A69.1
- Gingivoglossitis K14.0
- Gingivopericementitis — *see* Periodontitis
- Gingivosis — *see* Gingivitis, chronic
- Gingivostomatitis K05.10
  - herpesviral B00.2
  - necrotizing ulcerative (acute) A69.1
- Gland, glandular — *see* condition
- Glanders A24.0
- Glanzmann (-Naegeli) disease or thrombasthenia D69.1
- Glasgow coma scale
  - total score
    - 3-8 R40.243 ☑
    - 9-12 R40.242 ☑
    - 13-15 R40.241 ☑
- Glass-blower's disease (cataract) — *see* Cataract, specified NEC
- Glaucoma H40.9
  - with

- increased episcleral venous pressure H40.81
- pseudoexfoliation of lens — *see* Glaucoma, open angle, primary, capsular

absolute H44.51
angle-closure (primary) H40.20
- acute (attack) (crisis) H40.21
- chronic H40.22
- intermittent H40.23
- residual stage H40.24
- secondary, neovascular H40.84

borderline H40.00
capsular (with pseudoexfoliation of lens) — *see* Glaucoma, open angle, primary, capsular
childhood Q15.0
closed angle — *see* Glaucoma, angle-closure
congenital Q15.0
corticosteroid-induced — *see* Glaucoma, secondary, drugs
hypersecretion H40.82
in (due to)
- amyloidosis E85.4 *[H42]*
- aniridia Q13.1 *[H42]*
- concussion of globe — *see* Glaucoma, secondary, trauma
- dislocation of lens — *see* Glaucoma, secondary
- disorder of lens NEC — *see* Glaucoma, secondary
- drugs — *see* Glaucoma, secondary, drugs
- endocrine disease NOS E34.9 *[H42]*
- eye
  - inflammation — *see* Glaucoma, secondary, inflammation
  - trauma — *see* Glaucoma, secondary, trauma
- hypermature cataract — *see* Glaucoma, secondary
- iridocyclitis — *see* Glaucoma, secondary, inflammation
- lens disorder — *see* Glaucoma, secondary,
- Lowe's syndrome E72.03 *[H42]*
- metabolic disease NOS E88.9 *[H42]*
- ocular disorders NEC — *see* Glaucoma, secondary
- onchocerciasis B73.02
- pupillary block — *see* Glaucoma, secondary
- retinal vein occlusion — *see* Glaucoma, secondary
- Rieger anomaly Q13.81 *[H42]*
- rubeosis of iris — *see* Glaucoma, secondary
- tumor of globe — *see* Glaucoma, secondary

- infantile Q15.0
- low tension — *see* Glaucoma, open angle, primary, low-tension
- malignant H40.83 ☑
- narrow angle — *see* Glaucoma, angle-closure
- neovascular secondary angle closure H40.84 ☑
- newborn Q15.0
- noncongestive (chronic) — *see* Glaucoma, open angle
- nonobstructive — *see* Glaucoma, open angle
- obstructive (*see also* Glaucoma, angle-closure)
  - due to lens changes — *see* Glaucoma, secondary
- open angle H40.10 ☑
  - primary H40.11 ☑
    - capsular (with pseudoexfoliation of lens) H40.14 ☑
    - low-tension H40.12 ☑
    - pigmentary H40.13 ☑
    - residual stage H40.15 ☑
- phacolytic — *see* Glaucoma, secondary
- pigmentary — *see* Glaucoma, open angle, primary, pigmentary
- postinfectious — *see* Glaucoma, secondary, inflammation
- secondary (to) H40.5 ☑
  - drugs H40.6 ☑
  - inflammation H40.4 ☑
  - trauma H40.3 ☑
- simple (chronic) H40.11 ☑
- simplex H40.11 ☑
- specified type NEC H40.89
- suspect H40.00 ☑
- syphilitic A52.71
- traumatic (*see also* Glaucoma, secondary, trauma)
  - newborn (birth injury) P15.3
- tuberculous A18.59

Glaucomatous flecks (subcapsular) — *see* Cataract, complicated

Glazed tongue K14.4

Gleet (gonococcal) A54.01

Glénard's disease K63.4

Glioblastoma (multiforme)

- with sarcomatous component
  - specified site — *see* Neoplasm, malignant, by site
  - unspecified site C71.9
- giant cell
  - specified site — *see* Neoplasm, malignant, by site
  - unspecified site C71.9
- specified site — *see* Neoplasm, malignant, by site
- unspecified site C71.9

Glioma (malignant)
- astrocytic
  - specified site — *see* Neoplasm, malignant, by site
  - unspecified site C71.9
- mixed
  - specified site — *see* Neoplasm, malignant, by site
  - unspecified site C71.9
- nose Q30.8
- specified site NEC — *see* Neoplasm, malignant, by site
- subependymal D43.2
  - specified site — *see* Neoplasm, uncertain behavior, by site
  - unspecified site D43.2
- unspecified site C71.9

Gliomatosis cerebri C71.0

Glioneuroma — *see* Neoplasm, uncertain behavior, by site

Gliosarcoma
- specified site — *see* Neoplasm, malignant, by site
- unspecified site C71.9

Gliosis (cerebral) G93.89
- spinal G95.89

Glisson's disease — *see* Rickets

Globinuria R82.3

Globus (hystericus) F45.8

Glomangioma D18.00
- intra-abdominal D18.03
- intracranial D18.02
- skin D18.01
- specified site NEC D18.09

Glomangiomyoma D18.00

- intra-abdominal D18.03
- intracranial D18.02
- skin D18.01
- specified site NEC D18.09

Glomangiosarcoma — *see* Neoplasm, connective tissue, malignant

Glomerular
- disease in syphilis A52.75
- nephritis — *see* Glomerulonephritis

Glomerulitis — *see* Glomerulonephritis

Glomerulonephritis (*see also* Nephritis) N05.9
- with
  - C3
    - glomerulonephritis N05.A
    - glomerulopathy N05.A
      - with dense deposit disease N05.6
  - edema — *see* Nephrosis
  - minimal change N05.0
  - minor glomerular abnormality N05.0
- acute N00.9
- chronic N03.9
- crescentic (diffuse) NEC (*see also* N00-N07 with fourth character .7) N05.7
- dense deposit (*see also* N00-N07 with fourth character .6) N05.6
- diffuse
  - crescentic (*see also* N00-N07 with fourth character .7) N05.7
  - endocapillary proliferative (*see also* N00-N07 with fourth character .4) N05.4
  - membranous (*see also* N00-N07 with fourth character .2) N05.2
  - mesangial proliferative (*see also* N00-N07 with fourth character .3) N05.3
  - mesangiocapillary (*see also* N00-N07 with fourth character .5) N05.5
  - sclerosing N18.9
- endocapillary proliferative (diffuse) NEC (*see also* N00-N07 with fourth character .4) N05.4
- extracapillary NEC (*see also* N00-N07 with fourth character .7) N05.7
- focal (and segmental) (*see also* N00-N07 with fourth character .1) N05.1
- hypocomplementemic — *see* Glomerulonephritis, membranoproliferative
- IgA — *see* Nephropathy, IgA
- immune complex (circulating) NEC N05.8
- in (due to)

- amyloidosis E85.4 *[N08]*
- bilharziasis B65.9 *[N08]*
- cryoglobulinemia D89.1 *[N08]*
- defibrination syndrome D65 *[N08]*
- diabetes mellitus — *see* Diabetes, glomerulosclerosis
- disseminated intravascular coagulation D65 *[N08]*
- Fabry (-Anderson) disease E75.21 *[N08]*
- Goodpasture's syndrome M31.0
- hemolytic-uremic syndrome — *see* Syndrome, hemolytic-uremic
- Henoch (-Schönlein) purpura D69.0 *[N08]*
- lecithin cholesterol acyltransferase deficiency E78.6 *[N08]*
- microscopic polyangiitis M31.7 *[N08]*
- multiple myeloma C90.0 ☑ *[N08]*
- Plasmodium malariae B52.0
- schistosomiasis B65.9 *[N08]*
- sepsis A41.9 *[N08]*
  - streptococcal A40 ☑ *[N08]*
- sickle-cell disorders D57. ☑ *[N08]*
- strongyloidiasis B78.9 *[N08]*
- subacute bacterial endocarditis I33.0 *[N08]*
- syphilis (late) congenital A50.59 *[N08]*
- systemic lupus erythematosus M32.14
- thrombotic thrombocytopenic purpura M31.19 *[N08]*
- typhoid fever A01.09
- Waldenström macroglobulinemia C88.0 ☑ *[N08]*
- Wegener's granulomatosis M31.31

latent or quiescent N03.9

lobular, lobulonodular — *see* Glomerulonephritis, membranoproliferative

membranoproliferative (diffuse)(type 1 or 3) (*see also* N00-N07 with fourth character .5) N05.5

- dense deposit (type 2) NEC (*see also* N00-N07 with fourth character .6) N05.6

membranous (diffuse) NEC (*see also* N00-N07 with fourth character .2) N05.2

mesangial

- IgA/IgG — *see* Nephropathy, IgA
- proliferative (diffuse) NEC (*see also* N00-N07 with fourth character .3) N05.3

- mesangiocapillary (diffuse) NEC (*see also* N00-N07 with fourth character .5) N05.5
- necrotic, necrotizing NEC (*see also* N00-N07 with fourth character .8) N05.8
- nodular — *see* Glomerulonephritis, membranoproliferative
- poststreptococcal NEC N05.9
  - acute N00.9
  - chronic N03.9
  - rapidly progressive N01.9
- proliferative NEC (*see also* N00-N07 with fourth character .8) N05.8
  - diffuse (lupus) M32.14
- rapidly progressive N01.9
- sclerosing, diffuse N18.9
- specified pathology NEC (*see also* N00-N07 with fourth character .8) N05.8
- subacute N01.9

Glomerulopathy — *see* Glomerulonephritis

Glomerulosclerosis (*see also* Sclerosis, renal)
- intercapillary (nodular) (with diabetes) — *see* Diabetes, glomerulosclerosis
- intracapillary — *see* Diabetes, glomerulosclerosis

Glossagra K14.6

Glossalgia K14.6

Glossitis (chronic superficial) (gangrenous) (Moeller's) K14.0
- areata exfoliativa K14.1
- atrophic K14.4
- benign migratory K14.1
- cortical superficial, sclerotic K14.0
- Hunter's D51.0
- interstitial, sclerous K14.0
- median rhomboid K14.2
- pellagrous E52
- superficial, chronic K14.0

Glossocele K14.8

Glossodynia K14.6
- exfoliativa K14.4

- Glossoncus K14.8
- Glossopathy K14.9
- Glossophytia K14.3
- Glossoplegia K14.8
- Glossoptosis K14.8
- Glossopyrosis K14.6
- Glossotrichia K14.3
- Glossy skin L90.8
- Glottis — *see* condition
- Glottitis (*see also* Laryngitis) J04.0
- Glucagonoma
  - pancreas
    - benign D13.7
    - malignant C25.4
    - uncertain behavior D37.8
  - specified site NEC
    - benign — *see* Neoplasm, benign, by site
    - malignant — *see* Neoplasm, malignant, by site
    - uncertain behavior — *see* Neoplasm, uncertain behavior, by site
  - unspecified site
    - benign D13.7
    - malignant C25.4
    - uncertain behavior D37.8
- Glucoglycinuria E72.51
- Glucose-galactose malabsorption E74.39
- Glue
  - ear — *see* Otitis, media, nonsuppurative, chronic, mucoid
  - sniffing (airplane) — *see* Abuse, drug, inhalant
    - dependence — *see* Dependence, drug, inhalant
- GLUT1 deficiency syndrome 1, infantile onset E74.810
- GLUT1 deficiency syndrome 2, childhood onset E74.810
- Glutaric aciduria E72.3
- Glycinemia E72.51
- Glycinuria (renal) (with ketosis) E72.09
- Glycogen
  - infiltration — *see* Disease, glycogen storage
  - storage disease — *see* Disease, glycogen storage

- Glycogenosis (diffuse) (generalized) (*see also* Disease, glycogen storage)
  - cardiac E74.02 *[I43]*
  - diabetic, secondary — *see* Diabetes, glycogenosis, secondary
  - pulmonary interstitial J84.842
- Glycopenia E16.2
- Glycosuria R81
  - renal (familial) E74.818
- Gnathostoma spinigerum (infection) (infestation), gnathostomiasis (wandering swelling) B83.1
- Goiter (plunging) (substernal) E04.9
  - with
    - hyperthyroidism (recurrent) — *see* Hyperthyroidism, with, goiter
    - thyrotoxicosis — *see* Hyperthyroidism, with, goiter
  - adenomatous — *see* Goiter, nodular
  - cancerous C73
  - congenital (nontoxic) E03.0
    - diffuse E03.0
    - parenchymatous E03.0
    - transitory, with normal functioning P72.0
  - cystic E04.2
    - due to iodine-deficiency E01.1
  - due to
    - enzyme defect in synthesis of thyroid hormone E07.1
    - iodine-deficiency (endemic) E01.2
  - dyshormonogenetic (familial) E07.1
  - endemic (iodine-deficiency) E01.2
    - diffuse E01.0
    - multinodular E01.1
  - exophthalmic — *see* Hyperthyroidism, with, goiter
  - iodine-deficiency (endemic) E01.2
    - diffuse E01.0
    - multinodular E01.1
    - nodular E01.1
  - lingual Q89.2
  - lymphadenoid E06.3
  - malignant C73
  - multinodular (cystic) (nontoxic) E04.2

- toxic or with hyperthyroidism E05.20
  - with thyroid storm E05.21
- neonatal NEC P72.0
- nodular (nontoxic) (due to) E04.9
  - with
    - hyperthyroidism E05.20
      - with thyroid storm E05.21
    - thyrotoxicosis E05.20
      - with thyroid storm E05.21
  - endemic E01.1
  - iodine-deficiency E01.1
  - sporadic E04.9
  - toxic E05.20
    - with thyroid storm E05.21
- nontoxic E04.9
  - diffuse (colloid) E04.0
  - multinodular E04.2
  - simple E04.0
  - specified NEC E04.8
  - uninodular E04.1
- simple E04.0
- toxic — *see* Hyperthyroidism, with, goiter
- uninodular (nontoxic) E04.1
  - toxic or with hyperthyroidism E05.10
    - with thyroid storm E05.11

Goiter-deafness syndrome E07.1
Goldberg syndrome Q89.89
Goldberg-Maxwell syndrome E34.51
Goldblatt's hypertension or kidney I70.1
Goldenhar (-Gorlin) syndrome Q87.0
Goldflam-Erb disease or syndrome G70.00
- with exacerbation (acute) G70.01
- in crisis G70.01

Goldscheider's disease Q81.8
Goldstein's disease (familial hemorrhagic telangiectasia) I78.0
Golfer's elbow — *see* Epicondylitis, medial
Gonadoblastoma

- specified site — *see* Neoplasm, uncertain behavior, by site
- unspecified site
  - female D39.10
  - male D40.10

Gonecystitis — *see* Vesiculitis

Gongylonemiasis B83.8

Goniosynechiae — *see* Adhesions, iris, goniosynechiae

Gonococcemia A54.86

Gonococcus, gonococcal (disease) (infection) (*see also* condition) A54.9

- anus A54.6
- bursa, bursitis A54.49
- conjunctiva, conjunctivitis (neonatorum) A54.31
- endocardium A54.83
- eye A54.30
  - conjunctivitis A54.31
  - iridocyclitis A54.32
  - keratitis A54.33
  - newborn A54.31
  - other specified A54.39
- fallopian tubes (acute) (chronic) A54.24
- genitourinary (organ) (system) (tract) (acute)
  - lower A54.00
    - with abscess (accessory gland) (periurethral) A54.1
  - upper (*see also* condition) A54.29
- heart A54.83
- iridocyclitis A54.32
- joint A54.42
- lymphatic (gland) (node) A54.89
- meninges, meningitis A54.81
- musculoskeletal A54.40
  - arthritis A54.42
  - osteomyelitis A54.43
  - other specified A54.49
  - spondylopathy A54.41

- pelviperitonitis A54.24
- pelvis (acute) (chronic) A54.24
- pharynx A54.5
- proctitis A54.6
- pyosalpinx (acute) (chronic) A54.24
- rectum A54.6
- skin A54.89
- specified site NEC A54.89
- tendon sheath A54.49
- throat A54.5
- urethra (acute) (chronic) A54.01
  - with abscess (accessory gland) (periurethral) A54.1
- vulva (acute) (chronic) A54.02

Gonocytoma
- specified site — *see* Neoplasm, uncertain behavior, by site
- unspecified site
  - female D39.10
  - male D40.10

Gonorrhea (acute) (chronic) A54.9
- Bartholin's gland (acute) (chronic) (purulent) A54.02
  - with abscess (accessory gland) (periurethral) A54.1
- bladder A54.01
- cervix A54.03
- conjunctiva, conjunctivitis (neonatorum) A54.31
- contact Z20.2
- Cowper's gland (with abscess) A54.1
- exposure to Z20.2
- fallopian tube (acute) (chronic) A54.24
- kidney (acute) (chronic) A54.21
- lower genitourinary tract A54.00
  - with abscess (accessory gland) (periurethral) A54.1
- ovary (acute) (chronic) A54.24
- pelvis (acute) (chronic) A54.24
  - female pelvic inflammatory disease A54.24

- penis A54.09
- prostate (acute) (chronic) A54.22
- seminal vesicle (acute) (chronic) A54.23
- specified site not listed (*see also* Gonococcus) A54.89
- spermatic cord (acute) (chronic) A54.23
- urethra A54.01
  - with abscess (accessory gland) (periurethral) A54.1
- vagina A54.02
- vas deferens (acute) (chronic) A54.23
- vulva A54.02

Goodall's disease A08.19
Goodpasture's syndrome M31.0
Gopalan's syndrome (burning feet) E53.0
Gorlin-Chaudry-Moss syndrome Q87.0
Gottron's papules L94.4
Gougerot's syndrome (trisymptomatic) L81.7
Gougerot-Blum syndrome (pigmented purpuric lichenoid dermatitis) L81.7
Gougerot-Carteaud disease or syndrome (confluent reticulate papillomatosis) L83
Gouley's syndrome (constrictive pericarditis) I31.1
Goundou A66.6
Gout, gouty (acute) (attack) (flare) (*see also* Gout, chronic) M10.9

- drug-induced M10.20
  - ankle M10.27 ☑
  - elbow M10.22 ☑
  - foot joint M10.27 ☑
  - hand joint M10.24 ☑
  - hip M10.25 ☑
  - knee M10.26 ☑
  - multiple site M10.29
  - shoulder M10.21 ☑
  - vertebrae M10.28
  - wrist M10.23 ☑
- idiopathic M10.00

- ankle M10.07
- elbow M10.02
- foot joint M10.07
- hand joint M10.04
- hip M10.05
- knee M10.06
- multiple site M10.09
- shoulder M10.01
- vertebrae M10.08
- wrist M10.03

in (due to) renal impairment M10.30
- ankle M10.37
- elbow M10.32
- foot joint M10.37
- hand joint M10.34
- hip M10.35
- knee M10.36
- multiple site M10.39
- shoulder M10.31
- vertebrae M10.38
- wrist M10.33

lead-induced M10.10
- ankle M10.17
- elbow M10.12
- foot joint M10.17
- hand joint M10.14
- hip M10.15
- knee M10.16
- multiple site M10.19
- shoulder M10.11
- vertebrae M10.18
- wrist M10.13

primary — *see* Gout, idiopathic

saturnine — *see* Gout, lead-induced

secondary NEC M10.40

- ankle M10.47
- elbow M10.42
- foot joint M10.47
- hand joint M10.44
- hip M10.45
- knee M10.46
- multiple site M10.49
- shoulder M10.41
- vertebrae M10.48
- wrist M10.43

syphilitic (*see also* subcategory M14.8) A52.77

tophi — *see* Gout, chronic

Gout, chronic (*see also* Gout, gouty) M1A.9

drug-induced M1A.20

- ankle M1A.27
- elbow M1A.22
- foot joint M1A.27
- hand joint M1A.24
- hip M1A.25
- knee M1A.26
- multiple site M1A.29
- shoulder M1A.21
- vertebrae M1A.28
- wrist M1A.23

idiopathic M1A.00

- ankle M1A.07
- elbow M1A.02
- foot joint M1A.07
- hand joint M1A.04
- hip M1A.05
- knee M1A.06
- multiple site M1A.09
- shoulder M1A.01
- vertebrae M1A.08
- wrist M1A.03

in (due to) renal impairment M1A.30

- ankle M1A.37
- elbow M1A.32
- foot joint M1A.37
- hand joint M1A.34
- hip M1A.35
- knee M1A.36
- multiple site M1A.39
- shoulder M1A.31
- vertebrae M1A.38
- wrist M1A.33

- lead-induced M1A.10
  - ankle M1A.17
  - elbow M1A.12
  - foot joint M1A.17
  - hand joint M1A.14
  - hip M1A.15
  - knee M1A.16
  - multiple site M1A.19
  - shoulder M1A.11
  - vertebrae M1A.18
  - wrist M1A.13
- primary — *see* Gout, chronic, idiopathic
- saturnine — *see* Gout, chronic, lead-induced
- secondary NEC M1A.40
  - ankle M1A.47
  - elbow M1A.42
  - foot joint M1A.47
  - hand joint M1A.44
  - hip M1A.45
  - knee M1A.46
  - multiple site M1A.49
  - shoulder M1A.41
  - vertebrae M1A.48
  - wrist M1A.43
- syphilitic (*see also* subcategory M14.8) A52.77
- tophi M1A.9

Gower's

- muscular dystrophy G71.01
- syndrome (vasovagal attack) R55

Gradenigo's syndrome — *see* Otitis, media, suppurative, acute

Graefe's disease — *see* Strabismus, paralytic, ophthalmoplegia, progressive

Graft-versus-host disease D89.813
- acute D89.810
- acute on chronic D89.812
- chronic D89.811

Grainhandler's disease or lung J67.8

Grain mite (itch) B88.09

Grand mal — *see* Epilepsy, generalized, specified NEC

Grand multipara status only (not pregnant) Z64.1
- pregnant — *see* Pregnancy, complicated by, grand multiparity

Granite worker's lung J62.8

Granular (*see also* condition)
- inflammation, pharynx J31.2
- kidney (contracting) — *see* Sclerosis, renal
- liver K74.69

Granulation tissue (abnormal) (excessive) L92.9
- postmastoidectomy cavity — *see* Complications, postmastoidectomy, granulation

Granulocytopenia (primary) (malignant) — *see* Agranulocytosis

Granuloma L92.9
- abdomen K66.8
  - from residual foreign body L92.3
  - pyogenicum L98.0
- actinic L57.5
- annulare (perforating) L92.0
- apical K04.5
- aural — *see* Otitis, externa, specified NEC
- beryllium (skin) L92.3
- bone
  - eosinophilic C96.6
  - from residual foreign body — *see* Osteomyelitis, specified type NEC
  - lung C96.6
- brain (any site) G06.0
  - schistosomiasis B65.9 *[G07]*

- canaliculus lacrimalis — *see* Granuloma, lacrimal
- candidal (cutaneous) B37.2
- cerebral (any site) G06.0
- coccidioidal (primary) (progressive) B38.7
  - lung B38.1
  - meninges B38.4
- colon K63.89
- conjunctiva H11.22 ☑
- dental K04.5
- ear, middle — *see* Cholesteatoma
- eosinophilic C96.6
  - bone C96.6
  - lung C96.6
  - oral mucosa K13.4
  - skin L92.2
- eyelid H01.8 ☑
- facial(e) L92.2
- foreign body (in soft tissue) NEC M60.20
  - ankle M60.27 ☑
  - foot M60.27 ☑
  - forearm M60.23 ☑
  - hand M60.24 ☑
  - in operation wound — *see* Foreign body, accidentally left during a procedure
  - lower leg M60.26 ☑
  - pelvic region M60.25 ☑
  - shoulder region M60.21 ☑
  - skin L92.3
  - specified site NEC M60.28
  - subcutaneous tissue L92.3
  - thigh M60.25 ☑
  - upper arm M60.22 ☑
- gangraenescens M31.2
- genito-inguinale A58
- giant cell (central) (reparative) (jaw) M27.1
  - gingiva (peripheral) K06.8

- gland (lymph) I88.8
- hepatic NEC K75.3
  - in (due to)
    - berylliosis J63.2 *[K77]*
    - sarcoidosis D86.89
- Hodgkin C81.9 ☑
- ileum K63.89
- infectious B99.9
  - specified NEC B99.8
- inguinale (Donovan) (venereal) A58
- intestine NEC K63.89
- intracranial (any site) G06.0
- intraspinal (any part) G06.1
- iridocyclitis — *see* Iridocyclitis, chronic
- jaw (bone) (central) M27.1
  - reparative giant cell M27.1
- kidney (*see also* Infection, kidney) N15.8
- lacrimal H04.81 ☑
- larynx J38.7
- lethal midline (faciale(e)) M31.2
- liver NEC — *see* Granuloma, hepatic
- lung (infectious) (*see also* Fibrosis, lung)
  - coccidioidal B38.1
  - eosinophilic C96.6
- Majocchi's B35.8
- malignant (facial(e)) M31.2
- mandible (central) M27.1
- midline (lethal) M31.2
- monilial (cutaneous) B37.2
- nasal sinus — *see* Sinusitis
- operation wound T81.89 ☑
  - foreign body — *see* Foreign body, accidentally left during a procedure
  - stitch T81.89 ☑
  - talc — *see* Foreign body, accidentally left during a procedure

- oral mucosa K13.4
- orbit, orbital H05.11 ☑
- paracoccidioidal B41.8
- penis, venereal A58
- periapical K04.5
- peritoneum K66.8
  - due to ova of helminths NOS (*see also* Helminthiasis) B83.9 *[K67]*
- postmastoidectomy cavity — *see* Complications, postmastoidectomy, recurrent cholesteatoma
- prostate N42.89
- pudendi (ulcerating) A58
- pulp, internal (tooth) K03.3
- pyogenic, pyogenicum (of) (skin) L98.0
  - gingiva K06.8
  - maxillary alveolar ridge K04.5
  - oral mucosa K13.4
- rectum K62.89
- reticulohistiocytic D76.3
- rubrum nasi L74.8
- Schistosoma — *see* Schistosomiasis
- septic (skin) L98.0
- silica (skin) L92.3
- sinus (accessory) (infective) (nasal) — *see* Sinusitis
- skin L92.9
  - from residual foreign body L92.3
  - pyogenicum L98.0
- spine
  - syphilitic (epidural) A52.19
  - tuberculous A18.01
- stitch (postoperative) T81.89 ☑
- suppurative (skin) L98.0
- swimming pool A31.1
- talc (*see also* Granuloma, foreign body)
  - in operation wound — *see* Foreign body, accidentally left during a procedure

telangiectaticum (skin) L98.0
tracheostomy J95.09
trichophyticum B35.8
tropicum A66.4
umbilical P83.81
umbilicus P83.81
urethra N36.8
uveitis — *see* Iridocyclitis, chronic
vagina A58
venereum A58
vocal cord J38.3
Granulomatosis L92.9
with polyangiitis M31.3 ☑
eosinophilic, with polyangiitis [EGPA] M30.1
lymphoid C83.8 ☑
miliary (listerial) A32.89
necrotizing, respiratory M31.30
progressive septic D71.8
specified NEC L92.8
Wegener's M31.30
with renal involvement M31.31
Granulomatous tissue (abnormal) (excessive) L92.9
Granulosis rubra nasi L74.8
Graphite fibrosis (of lung) J63.3
Graphospasm F48.8
organic G25.89
Grating scapula M89.8X1
Gravel (urinary) — *see* Calculus, urinary
Graves' disease — *see* Hyperthyroidism, with, goiter
Gravis — *see* condition
Grawitz tumor C64. ☑
Gray syndrome (newborn) P93.0
Grayness, hair (premature) L67.1
congenital Q84.2
Green sickness D50.8
Greenfield's disease

- meaning
  - concentric sclerosis (encephalitis periaxialis concentrica) G37.5
  - metachromatic leukodystrophy E75.25
- Greenstick fracture - code as Fracture, by site
- Grey syndrome (newborn) P93.0
- Grief F43.21
  - complicated F43.81
  - prolonged F43.81
  - reaction (*see also* Disorder, adjustment) F43.20
- Griesinger's disease B76.0
- Grinder's lung or pneumoconiosis J62.8
- Grinding, teeth
  - psychogenic F45.8
  - sleep related G47.63
- Grip
  - Dabney's B33.0
  - devil's B33.0
- Grippe, grippal (*see also* Influenza)
  - Balkan A78
  - summer, of Italy A93.1
- Grisel's disease M43.6
- Groin — *see* condition
- Grooved tongue K14.5
- Ground itch B76.9
- Grover's disease or syndrome L11.1
- Growing pains, children R29.898
- Growth (fungoid) (neoplastic) (new) (*see also* Neoplasm)
  - adenoid (vegetative) J35.8
  - benign — *see* Neoplasm, benign, by site
  - malignant — *see* Neoplasm, malignant, by site
  - rapid, childhood Z00.2
  - secondary — *see* Neoplasm, secondary, by site

- Gruby's disease B35.0
- Guardianship by non-parental relative Z62.23
- Gubler-Millard paralysis or syndrome G46.3
- Guerin-Stern syndrome Q74.3
- Guidance, insufficient anterior (occlusal) M26.54
- Guillain-Barré disease or syndrome G61.0
  - sequelae G65.0
- Guinea worms (infection) (infestation) B72
- Guinon's disease (motor-verbal tic) F95.2
- Gull's disease E03.4
- Gum — *see* condition
- Gumboil K04.7
  - with sinus K04.6
- Gumma (syphilitic) A52.79
  - artery A52.09
    - cerebral A52.04
  - bone A52.77
    - of yaws (late) A66.6
  - brain A52.19
  - cauda equina A52.19
  - central nervous system A52.3
  - ciliary body A52.71
  - congenital A50.59
  - eyelid A52.71
  - heart A52.06
  - intracranial A52.19
  - iris A52.71
  - kidney A52.75
  - larynx A52.73
  - leptomeninges A52.19
  - liver A52.74
  - meninges A52.19
  - myocardium A52.06
  - nasopharynx A52.73
  - neurosyphilitic A52.3
  - nose A52.73

- orbit A52.71
- palate (soft) A52.79
- penis A52.76
- pericardium A52.06
- pharynx A52.73
- pituitary A52.79
- scrofulous (tuberculous) A18.4
- skin A52.79
- specified site NEC A52.79
- spinal cord A52.19
- tongue A52.79
- tonsil A52.73
- trachea A52.73
- tuberculous A18.4
- ulcerative due to yaws A66.4
- ureter A52.75
- yaws A66.4
  - bone A66.6

Gunn's syndrome Q07.8

Gunshot wound (*see also* Puncture, open)
- fracture - code as Fracture, by site
- internal organs — *see* Injury, by site

Gynandrism Q56.0

Gynandroblastoma
- specified site — *see* Neoplasm, uncertain behavior, by site
- unspecified site
  - female D39.10
  - male D40.10

Gynecological examination (periodic) (routine) Z01.419
- with abnormal findings Z01.411

Gynecomastia N62

Gynephobia F40.291

Gyrate scalp Q82.8

H

- H (Hartnup's) disease E72.02
- Haas' disease or osteochondrosis (juvenile) (head of humerus) — *see* Osteochondrosis, juvenile, humerus
- H-ABC (hypomyelination with atrophy of the basal ganglia and cerebellum) G23.3
- Habit, habituation
  - bad sleep Z72.821
  - chorea F95.8
  - disturbance, child F98.9
  - drug — *see* Dependence, drug
  - irregular sleep Z72.821
  - laxative F55.2
  - spasm — *see* Tic
  - tic — *see* Tic
- Haemophilus (H.) influenzae, as cause of disease classified elsewhere B96.3
- Haff disease — *see* Poisoning, mercury
- HAFOUS (Hao-Fountain syndrome) Q87.87
- Hageman's factor defect, deficiency or disease D68.2
- Haglund's disease or osteochondrosis (juvenile) (os tibiale externum) — *see* Osteochondrosis, juvenile, tarsus
- Hailey-Hailey disease Q82.8
- Hair (*see also* condition)
  - plucking F63.3
    - in stereotyped movement disorder F98.4
  - tourniquet syndrome (*see also* Constriction, external, by site)
    - finger S60.44 ☑
    - penis S30.842 ☑
    - thumb S60.34 ☑
    - toe S90.44 ☑
- Hairball in stomach T18.2 ☑
- Hair-pulling, pathological (compulsive) F63.3
- Hairy black tongue K14.3
- Half vertebra Q76.49
- Halitosis R19.6
- Hallerman-Streiff syndrome Q87.0
- Hallervorden-Spatz disease G23.0
- Hallopeau's acrodermatitis or disease L40.2
- Hallucination R44.3

- auditory R44.0
- gustatory R44.2
- olfactory R44.2
- specified NEC R44.2
- tactile R44.2
- visual R44.1

Hallucinosis (chronic) F28
- alcoholic (acute) F10.951
  - in
    - abuse F10.151
    - dependence F10.251
- drug-induced F19.951
  - cannabis F12.951
  - cocaine F14.951
  - hallucinogen F16.151
  - in
    - abuse F19.151
      - cannabis F12.151
      - cocaine F14.151
      - hallucinogen F16.151
      - inhalant F18.151
      - opioid F11.151
      - sedative, anxiolytic or hypnotic F13.151
      - stimulant NEC F15.151
    - dependence F19.251
      - cannabis F12.251
      - cocaine F14.251
      - hallucinogen F16.251
      - inhalant F18.251
      - opioid F11.251
      - sedative, anxiolytic or hypnotic F13.251
      - stimulant NEC F15.251
  - inhalant F18.951
  - opioid F11.951
  - sedative, anxiolytic or hypnotic F13.951
  - stimulant NEC F15.951
- organic F06.0

- Hallux
  - deformity (acquired) NEC M20.5X
  - limitus M20.5X
  - malleus (acquired) NEC M20.3
  - rigidus (acquired) M20.2
    - congenital Q74.2
    - sequelae (late effect) of rickets E64.3
  - valgus (acquired) M20.1
    - congenital Q66.6
  - varus (acquired) M20.3
    - congenital Q66.3
- Halo, visual H53.19
- Hamartoma, hamartoblastoma Q85.9
  - epithelial (gingival), odontogenic, central or peripheral — *see* Cyst, calcifying odontogenic
- Hamartosis Q85.9
- Hamman-Rich syndrome J84.114
- Hammer toe (acquired) NEC (*see also* Deformity, toe, hammer toe)
  - congenital Q66.89
  - sequelae (late effect) of rickets E64.3
- Hand — *see* condition
- Hand-foot syndrome L27.1
- Handicap, handicapped
  - educational Z55.9
    - specified NEC Z55.8
- Hand-Schüller-Christian disease or syndrome C96.5
- Hanging (asphyxia) (strangulation) (suffocation) — *see* Asphyxia, traumatic, due to mechanical threat
- Hangnail (*see also* Cellulitis, digit)
  - with lymphangitis — *see* Lymphangitis, acute, digit
- Hangover (alcohol) F10.129
- Hanhart's syndrome Q87.0
- Hanot-Chauffard (-Troisier) syndrome E83.19
- Hanot's cirrhosis or disease K74.3
- Hansen's disease — *see* Leprosy
- Hantaan virus disease (Korean hemorrhagic fever) A98.5
- Hantavirus disease (with renal manifestations) (Dobrava) (Puumala) (Seoul) A98.5
  - with pulmonary manifestations (Andes) (Bayou) (Bermejo) (Black Creek Canal) (Choclo) (Juquitiba) (Laguna negra) (Lechiguanas) (New York) (Oran) (Sin nombre) B33.4

- Happy puppet syndrome Q93.51
- Harada's disease or syndrome H30.81 ☑
- Hardening
  - artery — *see* Arteriosclerosis
  - brain G93.89
- Hardship, material, due to limited financial resources, specified NEC Z59.87
- Harelip (complete) (incomplete) — *see* Cleft, lip
- Harlequin (newborn) Q80.4
- Harley's disease D59.6
- Harmful use (of)
  - alcohol F10.10
  - anxiolytics — *see* Abuse, drug, sedative
  - cannabinoids — *see* Abuse, drug, cannabis
  - cocaine — *see* Abuse, drug, cocaine
  - drug — *see* Abuse, drug
  - hallucinogens — *see* Abuse, drug, hallucinogen
  - hypnotics — *see* Abuse, drug, sedative
  - opioids — *see* Abuse, drug, opioid
  - PCP (phencyclidine) — *see* Abuse, drug, hallucinogen
  - sedatives — *see* Abuse, drug, sedative
  - stimulants NEC — *see* Abuse, drug, stimulant
- Harris' lines — *see* Arrest, epiphyseal
- Hartnup's disease E72.02
- Harvester's lung J67.0
- Harvesting ovum for in vitro fertilization Z31.83
- Hashimoto's disease or thyroiditis E06.3
- Hashitoxicosis (transient) E06.3
- Hassal-Henle bodies or warts (cornea) H18.49
- Haut mal — *see* Epilepsy, generalized, specified NEC
- Haverhill fever A25.1
- Hay fever (*see also* Fever, hay) J30.1
- Hayem-Widal syndrome D59.8
- Haygarth's nodes M15.8
- Haymaker's lung J67.0
- Hb (abnormal)

- Bart's disease D56.0
- disease — *see* Disease, hemoglobin
- trait — *see* Trait

Head — *see* condition

Headache R51.9
- with
  - orthostatic component NEC R51.0
  - positional component NEC R51.0
- allergic NEC G44.89
- associated with sexual activity G44.82
- cervicogenic G44.86
- chronic daily R51.9
- cluster G44.009
  - chronic G44.029
    - intractable G44.021
    - not intractable G44.029
  - episodic G44.019
    - intractable G44.011
    - not intractable G44.019
  - intractable G44.001
  - not intractable G44.009
- cough (primary) G44.83
- daily chronic R51.9
- drug-induced NEC G44.40
  - intractable G44.41
  - not intractable G44.40
- exertional (primary) G44.84
- histamine G44.009
  - intractable G44.001
  - not intractable G44.009
- hypnic G44.81
- lumbar puncture G97.1
- medication overuse G44.40
  - intractable G44.41
  - not intractable G44.40

- menstrual — *see* Migraine, menstrual
- migraine (type) (*see also* Migraine) G43.909
- nasal septum R51.9
- neuralgiform, short lasting unilateral, with conjunctival injection and tearing (SUNCT) G44.059
  - intractable G44.051
  - not intractable G44.059
- new daily persistent (NDPH) G44.52
- orgasmic G44.82
- periodic syndromes in adults and children G43.C0
  - with refractory migraine G43.C1
  - intractable G43.C1
  - not intractable G43.C0
  - without refractory migraine G43.C0
- postspinal puncture G97.1
- post-traumatic G44.309
  - acute G44.319
    - intractable G44.311
    - not intractable G44.319
  - chronic G44.329
    - intractable G44.321
    - not intractable G44.329
  - intractable G44.301
  - not intractable G44.309
- pre-menstrual — *see* Migraine, menstrual
- preorgasmic G44.82
- primary
  - cough G44.83
  - exertional G44.84
  - stabbing G44.85
  - thunderclap G44.53
- rebound G44.40
  - intractable G44.41
  - not intractable G44.40
- short lasting unilateral neuralgiform, with conjunctival injection and tearing (SUNCT) G44.059
  - intractable G44.051
  - not intractable G44.059
- specified syndrome NEC G44.89
- spinal and epidural anesthesia - induced T88.59 ☑

- in labor and delivery O74.5
- in pregnancy O29.4
- postpartum, puerperal O89.4
- spinal fluid loss (from puncture) G97.1
- stabbing (primary) G44.85
- tension (-type) G44.209
  - chronic G44.229
    - intractable G44.221
    - not intractable G44.229
  - episodic G44.219
    - intractable G44.211
    - not intractable G44.219
  - intractable G44.201
  - not intractable G44.209
- thunderclap (primary) G44.53
- vascular NEC G44.1

Healthy
- infant
  - accompanying sick mother Z76.3
  - receiving care Z76.2
- person accompanying sick person Z76.3

Hearing examination Z01.10
- with abnormal findings NEC Z01.118
- infant or child (over 28 days old) Z00.129
  - with abnormal findings Z00.121
- following failed hearing screening Z01.110
- for hearing conservation and treatment Z01.12

Heart — *see* condition
- carcinoid — *see* Syndrome, carcinoid, heart

Heart beat
- abnormality R00.9
  - specified NEC R00.8
- awareness R00.2
- rapid R00.0
- slow R00.1

- Heartburn R12
  - psychogenic F45.8
- Heartland virus disease A93.8
- Heat (effects) T67.9 ☑
  - apoplexy T67.01 ☑
  - burn (*see also* Burn) L55.9
  - collapse T67.1 ☑
  - cramps T67.2 ☑
  - dermatitis or eczema L59.0
  - edema T67.7 ☑
  - erythema - code by site under Burn, first degree
  - excessive T67.9 ☑
    - specified effect NEC T67.8 ☑
  - exhaustion T67.5 ☑
    - anhydrotic T67.3 ☑
    - due to
      - salt (and water) depletion T67.4 ☑
      - water depletion T67.3 ☑
        - with salt depletion T67.4 ☑
  - fatigue (transient) T67.6 ☑
  - fever T67.01 ☑
  - hyperpyrexia T67.01 ☑
  - prickly L74.0
  - prostration — *see* Heat, exhaustion
  - pyrexia T67.01 ☑
  - rash L74.0
  - specified effect NEC T67.8 ☑
  - stroke T67.01 ☑
    - exertional T67.02 ☑
    - specified NEC T67.09 ☑
  - sunburn — *see* Sunburn
  - syncope T67.1 ☑
- Heavy-for-dates NEC (infant) (4000g to 4499g) P08.1
  - exceptionally (4500g or more) P08.0

- Hebephrenia, hebephrenic (schizophrenia) F20.1
- Heberden's disease or nodes (with arthropathy) M15.1
- Hebra's
  - pityriasis L26
  - prurigo L28.2
- Heel — *see* condition
- Heerfordt's disease D86.89
- HeFH (heterozygous familial hypercholesterolemia) E78.011
- Hegglin's anomaly or syndrome D72.0
- Heilmeyer-Schoner disease D45
- Heine-Medin disease A80.9
- Heinz body anemia, congenital D58.2
- Heliophobia F40.228
- Heller's disease or syndrome F84.3
- HELLP syndrome (hemolysis, elevated liver enzymes and low platelet count) O14.2 ☑
  - complicating
    - childbirth O14.24
    - puerperium O14.25
- Helminthiasis (*see also* Infestation, helminth)
  - Ancylostoma B76.0
  - intestinal B82.0
    - mixed types (types classifiable to more than one of the titles B65.0-B81.3 and B81.8) B81.4
    - specified type NEC B81.8
  - mixed types (intestinal) (types classifiable to more than one of the titles B65.0-B81.3 and B81.8) B81.4
  - Necator (americanus) B76.1
  - specified type NEC B83.8
- Heloma L84
- Hemangioblastoma — *see* Neoplasm, connective tissue, uncertain behavior
  - malignant — *see* Neoplasm, connective tissue, malignant
- Hemangioendothelioma (*see also* Neoplasm, uncertain behavior, by site)
  - benign D18.00
    - intra-abdominal D18.03
    - intracranial D18.02
    - skin D18.01
    - specified site NEC D18.09
  - bone (diffuse) — *see* Neoplasm, bone, malignant
  - epithelioid (*see also* Neoplasm, uncertain behavior, by site)

- malignant — *see* Neoplasm, malignant, by site
- malignant — *see* Neoplasm, connective tissue, malignant
- Hemangiofibroma — *see* Neoplasm, benign, by site
- Hemangiolipoma — *see* Lipoma
- Hemangioma D18.00
  - arteriovenous D18.00
    - intra-abdominal D18.03
    - intracranial D18.02
    - skin D18.01
    - specified site NEC D18.09
  - capillary I78.1
    - intra-abdominal D18.03
    - intracranial D18.02
    - skin D18.01
    - specified site NEC D18.09
  - cavernous D18.00
    - intra-abdominal D18.03
    - intracranial D18.02
    - skin D18.01
    - specified site NEC D18.09
  - epithelioid D18.00
    - intra-abdominal D18.03
    - intracranial D18.02
    - skin D18.01
    - specified site NEC D18.09
  - histiocytoid D18.00
    - intra-abdominal D18.03
    - intracranial D18.02
    - skin D18.01
    - specified site NEC D18.09
  - infantile D18.00
    - intra-abdominal D18.03
    - intracranial D18.02
    - skin D18.01
    - specified site NEC D18.09

- intra-abdominal D18.03
- intracranial D18.02
- intramuscular D18.00
  - intra-abdominal D18.03
  - intracranial D18.02
  - skin D18.01
  - specified site NEC D18.09
- intrathoracic structures D18.09
- juvenile D18.00
- malignant — *see* Neoplasm, connective tissue, malignant
- plexiform D18.00
  - intra-abdominal D18.03
  - intracranial D18.02
  - skin D18.01
  - specified site NEC D18.09
- racemose D18.00
  - intra-abdominal D18.03
  - intracranial D18.02
  - skin D18.01
  - specified site NEC D18.09
- sclerosing — *see* Neoplasm, skin, benign
- simplex D18.00
  - intra-abdominal D18.03
  - intracranial D18.02
  - skin D18.01
  - specified site NEC D18.09
- skin D18.01
- specified site NEC D18.09
- venous D18.00
  - intra-abdominal D18.03
  - intracranial D18.02
  - skin D18.01
  - specified site NEC D18.09
- verrucous keratotic D18.00

- intra-abdominal D18.03
- intracranial D18.02
- skin D18.01
- specified site NEC D18.09

Hemangiomatosis (systemic) I78.8
- involving single site — *see* Hemangioma

Hemangiopericytoma (*see also* Neoplasm, connective tissue, uncertain behavior)
- benign — *see* Neoplasm, connective tissue, benign
- malignant — *see* Neoplasm, connective tissue, malignant

Hemangiosarcoma — *see* Neoplasm, connective tissue, malignant

Hemarthrosis (nontraumatic) M25.00
- ankle M25.07 ☑
- elbow M25.02 ☑
- foot joint M25.07 ☑
- hand joint M25.04 ☑
- hip M25.05 ☑
- in hemophilic arthropathy — *see* Arthropathy, hemophilic
- knee M25.06 ☑
- shoulder M25.01 ☑
- specified joint NEC M25.08
- traumatic — *see* Sprain, by site
- vertebrae M25.08
- wrist M25.03 ☑

Hematemesis K92.0
- with ulcer - code by site under Ulcer, with hemorrhage K27.4
- newborn, neonatal P54.0
  - due to swallowed maternal blood P78.2

Hematidrosis L74.8

Hematinuria (*see also* Hemoglobinuria)
- malarial B50.8

Hematobilia K83.8

Hematocele
- female NEC N94.89
  - with ectopic pregnancy O00.90
    - with intrauterine pregnancy O00.91
  - ovary N83.8
- male N50.1

- Hematochezia (*see also* Melena) K92.1
- Hematochyluria (*see also* Infestation, filarial)
  - schistosomiasis (bilharziasis) B65.0
- Hematocolpos (with hematometra or hematosalpinx) N89.7
- Hematocornea — *see* Pigmentation, cornea, stromal
- Hematogenous — *see* condition
- Hematoma (traumatic) (skin surface intact) (*see also* Contusion)
  - with
    - injury of internal organs — *see* Injury, by site
    - open wound — *see* Wound, open
  - amputation stump (surgical) (late) T87.89
  - aorta, dissecting I71.00
    - abdominal I71.02
    - thoracic (*see also* Dissection, aorta, thoracic) I71.019
    - thoracoabdominal I71.03
  - aortic intramural — *see* Dissection, aorta
  - arterial (complicating trauma) — *see* Injury, blood vessel, by site
  - auricle — *see* Contusion, ear
    - nontraumatic — *see* Disorder, pinna, hematoma
  - birth injury NEC P15.8
  - brain (traumatic)
    - with
      - cerebral laceration or contusion (diffuse) — *see* Injury, intracranial, diffuse
        - focal — *see* Injury, intracranial, focal
    - cerebellar, traumatic S06.37 ☑
    - newborn NEC P52.4
      - birth injury P10.1
    - intracerebral, traumatic — *see* Injury, intracranial, intracerebral hemorrhage
    - nontraumatic — *see* Hemorrhage, intracranial
    - subarachnoid, arachnoid, traumatic — *see* Injury, intracranial, subarachnoid hemorrhage
    - subdural, traumatic — *see* Injury, intracranial, subdural hemorrhage
  - breast (nontraumatic) N64.89
  - broad ligament (nontraumatic) N83.7
    - traumatic S37.892 ☑

- cerebellar, traumatic S06.37 ☑
- cerebral — *see* Hematoma, brain
- cerebrum S06.36 ☑
  - left S06.35 ☑
  - right S06.34 ☑
- cesarean delivery wound O90.2
- complicating delivery (perineal) (pelvic) (vagina) (vulva) O71.7
- corpus cavernosum (nontraumatic) N48.89
- epididymis (nontraumatic) N50.1
- epidural (traumatic) — *see* Injury, intracranial, epidural hemorrhage
  - spinal — *see* Injury, spinal cord, by region
- episiotomy O90.2
- face, birth injury P15.4
- genital organ NEC (nontraumatic)
  - female (nonobstetric) N94.89
    - traumatic S30.202 ☑
  - male N50.1
    - traumatic S30.201 ☑
- internal organs — *see* Injury, by site
- intracerebral, traumatic — *see* Injury, intracranial, intracerebral hemorrhage
- intraoperative — *see* Complications, intraoperative, hemorrhage
- labia (nontraumatic) (nonobstetric) N90.89
- liver (subcapsular) (nontraumatic) K76.89
  - birth injury P15.0
- mediastinum — *see* Injury, intrathoracic
- mesosalpinx (nontraumatic) N83.7
  - traumatic S37.898 ☑
- muscle - code by site under Contusion
- nontraumatic
  - muscle M79.81
  - soft tissue M79.81
- obstetrical surgical wound O90.2
- orbit, orbital (nontraumatic) (*see also* Hemorrhage, orbit)
  - traumatic — *see* Contusion, orbit
- pelvis (female) (nontraumatic) (nonobstetric) N94.89

- obstetric O71.7
- traumatic — *see* Injury, by site

penis (nontraumatic) N48.89
- birth injury P15.5

perianal (nontraumatic) K64.5
perineal S30.23 ☑
- complicating delivery O71.7

perirenal — *see* Injury, kidney
peritoneal K66.1
pinna — *see* Contusion, ear
- nontraumatic — *see* Disorder, pinna, hematoma

placenta O43.89 ☑
postoperative (postprocedural) — *see* Complication, postprocedural, hematoma
retroperitoneal (nontraumatic) K68.3
- traumatic S36.892 ☑

scrotum, superficial S30.22 ☑
- birth injury P15.5

seminal vesicle (nontraumatic) N50.1
- traumatic S37.892 ☑

spermatic cord (traumatic) S37.892 ☑
- nontraumatic N50.1

spinal (cord) (meninges) (*see also* Injury, spinal cord, by region)
- newborn (birth injury) P11.5

spleen D73.5
- intraoperative — *see* Complications, intraoperative, hemorrhage, spleen
- postprocedural (postoperative) — *see* Complications, postprocedural, hemorrhage, spleen

sternocleidomastoid, birth injury P15.2
sternomastoid, birth injury P15.2
subarachnoid (traumatic) — *see* Injury, intracranial, subarachnoid hemorrhage
- newborn (nontraumatic) P52.5
  - due to birth injury P10.3
- nontraumatic — *see* Hemorrhage, intracranial, subarachnoid

subdural (traumatic) — *see* Injury, intracranial, subdural hemorrhage
- newborn (localized) P52.8
  - birth injury P10.0
- nontraumatic — *see* Hemorrhage, intracranial, subdural

- superficial, newborn P54.5
- testis (nontraumatic) N50.1
  - birth injury P15.5
- tunica vaginalis (nontraumatic) N50.1
- umbilical cord, complicating delivery O69.5 ☑
- uterine ligament (broad) (nontraumatic) N83.7
  - traumatic S37.892 ☑
- vagina (ruptured) (nontraumatic) N89.8
  - complicating delivery O71.7
- vas deferens (nontraumatic) N50.1
  - traumatic S37.892 ☑
- vitreous — *see* Hemorrhage, vitreous
- vulva (nontraumatic) (nonobstetric) N90.89
  - complicating delivery O71.7
  - newborn (birth injury) P15.5

Hematometra N85.7
- with hematocolpos N89.7

Hematomyelia (central) G95.19
- newborn (birth injury) P11.5
- traumatic T14.8 ☑

Hematomyelitis G04.90

Hematoperitoneum — *see* Hemoperitoneum

Hematophobia F40.230

Hematopneumothorax (see Hemothorax)

Hematopoiesis, cyclic D70.4

Hematoporphyria — *see* Porphyria

Hematorachis, hematorrhachis G95.19
- newborn (birth injury) P11.5

Hematosalpinx N83.6
- with
  - hematocolpos N89.7
  - hematometra N85.7
    - with hematocolpos N89.7
- infectional — *see* Salpingitis

- Hematospermia R36.1
- Hematothorax (see Hemothorax)
- Hematuria R31.9
  - due to sulphonamide, sulfonamide — *see* Table of Drugs and Chemicals, by drug
  - benign (familial) (of childhood) (*see also* Hematuria, idiopathic)
    - essential microscopic R31.1
  - endemic (*see also* Schistosomiasis) B65.0
  - gross R31.0
  - idiopathic N02.9
    - with glomerular lesion
      - C3
        - glomerulonephritis N02.A
        - glomerulopathy N02.A
          - with dense deposit disease N02.6
      - crescentic (diffuse) glomerulonephritis N02.7
      - dense deposit disease N02.6
      - endocapillary proliferative glomerulonephritis N02.4
      - focal and segmental hyalinosis or sclerosis N02.1
      - membranoproliferative (diffuse) N02.5
      - membranous (diffuse) N02.2
      - mesangial proliferative (diffuse) N02.3
      - mesangiocapillary (diffuse) N02.5
      - minor abnormality N02.0
      - proliferative NEC N02.8
      - specified pathology NEC N02.8
  - intermittent — *see* Hematuria, idiopathic
  - malarial B50.8
  - microscopic NEC (with symptoms) R31.29
    - asymptomatic R31.21
    - benign essential R31.1
  - paroxysmal (*see also* Hematuria, idiopathic)
    - nocturnal D59.5
  - persistent — *see* Hematuria, idiopathic
  - recurrent — *see* Hematuria, idiopathic
  - tropical (*see also* Schistosomiasis) B65.0
  - tuberculous A18.13
- Hemeralopia (day blindness) H53.11

- vitamin A deficiency E50.5
- Hemi-akinesia R41.4
- Hemianalgesia R20.0
- Hemianencephaly Q00.0
- Hemianesthesia R20.0
- Hemianopia, hemianopsia (heteronymous) H53.47
  - homonymous H53.46 ☑
  - syphilitic A52.71
- Hemiathetosis R25.8
- Hemiatrophy R68.89
  - cerebellar G31.9
  - face, facial, progressive (Romberg) G51.8
  - tongue K14.8
- Hemiballism (us) G25.5
- Hemicardia Q24.8
- Hemicephalus, hemicephaly Q00.0
- Hemichorea G25.5
- Hemicolitis, left — *see* Colitis, left sided
- Hemicrania
  - congenital malformation Q00.0
  - continua G44.51
  - meaning migraine (*see also* Migraine) G43.909
  - paroxysmal G44.039
    - chronic G44.049
      - intractable G44.041
      - not intractable G44.049
    - episodic G44.039
      - intractable G44.031
      - not intractable G44.039
    - intractable G44.031
    - not intractable G44.039

- Hemidystrophy — *see* Hemiatrophy
- Hemiectromelia Q73.8
- Hemihypalgesia R20.8
- Hemihypesthesia R20.1
- Hemi-inattention R41.4
- Hemimegalencephaly Q04.5
- Hemimelia Q73.8
  - lower limb — *see* Defect, reduction, lower limb, specified type NEC
  - upper limb — *see* Defect, reduction, upper limb, specified type NEC
- Hemiparalysis — *see* Hemiplegia
- Hemiparesis — *see* Hemiplegia
- Hemiparesthesia R20.2
- Hemiparkinsonism G20.C
- Hemiplegia G81.9 ☑
  - alternans facialis G83.89
  - ascending NEC G81.90
    - spinal G95.89
  - congenital (cerebral) G80.8
    - spastic G80.2
  - embolic (current episode) I63.4 ☑
  - flaccid G81.0 ☑
  - following
    - cerebrovascular disease I69.959
      - cerebral infarction I69.35 ☑
      - intracerebral hemorrhage I69.15 ☑
      - nontraumatic intracranial hemorrhage NEC I69.25 ☑
      - specified disease NEC I69.85 ☑
      - stroke NOS I69.35 ☑
      - subarachnoid hemorrhage I69.05 ☑
  - hysterical F44.4
  - newborn NEC P91.88
    - birth injury P11.9
  - spastic G81.1 ☑
    - congenital G80.2
  - thrombotic (current episode) I63.3 ☑

- Hemisection, spinal cord — *see* Injury, spinal cord, by region
- Hemispasm (facial) R25.2
- Hemisporosis B48.8
- Hemitremor R25.1
- Hemivertebra Q76.49
  - failure of segmentation with scoliosis Q76.3
  - fusion with scoliosis Q76.3
- Hemochromatosis E83.119
  - with refractory anemia D46.1
  - due to repeated red blood cell transfusion E83.111
  - hereditary (primary) E83.110
  - neonatal P78.84
  - primary E83.110
  - specified NEC E83.118
- Hemoglobin (*see also* condition)
  - abnormal (disease) — *see* Disease, hemoglobin
  - AS genotype D57.3
  - Constant Spring D58.2
  - E-beta thalassemia D56.5
  - fetal, hereditary persistence (HPFH) D56.4
  - H Constant Spring D56.0
  - low NOS D64.9
  - S (Hb S), heterozygous D57.3
- Hemoglobinemia D59.9
  - due to blood transfusion T80.89 ☑
  - paroxysmal D59.6
    - nocturnal D59.5
- Hemoglobinopathy (mixed) D58.2
  - with thalassemia D56.8
  - sickle-cell D57.1
    - with thalassemia D57.40
      - with
        - acute chest syndrome D57.411
        - cerebral vascular involvement D57.413
        - crisis (painful) D57.419
          - with

- dactylitis D57.414
- specified complication NEC D57.418
- pain (vaso-occlusive) D57.419
- splenic sequestration D57.412
- without crisis D57.40

Hemoglobinuria R82.3
- with anemia, hemolytic, acquired (chronic) NEC D59.6
- cold (paroxysmal) (with Raynaud's syndrome) D59.6
  - agglutinin D59.12
- due to exertion or hemolysis NEC D59.6
- intermittent D59.6
- malarial B50.8
- march D59.6
- nocturnal (paroxysmal) D59.5
- paroxysmal (cold) D59.6
  - nocturnal D59.5

Hemolymphangioma D18.1

Hemolysis
- intravascular
  - with
    - abortion — *see* Abortion, by type, complicated by, hemorrhage
    - ectopic or molar pregnancy O08.1
    - hemorrhage
      - antepartum — *see* Hemorrhage, antepartum, with coagulation defect
      - intrapartum (*see also* Hemorrhage, complicating, delivery) O67.0
  - postpartum O72.3
- neonatal (excessive) P58.9
  - specified NEC P58.8

Hemolytic — *see* condition

Hemopericardium I31.2
- following acute myocardial infarction (current complication) I23.0
- newborn P54.8
- traumatic — *see* Injury, heart, with hemopericardium

Hemoperitoneum K66.1
- infectional K65.9
- traumatic S36.899 ☑
  - with open wound — *see* Wound, open, abdominal, wall, by site if known, with penetration into peritoneal cavity

- Hemophilia (classical) (familial) (hereditary) D66
  - A D66
  - B D67
  - C D68.1
  - acquired D68.311
  - autoimmune D68.311
  - calcipriva (*see also* Defect, coagulation) D68.4
  - nonfamilial (*see also* Defect, coagulation) D68.4
  - secondary D68.311
  - vascular — *see* Disease, von Willebrand
- Hemophthalmos H44.81 ☑
- Hemopneumothorax (*see also* Hemothorax)
  - traumatic S27.2 ☑
- Hemoptysis R04.2
  - newborn P26.9
  - tuberculous — *see* Tuberculosis, pulmonary
- Hemorrhage, hemorrhagic (concealed) R58
  - abdomen R58
  - accidental antepartum — *see* Hemorrhage, antepartum
  - acute idiopathic pulmonary, in infants R04.81
  - adenoid J35.8
  - adrenal (capsule) (gland) E27.49
    - medulla E27.8
    - newborn P54.4
  - after delivery — *see* Hemorrhage, postpartum
  - alveolar
    - lung, newborn P26.8
    - process K08.89
  - alveolus K08.89
  - amputation stump (surgical) T87.89
  - anemia (chronic) D50.0
    - acute D62
  - antepartum (with) O46.90
    - with coagulation defect O46.00 ☑
      - afibrinogenemia O46.01 ☑
      - disseminated intravascular coagulation O46.02 ☑
      - hypofibrinogenemia O46.01 ☑
      - specified defect NEC O46.09 ☑

- before 20 weeks gestation O20.9
  - specified type NEC O20.8
  - threatened abortion O20.0
- due to
  - abruptio placenta (*see also* Abruptio placentae) O45.9 ☑
  - leiomyoma, uterus — *see* Hemorrhage, antepartum, specified cause NEC
  - placenta previa O44.1 ☑
- specified cause NEC — *see* subcategory O46.8X ☑

anus (sphincter) K62.5
apoplexy (stroke) — *see* Hemorrhage, intracranial, intracerebral
arachnoid — *see* Hemorrhage, intracranial, subarachnoid
artery R58
- brain — *see* Hemorrhage, intracranial, intracerebral

basilar (ganglion) I61.0
bladder N32.89
bowel K92.2
- newborn P54.3

brain (miliary) (nontraumatic) — *see* Hemorrhage, intracranial, intracerebral
- due to
  - birth injury P10.1
  - syphilis A52.05
- epidural or extradural (traumatic) — *see* Injury, intracranial, epidural hemorrhage
- newborn P52.4
  - birth injury P10.1
- subarachnoid — *see* Hemorrhage, intracranial, subarachnoid
- subdural — *see* Hemorrhage, intracranial, subdural

brainstem (nontraumatic) I61.3
- traumatic S06.38 ☑

breast N64.59
bronchial tube — *see* Hemorrhage, lung
bronchopulmonary — *see* Hemorrhage, lung
bronchus — *see* Hemorrhage, lung
bulbar I61.5
capillary I78.8
- primary D69.8

- cecum K92.2
- cerebellar, cerebellum (nontraumatic) I61.4
  - newborn P52.6
  - traumatic S06.37 ☑
- cerebral, cerebrum (*see also* Hemorrhage, intracranial, intracerebral)
  - newborn (anoxic) P52.4
    - birth injury P10.1
  - lobe I61.1
- cerebromeningeal I61.8
- cerebrospinal — *see* Hemorrhage, intracranial, intracerebral
- cervix (uteri) (stump) NEC N88.8
- chamber, anterior (eye) — *see* Hyphema
- childbirth — *see* Hemorrhage, complicating, delivery
- choroid H31.30 ☑
  - expulsive H31.31 ☑
- ciliary body — *see* Hyphema
- cochlea — *see* subcategory H83.8 ☑
- colon K92.2
- complicating
  - abortion — *see* Abortion, by type, complicated by, hemorrhage
  - delivery O67.9
    - associated with coagulation defect (afibrinogenemia) (DIC) (hyperfibrinolysis) O67.0
    - specified cause NEC O67.8
  - surgical procedure — *see* Hemorrhage, intraoperative
- conjunctiva H11.3 ☑
  - newborn P54.8
- cord, newborn (stump) P51.9
- corpus luteum (ruptured) cyst N83.1 ☑
- cortical (brain) I61.1
- cranial — *see* Hemorrhage, intracranial
- cutaneous R23.3
  - due to autosensitivity, erythrocyte D69.2
  - newborn P54.5
- delayed

- following ectopic or molar pregnancy O08.1
- postpartum O72.2
- diathesis (familial) D69.9
- disease D69.9
  - newborn P53
  - specified type NEC D69.8
- due to or associated with
  - afibrinogenemia or other coagulation defect (conditions in categories D65-D69)
    - antepartum — *see* Hemorrhage, antepartum, with coagulation defect
    - intrapartum O67.0
  - dental implant M27.61
  - device, implant or graft (*see also* Complications, by site and type, specified NEC) T85.838 ☑
    - arterial graft NEC T82.838 ☑
    - breast T85.838 ☑
    - catheter NEC T85.838 ☑
      - dialysis (renal) T82.838 ☑
        - intraperitoneal T85.838 ☑
      - infusion NEC T82.838 ☑
        - spinal (epidural) (subdural) T85.830 ☑
      - urinary (indwelling) T83.83 ☑
    - electronic (electrode) (pulse generator) (stimulator)
      - bone T84.83 ☑
      - cardiac T82.837 ☑
      - nervous system (brain) (peripheral nerve) (spinal) T85.830 ☑
      - urinary T83.83 ☑
    - fixation, internal (orthopedic) NEC T84.83 ☑
    - gastrointestinal (bile duct) (esophagus) T85.838 ☑
    - genital NEC T83.83 ☑
    - heart NEC T82.837 ☑
    - joint prosthesis T84.83 ☑
    - ocular (corneal graft) (orbital implant) NEC T85.838 ☑
    - orthopedic NEC T84.83 ☑
      - bone graft T86.838
    - specified NEC T85.838 ☑
    - urinary NEC T83.83 ☑
    - vascular NEC T82.838 ☑
    - ventricular intracranial shunt T85.830 ☑

- duodenum, duodenal K92.2
  - ulcer — *see* Ulcer, duodenum, with hemorrhage
- dura mater — *see* Hemorrhage, intracranial, subdural
- endotracheal — *see* Hemorrhage, lung
- epicranial subaponeurotic (massive), birth injury P12.2
- epidural (traumatic) (*see also* Injury, intracranial, epidural hemorrhage)
  - nontraumatic I62.1
- esophagus K22.89
  - varix I85.01
    - secondary I85.11
- excessive, following ectopic gestation (subsequent episode) O08.1
- extradural (traumatic) — *see* Injury, intracranial, epidural hemorrhage
  - birth injury P10.8
  - newborn (anoxic) (nontraumatic) P52.8
  - nontraumatic I62.1
- eye NEC H57.89
  - fundus — *see* Hemorrhage, retina
  - lid — *see* Disorder, eyelid, specified type NEC
- fallopian tube N83.6
- fibrinogenolysis — *see* Fibrinolysis
- fibrinolytic (acquired) — *see* Fibrinolysis
- from
  - ear (nontraumatic) — *see* Otorrhagia
  - tracheostomy stoma J95.01
- fundus, eye — *see* Hemorrhage, retina
- funis — *see* Hemorrhage, umbilicus, cord
- gastric — *see* Hemorrhage, stomach
- gastroenteric K92.2
  - newborn P54.3
- gastrointestinal (tract) K92.2
  - newborn P54.3

- genital organ, male N50.1
- genitourinary (tract) NOS R31.9
- gingiva K06.8
- globe (eye) — *see* Hemophthalmos
- graafian follicle cyst (ruptured) N83.0 ☑
- gum K06.8
- heart I51.89
- hypopharyngeal (throat) R04.1
- intermenstrual (regular) N92.3
  - irregular N92.1
- internal (organs) NEC R58
  - capsule I61.0
  - ear — *see* subcategory H83.8 ☑
  - newborn P54.8
- intestine K92.2
  - newborn P54.3
- intra-abdominal R58
- intra-alveolar (lung), newborn P26.8
- intracerebral (nontraumatic) — *see* Hemorrhage, intracranial, intracerebral
- intracranial (nontraumatic) I62.9
  - birth injury P10.9
  - epidural, nontraumatic I62.1
  - extradural, nontraumatic I62.1
  - newborn P52.9
    - specified NEC P52.8
  - intracerebral (nontraumatic) (in) I61.9
    - brain stem I61.3
    - cerebellum I61.4
    - newborn P52.4
      - birth injury P10.1
    - hemisphere I61.2
      - cortical (superficial) I61.1
      - subcortical (deep) I61.0
    - intraoperative
      - during a nervous system procedure G97.31
      - during other procedure G97.32

- intraventricular I61.5
- multiple localized I61.6
- postprocedural
  - following a nervous system procedure G97.51
  - following other procedure G97.52
- specified NEC I61.8
- superficial I61.1
- traumatic — *see* Injury, intracranial, intracerebral hemorrhage, traumatic

subarachnoid (nontraumatic) (from) I60.9
- newborn P52.5
  - birth injury P10.3
- intracranial (cerebral) artery I60.7
  - anterior communicating I60.2
  - basilar I60.4
  - carotid siphon and bifurcation I60.0 ☑
  - communicating I60.7
    - anterior I60.2
    - posterior I60.3 ☑
  - middle cerebral I60.1 ☑
  - posterior communicating I60.3 ☑
  - specified artery NEC I60.6
  - vertebral I60.5 ☑
- specified NEC I60.8
- traumatic S06.6X ☑

subdural (nontraumatic) I62.00
- acute I62.01
- birth injury P10.0
- chronic I62.03
- newborn (anoxic) (hypoxic) P52.8
  - birth injury P10.0
- spinal G95.19
- subacute I62.02
- traumatic — *see* Injury, intracranial, subdural hemorrhage

traumatic — *see* Injury, intracranial, focal brain injury

- intramedullary NEC G95.19
- intraocular — *see* Hemophthalmos
- intraoperative, intraprocedural — *see* Complication, hemorrhage (hematoma), intraoperative (intraprocedural), by site
- intrapartum — *see* Hemorrhage, complicating, delivery
- intrapelvic
  - female N94.89
  - male K66.1
- intraperitoneal K66.1
- intrapontine I61.3
- intraprocedural — *see* Complication, hemorrhage (hematoma), intraoperative (intraprocedural), by site
- intrauterine N85.7
  - complicating delivery (*see also* Hemorrhage, complicating, delivery) O67.9
  - postpartum — *see* Hemorrhage, postpartum
- intraventricular I61.5
  - newborn (nontraumatic) (*see also* Newborn, affected by, hemorrhage) P52.3
    - due to birth injury P10.2
    - grade
      - 1 P52.0
      - 2 P52.1
      - 3 P52.21
      - 4 P52.22
- intravesical N32.89
- iris (postinfectional) (postinflammatory) (toxic) — *see* Hyphema
- joint (nontraumatic) — *see* Hemarthrosis
- kidney N28.89
- knee (joint) (nontraumatic) — *see* Hemarthrosis, knee
- labyrinth — *see* subcategory H83.8 ☑
- lenticular striate artery I61.0
- ligature, vessel — *see* Hemorrhage, postoperative
- liver K76.89
- lung R04.89
  - newborn P26.9
    - massive P26.1
    - specified NEC P26.8
  - tuberculous — *see* Tuberculosis, pulmonary

- massive umbilical, newborn P51.0
- mediastinum — *see* Hemorrhage, lung
- medulla I61.3
- membrane (brain) I60.8
  - spinal cord — *see* Hemorrhage, spinal cord
- meninges, meningeal (brain) (middle) I60.8
  - spinal cord — *see* Hemorrhage, spinal cord
- mesentery K66.1
- metritis — *see* Endometritis
- mouth K13.79
- mucous membrane NEC R58
  - newborn P54.8
- muscle M62.89
- nail (subungual) L60.8
- nasal turbinate R04.0
  - newborn P54.8
- navel, newborn P51.9
- newborn P54.9
  - specified NEC P54.8
- nipple N64.59
- nose R04.0
  - newborn P54.8
- omentum K66.1
- optic nerve (sheath) H47.02 ☑
- orbit, orbital H05.23 ☑
- ovary NEC N83.8
- oviduct N83.6
- pancreas K86.89
- parathyroid (gland) (spontaneous) E21.4
- parturition — *see* Hemorrhage, complicating, delivery
- penis N48.89
- pericardium, pericarditis I31.2
- peritoneum, peritoneal K66.1
- peritonsillar tissue J35.8
  - due to infection J36
- petechial R23.3
  - due to autosensitivity, erythrocyte D69.2

- pituitary (gland) E23.6
- pleura — *see* Hemorrhage, lung
- polioencephalitis, superior E51.2
- polymyositis — *see* Polymyositis
- pons, pontine I61.3
- posterior fossa (nontraumatic) I61.8
  - newborn P52.6
- postmenopausal N95.0
- postnasal R04.0
- postoperative — *see* Complications, postprocedural, hemorrhage, by site
- postpartum NEC (following delivery of placenta) O72.1
  - delayed or secondary O72.2
  - retained placenta O72.0
  - third stage O72.0
- pregnancy — *see* Hemorrhage, antepartum
- preretinal — *see* Hemorrhage, retina
- prostate N42.1
- puerperal — *see* Hemorrhage, postpartum
  - delayed or secondary O72.2
- pulmonary R04.89
  - newborn P26.9
    - massive P26.1
    - specified NEC P26.8
  - tuberculous — *see* Tuberculosis, pulmonary
- purpura (primary) D69.3
- rectum (sphincter) K62.5
  - newborn P54.2
- recurring, following initial hemorrhage at time of injury T79.2 ☑
- renal N28.89
- respiratory passage or tract R04.9
  - specified NEC R04.89
- retina, retinal (vessels) H35.6 ☑
  - diabetic — *see* Microaneurysm, retinal, diabetic

- retroperitoneal K68.3
- scalp R58
- scrotum N50.1
- secondary (nontraumatic) R58
  - following initial hemorrhage at time of injury T79.2 ☑
- seminal vesicle N50.1
- skin R23.3
  - newborn P54.5
- slipped umbilical ligature P51.8
- spermatic cord N50.1
- spinal (cord) G95.19
  - newborn (birth injury) P11.5
- spleen D73.5
  - intraoperative — *see* Complications, intraoperative, hemorrhage, spleen
  - postprocedural — *see* Complications, postprocedural, hemorrhage, spleen
- stomach K92.2
  - newborn P54.3
  - ulcer — *see* Ulcer, stomach, with hemorrhage
- subarachnoid (nontraumatic) — *see* Hemorrhage, intracranial, subarachnoid
- subconjunctival (*see also* Hemorrhage, conjunctiva)
  - birth injury P15.3
- subcortical (brain) I61.0
- subcutaneous R23.3
- subdiaphragmatic R58
- subdural (acute) (nontraumatic) — *see* Hemorrhage, intracranial, subdural
- subependymal
  - newborn P52.0
    - with intraventricular extension P52.1
      - and intracerebral extension P52.22

- subgaleal P12.2
- subhyaloid — *see* Hemorrhage, retina
- subperiosteal — *see* Disorder, bone, specified type NEC
- subretinal — *see* Hemorrhage, retina
- subtentorial — *see* Hemorrhage, intracranial, subdural
- subungual L60.8
- suprarenal (capsule) (gland) E27.49
  - newborn P54.4
- tentorium (traumatic) NEC — *see* Hemorrhage, brain
  - newborn (birth injury) P10.4
- testis N50.1
- third stage (postpartum) O72.0
- thorax — *see* Hemorrhage, lung
- throat R04.1
- thymus (gland) E32.8
- thyroid (cyst) (gland) E07.89
- tongue K14.8
- tonsil J35.8
- trachea — *see* Hemorrhage, lung
- tracheobronchial R04.89
  - newborn P26.0
- traumatic - code to specific injury
  - cerebellar — *see* Hemorrhage, brain
  - intracranial — *see* Hemorrhage, brain
  - recurring or secondary (following initial hemorrhage at time of injury) T79.2 ☑
- tuberculous NEC (*see also* Tuberculosis, pulmonary) A15.0
- tunica vaginalis N50.1
- ulcer - code by site under Ulcer, with hemorrhage K27.4
- umbilicus, umbilical
  - cord
    - after birth, newborn P51.9
    - complicating delivery O69.5 ☑
  - newborn P51.9
    - massive P51.0
    - slipped ligature P51.8
  - stump P51.9

- urethra (idiopathic) N36.8
- uterus, uterine (abnormal) N93.9
  - climacteric N92.4
  - complicating delivery — *see* Hemorrhage, complicating, delivery
  - dysfunctional or functional N93.8
  - intermenstrual (regular) N92.3
    - irregular N92.1
  - postmenopausal N95.0
  - postpartum — *see* Hemorrhage, postpartum
  - preclimacteric or premenopausal N92.4
  - prepubertal N93.8
  - pubertal N92.2
- vagina (abnormal) N93.9
  - newborn P54.6
- vas deferens N50.1
- vasa previa O69.4 ☑
- ventricular I61.5
- vesical N32.89
- viscera NEC R58
  - newborn P54.8
- vitreous (humor) (intraocular) H43.1 ☑
- vulva N90.89

Hemorrhoids (bleeding) (without mention of degree) K64.9

- 1st degree (grade/stage I) (without prolapse outside of anal canal) K64.0
- 2nd degree (grade/stage II) (that prolapse with straining but retract spontaneously) K64.1
- 3rd degree (grade/stage III) (that prolapse with straining and require manual replacement back inside anal canal) K64.2
- 4th degree (grade/stage IV) (with prolapsed tissue that cannot be manually replaced) K64.3
- complicating
  - pregnancy O22.4 ☑
  - puerperium O87.2
- external K64.4
  - with
    - thrombosis K64.5
- internal (without mention of degree) K64.8
- prolapsed K64.8
- skin tags
  - anus K64.4
  - residual K64.4

- specified NEC K64.8
- strangulated (*see also* Hemorrhoids, by degree) K64.8
- thrombosed (*see also* Hemorrhoids, by degree) K64.5
- ulcerated (*see also* Hemorrhoids, by degree) K64.8

Hemosalpinx N83.6
- with
  - hematocolpos N89.7
  - hematometra N85.7
    - with hematocolpos N89.7

Hemosiderosis (dietary) E83.19
- pulmonary, idiopathic E83.1 ☑ *[J84.03]*
- transfusion T80.89 ☑

Hemothorax (bacterial) (nontuberculous) J94.2
- newborn P54.8
- traumatic S27.1 ☑
  - with pneumothorax S27.2 ☑
- tuberculous NEC A15.6

Henoch (-Schönlein) disease or syndrome (purpura) D69.0

Henpue, henpuye A66.6

Hepar lobatum (syphilitic) A52.74

Hepatalgia K76.89

Hepatitis K75.9
- A — *see* Hepatitis, viral, type, A
- acute B17.9
  - with coma K72.01
  - with hepatic failure — *see* Failure, hepatic
  - alcoholic — *see* Hepatitis, alcoholic
  - infectious B17.9
  - non-viral K72.0 ☑
  - viral (*see also*, Hepatitis, viral) B17.9
- alcoholic (acute) (chronic) K70.10
  - with ascites K70.11

- amebic — *see* Abscess, liver, amebic
- anicteric, (viral) — *see* Hepatitis, viral
- antigen-associated (HAA) — *see* Hepatitis, B
- Australia-antigen (positive) — *see* Hepatitis, B
- autoimmune K75.4
- B B19.10
  - with B19.11
    - delta (agent) — *see* Hepatitis, D
    - hepatic coma B19.11
  - acute B16.9
    - with
      - delta-agent (coinfection) (without hepatic coma) B16.1
        - with hepatic coma B16.0
      - hepatic coma (without delta-agent coinfection) B16.2
  - chronic B18.1
    - with delta-agent B18.0
- bacterial NEC K75.89
- C (viral) B19.20
  - with hepatic coma B19.21
  - acute B17.10
    - with hepatic coma B17.11
  - chronic B18.2
- catarrhal (acute) B15.9
  - with hepatic coma B15.0
- cholangiolitic K75.89
- cholestatic K75.89
- chronic K73.9
  - active NEC K73.2
    - toxic — *see* Disease, liver, toxic, with, hepatitis, chronic, active
  - lobular NEC K73.1
  - persistent NEC K73.0
  - specified NEC K73.8
  - toxic — *see* Disease, liver, toxic, with, hepatitis, chronic
  - viral — *see* Hepatitis, viral, chronic
- cytomegaloviral B25.1
- D B16.1

- acute B16.1
  - with hepatic coma B16.0
  - in hepatitis B carrier B17.0
- chronic B18.0

delta (agent) — *see* Hepatitis, D
due to ethanol (acute) (chronic) — *see* Hepatitis, alcoholic
epidemic B15.9
- with hepatic coma B15.0

fulminant NEC (viral) — *see* Hepatitis, viral
neonatal giant cell P59.29
granulomatous NEC K75.3
herpesviral B00.81
history of
- B Z86.19
- C Z86.19

homologous serum — *see* Hepatitis, viral, type B
in (due to)
- mumps B26.81
- toxoplasmosis (acquired) B58.1
  - congenital (active) P37.1 *[K77]*

infectious, infective B15.9
- acute (subacute) B17.9
- chronic B18.9

inoculation — *see* Hepatitis, viral, type B
interstitial (chronic) K74.69
ischemia, ischemic K72.00
lupoid NEC K75.4
malignant NEC (with hepatic failure) K72.90
- with coma K72.91

neonatal (idiopathic) (toxic) P59.29
newborn P59.29
postimmunization — *see* Hepatitis, viral, type B
post-transfusion — *see* Hepatitis, viral, type B
reactive, nonspecific K75.2
serum — *see* Hepatitis, viral, type B
shock K72.00
specified type NEC
- with hepatic failure — *see* Failure, hepatic

- syphilitic (late) A52.74
  - congenital (early) A50.08 *[K77]*
    - late A50.59 *[K77]*
  - secondary A51.45
- toxic (*see also* Disease, liver, toxic) K71.6
- tuberculous A18.83
- viral, virus B19.9
  - with hepatic coma B19.0
  - acute B17.9
  - chronic B18.9
    - specified NEC B18.8
    - type
      - B B18.1
        - with delta-agent B18.0
      - C B18.2
      - D B18.0
  - congenital P35.3
  - coxsackie B33.8 *[K77]*
  - cytomegalic inclusion B25.1
  - in remission, any type - code to Hepatitis, chronic, by type
  - non-A, non-B B17.8
  - specified type NEC (with or without coma) B17.8
  - type
    - A B15.9
      - with hepatic coma B15.0
    - B B19.10
      - with hepatic coma B19.11
      - acute B16.9
        - with
          - delta-agent (coinfection) (without hepatic coma) B16.1
            - with hepatic coma B16.0
          - hepatic coma (without delta-agent coinfection) B16.2
      - chronic B18.1
        - with delta-agent B18.0
    - C B19.20
      - with hepatic coma B19.21
      - acute B17.10
        - with hepatic coma B17.11

- chronic B18.2
- D B16.1
  - acute B16.1
    - with hepatic coma B16.0
    - in hepatitis B carrier B17.0
  - chronic B18.0
- delta (agent) — *see* Hepatitis, viral, type, D
- E B17.2
- non-A, non-B B17.8

Hepatization lung (acute) — *see* Pneumonia, lobar
Hepatoblastoma C22.2
Hepatocarcinoma C22.0
Hepatocholangiocarcinoma C22.0
Hepatocholangioma, benign D13.4
Hepatocholangitis K75.89
Hepatolenticular degeneration E83.01
Hepatoma (malignant) C22.0
- benign D13.4
- embryonal C22.0

Hepatomegaly (*see also* Hypertrophy, liver)
- with splenomegaly R16.2
- congenital Q44.79
- in mononucleosis
  - gammaherpesviral B27.09
  - infectious specified NEC B27.89

Hepatoptosis K76.89
Hepatorenal syndrome following labor and delivery O90.41
Hepatosis K76.89
Hepatosplenomegaly R16.2
- hyperlipemic (Bürger-Grütz type) E78.3 *[K77]*

- Hereditary — *see* condition
- Hereditary alpha tryptasemia (syndrome) D89.44
- Heredodegeneration, macular — *see* Dystrophy, retina
- Heredopathia atactica polyneuritiformis G60.1
- Heredosyphilis — *see* Syphilis, congenital
- Herlitz' syndrome Q81.1
- Hermansky-Pudlak syndrome E70.331
- Hermaphrodite, hermaphroditism (true) Q56.0
  - 46, XX with streak gonads Q99.1
  - 46, XX/46, XY Q99.0
  - 46, XY with streak gonads Q99.1
  - chimera 46, XX/46, XY Q99.0
- Hernia, hernial (acquired) (recurrent) K46.9
  - with
    - gangrene — *see* Hernia, by site, with, gangrene
    - incarceration — *see* Hernia, by site, with, obstruction
    - irreducible — *see* Hernia, by site, with, obstruction
    - obstruction — *see* Hernia, by site, with, obstruction
    - strangulation — *see* Hernia, by site, with, obstruction
  - abdomen, abdominal K46.9
    - with
      - gangrene (and obstruction) K46.1
      - obstruction K46.0
    - femoral — *see* Hernia, femoral
    - incisional — *see* Hernia, incisional
    - inguinal — *see* Hernia, inguinal
    - specified site NEC K45.8
      - with
        - gangrene (and obstruction) K45.1
        - obstruction K45.0
    - umbilical — *see* Hernia, umbilical
    - wall — *see* Hernia, ventral
  - appendix — *see* Hernia, abdomen
  - bladder (mucosa) (sphincter)
    - congenital (female) (male) Q79.51
    - female — *see* Cystocele
    - male N32.89

- brain, congenital — *see* Encephalocele
- cartilage, vertebra — *see* Displacement, intervertebral disc
- cerebral, congenital (*see also* Encephalocele)
  - endaural Q01.8
- ciliary body (traumatic) S05.2 ☑
- colon — *see* Hernia, abdomen
- Cooper's — *see* Hernia, abdomen, specified site NEC
- crural — *see* Hernia, femoral
- diaphragm, diaphragmatic K44.9
  - with
    - gangrene (and obstruction) K44.1
    - obstruction K44.0
  - congenital Q79.0
- direct (inguinal) — *see* Hernia, inguinal
- diverticulum, intestine — *see* Hernia, abdomen
- double (inguinal) — *see* Hernia, inguinal, bilateral
- due to adhesions (with obstruction) K56.50
- epigastric (*see also* Hernia, ventral) K43.9
- esophageal hiatus — *see* Hernia, hiatal
- external (inguinal) — *see* Hernia, inguinal
- fallopian tube N83.4 ☑
- fascia M62.89
- femoral K41.90
  - with
    - gangrene (and obstruction) K41.40
      - not specified as recurrent K41.40
      - recurrent K41.41
    - obstruction K41.30
      - not specified as recurrent K41.30
      - recurrent K41.31
  - bilateral K41.20
    - with
      - gangrene (and obstruction) K41.10
        - not specified as recurrent K41.10
        - recurrent K41.11
      - obstruction K41.00

- not specified as recurrent K41.00
- recurrent K41.01
- not specified as recurrent K41.20
- recurrent K41.21
- unilateral K41.90
- with
- gangrene (and obstruction) K41.40
- not specified as recurrent K41.40
- recurrent K41.41
- obstruction K41.30
- not specified as recurrent K41.30
- recurrent K41.31
- not specified as recurrent K41.90
- recurrent K41.91
- not specified as recurrent K41.90
- recurrent K41.91
- foramen magnum G93.5
- congenital Q01.8
- funicular (umbilical) (*see also* Hernia, umbilicus)
- spermatic (cord) — *see* Hernia, inguinal
- gastrointestinal tract — *see* Hernia, abdomen
- Hesselbach's — *see* Hernia, femoral, specified site NEC
- hiatal (esophageal) (sliding) K44.9
- with
- gangrene (and obstruction) K44.1
- obstruction K44.0
- congenital Q40.1
- hypogastric — *see* Hernia, ventral
- incarcerated (*see also* Hernia, by site, with obstruction)
- with gangrene — *see* Hernia, by site, with gangrene
- incisional K43.2
- with
- gangrene (and obstruction) K43.1
- obstruction K43.0

- indirect (inguinal) — *see* Hernia, inguinal
- inguinal (direct) (external) (funicular) (indirect) (internal) (oblique) (scrotal) (sliding) K40.90
  - with
    - gangrene (and obstruction) K40.40
      - not specified as recurrent K40.40
      - recurrent K40.41
    - obstruction K40.30
      - not specified as recurrent K40.30
      - recurrent K40.31
  - not specified as recurrent K40.90
  - recurrent K40.91
  - bilateral K40.20
    - with
      - gangrene (and obstruction) K40.10
        - not specified as recurrent K40.10
        - recurrent K40.11
      - obstruction K40.00
        - not specified as recurrent K40.00
        - recurrent K40.01
    - not specified as recurrent K40.20
    - recurrent K40.21
  - unilateral K40.90
    - with
      - gangrene (and obstruction) K40.40
        - not specified as recurrent K40.40
        - recurrent K40.41
      - obstruction K40.30
        - not specified as recurrent K40.30
        - recurrent K40.31
    - not specified as recurrent K40.90
    - recurrent K40.91
- internal (*see also* Hernia, abdomen)
  - inguinal — *see* Hernia, inguinal

- interstitial — *see* Hernia, abdomen
- intervertebral cartilage or disc — *see* Displacement, intervertebral disc
- intestine, intestinal — *see* Hernia, by site
- intra-abdominal — *see* Hernia, abdomen
- iris (traumatic) S05.2 ☑
- irreducible (*see also* Hernia, by site, with obstruction)
  - with gangrene — *see* Hernia, by site, with gangrene
- ischiatic — *see* Hernia, abdomen, specified site NEC
- ischiorectal — *see* Hernia, abdomen, specified site NEC
- lens (traumatic) S05.2 ☑
- linea (alba) (semilunaris) — *see* Hernia, ventral
- Littre's — *see* Hernia, abdomen
- lumbar — *see* Hernia, abdomen, specified site NEC
- lung (subcutaneous) J98.4
- mediastinum J98.59
- mesenteric (internal) — *see* Hernia, abdomen
- midline — *see* Hernia, ventral
- muscle (sheath) M62.89
- nucleus pulposus — *see* Displacement, intervertebral disc
- oblique (inguinal) — *see* Hernia, inguinal
- obstructive (*see also* Hernia, by site, with obstruction)
  - with gangrene — *see* Hernia, by site, with gangrene
- obturator — *see* Hernia, abdomen, specified site NEC
- omental — *see* Hernia, abdomen
- ovary N83.4 ☑
- oviduct N83.4 ☑
- paraesophageal (*see also* Hernia, diaphragm)
  - congenital Q40.1
- parastomal K43.5
  - with
    - gangrene (and obstruction) K43.4
    - obstruction K43.3

- paraumbilical — *see* Hernia, umbilicus
- perineal — *see* Hernia, abdomen, specified site NEC
- Petit's — *see* Hernia, abdomen, specified site NEC
- postoperative — *see* Hernia, incisional
- pregnant uterus — *see* Abnormal, uterus in pregnancy or childbirth
- prevesical N32.89
- properitoneal — *see* Hernia, abdomen, specified site NEC
- pudendal — *see* Hernia, abdomen, specified site NEC
- rectovaginal N81.6
- retroperitoneal — *see* Hernia, abdomen, specified site NEC
- Richter's — *see* Hernia, abdomen, with obstruction
- Rieux's, Riex's — *see* Hernia, abdomen, specified site NEC
- sac condition (adhesion) (dropsy) (inflammation) (laceration) (suppuration) - code by site under Hernia
- sciatic — *see* Hernia, abdomen, specified site NEC
- scrotum, scrotal — *see* Hernia, inguinal
- sliding (inguinal) (*see also* Hernia, inguinal)
  - hiatus — *see* Hernia, hiatal
- spigelian — *see* Hernia, ventral
- spinal — *see* Spina bifida
- strangulated (*see also* Hernia, by site, with obstruction)
  - with gangrene — *see* Hernia, by site, with gangrene
- subxiphoid — *see* Hernia, ventral
- supra-umbilicus — *see* Hernia, ventral
- tendon — *see* Disorder, tendon, specified type NEC
- Treitz's (fossa) — *see* Hernia, abdomen, specified site NEC
- tunica vaginalis Q55.29
- umbilicus, umbilical K42.9
  - with
    - gangrene (and obstruction) K42.1
    - obstruction K42.0
- ureter N28.89
- urethra, congenital Q64.79
- urinary meatus, congenital Q64.79
- uterus N81.4
  - pregnant — *see* Abnormal, uterus in pregnancy or childbirth

- vaginal (anterior) (wall) — *see* Cystocele
- Velpeau's — *see* Hernia, femoral
- ventral K43.9
  - with
    - gangrene (and obstruction) K43.7
    - obstruction K43.6
  - recurrent — *see* Hernia, incisional
  - incisional K43.2
    - with
      - gangrene (and obstruction) K43.1
      - obstruction K43.0
  - specified NEC K43.9
    - with
      - gangrene (and obstruction) K43.7
      - obstruction K43.6
- vesical
  - congenital (female) (male) Q79.51
  - female — *see* Cystocele
  - male N32.89
- vitreous (into wound) S05.2 ☑
  - into anterior chamber — *see* Prolapse, vitreous

Herniation (*see also* Hernia)
- brain (stem) G93.5
  - nontraumatic G93.5
  - traumatic S06.A1 ☑
    - cerebellar S06.A1 ☑
    - subfalcine (cingulate) S06.A1 ☑
    - tonsillar S06.A1 ☑
    - transtentorial (central) (upward cerebellar) S06.A1 ☑
    - uncal S06.A1 ☑
- cerebral G93.5
  - nontraumatic G93.5
  - traumatic S06.A1 ☑
- mediastinum J98.59
- nucleus pulposus — *see* Displacement, intervertebral disc

Herpangina B08.5

Herpes, herpesvirus, herpetic B00.9

- anogenital A60.9
  - perianal skin A60.1
  - rectum A60.1
  - urogenital tract A60.00
    - cervix A60.03
    - male genital organ NEC A60.02
    - penis A60.01
    - specified site NEC A60.09
    - vagina A60.04
    - vulva A60.04
- blepharitis (zoster) B02.39
  - simplex B00.59
- circinatus B35.4
  - bullosus L12.0
- conjunctivitis (simplex) B00.53
  - zoster B02.31
- cornea B02.33
- encephalitis B00.4
  - due to herpesvirus 6 B10.01
  - due to herpesvirus 7 B10.09
  - specified NEC B10.09
- eye (zoster) B02.30
  - simplex B00.50
- eyelid (zoster) B02.39
  - simplex B00.59
- facialis B00.1
- febrilis B00.1
- geniculate ganglionitis B02.21
- genital, genitalis A60.00
  - female A60.09
  - male A60.02
- gestational, gestationis O26.4 ☑
- gingivostomatitis B00.2
- human B00.9

- 1 — *see* Herpes, simplex
- 2 — *see* Herpes, simplex
- 3 — *see* Varicella
- 4 — *see* Mononucleosis, Epstein-Barr (virus)
- 5 — *see* Disease, cytomegalic inclusion (generalized)
- 6
  - encephalitis B10.01
  - specified NEC B10.81
- 7
  - encephalitis B10.09
  - specified NEC B10.82
- 8 B10.89

infection NEC B10.89
- Kaposi's sarcoma associated B10.89

iridocyclitis (simplex) B00.51
- zoster B02.32

iris (vesicular erythema multiforme) L51.9
iritis (simplex) B00.51
Kaposi's sarcoma associated B10.89
keratitis (simplex) (dendritic) (disciform) (interstitial) B00.52
- zoster (interstitial) B02.33

keratoconjunctivitis (simplex) B00.52
- zoster B02.33

labialis B00.1
lip B00.1
meningitis (simplex) B00.3
- zoster B02.1

ophthalmicus (zoster) NEC B02.30
- simplex B00.50

penis A60.01
perianal skin A60.1
pharyngitis, pharyngotonsillitis B00.2
rectum A60.1
scrotum A60.02
sepsis B00.7
simplex B00.9

- complicated NEC B00.89
- congenital P35.2
- conjunctivitis B00.53
- external ear B00.1
- eyelid B00.59
- hepatitis B00.81
- keratitis (interstitial) B00.52
- myelitis B00.82
- specified complication NEC B00.89
- visceral B00.89

stomatitis B00.2
tonsurans B35.0
visceral B00.89
vulva A60.04
whitlow B00.89
zoster (*see also* condition) B02.9

- auricularis B02.21
- complicated NEC B02.8
- conjunctivitis B02.31
- disseminated B02.7
- encephalitis B02.0
- eye (lid) B02.39
- geniculate ganglionitis B02.21
- keratitis (interstitial) B02.33
- meningitis B02.1
- myelitis B02.24
- neuritis, neuralgia B02.29
- ophthalmicus NEC B02.30
- oticus B02.21
- polyneuropathy B02.23
- specified complication NEC B02.8
- trigeminal neuralgia B02.22

- Herpesvirus (human) — *see* Herpes
- Herpetophobia F40.218
- Herrick's anemia — *see* Disease, sickle-cell
- Hers' disease E74.09
- Herter-Gee syndrome K90.0
- Herxheimer's reaction R68.89
- Hesitancy
  - of micturition R39.11
  - urinary R39.11
- Hesselbach's hernia — *see* Hernia, femoral, specified site NEC
- Heterochromia (congenital) Q13.2
  - cataract — *see* Cataract, complicated
  - cyclitis (Fuchs) — *see* Cyclitis, Fuchs' heterochromic
  - hair L67.1
  - iritis — *see* Cyclitis, Fuchs' heterochromic
  - retained metallic foreign body (nonmagnetic) — *see* Foreign body, intraocular, old, retained
    - magnetic — *see* Foreign body, intraocular, old, retained, magnetic
  - uveitis — *see* Cyclitis, Fuchs' heterochromic
- Heterophoria — *see* Strabismus, heterophoria
- Heterophyes, heterophyiasis (small intestine) B66.8
- Heterotopia, heterotopic (*see also* Malposition, congenital)
  - cerebralis Q04.8
- Heterotropia — *see* Strabismus
- Heubner-Herter disease K90.0
- Hexadactylism Q69.9
- HGSIL (cytology finding) (high grade squamous intraepithelial lesion on cytologic smear) (Pap smear finding)
  - anus R85.613
  - cervix R87.613
    - biopsy (histology) finding — *see* Neoplasia, intraepithelial, cervix, grade II or grade III
  - vagina R87.623
    - biopsy (histology) finding — *see* Neoplasia, intraepithelial, vagina, grade II or grade III
- Hibernoma — *see* Lipoma
- Hiccup, hiccough R06.6
  - epidemic B33.0
  - psychogenic F45.8
- Hidden penis (congenital) Q55.64

- acquired N48.83
- Hidradenitis (axillaris) (suppurative) L73.2
- Hidradenoma (nodular) (*see also* Neoplasm, skin, benign)
  - clear cell — *see* Neoplasm, skin, benign
  - papillary — *see* Neoplasm, skin, benign
- Hidrocystoma — *see* Neoplasm, skin, benign
- High
  - altitude effects T70.20 ☑
    - anoxia T70.29 ☑
    - on
      - ears T70.0 ☑
      - sinuses T70.1 ☑
    - polycythemia D75.1
  - arch
    - foot Q66.7 ☑
    - palate, congenital Q38.5
  - arterial tension — *see* Hypertension
  - basal metabolic rate R94.8
  - blood pressure (*see also* Hypertension)
    - borderline R03.0
    - reading (incidental) (isolated) (nonspecific), without diagnosis of hypertension R03.0
  - cholesterol E78.00
    - with high triglycerides E78.2
  - diaphragm (congenital) Q79.1
  - expressed emotional level within family Z63.8
  - head at term O32.4 ☑
  - palate, congenital Q38.5
  - risk
    - infant NEC Z76.2
    - sexual behavior (heterosexual) Z72.51
      - bisexual Z72.53
      - homosexual Z72.52
  - scrotal testis, testes
    - bilateral Q53.23
    - unilateral Q53.13

- temperature (of unknown origin) R50.9
- thoracic rib Q76.6
- triglycerides E78.1
  - with high cholesterol E78.2
- Hildenbrand's disease A75.0
- Hilum — *see* condition
- Hip — *see* condition
- Hippel's disease Q85.83
- Hippophobia F40.218
- Hippus H57.09
- Hirschsprung's disease or megacolon Q43.1
- Hirsutism, hirsuties L68.0
- Hirudiniasis
  - external B88.3
  - internal B83.4
- Hiss-Russell dysentery A03.1
- Histidinemia, histidinuria E70.41
- Histiocytoma (*see also* Neoplasm, skin, benign)
  - fibrous (*see also* Neoplasm, skin, benign)
    - atypical — *see* Neoplasm, connective tissue, uncertain behavior
    - malignant — *see* Neoplasm, connective tissue, malignant
- Histiocytosis D76.3
  - acute differentiated progressive C96.0
  - Langerhans' cell NEC C96.6
    - multifocal X
      - multisystemic (disseminated) C96.0
      - unisystemic C96.5
    - pulmonary, adult (adult PLCH) J84.82
    - unifocal (X) C96.6
  - lipid, lipoid D76.3
    - essential E75.29
  - malignant C96.A
  - mononuclear phagocytes NEC D76.1
    - Langerhans' cells C96.6

- non-Langerhans cell D76.3
- polyostotic sclerosing D76.3
- sinus, with massive lymphadenopathy D76.3
- syndrome NEC D76.3
- X NEC C96.6
  - acute (progressive) C96.0
  - chronic C96.6
  - multifocal C96.5
  - multisystemic C96.0
  - unifocal C96.6

Histoplasmosis B39.9
- with pneumonia NEC B39.2
- African B39.5
- American — *see* Histoplasmosis, capsulati
- capsulati B39.4
  - disseminated B39.3
  - generalized B39.3
  - pulmonary B39.2
    - acute B39.0
    - chronic B39.1
- Darling's B39.4
- duboisii B39.5
- lung NEC B39.2

History
- family (of) (*see also* History, personal (of))
  - adenomatous polyposis Z83.72
  - alcohol abuse Z81.1
  - allergy NEC Z84.89
  - anemia Z83.2
  - arthritis Z82.61
  - asthma Z82.5
  - blindness Z82.1
  - cardiac death (sudden) Z82.41
  - carrier of genetic disease Z84.81
  - chromosomal anomaly Z82.79
  - chronic

- disabling disease NEC Z82.8
- lower respiratory disease Z82.5

colonic polyps Z83.719
- adenomatous and serrated Z83.710
- hyperplastic Z83.711
- inflammatory Z83.718
- specified, NEC Z83.718
- tubular adenoma Z83.710
- tubulovillous adenoma Z83.710
- villous adenoma Z83.710

congenital malformations and deformations Z82.79
- polycystic kidney Z82.71

consanguinity Z84.3

deafness Z82.2

diabetes mellitus Z83.3

disability NEC Z82.8

disease or disorder (of)
- allergic NEC Z84.89
- behavioral NEC Z81.8
- blood and blood-forming organs Z83.2
- cardiovascular NEC Z82.49
- chronic disabling NEC Z82.8
- digestive Z83.79
- ear NEC Z83.52
- endocrine NEC Z83.49
- elevated lipoprotein (a) (Lp(a)) Z83.430
- eye NEC Z83.518
  - glaucoma Z83.511
- familial hypercholesterolemia Z83.42
- genitourinary NEC Z84.2
- glaucoma Z83.511
- hematological Z83.2
- immune mechanism Z83.2
- infectious NEC Z83.1
- ischemic heart Z82.49
- kidney Z84.19

- APOL1-mediated (AMKD) Z84.11
- lipoprotein metabolism Z83.438
- mental NEC Z81.8
- metabolic Z83.49
- musculoskeletal NEC Z82.69
- neurological NEC Z82.0
- nutritional Z83.49
- parasitic NEC Z83.1
- psychiatric NEC Z81.8
- respiratory NEC Z83.6
- skin and subcutaneous tissue NEC Z84.0
- specified NEC Z84.89

drug abuse NEC Z81.3
elevated lipoprotein (a) (Lp(a)) Z83.430
exposure to diethylstilbestrol (DES) Z84.A
epilepsy Z82.0
familial hypercholesterolemia Z83.42
genetic disease carrier Z84.81
glaucoma Z83.511
hearing loss Z82.2
human immunodeficiency virus (HIV) infection Z83.0
Huntington's chorea Z82.0
hyperlipidemia, familial combined Z83.438
intellectual disability Z81.0
leukemia Z80.6
lipidemia NEC Z83.438
malignant neoplasm (of) NOS Z80.9

- bladder Z80.52
- breast Z80.3
- bronchus Z80.1
- digestive organ Z80.0
- fallopian tube(s) Z80.44
- gastrointestinal tract Z80.0
- genital organ Z80.49

- fallopian tube(s) Z80.44
- ovary Z80.41
- prostate Z80.42
- specified organ NEC Z80.49
- testis Z80.43

- hematopoietic NEC Z80.7
- intrathoracic organ NEC Z80.2
- kidney Z80.51
- lung Z80.1
- lymphatic NEC Z80.7
- ovary Z80.41
- prostate Z80.42
- respiratory organ NEC Z80.2
- specified site NEC Z80.8
- testis Z80.43
- trachea Z80.1
- urinary organ or tract Z80.59
  - bladder Z80.52
  - kidney Z80.51

- mental
  - disorder NEC Z81.8
- multiple endocrine neoplasia (MEN) syndrome Z83.41
- osteoporosis Z82.62
- polycystic kidney Z82.71
- polyposis, adenomatous Z83.72
- polyps (colon) (*see also* History, family, colonic polyps) Z83.719
- psychiatric disorder Z81.8
- psychoactive substance abuse NEC Z81.3
- respiratory condition NEC Z83.6
  - asthma and other lower respiratory conditions Z82.5
- self-harmful behavior Z81.8
- SIDS (sudden infant death syndrome) Z84.82
- skin condition Z84.0
- specified condition NEC Z84.89
- stroke (cerebrovascular) Z82.3
- substance abuse NEC Z81.4

- alcohol Z81.1
- drug NEC Z81.3
- psychoactive NEC Z81.3
- tobacco Z81.2
- sudden
  - cardiac death Z82.41
  - infant death syndrome (SIDS) Z84.82
- tobacco abuse Z81.2
- violence, violent behavior Z81.8
- visual loss Z82.1

personal (of) (*see also* History, family (of))
- abuse
  - adult Z91.419
    - financial Z91.413
    - forced labor or sexual exploitation Z91.42
    - intimate partner Z91.414
    - physical and sexual Z91.410
    - psychological Z91.411
  - childhood Z62.819
    - financial Z62.814
    - forced labor or sexual exploitation in childhood Z62.813
    - intimate partner Z62.815
    - physical Z62.810
    - psychological Z62.811
    - sexual Z62.810
  - in adolescence — *see* History, personal, abuse, childhood
- alcohol dependence F10.21
- allergy (to) Z88.9
  - analgesic agent NEC Z88.6
  - anesthetic Z88.4
  - antibiotic agent NEC Z88.1
  - anti-infective agent NEC Z88.3
  - contrast media Z91.041
  - drugs, medicaments and biological substances Z88.9
    - specified NEC Z88.8
  - food Z91.018

- additives Z91.02
- beef Z91.014
- eggs Z91.0120
  - with
    - reactivity to baked egg Z91.0122
    - tolerance to baked egg Z91.0121
- lamb Z91.014
- mammalian meats Z91.014
- milk products Z91.0110
  - with
    - reactivity to baked milk Z91.0112
    - tolerance to baked milk Z91.0111
- peanuts Z91.010
- pork Z91.014
- red meats Z91.014
- seafood Z91.013
- specified food NEC Z91.018

- insect Z91.038
  - bee Z91.030
- latex Z91.040
- medicinal agents Z88.9
  - specified NEC Z88.8
- narcotic agent NEC Z88.5
- nonmedicinal agents Z91.048
- penicillin Z88.0
- serum Z88.7
- specified NEC Z91.09
- sulfonamides Z88.2
- vaccine Z88.7

- anaphylactic shock Z87.892
- anaphylaxis Z87.892
- behavioral disorders Z86.59
- benign carcinoid tumor Z86.012
- benign neoplasm Z86.018

- carcinoid Z86.012
- brain Z86.011
- colonic polyps — *see* History, personal, neoplasm, benign, colon polyp

brain injury (traumatic) Z87.820
breast implant removal Z98.86
calculi, renal Z87.442
cancer — *see* History, personal (of), malignant neoplasm (of)
cardiac arrest (death), successfully resuscitated Z86.74
CAR-T (Chimeric Antigen Receptor T-cell) therapy Z92.850
cellular therapy Z92.859
- specified NEC Z92.858

cerebral infarction without residual deficit Z86.73
certain (corrected) conditions arising in the perinatal period, specified NEC Z87.68
cervical dysplasia Z87.410
chemotherapy for neoplastic condition Z92.21
childhood abuse — *see* History, personal (of), abuse
Chimeric Antigen Receptor T-cell (CAR-T) therapy Z92.850
cleft lip (corrected) Z87.730
cleft palate (corrected) Z87.730
cloaca, persistent Z87.732
cloacal malformations Z87.732
collapsed vertebra (healed) Z87.311
- due to osteoporosis Z87.310

combat and operational stress reaction Z86.51
congenital malformation (corrected) Z87.798
- circulatory system (corrected) Z87.74
- diaphragmatic hernia Z87.760
- digestive system (corrected) NEC Z87.738
- ear (corrected) Z87.721
- eye (corrected) Z87.720
- face and neck (corrected) Z87.790
- gastroschisis Z87.761
- genitourinary system (corrected) NEC Z87.718
- heart (corrected) Z87.74
- integument (corrected) Z87.768
- limb(s) (corrected) Z87.768
- malformations

- abdominal wall Z87.763
- diaphragm NEC Z87.760
- integument Z87.768
- limbs Z87.768
- musculoskeletal system Z87.768
- prune belly Z87.762

musculoskeletal system (corrected) Z87.768
neck (corrected) Z87.790
nervous system (corrected) NEC Z87.728
respiratory system (corrected) Z87.75
sense organs (corrected) NEC Z87.728
specified NEC Z87.798

contraception Z92.0
coronavirus (disease) (novel) 2019 Z86.16
COVID-19 Z86.16
deployment (military) Z91.82
diabetic foot ulcer Z86.31
disease or disorder (of) Z87.898

blood and blood-forming organs Z86.2
circulatory system Z86.79
- specified condition NEC Z86.79

connective tissue NEC Z87.39
digestive system Z87.19
- colonic polyp — *see* History, personal, neoplasm, benign, colon polyp
- peptic ulcer disease Z87.11
- specified condition NEC Z87.19

ear Z86.69
endocrine Z86.39
- diabetic foot ulcer Z86.31
- gestational diabetes Z86.32
- specified type NEC Z86.39

eye Z86.69
genital (track) system NEC
- female Z87.42
- male Z87.438

- hematological Z86.2
- Hodgkin Z85.71
- immune mechanism Z86.2
- infectious Z86.19
  - coronavirus (disease) (novel) 2019 Z86.16
  - COVID-19 Z86.16
  - malaria Z86.13
  - Methicillin resistant Staphylococcus aureus (MRSA) Z86.14
  - poliomyelitis Z86.12
  - SARS-CoV-2 Z86.16
  - specified NEC Z86.19
  - tuberculosis Z86.11
- mental NEC Z86.59
- metabolic Z86.39
  - diabetic foot ulcer Z86.31
  - gestational diabetes Z86.32
  - specified type NEC Z86.39
- musculoskeletal NEC Z87.39
- nervous system Z86.69
- nutritional Z86.39
- parasitic Z86.19
- respiratory system NEC Z87.09
- sense organs Z86.69
- skin Z87.2
- specified site or type NEC Z87.898
- subcutaneous tissue Z87.2
- trophoblastic Z87.59
- urinary system NEC Z87.448

drug dependence — *see* Dependence, drug, by type, in remission

drug therapy

- antineoplastic chemotherapy Z92.21
- estrogen Z92.23
- ICI (immune checkpoint inhibitor) drug therapy Z92.26
- immunosuppression Z92.25
- inhaled steroids Z92.240
- monoclonal drug Z92.22
- specified NEC Z92.29
- steroid Z92.241
- systemic steroids Z92.241

dysplasia
- cervical (mild) (moderate) Z87.410
  - severe (grade III) Z86.001
- prostatic Z87.430
- vaginal (mild) (moderate) Z87.411
  - severe (grade III) Z86.002
- vulvar (mild) (moderate) Z87.412
  - severe (grade III) Z86.002

embolism (venous) Z86.718
- pulmonary Z86.711

encephalitis Z86.61
estrogen therapy Z92.23
extracorporeal membrane oxygenation (ECMO) Z92.81
failed moderate sedation Z92.83
failed conscious sedation Z92.83
fall, falling Z91.81
forced labor or sexual exploitation Z91.42
- in childhood Z62.813

fracture (healed)
- fatigue Z87.312
- fragility Z87.310
- osteoporosis Z87.310
- pathological NEC Z87.311
- stress Z87.312
- traumatic Z87.81

gene therapy Z92.86
gestational diabetes Z86.32
hepatitis

- B Z86.19
- C Z86.19

Hodgkin disease Z85.71
hyperthermia, malignant Z88.4
hypospadias (corrected) Z87.710
hysterectomy Z90.710
ICI (immune checkpoint inhibitor) drug therapy Z92.26
immune checkpoint inhibitor (ICI) therapy Z92.26
immunosuppression therapy Z92.25
in situ neoplasm
- breast Z86.000
- cervix uteri Z86.001
- digestive organs, specified NEC Z86.004
- esophagus Z86.003
- fallopian tube(s) Z86.00A
- genital organs, specified NEC Z86.002
- melanoma Z86.006
- middle ear Z86.005
- oral cavity Z86.003
- respiratory system Z86.005
- skin Z86.007
- specified NEC Z86.008
- stomach Z86.003

infection NEC Z86.19
- central nervous system Z86.61
- coronavirus (disease) (novel) 2019 Z86.16
- COVID-19 Z86.16
- latent tuberculosis Z86.15
- Methicillin resistant Staphylococcus aureus (MRSA) Z86.14
- SARS-CoV-2 Z86.16
- urinary (recurrent) (tract) Z87.440

- injury NEC Z87.828
- in utero procedure during pregnancy Z98.870
- in utero procedure while a fetus Z98.871
- irradiation Z92.3
- kidney stones Z87.442
- latent tuberculosis infection Z86.15
- leukemia Z85.6
- lymphoma (non-Hodgkin) Z85.72
- malignant melanoma (skin) Z85.820
- malignant neoplasm (of) Z85.9
  - accessory sinuses Z85.22
  - anus NEC Z85.048
    - carcinoid Z85.040
  - bladder Z85.51
  - bone Z85.830
  - brain Z85.841
  - breast Z85.3
  - bronchus NEC Z85.118
    - carcinoid Z85.110
  - carcinoid — *see* History, personal (of), malignant neoplasm, by site, carcinoid
  - cervix Z85.41
  - colon NEC Z85.038
    - carcinoid Z85.030
  - digestive organ Z85.00
    - specified NEC Z85.09
  - endocrine gland NEC Z85.858
  - epididymis Z85.48
  - esophagus Z85.01
  - eye Z85.840
  - fallopian tube(s) Z85.4A
  - gastrointestinal tract — *see* History, malignant neoplasm, digestive organ
  - genital organ
    - female Z85.40
      - specified NEC Z85.44
    - male Z85.45
      - specified NEC Z85.49

- hematopoietic NEC Z85.79
- intrathoracic organ Z85.20
- kidney NEC Z85.528
  - carcinoid Z85.520
- large intestine NEC Z85.038
  - carcinoid Z85.030
- larynx Z85.21
- liver Z85.05
- lung NEC Z85.118
  - carcinoid Z85.110
- mediastinum Z85.29
- Merkel cell Z85.821
- middle ear Z85.22
- nasal cavities Z85.22
- nervous system NEC Z85.848
- oral cavity Z85.819
  - specified site NEC Z85.818
- ovary Z85.43
- pancreas Z85.07
- pharynx Z85.819
  - specified site NEC Z85.818
- pelvis Z85.53
- pleura Z85.29
- prostate Z85.46
- rectosigmoid junction NEC Z85.048
  - carcinoid Z85.040
- rectum NEC Z85.048
  - carcinoid Z85.040
- respiratory organ Z85.20
- sinuses, accessory Z85.22
- skin NEC Z85.828
  - melanoma Z85.820
  - Merkel cell Z85.821
- small intestine NEC Z85.068
  - carcinoid Z85.060

- soft tissue Z85.831
- specified site NEC Z85.89
- stomach NEC Z85.028
  - carcinoid Z85.020
- testis Z85.47
- thymus NEC Z85.238
  - carcinoid Z85.230
- thyroid Z85.850
- tongue Z85.810
- trachea Z85.12
- ureter Z85.54
- urinary organ or tract Z85.50
  - specified NEC Z85.59
- uterus Z85.42

maltreatment Z91.89
medical treatment NEC Z92.89
melanoma Z85.820
- in situ Z86.006
- malignant (skin) Z85.820

meningitis Z86.61
mental disorder Z86.59
Merkel cell carcinoma (skin) Z85.821
Methicillin resistant Staphylococcus aureus (MRSA) Z86.14
military deployment Z91.82
military service Z91.85
military war, peacekeeping and humanitarian deployment (current or past conflict) Z91.82
myocardial infarction (old) I25.2
necrotizing enterocolitis of newborn (corrected) Z87.61
neglect (in)
- adult Z91.412
- childhood Z62.812

neoplasia
- anal intraepithelial, III [AIN III] Z86.004
- high-grade prostatic intraepithelial, III [HGPIN III] Z86.002
- vaginal intraepithelial, III [VAIN III] Z86.002
- vulvar intraepithelial, III [VIN III] Z86.002

neoplasm

- benign Z86.018
  - brain Z86.011
  - colon polyp Z86.0100
    - adenomatous (sessile) Z86.0101
    - hyperplastic Z86.0102
    - serrated (sessile) Z86.0101
    - specified NEC Z86.0109
    - traditional serrated adenoma Z86.0101
    - tubular adenoma Z86.0101
    - tubulovillous adenoma Z86.0101
    - villous adenoma Z86.0101
- in situ
  - breast Z86.000
  - cervix uteri Z86.001
  - digestive organs, specified NEC Z86.004
  - esophagus Z86.003
  - genital organs, specified NEC Z86.002
  - melanoma Z86.006
  - middle ear Z86.005
  - oral cavity Z86.003
  - respiratory system Z86.005
  - skin Z86.007
  - specified NEC Z86.008
  - stomach Z86.003
- malignant — *see* History of, malignant neoplasm
- uncertain behavior Z86.03

nephrotic syndrome Z87.441
nicotine dependence Z87.891
noncompliance with medical treatment or regimen — *see* Noncompliance
nutritional deficiency Z86.39
obstetric complications Z87.59

- childbirth Z87.59
- pregnancy Z87.59
- pre-term labor Z87.51
- puerperium Z87.59

- osteoporosis fractures Z87.310
- parasuicide (attempt) Z91.51
- physical trauma NEC Z87.828
  - self-harm or suicide attempt Z91.51
- poisoning NEC Z91.89
  - self-harm or suicide attempt Z91.51
- poor personal hygiene Z91.89
- pneumonia (recurrent) Z87.01
- preterm labor Z87.51
- prolonged reversible ischemic neurologic deficit (PRIND) Z86.73
- procedure during pregnancy Z98.870
- procedure while a fetus Z98.871
- prostatic dysplasia Z87.430
- psychological
  - abuse
    - adult Z91.411
    - child Z62.811
  - trauma, specified NEC Z91.49
- radiation therapy Z92.3
- removal
  - implant
    - breast Z98.86
- renal calculi Z87.442
- respiratory condition NEC Z87.09
- retained foreign body fully removed Z87.821
- risk factors NEC Z91.89
- SARS-CoV-2 infection Z86.16
- self-harm
  - nonsuicidal Z91.52
  - suicidal Z91.51
- self-inflicted injury without suicidal intent Z91.52
- self-injury
  - nonsuicidal Z91.52

- self-mutilation Z91.52
- self-poisoning attempt Z91.51
- sex reassignment Z87.890
- sleep-wake cycle problem Z72.821
- specified NEC Z87.898
- steroid therapy (systemic) Z92.241
  - inhaled Z92.240
- stroke without residual deficits Z86.73
- substance abuse NEC F10-F19
- sudden cardiac arrest Z86.74
- sudden cardiac death successfully resuscitated Z86.74
- suicidal behavior Z91.51
- suicide attempt Z91.51
- surgery NEC Z98.890
  - with uterine scar Z98.891
  - sex reassignment Z87.890
  - transplant — *see* Transplant
- thrombophlebitis Z86.72
- thrombosis (venous) Z86.718
  - pulmonary Z86.711
- tobacco dependence Z87.891
- tracheoesophageal
  - atresia Z87.731
  - fistula Z87.731
- transient ischemic attack (TIA) without residual deficits Z86.73
- trauma (physical) NEC Z87.828
  - psychological NEC Z91.49
  - self-harm Z91.51
- traumatic brain injury Z87.820
- tuberculosis, latent infection Z86.15
- unhealthy sleep-wake cycle Z72.821
- unintended awareness under general anesthesia Z92.84
- urinary calculi Z87.442
- urinary (recurrent) (tract) infection(s) Z87.440
- uterine scar from previous surgery Z98.891
- vaginal dysplasia Z87.411
- venous thrombosis or embolism Z86.718
  - pulmonary Z86.711

- vulvar dysplasia Z87.412
- His-Werner disease A79.0
- HIV (*see also* Human, immunodeficiency virus) B20
  - laboratory evidence (nonconclusive) R75
  - positive, seropositive Z21
  - nonconclusive test (in infants) R75
- Hives (bold) — *see* Urticaria
- Hoarseness R49.0
- Hobo Z59.00
- Hodgkin disease — *see* Lymphoma, Hodgkin
- Hodgson's (*see also* Aneurysm, aorta, thorax) I71.20
  - ruptured (*see also* Aneurysm, aorta, thorax, ruptured) I71.10
- Hoffa-Kastert disease E88.89
- Hoffa's disease E88.89
- Hoffmann-Bouveret syndrome I47.9
- Hoffmann's syndrome E03.9 *[G73.7]*
- HoFH (homozygous familial hypercholesterolemia) E78.010
- Hole (round)
  - macula H35.34 ☑
  - retina (without detachment) — *see* Break, retina, round hole
    - with detachment — *see* Detachment, retina, with retinal, break
- Holiday relief care Z75.5
- Hollenhorst's plaque — *see* Occlusion, artery, retina
- Hollow foot (congenital) Q66.7 ☑
  - acquired — *see* Deformity, limb, foot, specified NEC
- Holoprosencephaly Q04.2
- Holt-Oram syndrome Q87.2
- Homelessness Z59.00
  - sheltered Z59.01
  - unsheltered Z59.02

- Homesickness — *see* Disorder, adjustment
- Homocysteinemia R79.83
- Homocystinemia R79.83
- Homocystinuria E72.11
- Homogentisate 1, 2-dioxygenase deficiency E70.29
- Homologous serum hepatitis (prophylactic) (therapeutic) — *see* Hepatitis, viral, type B
- Honeycomb lung J98.4
  - congenital Q33.0
- Hooded
  - clitoris Q52.6
  - penis Q55.69
- Hookworm (disease) (infection) (infestation) B76.9
  - with anemia B76.9 *[D63.8]*
  - specified NEC B76.8
- Hordeolum (eyelid) (externum) (recurrent) H00.019
  - internum H00.029
    - left H00.026
      - lower H00.025
      - upper H00.024
    - right H00.023
      - lower H00.022
      - upper H00.021
  - left H00.016
    - lower H00.015
    - upper H00.014
  - right H00.013
    - lower H00.012
    - upper H00.011
- Horn
  - cutaneous L85.8
  - nail L60.2
    - congenital Q84.6
- Horner (-Claude Bernard) syndrome G90.2
  - traumatic — *see* Injury, nerve, cervical sympathetic
- Horseshoe kidney (congenital) Q63.1
- Horton's headache or neuralgia G44.099
  - intractable G44.091
  - not intractable G44.099

- Hospital hopper syndrome — *see* Disorder, factitious
- Hospitalism in children — *see* Disorder, adjustment
- Hostility R45.5
  - towards child Z62.3
- Hot flashes
  - menopausal N95.1
- Hourglass (contracture) (*see also* Contraction, hourglass)
  - stomach K31.89
    - congenital Q40.2
    - stricture K31.2
- Household, housing circumstance affecting care Z59.9
  - specified NEC Z59.89
- Housemaid's knee — *see* Bursitis, prepatellar
- HSCT-TMA (hematopoietic stem cell transplantation-associated thrombotic microangiopathy) M31.11
- Hudson (-Stähli) line (cornea) — *see* Pigmentation, cornea, anterior
- Human
  - bite (open wound) (*see also* Bite)
    - intact skin surface — *see* Bite, superficial
  - herpesvirus — *see* Herpes
  - immunodeficiency virus (HIV) disease (infection) B20
    - asymptomatic status Z21
    - contact Z20.6
    - counseling Z71.7
    - dementia (*see also* Dementia, in, diseases specified elsewhere) B20 *[F02.80]*
      - with behavioral disturbance (*see also* Dementia, in, diseases specified elsewhere) B20 *[F02.81 ☑]*
    - exposure to Z20.6
    - laboratory evidence R75
    - type-2 (HIV 2) as cause of disease classified elsewhere B97.35
  - papillomavirus (HPV)
    - DNA test positive
      - high risk
        - cervix R87.810
        - vagina R87.811
      - low risk
        - cervix R87.820
        - vagina R87.821
    - screening for Z11.51
  - T-cell lymphotropic virus

- type-1 (HTLV-I) infection B33.3
  - as cause of disease classified elsewhere B97.33
  - carrier Z22.6
- type-2 (HTLV-II) as cause of disease classified elsewhere B97.34

Humidifier lung or pneumonitis J67.7
Humiliation (experience) in childhood Z62.898
Humpback (acquired) — *see* Kyphosis
Hunchback (acquired) — *see* Kyphosis
Hunger T73.0 ☑
- air, psychogenic F45.8

Hungry bone syndrome E83.81
Hunner's ulcer — *see* Cystitis, chronic, interstitial
Hunter's
- glossitis D51.0
- syndrome E76.1

Huntington's disease or chorea G10
- with dementia (*see also* Dementia, in, diseases specified elsewhere) G10 *[F02.80]*
  - with behavioral disturbance (*see also* Dementia, in, diseases specified elsewhere) G10 *[F02.81* ☑ *]*

Hunt's
- disease or syndrome (herpetic geniculate ganglionitis) B02.21
  - dyssynergia cerebellaris myoclonica G11.19
- neuralgia B02.21

Hurler (-Scheie) disease or syndrome E76.02
Hurst's disease G36.1
Hurthle cell
- adenocarcinoma C73
- adenoma D34
- carcinoma C73
- tumor D34

Hutchinson-Boeck disease or syndrome — *see* Sarcoidosis
Hutchinson-Gilford disease or syndrome E34.8
Hutchinson's
- disease, meaning

- angioma serpiginosum L81.7
- pompholyx (cheiropompholyx) L30.1
- prurigo estivalis L56.4
- summer eruption or summer prurigo L56.4
- melanotic freckle — *see* Melanoma, in situ
  - malignant melanoma in — *see* Melanoma
- teeth or incisors (congenital syphilis) A50.52
- triad (congenital syphilis) A50.53

Hyalin plaque, sclera, senile H15.89
Hyaline membrane (disease) (lung) (pulmonary) (newborn) P22.0
Hyalinosis
- cutis (et mucosae) E78.89
- focal and segmental (glomerular) (*see also* N00-N07 with fourth character .1) N05.1

Hyalitis, hyalosis, asteroid (*see also* Deposit, crystalline)
- syphilitic (late) A52.71

Hydatid
- cyst or tumor — *see* Echinococcus
- mole — *see* Hydatidiform mole
- Morgagni
  - female Q50.5
  - male (epididymal) Q55.4
    - testicular Q55.29

Hydatidiform mole (benign) (complicating pregnancy) (delivered) (undelivered) O01.9
- classical O01.0
- complete O01.0
- incomplete O01.1
- invasive D39.2
- malignant D39.2
- partial O01.1

Hydatidosis — *see* Echinococcus
Hydradenitis (axillaris) (suppurative) L73.2
Hydradenoma — *see* Hidradenoma
Hydramnios O40.
Hydrancephaly, hydranencephaly Q04.3
- with spina bifida — *see* Spina bifida, with hydrocephalus

Hydrargyrism NEC — *see* Poisoning, mercury
Hydrarthrosis (*see also* Effusion, joint)

- gonococcal A54.42
- intermittent M12.40
  - ankle M12.47 ☑
  - elbow M12.42 ☑
  - foot joint M12.47 ☑
  - hand joint M12.44 ☑
  - hip M12.45 ☑
  - knee M12.46 ☑
  - multiple site M12.49
  - shoulder M12.41 ☑
  - specified joint NEC M12.48
  - wrist M12.43 ☑
- of yaws (early) (late) (*see also* subcategory M14.8 ☑) A66.6
- syphilitic (late) A52.77
  - congenital A50.55 *[M12.80]*

Hydremia D64.89

Hydrencephalocele (congenital) — *see* Encephalocele

Hydrencephalomeningocele (congenital) — *see* Encephalocele

Hydroa R23.8
- aestivale L56.4
- vacciniforme L56.4

Hydroadenitis (axillaris) (suppurative) L73.2

Hydrocalycosis — *see* Hydronephrosis

Hydrocele (spermatic cord) (testis) (tunica vaginalis) N43.3
- canal of Nuck N94.89
- communicating N43.2
  - congenital P83.5
- congenital P83.5
- encysted N43.0
- female NEC N94.89
- infected N43.1
- newborn P83.5
- round ligament N94.89
- specified NEC N43.2
- spinalis — *see* Spina bifida
- vulva N90.89

- Hydrocephalus (acquired) (external) (internal) (malignant) (recurrent) G91.9
  - aqueduct Sylvius stricture Q03.0
  - causing disproportion O33.6 ☑
    - with obstructed labor O66.3
  - communicating G91.0
  - congenital (external) (internal) Q03.9
    - with spina bifida Q05.4
      - cervical Q05.0
      - dorsal Q05.1
      - lumbar Q05.2
      - lumbosacral Q05.2
      - sacral Q05.3
      - thoracic Q05.1
      - thoracolumbar Q05.1
    - specified NEC Q03.8
  - due to toxoplasmosis (congenital) P37.1
  - foramen Magendie block (acquired) G91.1
    - congenital (*see also* Hydrocephalus, congenital) Q03.1
  - in (due to)
    - infectious disease NEC B89 *[G91.4]*
    - neoplastic disease NEC (*see also* Neoplasm) G91.4
    - parasitic disease B89 *[G91.4]*
  - newborn Q03.9
    - with spina bifida — *see* Spina bifida, with hydrocephalus
  - noncommunicating G91.1
  - normal pressure G91.2
    - secondary G91.0
  - obstructive G91.1
  - otitic G93.2
  - post-traumatic NEC G91.3
  - secondary G91.4
    - post-traumatic G91.3
  - specified NEC G91.8
  - syphilitic, congenital A50.49

- Hydrocolpos (congenital) N89.8
- Hydrocystoma — *see* Neoplasm, skin, benign
- Hydroencephalocele (congenital) — *see* Encephalocele
- Hydroencephalomeningocele (congenital) — *see* Encephalocele
- Hydrohematopneumothorax — *see* Hemothorax
- Hydromeningitis — *see* Meningitis
- Hydromeningocele (spinal) (*see also* Spina bifida)
  - cranial — *see* Encephalocele
- Hydrometra N85.8
- Hydrometrocolpos N89.8
- Hydromicrocephaly Q02
- Hydromphalos (since birth) Q45.8
- Hydromyelia Q06.4
- Hydromyelocele — *see* Spina bifida
- Hydronephrosis (atrophic) (early) (functionless) (intermittent) (primary) (secondary) NEC N13.30
  - with
    - infection N13.6
    - obstruction (by) (of)
      - renal calculus N13.2
        - with infection N13.6
      - ureteral NEC N13.1
        - with infection N13.6
        - calculus N13.2
          - with infection N13.6
      - ureteropelvic junction (congenital) Q62.11
        - acquired N13.0
          - with infection N13.6
    - ureteral stricture NEC N13.1
      - with infection N13.6
  - congenital Q62.0
    - due to acquired occlusion of ureteropelvic junction N13.0
  - specified type NEC N13.39
  - tuberculous A18.11

- Hydropericarditis — *see* Pericarditis
- Hydropericardium — *see* Pericarditis
- Hydroperitoneum R18.8
- Hydrophobia — *see* Rabies
- Hydrophthalmos Q15.0
- Hydropneumohemothorax — *see* Hemothorax
- Hydropneumopericarditis — *see* Pericarditis
- Hydropneumopericardium — *see* Pericarditis
- Hydropneumothorax J94.8
  - traumatic — *see* Injury, intrathoracic, lung
  - tuberculous NEC A15.6
- Hydrops R60.9
  - abdominis R18.8
  - articulorum intermittens — *see* Hydrarthrosis, intermittent
  - cardiac — *see* Failure, heart, congestive
  - causing obstructed labor (mother) O66.3
  - endolymphatic H81.0 ☑
  - fetal — *see* Pregnancy, complicated by, hydrops, fetalis
  - fetalis P83.2
    - due to
      - ABO isoimmunization P56.0
      - alpha thalassemia D56.0
      - hemolytic disease P56.90
        - specified NEC P56.99
      - isoimmunization (ABO) (Rh) P56.0
      - other specified nonhemolytic disease NEC P83.2
      - Rh incompatibility P56.0
    - during pregnancy — *see* Pregnancy, complicated by, hydrops, fetalis
  - gallbladder K82.1
  - joint — *see* Effusion, joint
  - labyrinth H81.0 ☑
  - newborn (idiopathic) P83.2
    - due to
      - ABO isoimmunization P56.0
      - alpha thalassemia D56.0
      - hemolytic disease P56.90

specified NEC P56.99
isoimmunization (ABO) (Rh) P56.0
Rh incompatibility P56.0
nutritional — *see* Malnutrition, severe
pericardium — *see* Pericarditis
pleura — *see* Hydrothorax
spermatic cord — *see* Hydrocele
Hydropyonephrosis N13.6
Hydrorachis Q06.4
Hydrorrhea (nasal) J34.89
pregnancy — *see* Rupture, membranes, premature
Hydrosadenitis (axillaris) (suppurative) L73.2
Hydrosalpinx (fallopian tube) (follicularis) N70.11
Hydrothorax (double) (pleura) J94.8
chylous (nonfilarial) I89.8
filarial (*see also* Infestation, filarial) B74.9 *[J91.8]*
traumatic — *see* Injury, intrathoracic
tuberculous NEC (non primary) A15.6
Hydroureter (*see also* Hydronephrosis) N13.4
with infection N13.6
congenital Q62.39
Hydroureteronephrosis — *see* Hydronephrosis
Hydrourethra N36.8
Hydroxykynureninuria E70.89
Hydroxylysinemia E72.3
Hydroxyprolinemia E72.59
Hygiene, sleep
abuse Z72.821
inadequate Z72.821
poor Z72.821
Hygroma (congenital) (cystic) D18.1
praepatellare, prepatellar — *see* Bursitis, prepatellar
subdural — *see* Leak, cerebrospinal fluid

- Hymen — *see* condition
- Hymenolepis, hymenolepiasis (diminuta) (infection) (infestation) (nana) B71.0
- Hypalgesia R20.8
- Hyperacidity (gastric) K31.89
  - psychogenic F45.8
- Hyperactive, hyperactivity F90.9
  - basal cell, uterine cervix — *see* Dysplasia, cervix
  - bowel sounds R19.12
  - cervix epithelial (basal) — *see* Dysplasia, cervix
  - child F90.9
    - attention deficit — *see* Disorder, attention-deficit hyperactivity
  - detrusor muscle N32.81
  - gastrointestinal K31.89
    - psychogenic F45.8
  - nasal mucous membrane J34.3
  - stomach K31.89
  - thyroid (gland) — *see* Hyperthyroidism
- Hyperacusis H93.23 ☑
- Hyperadrenalism E27.5
- Hyperadrenocorticism E24.9
  - congenital E25.0
  - iatrogenic E24.2
    - correct substance properly administered — *see* Table of Drugs and Chemicals, by drug, adverse effect
    - overdose or wrong substance given or taken — *see* Table of Drugs and Chemicals, by drug, poisoning
  - not associated with Cushing's syndrome E27.0
  - pituitary-dependent E24.0
- Hyperaldosteronism E26.9
  - familial (type I) E26.02
  - glucocorticoid-remediable E26.02
  - primary (due to (bilateral) adrenal hyperplasia) E26.09
  - primary NEC E26.09
  - secondary E26.1
  - specified NEC E26.89
- Hyperalgesia R20.8
- Hyperalimentation R63.2

- carotene, carotin E67.1
- specified NEC E67.8
- vitamin
  - A E67.0
  - D E67.3

Hyperaminoaciduria
- arginine E72.21
- cystine E72.01
- lysine E72.3
- ornithine E72.4

Hyperammonemia (congenital) E72.20

Hyperazotemia — *see* Uremia

Hyperbetalipoproteinemia (familial) E78.00
- with prebetalipoproteinemia E78.2

Hyperbicarbonatemia P74.41

Hyperbilirubinemia
- constitutional E80.6
- familial conjugated E80.6
- neonatal (transient) — *see* Jaundice, newborn

Hypercalcemia, hypocalciuric, familial E83.52

Hypercalciuria, idiopathic R82.994

Hypercapnia R06.89
- newborn P84

Hypercarotenemia (dietary) E67.1

Hypercementosis K03.4

Hyperchloremia E87.8

Hyperchlorhydria K31.89
- neurotic F45.8
- psychogenic F45.8

Hypercholesterinemia — *see* Hypercholesterolemia

Hypercholesterolemia (essential) (primary) (pure) E78.00
- with hyperglyceridemia, endogenous E78.2
- dietary counseling and surveillance Z71.3
- familial E78.019

- homozygous [HoFH] E78.010
- heterozygous [HeFH] E78.011
- hereditary E78.019

Hyperchylia gastrica, psychogenic F45.8

Hyperchylomicronemia (familial) (primary) E78.3
- with hyperbetalipoproteinemia E78.3

Hypercoagulable (state) D68.59
- activated protein C resistance D68.51
- antithrombin (III) deficiency D68.59
- factor V Leiden mutation D68.51
- primary NEC D68.59
- protein C deficiency D68.59
- protein S deficiency D68.59
- prothrombin gene mutation D68.52
- secondary D68.69
- specified NEC D68.69

Hypercoagulation (state) D68.59

Hypercorticalism, pituitary-dependent E24.0

Hypercorticosolism — *see* Cushing's, syndrome

Hypercorticosteronism E24.2
- correct substance properly administered — *see* Table of Drugs and Chemicals, by drug, adverse effect
- overdose or wrong substance given or taken — *see* Table of Drugs and Chemicals, by drug, poisoning

Hypercortisonism E24.2
- correct substance properly administered — *see* Table of Drugs and Chemicals, by drug, adverse effect
- overdose or wrong substance given or taken — *see* Table of Drugs and Chemicals, by drug, poisoning

Hyperekplexia Q89.89

Hyperelectrolytemia E87.8

Hyperemesis R11.10
- with nausea R11.2
- gravidarum (mild) O21.0
  - with
    - carbohydrate depletion O21.1
    - dehydration O21.1
    - electrolyte imbalance O21.1
    - metabolic disturbance O21.1
  - severe (with metabolic disturbance) O21.1

- projectile R11.12
- psychogenic F45.8

Hyperemia (acute) (passive) R68.89
- anal mucosa K62.89
- bladder N32.89
- cerebral I67.89
- conjunctiva H11.43
- ear internal, acute — *see* subcategory H83.0
- enteric K59.89
- eye — *see* Hyperemia, conjunctiva
- eyelid (active) (passive) — *see* Disorder, eyelid, specified type NEC
- intestine K59.89
- iris — *see* Disorder, iris, vascular
- kidney N28.89
- labyrinth — *see* subcategory H83.0
- liver (active) K76.89
- lung (passive) — *see* Edema, lung
- pulmonary (passive) — *see* Edema, lung
- renal N28.89
- retina H35.89
- stomach K31.89

Hyperesthesia (body surface) R20.3
- larynx (reflex) J38.7
  - hysterical F44.89
- pharynx (reflex) J39.2
  - hysterical F44.89

Hyperestrogenism (drug-induced) (iatrogenic) E28.0

Hyperexplexia Q89.89

Hyperfibrinolysis — *see* Fibrinolysis

Hyperfructosemia E74.19

Hyperfunction
- adrenal cortex, not associated with Cushing's syndrome E27.0
  - medulla E27.5
    - adrenomedullary E27.5
  - virilism E25.9
    - congenital E25.0

- ovarian E28.8
- pancreas K86.89
- parathyroid (gland) E21.3
- pituitary (gland) (anterior) E22.9
  - specified NEC E22.8
- polyglandular E31.1
- testicular E29.0

Hypergammaglobulinemia D89.2
- polyclonal D89.0
- Waldenström D89.0

Hypergastrinemia E16.4

Hyperglobulinemia R77.1

Hyperglycemia, hyperglycemic (transient) R73.9
- coma — *see* Diabetes, by type, with coma
- postpancreatectomy E89.1

Hyperglyceridemia (endogenous) (essential) (familial) (hereditary) (pure) E78.1
- mixed E78.3

Hyperglycinemia (non-ketotic) E72.51

Hypergonadism
- ovarian E28.8
- testicular (primary) (infantile) E29.0

Hyperheparinemia D68.32

Hyperhidrosis, hyperidrosis R61
- focal
  - primary L74.519
    - axilla L74.510
    - face L74.511
    - palms L74.512
    - soles L74.513
  - secondary L74.52
- generalized R61
- localized
  - primary L74.519
    - axilla L74.510
    - face L74.511
    - palms L74.512
    - soles L74.513
  - secondary L74.52

- psychogenic F45.8
- secondary R61
  - focal L74.52
- Hyperhistidinemia E70.41
- Hyperhomocysteinemia E72.11
- Hyperhydroxyprolinemia E72.59
- Hyperinsulinism (functional) E16.1
  - with
    - coma (hypoglycemic) E15
    - encephalopathy E16.1 *[G94]*
  - ectopic E16.1
  - therapeutic misadventure (from administration of insulin) — *see* subcategory T38.3
- Hyperkalemia E87.5
- Hyperkeratosis (*see also* Keratosis) L85.9
  - cervix N88.0
  - due to yaws (early) (late) (palmar or plantar) A66.3
  - follicularis Q82.8
    - penetrans (in cutem) L87.0
  - palmoplantaris climacterica L85.1
  - pinta A67.1
  - senile (with pruritus) L57.0
  - universalis congenita Q80.8
  - vocal cord J38.3
  - vulva N90.4
- Hyperkinesia, hyperkinetic (disease) (reaction) (syndrome) (childhood) (adolescence) (*see also* Disorder, attention-deficit hyperactivity)
  - heart I51.89
- Hyperleucine-isoleucinemia E71.19
- Hyperlipemia, hyperlipidemia E78.5
  - combined E78.2
    - familial E78.49
  - group
    - A E78.00
    - B E78.1
    - C E78.2
    - D E78.3
  - mixed E78.2
  - specified NEC E78.49
- Hyperlipidosis E75.6

- hereditary NEC E75.5
- Hyperlipoproteinemia E78.5
  - Fredrickson's type
    - I E78.3
    - IIa E78.00
    - IIb E78.2
    - III E78.2
    - IV E78.1
    - V E78.3
  - low-density-lipoprotein-type (LDL) E78.00
  - very-low-density-lipoprotein-type (VLDL) E78.1
- Hyperlucent lung, unilateral J43.0
- Hyperlysinemia E72.3
- Hypermagnesemia E83.41
  - neonatal P71.8
- Hypermenorrhea N92.0
- Hypermethioninemia E72.19
- Hypermetropia (congenital) H52.0 ☑
- Hypermobility, hypermotility
  - cecum — *see* Syndrome, irritable bowel
  - coccyx — *see* subcategory M53.2 ☑
  - colon — *see* Syndrome, irritable bowel
    - psychogenic F45.8
  - ileum K58.9
  - intestine (*see also* Syndrome, irritable bowel) K58.9
    - psychogenic F45.8
  - meniscus (knee) — *see* Derangement, knee, meniscus
  - scapula — *see* Instability, joint, shoulder
  - stomach K31.89
    - psychogenic F45.8
  - syndrome M35.7
  - urethra N36.41
    - with intrinsic sphincter deficiency N36.43

- Hypernasality R49.21
- Hypernatremia E87.0
- Hypernephroma C64. ☑
- Hyperopia — *see* Hypermetropia
- Hyperorexia nervosa F50.2 ☑
- Hyperornithinemia E72.4
- Hyperosmia R43.1
- Hyperosmolality (*see also*, Diabetes, by type, with hyperosmolarity) E87.0
- Hyperostosis (monomelic) (*see also* Disorder, bone, density and structure, specified NEC)
  - ankylosing (spine) M48.10
    - cervical region M48.12
    - cervicothoracic region M48.13
    - lumbar region M48.16
    - lumbosacral region M48.17
    - multiple sites M48.19
    - occipito-atlanto-axial region M48.11
    - sacrococcygeal region M48.18
    - thoracic region M48.14
    - thoracolumbar region M48.15
  - cortical (skull) M85.2
    - infantile M89.8X ☑
  - frontal, internal of skull M85.2
  - interna frontalis M85.2
  - skeletal, diffuse idiopathic — *see* Hyperostosis, ankylosing
  - skull M85.2
    - congenital Q75.8
  - vertebral, ankylosing — *see* Hyperostosis, ankylosing
- Hyperovarism E28.8
- Hyperoxaluria R82.992
  - primary E72.53 ☑
- Hyperparathyroidism E21.3
  - primary E21.0
  - secondary (renal) N25.81
    - non-renal E21.1
  - specified NEC E21.2
  - tertiary E21.2
- Hyperpathia R20.8
- Hyperperistalsis R19.2

- psychogenic F45.8
- Hyperpermeability, capillary I78.8
- Hyperphagia R63.2
- Hyperphenylalaninemia NEC E70.1
- Hyperphoria (alternating) H50.53
- Hyperphosphatemia E83.39
- Hyperpiesis, hyperpiesia — *see* Hypertension
- Hyperpigmentation (*see also* Pigmentation)
  - melanin NEC L81.4
  - postinflammatory L81.0
- Hyperpinealism E34.8
- Hyperpituitarism E22.9
- Hyperplasia, hyperplastic
  - adenoids J35.2
  - adrenal (capsule) (cortex) (gland) E27.8
    - with
      - sexual precocity (male) E25.9
        - congenital E25.0
      - virilism, adrenal E25.9
        - congenital E25.0
      - virilization (female) E25.9
        - congenital E25.0
    - congenital E25.0
      - salt-losing E25.0
  - adrenomedullary E27.5
  - angiolymphoid, eosinophilia (ALHE) D18.01
  - appendix (lymphoid) K38.0
  - artery, fibromuscular I77.3
  - bone (*see also* Hypertrophy, bone)
    - marrow D75.89
  - breast (*see also* Hypertrophy, breast)
    - atypical, atypia N60.9 ☑
      - ductal N60.9 ☑
      - lobular N60.9 ☑
  - C-cell, thyroid E07.0
  - cementation (tooth) (teeth) K03.4
  - cervical gland R59.0
  - cervix (uteri) (basal cell) (endometrium) (polypoid) (*see also* Dysplasia, cervix)

- congenital Q51.828
- clitoris, congenital Q52.6
- denture K06.2
- endocervicitis N72
- endometrium, endometrial (adenomatous) (cystic) (glandular) (glandular-cystic) (polypoid) N85.00
  - with atypia N85.02
  - benign N85.01
  - cervix — *see* Dysplasia, cervix
  - complex (without atypia) N85.01
  - simple (without atypia) N85.01
- epithelial L85.9
  - focal, oral, including tongue K13.29
  - nipple N62
  - skin L85.9
  - tongue K13.29
  - vaginal wall N89.3
- erythroid D75.89
- fibromuscular of artery (carotid) (renal) I77.3
- genital
  - female NEC N94.89
  - male N50.89
- gingiva K06.1
- glandularis cystica uteri (interstitialis) (*see also* Hyperplasia, endometrial) N85.00
- gum K06.1
- hymen, congenital Q52.4
- irritative, edentulous (alveolar) K06.2
- jaw M26.09
  - alveolar M26.79
  - lower M26.03
    - alveolar M26.72
  - upper M26.01
    - alveolar M26.71
- kidney (congenital) Q63.3
- labia N90.69
  - epithelial N90.3
- liver (congenital) Q44.79
  - nodular, focal K76.89

- lymph gland or node R59.9
- mandible, mandibular M26.03
  - alveolar M26.72
  - unilateral condylar M27.8
- maxilla, maxillary M26.01
  - alveolar M26.71
- myometrium, myometrial N85.2
- neuroendocrine cell, of infancy J84.841
- nose
  - lymphoid J34.89
  - polypoid J33.9
- oral mucosa (irritative) K13.6
- organ or site, congenital NEC — *see* Anomaly, by site
- ovary N83.8
- palate, papillary (irritative) K13.6
- pancreatic islet cells E16.9
  - alpha E16.8
    - with excess
      - gastrin E16.4
      - glucagon E16.3
  - beta E16.1
- parathyroid (gland) E21.0
- pharynx (lymphoid) J39.2
- prostate (adenofibromatous) N40.0
  - with lower urinary tract symptoms (LUTS) N40.1
    - nodular N40.3
  - nodular N40.2
    - with lower urinary tract symptoms (LUTS) N40.3
  - without lower urinary tract symptoms (LUTS) N40.0
    - nodular N40.2

- renal artery I77.89
- reticulo-endothelial (cell) D75.89
- salivary gland (any) K11.1
- Schimmelbusch's — *see* Mastopathy, cystic
- suprarenal capsule (gland) E27.8
- thymus (gland) (persistent) E32.0
- thyroid (gland) — *see* Goiter
- tonsils (faucial) (infective) (lingual) (lymphoid) J35.1
  - with adenoids J35.3
- unilateral condylar M27.8
- uterus, uterine N85.2
  - endometrium (glandular) (*see also* Hyperplasia, endometrial) N85.00
- vulva N90.69
  - epithelial N90.3

Hyperpnea — *see* Hyperventilation
Hyperpotassemia E87.5
Hyperprebetalipoproteinemia (familial) E78.1
Hyperprolactinemia E22.1
Hyperprolinemia (type I) (type II) E72.59
Hyperproteinemia E88.09
Hyperprothrombinemia, causing coagulation factor deficiency D68.4
Hyperpyrexia R50.9
- heat (effects) T67.01 ☑
- malignant, due to anesthetic T88.3 ☑
- rheumatic — *see* Fever, rheumatic
- unknown origin R50.9

Hyper-reflexia R29.2
Hypersalivation K11.7
Hypersecretion
- ACTH (not associated with Cushing's syndrome) E27.0
  - pituitary E24.0
- adrenaline E27.5
- adrenomedullary E27.5
- androgen (testicular) E29.0
  - ovarian (drug-induced) (iatrogenic) E28.1

- calcitonin E07.0
- catecholamine E27.5
- corticoadrenal E24.9
- cortisol E24.9
- epinephrine E27.5
- estrogen E28.0
- gastric K31.89
  - psychogenic F45.8
- gastrin E16.4
- glucagon E16.3
- hormone(s)
  - ACTH (not associated with Cushing's syndrome) E27.0
    - pituitary E24.0
  - antidiuretic E22.2
  - growth E22.0
  - intestinal NEC E34.1
  - ovarian androgen E28.1
  - pituitary E22.9
  - testicular E29.0
  - thyroid stimulating E05.80
    - with thyroid storm E05.81
- insulin — *see* Hyperinsulinism
- lacrimal glands — *see* Epiphora
- medulloadrenal E27.5
- milk O92.6
- ovarian androgens E28.1
- salivary gland (any) K11.7
- thyrocalcitonin E07.0
- upper respiratory J39.8

Hypersegmentation, leukocytic, hereditary D72.0

Hypersensitive, hypersensitiveness, hypersensitivity (*see also* Allergy)

- carotid sinus G90.01
- colon — *see* Irritable, colon
- drug T88.7 ☑
- gastrointestinal K52.29

- immediate K52.29
- psychogenic F45.8
- labyrinth — *see* subcategory H83.2 ☑
- pain R20.8
- pneumonitis — *see* Pneumonitis, allergic
- reaction T78.40 ☑
  - upper respiratory tract NEC J39.3

Hypersomnia (organic) G47.10
- due to
  - alcohol
    - abuse F10.182
    - dependence F10.282
    - use F10.982
  - amphetamines
    - abuse F15.182
    - dependence F15.282
    - use F15.982
  - caffeine
    - abuse F15.182
    - dependence F15.282
    - use F15.982
  - cocaine
    - abuse F14.182
    - dependence F14.282
    - use F14.982
  - drug NEC
    - abuse F19.182
    - dependence F19.282
    - use F19.982
  - medical condition G47.14
  - mental disorder F51.13
  - opioid
    - abuse F11.182
    - dependence F11.282
    - use F11.982
  - psychoactive substance NEC

- abuse F19.182
- dependence F19.282
- use F19.982
- sedative, hypnotic, or anxiolytic
  - abuse F13.182
  - dependence F13.282
  - use F13.982
- stimulant NEC
  - abuse F15.182
  - dependence F15.282
  - use F15.982
- idiopathic G47.11
  - with long sleep time G47.11
  - without long sleep time G47.12
- menstrual related G47.13
- nonorganic origin F51.11
  - specified NEC F51.19
- not due to a substance or known physiological condition F51.11
  - specified NEC F51.19
- primary F51.11
- recurrent G47.13
- specified NEC G47.19

Hypersplenia, hypersplenism D73.1

Hyperstimulation, ovaries (associated with induced ovulation) N98.1

Hypersusceptibility — *see* Allergy

Hypertelorism (ocular) (orbital) Q75.2

Hypertension, hypertensive (accelerated) (benign) (essential) (idiopathic) (malignant) (systemic) I10

- with
  - heart failure (congestive) I11.0
  - heart involvement (conditions in I50. ☑ or I51.4-I51.7, I51.89, I51.9, due to hypertension) — *see* Hypertension, heart
  - kidney involvement — *see* Hypertension, kidney
- benign, intracranial G93.2
- borderline R03.0
- cardiorenal (disease) I13.10
  - with heart failure I13.0

- with stage 1 through stage 4 chronic kidney disease I13.0
- with stage 5 or end stage renal disease I13.2
- without heart failure I13.10
  - with stage 1 through stage 4 chronic kidney disease I13.10
  - with stage 5 or end stage renal disease I13.11

cardiovascular
- disease (arteriosclerotic) (sclerotic) — *see* Hypertension, heart
- renal (disease) — *see* Hypertension, cardiorenal

chronic venous — *see* Hypertension, venous (chronic)
complicating
- childbirth (labor) O16.4
  - pre-existing O10.92
    - with
      - heart disease O10.12
        - with renal disease O10.32
      - pre-eclampsia O11.4
      - renal disease O10.22
        - with heart disease O10.32
    - essential O10.02
  - secondary O10.42
- pregnancy O16. ☑
  - with edema (*see also* Pre-eclampsia) O14.9 ☑
  - gestational (pregnancy induced) (without proteinuria) O13. ☑
    - with proteinuria O14.9 ☑
      - mild pre-eclampsia O14.0 ☑
      - moderate pre-eclampsia O14.0 ☑
      - severe pre-eclampsia O14.1 ☑
        - with hemolysis, elevated liver enzymes and low platelet count (HELLP) O14.2 ☑
  - pre-existing O10.91 ☑
    - with
      - heart disease O10.11 ☑
        - with renal disease O10.31 ☑
      - pre-eclampsia — *see* category O11 ☑
      - renal disease O10.21 ☑
        - with heart disease O10.31 ☑

- essential O10.01 ☑
- secondary O10.41 ☑
- transient O13. ☑
- puerperium, pre-existing O16.5
- pre-existing
- with
- heart disease O10.13
- with renal disease O10.33
- pre-eclampsia O11.5
- renal disease O10.23
- with heart disease O10.33
- essential O10.03
- pregnancy-induced O13.9
- secondary O10.43
- crisis I16.9
- due to
- endocrine disorders I15.2
- pheochromocytoma (*see also* Pheochromocytoma, by type) I15.2
- renal disorders NEC I15.1
- arterial I15.0
- renovascular disorders I15.0
- specified disease NEC I15.8
- emergency I16.1
- encephalopathy I67.4
- gestational (without significant proteinuria) (pregnancy-induced) (transient) O13. ☑
- with significant proteinuria — *see* Pre-eclampsia
- complicating
- delivery O13.4
- puerperium O13.5
- Goldblatt's I70.1
- heart (disease) (conditions in I51.4-I51.9 due to hypertension) I11.9
- with
- heart failure (congestive) I11.0
- kidney disease (chronic) — *see* Hypertension, cardiorenal
- intracranial, benign G93.2
- kidney I12.9

- with
  - heart disease — *see* Hypertension, cardiorenal
  - stage 5 chronic kidney disease (CKD) or end stage renal disease (ESRD) I12.0
  - stage 1 through stage 4 chronic kidney disease I12.9
- lesser circulation I27.0
- maternal O16. ☑
- newborn P29.2
  - pulmonary (persistent) P29.30
- ocular H40.05 ☑
- pancreatic duct - code to underlying condition
  - with chronic pancreatitis K86.1
- portal (due to chronic liver disease) (idiopathic) K76.6
  - gastropathy K31.89
  - in (due to) schistosomiasis (bilharziasis) B65.9 *[K77]*
- postoperative I97.3
- psychogenic F45.8
- pulmonary I27.20
  - with
    - cor pulmonale (chronic) I27.29
      - acute I26.09
    - right heart ventricular strain/failure I27.29
      - acute I26.09
    - right to left shunt related to congenital heart disease I27.83
    - unclear multifactorial mechanisms I27.29
  - arterial (associated) (drug-induced) (toxin-induced) I27.21
  - chronic thromboembolic I27.24
  - due to
    - hematologic disorders I27.29
    - kyphoscoliotic heart disease I27.1
    - left heart disease I27.22
    - lung diseases and hypoxia I27.23
    - metabolic disorders I27.29
    - specified systemic disorders NEC I27.29

- group 1 (associated) (drug-induced) (toxin-induced) I27.21
- group 2 I27.22
- group 3 I27.23
- group 4 I27.24
- group 5 I27.29
- of newborn (persistent) P29.30
- primary (idiopathic) I27.0
- secondary
  - arterial I27.21
  - specified NEC I27.29
- renal — *see* Hypertension, kidney
- renovascular I15.0
- resistant (apparent treatment) (treatment) (true) I1A.0
- secondary NEC I15.9
  - due to
    - endocrine disorders I15.2
    - pheochromocytoma (*see also* Pheochromocytoma, by type) I15.2
    - renal disorders NEC I15.1
      - arterial I15.0
    - renovascular disorders I15.0
  - specified NEC I15.8
- transient R03.0
  - of pregnancy O13. ☑
- urgency I16.0
- venous (chronic)
  - due to
    - deep vein thrombosis — *see* Syndrome, postthrombotic
  - idiopathic I87.309
    - with
      - inflammation I87.32 ☑
        - with ulcer I87.33 ☑
      - specified complication NEC I87.39 ☑
      - ulcer I87.31 ☑
        - with inflammation I87.33 ☑
    - asymptomatic I87.30 ☑
- Hypertensive urgency — *see* Hypertension
- Hyperthecosis ovary E28.8
- Hyperthermia (of unknown origin) (*see also* Hyperpyrexia)

- malignant, due to anesthesia T88.3 ☑
- newborn P81.9
  - environmental P81.0

Hyperthyroid (recurrent) — *see* Hyperthyroidism

Hyperthyroidism (latent) (pre-adult) (recurrent) E05.90
- with
  - goiter (diffuse) E05.00
    - with thyroid storm E05.01
    - nodular (multinodular) E05.20
      - with thyroid storm E05.21
      - uninodular E05.10
        - with thyroid storm E05.11
  - storm E05.91
- due to ectopic thyroid tissue E05.30
  - with thyroid storm E05.31
- neonatal, transitory P72.1
- specified NEC E05.80
  - with thyroid storm E05.81

Hypertony, hypertonia, hypertonicity
- bladder N31.8
- congenital P94.1
- stomach K31.89
  - psychogenic F45.8
- uterus, uterine (contractions) (complicating delivery) O62.4

Hypertrichosis L68.9
- congenital Q84.2
- eyelid H02.869
  - left H02.866
    - lower H02.865
    - upper H02.864
  - right H02.863
    - lower H02.862
    - upper H02.861
- lanuginosa Q84.2
  - acquired L68.1

- localized L68.2
- specified NEC L68.8

Hypertriglyceridemia, essential E78.1

Hypertrophy, hypertrophic

- adenofibromatous, prostate — *see* Enlargement, enlarged, prostate
- adenoids (infective) J35.2
  - with tonsils J35.3
- adrenal cortex E27.8
- alveolar process or ridge — *see* Anomaly, alveolar
- anal papillae K62.89
- artery I77.89
  - congenital NEC Q27.8
    - digestive system Q27.8
    - lower limb Q27.8
    - specified site NEC Q27.8
    - upper limb Q27.8
- auricular — *see* Hypertrophy, cardiac
- Bartholin's gland N75.8
- bile duct (common) (hepatic) K83.8
- bladder (sphincter) (trigone) N32.89
- bone M89.30
  - carpus M89.34 ☑
  - clavicle M89.31 ☑
  - femur M89.35 ☑
  - fibula M89.36 ☑
  - finger M89.34 ☑
  - humerus M89.32 ☑
  - ilium M89.38
  - ischium M89.38
  - metacarpus M89.34 ☑
  - metatarsus M89.37 ☑
  - multiple sites M89.39
  - neck M89.38
  - pubic ramus [pubis] M89.38
  - radius M89.33 ☑

- rib M89.38
- scapula M89.31
- skull M89.38
- tarsus M89.37
- tibia M89.36
- toe M89.37
- ulna M89.33
- vertebra M89.38

brain G93.89
breast N62
- cystic — *see* Mastopathy, cystic
- newborn P83.4
- pubertal, massive N62
- puerperal, postpartum — *see* Disorder, breast, specified type NEC
- senile (parenchymatous) N62

cardiac (chronic) (idiopathic) I51.7
- with rheumatic fever (conditions in I00)
  - active I01.8
  - inactive or quiescent (with chorea) I09.89
- congenital NEC Q24.8
- fatty — *see* Degeneration, myocardial
- hypertensive — *see* Hypertension, heart
- rheumatic (with chorea) I09.89
  - active or acute I01.8
    - with chorea I02.0
- valve — *see* Endocarditis

cartilage — *see* Disorder, cartilage, specified type NEC
cecum — *see* Megacolon
cervix (uteri) N88.8
- congenital Q51.828
- elongation N88.4

clitoris (cirrhotic) N90.89
- congenital Q52.6

colon (*see also* Megacolon)
- congenital Q43.2

- conjunctiva, lymphoid H11.89
- corpora cavernosa N48.89
- cystic duct K82.8
- duodenum K31.89
- endometrium (glandular) (*see also* Hyperplasia, endometrial) N85.00
  - cervix N88.8
- epididymis N50.89
- esophageal hiatus (congenital) Q79.1
  - with hernia — *see* Hernia, hiatal
- eyelid — *see* Disorder, eyelid, specified type NEC
- facet joint (*see also* Spondylosis) M47.819
- fat pad E65
  - knee (infrapatellar) (popliteal) (prepatellar) (retropatellar) M79.4
- foot (congenital) Q74.2
- frenulum, frenum (tongue) K14.8
  - lip K13.0
- gallbladder K82.8
- gastric mucosa K29.60
  - with bleeding K29.61
- gland, glandular R59.9
  - generalized R59.1
  - localized R59.0
- gum (mucous membrane) K06.1
- heart (idiopathic) (*see also* Hypertrophy, cardiac)
  - valve (*see also* Endocarditis) I38
- hemifacial Q67.4
- hepatic — *see* Hypertrophy, liver
- hiatus (esophageal) Q79.1
- hilus gland R59.0
- hymen, congenital Q52.4
- ileum K63.89
- intestine NEC K63.89
- jejunum K63.89
- kidney (compensatory) N28.81
  - congenital Q63.3

- labium (majus) (minus) N90.60
- ligament — *see* Disorder, ligament
- lingual tonsil (infective) J35.1
  - with adenoids J35.3
- lip K13.0
  - congenital Q18.6
- liver R16.0
  - acute K76.89
  - congenital Q44.79
  - cirrhotic — *see* Cirrhosis, liver
  - fatty — *see* Fatty, liver
- lymph, lymphatic gland R59.9
  - generalized R59.1
  - localized R59.0
  - tuberculous — *see* Tuberculosis, lymph gland
- mammary gland — *see* Hypertrophy, breast
- Meckel's diverticulum (congenital) Q43.0
  - malignant — *see* Table of Neoplasms, small intestine, malignant
- median bar — *see* Hyperplasia, prostate
- meibomian gland — *see* Chalazion
- meniscus, knee, congenital Q74.1
- metatarsal head — *see* Hypertrophy, bone, metatarsus
- metatarsus — *see* Hypertrophy, bone, metatarsus
- mucous membrane
  - alveolar ridge K06.2
  - gum K06.1
  - nose (turbinate) J34.3
- muscle M62.89
- muscular coat, artery I77.89
- myocardium (*see also* Hypertrophy, cardiac)
  - idiopathic I42.2
- myometrium N85.2
- nail L60.2
  - congenital Q84.5
- nasal J34.89

- alae J34.89
- bone J34.89
- cartilage J34.89
- mucous membrane (septum) J34.3
- sinus J34.89
- turbinate J34.3

nasopharynx, lymphoid (infectional) (tissue) (wall) J35.2
nipple N62
organ or site, congenital NEC — *see* Anomaly, by site
ovary N83.8
palate (hard) M27.8
- soft K13.79

pancreas, congenital Q45.3
parathyroid (gland) E21.0
parotid gland K11.1
penis N48.89
pharyngeal tonsil J35.2
pharynx J39.2
- lymphoid (infectional) (tissue) (wall) J35.2

pituitary (anterior) (fossa) (gland) E23.6
prepuce (congenital) N47.8
- female N90.89

prostate — *see* Enlargement, enlarged, prostate
- congenital Q55.4

pseudomuscular (*see also* Dystrophy, muscular, by type, if applicable) G71.09
pylorus (adult) (muscle) (sphincter) K31.1
- congenital or infantile Q40.0

rectal, rectum (sphincter) K62.89
rhinitis (turbinate) J31.0
salivary gland (any) K11.1
- congenital Q38.4

scaphoid (tarsal) — *see* Hypertrophy, bone, tarsus
scar L91.0
scrotum N50.89
seminal vesicle N50.89
sigmoid — *see* Megacolon
skin L91.9

- specified NEC L91.8
- spermatic cord N50.89
- spleen — *see* Splenomegaly
- spondylitis — *see* Spondylosis
- stomach K31.89
- sublingual gland K11.1
- submandibular gland K11.1
- suprarenal cortex (gland) E27.8
- synovial NEC M67.20
  - acromioclavicular M67.21 ☑
  - ankle M67.27 ☑
  - elbow M67.22 ☑
  - foot M67.27 ☑
  - hand M67.24 ☑
  - hip M67.25 ☑
  - knee M67.26 ☑
  - multiple sites M67.29
  - specified site NEC M67.28
  - wrist M67.23 ☑
- tendon — *see* Disorder, tendon, specified type NEC
- testis N44.8
  - congenital Q55.29
- thymic, thymus (gland) (congenital) E32.0
- thyroid (gland) — *see* Goiter
- toe (congenital) Q74.2
  - acquired (*see also* Deformity, toe, specified NEC)
- tongue K14.8
  - congenital Q38.2
  - papillae (foliate) K14.3
- tonsils (faucial) (infective) (lingual) (lymphoid) J35.1
  - with adenoids J35.3
- tunica vaginalis N50.89
- ureter N28.89
- urethra N36.8
- uterus N85.2

- neck (with elongation) N88.4
- puerperal O90.89
- uvula K13.79
- vagina N89.8
- vas deferens N50.89
- vein I87.8
- ventricle, ventricular (heart) (*see also* Hypertrophy, cardiac)
  - congenital Q24.8
  - in tetralogy of Fallot Q21.3
- verumontanum N36.8
- vocal cord J38.3
- vulva N90.60
  - stasis (nonfilarial) N90.69

Hypertropia H50.2 ☑
Hypertyrosinemia E70.21
Hyperuricemia (asymptomatic) E79.0
Hyperuricosuria R82.993
Hypervalinemia E71.19
Hyperventilation (tetany) R06.4
- hysterical F45.8
- psychogenic F45.8
- syndrome F45.8

Hypervitaminosis (dietary) NEC E67.8
- A E67.0
  - administered as drug (prolonged intake) — *see* Table of Drugs and Chemicals, vitamins, adverse effect
  - overdose or wrong substance given or taken — *see* Table of Drugs and Chemicals, vitamins, poisoning
- B6 E67.2
- D E67.3
  - administered as drug (prolonged intake) — *see* Table of Drugs and Chemicals, vitamins, adverse effect
  - overdose or wrong substance given or taken — *see* Table of Drugs and Chemicals, vitamins, poisoning
- K E67.8
  - administered as drug (prolonged intake) — *see* Table of Drugs and Chemicals, vitamins, adverse effect
  - overdose or wrong substance given or taken — *see* Table of Drugs and Chemicals, vitamins, poisoning

Hypervolemia E87.70
- specified NEC E87.79

Hypesthesia R20.1

- cornea — *see* Anesthesia, cornea
- Hyphema H21.0
  - traumatic S05.1
- Hypoacidity, gastric K31.89
  - psychogenic F45.8
- Hypoadrenalism, hypoadrenia E27.40
  - primary E27.1
  - tuberculous A18.7
- Hypoadrenocorticism E27.40
  - pituitary E23.0
  - primary E27.1
- Hypoalbuminemia E88.09
- Hypoaldosteronism E27.40
- Hypoalphalipoproteinemia E78.6
- Hypobarism T70.29
- Hypobaropathy T70.29
- Hypobetalipoproteinemia (familial) E78.6
- Hypocalcemia E83.51
  - autosomal dominant E20.810
    - type 1 (ADH1) E20.810
    - type 2 (ADH2) E20.810
  - dietary E58
  - neonatal P71.1
    - due to cow's milk P71.0
  - phosphate-loading (newborn) P71.1
- Hypochloremia E87.8
- Hypochlorhydria K31.89
  - neurotic F45.8
  - psychogenic F45.8
- Hypochondria, hypochondriac, hypochondriasis (reaction) F45.21
  - sleep F51.03
- Hypochondrogenesis Q77.0
- Hypochondroplasia Q77.4
- Hypochromasia, blood cells D50.8
- Hypocitraturia R82.991
- Hypodontia — *see* Anodontia
- Hypoeosinophilia D72.89
- Hypoesthesia R20.1
- Hypofibrinogenemia D68.8

- acquired D65
- congenital (hereditary) D68.2

Hypofunction
- adrenocortical E27.40
  - drug-induced E27.3
  - postprocedural E89.6
  - primary E27.1
- adrenomedullary, postprocedural E89.6
- cerebral R29.818
- corticoadrenal NEC E27.40
- intestinal K59.89
- labyrinth — *see* subcategory H83.2 ☑
- ovary E28.39
- pituitary (gland) (anterior) E23.0
- testicular E29.1
  - postprocedural (postsurgical) (postirradiation) (iatrogenic) E89.5

Hypogalactia O92.4

Hypogammaglobulinemia (*see also* Agammaglobulinemia) D80.1
- hereditary D80.0
- nonfamilial D80.1
- transient, of infancy D80.7

Hypogenitalism (congenital) — *see* Hypogonadism

Hypoglossia Q38.3

Hypoglycemia (spontaneous) E16.2
- coma E15
  - diabetic — *see* Diabetes, by type, with hypoglycemia, with coma
- diabetic — *see* Diabetes, hypoglycemia
- dietary counseling and surveillance Z71.3
- drug-induced E16.0
  - with coma (nondiabetic) E15
- due to insulin E16.0
  - with coma (nondiabetic) E15
  - therapeutic misadventure — *see* subcategory T38.3 ☑
- functional, nonhyperinsulinemic E16.1
- iatrogenic E16.0
  - with coma (nondiabetic) E15
- in infant of diabetic mother P70.1

- gestational diabetes P70.0
- infantile E16.1
- leucine-induced E71.19
- level
  - 1 E16.A1
  - 2 E16.A2
  - 3 E16.A3
- neonatal (transitory) P70.4
  - iatrogenic P70.3
- reactive (not drug-induced) E16.1
- transitory neonatal P70.4

Hypogonadism
- female E28.39
- hypogonadotropic E23.0
- male E29.1
- ovarian (primary) E28.39
- pituitary E23.0
- testicular (primary) E29.1

Hypohidrosis, hypoidrosis L74.4

Hypoinsulinemia, postprocedural E89.1

Hypokalemia E87.6

Hypoleukocytosis — *see* Agranulocytosis

Hypolipoproteinemia (alpha) (beta) E78.6

Hypomagnesemia E83.42
- neonatal P71.2

Hypomania, hypomanic reaction F30.8

Hypomenorrhea — *see* Oligomenorrhea

Hypometabolism R63.8

Hypomotility
- gastrointestinal (tract) K31.89
  - psychogenic F45.8
- intestine K59.89
  - psychogenic F45.8
- stomach K31.89
  - psychogenic F45.8

- stomach K31.89
  - psychogenic F45.8
- Hypomyelination - hypogonadotropic hypogonadism - hypodontia G11.5
- Hypomyelination with atrophy of the basal ganglia and cerebellum (H-ABC) G23.3
- Hyponasality R49.22
- Hyponatremia E87.1
- Hypo-osmolality E87.1
- Hypo-ovarianism, hypo-ovarism E28.39
- Hypoparathyroidism E20.9
  - autoimmune E20.812
  - due to impaired parathyroid hormone secretion, unspecified E20.819
  - familial E20.89
    - isolated E20.818
  - idiopathic E20.0
  - neonatal, transitory P71.4
  - postprocedural E89.2
  - secondary, in diseases classified elsewhere E20.811
  - specified NEC E20.89
    - due to impaired parathyroid hormone secretion E20.818
- Hypoperfusion (in)
  - newborn P96.89
- Hypopharyngitis — *see* Laryngopharyngitis
- Hypophoria H50.53
- Hypophosphatemia, hypophosphatasia (acquired) (congenital) (renal) E83.39
  - familial E83.31
- Hypophyseal, hypophysis (*see also* condition)
  - dwarfism E23.0
  - gigantism E22.0
- Hypopiesis — *see* Hypotension
- Hypopinealism E34.8
- Hypopituitarism (juvenile) E23.0
  - drug-induced E23.1
  - due to
    - hypophysectomy E89.3
    - radiotherapy E89.3

- iatrogenic NEC E23.1
- postirradiation E89.3
- postpartum O99.285
- postprocedural E89.3

Hypoplasia, hypoplastic

- adrenal (gland), congenital Q89.1
- alimentary tract, congenital Q45.8
  - upper Q40.8
- anus, anal (canal) Q42.3
  - with fistula Q42.2
- aorta, aortic Q25.42
  - ascending, in hypoplastic left heart syndrome Q23.4
  - valve Q23.1
    - in hypoplastic left heart syndrome Q23.4
- areola, congenital Q83.8
- arm (congenital) — *see* Defect, reduction, upper limb
- artery (peripheral) Q27.8
  - brain (congenital) Q28.3
  - coronary Q24.5
  - digestive system Q27.8
  - lower limb Q27.8
  - pulmonary Q25.79
    - functional, unilateral J43.0
  - retinal (congenital) Q14.1
  - specified site NEC Q27.8
  - umbilical Q27.0
  - upper limb Q27.8
- auditory canal Q17.8
  - causing impairment of hearing Q16.9
- biliary duct or passage Q44.5
- bone NOS Q79.9
  - face Q75.8
  - marrow D61.9
    - megakaryocytic D69.49
  - skull — *see* Hypoplasia, skull
- brain Q02
  - gyri Q04.3
  - part of Q04.3

- breast (areola) N64.82
- bronchus Q32.4
- cardiac Q24.8
- carpus — *see* Defect, reduction, upper limb, specified type NEC
- cartilage hair Q78.8
- cecum Q42.8
- cementum K00.4
- cephalic Q02
- cerebellum Q04.3
- cervix (uteri), congenital Q51.821
- clavicle (congenital) Q74.0
- coccyx Q76.49
- colon Q42.9
  - specified NEC Q42.8
- corpus callosum Q04.0
- cricoid cartilage Q31.2
- digestive organ(s) or tract NEC Q45.8
  - upper (congenital) Q40.8
- ear (auricle) (lobe) Q17.2
  - middle Q16.4
- enamel of teeth (neonatal) (postnatal) (prenatal) K00.4
- endocrine (gland) NEC Q89.2
- endometrium N85.8
- epididymis (congenital) Q55.4
- epiglottis Q31.2
- erythroid, congenital D61.01
- esophagus (congenital) Q39.8
- eustachian tube Q17.8
- eye Q11.2
- eyelid (congenital) Q10.3
- face Q18.8
  - bone(s) Q75.8

- femur (congenital) — *see* Defect, reduction, lower limb, specified type NEC
- fibula (congenital) — *see* Defect, reduction, lower limb, specified type NEC
- finger (congenital) — *see* Defect, reduction, upper limb, specified type NEC
- focal dermal Q82.8
- foot — *see* Defect, reduction, lower limb, specified type NEC
- gallbladder Q44.0
- genitalia, genital organ(s)
  - female, congenital Q52.8
    - external Q52.79
    - internal NEC Q52.8
  - in adiposogenital dystrophy E23.6
- glottis Q31.2
- hair Q84.2
- hand (congenital) — *see* Defect, reduction, upper limb, specified type NEC
- heart Q24.8
- humerus (congenital) — *see* Defect, reduction, upper limb, specified type NEC
- intestine (small) Q41.9
  - large Q42.9
    - specified NEC Q42.8
- jaw M26.09
  - alveolar M26.79
  - lower M26.04
    - alveolar M26.74
  - upper M26.02
    - alveolar M26.73
- kidney(s) Q60.5
  - bilateral Q60.4
  - unilateral Q60.3
- labium (majus) (minus), congenital Q52.79
- larynx Q31.2
- left heart syndrome Q23.4
- leg (congenital) — *see* Defect, reduction, lower limb
- limb Q73.8
  - lower (congenital) — *see* Defect, reduction, lower limb
  - upper (congenital) — *see* Defect, reduction, upper limb

- liver Q44.79
- lung (lobe) (not associated with short gestation) Q33.6
  - associated with immaturity, low birth weight, prematurity, or short gestation P28.0
- mammary (areola), congenital Q83.8
- mandible, mandibular M26.04
  - alveolar M26.74
  - unilateral condylar M27.8
- maxillary M26.02
  - alveolar M26.73
- medullary D61.9
- megakaryocytic D69.49
- metacarpus — *see* Defect, reduction, upper limb, specified type NEC
- metatarsus — *see* Defect, reduction, lower limb, specified type NEC
- muscle Q79.8
- nail(s) Q84.6
- nose, nasal Q30.1
- optic nerve H47.03
- osseous meatus (ear) Q17.8
- ovary, congenital Q50.39
- pancreas Q45.0
- parathyroid (gland) Q89.2
- parotid gland Q38.4
- patella Q74.1
- pelvis, pelvic girdle Q74.2
- penis (congenital) Q55.62
- peripheral vascular system Q27.8
  - digestive system Q27.8
  - lower limb Q27.8
  - specified site NEC Q27.8
  - upper limb Q27.8
- pituitary (gland) (congenital) Q89.2
- pulmonary (not associated with short gestation) Q33.6
  - artery, functional J43.0
  - associated with short gestation P28.0

- radioulnar — *see* Defect, reduction, upper limb, specified type NEC
- radius — *see* Defect, reduction, upper limb
- rectum Q42.1
  - with fistula Q42.0
- respiratory system NEC Q34.8
- rib Q76.6
- right heart syndrome Q22.6
- sacrum Q76.49
- scapula Q74.0
- scrotum Q55.1
- shoulder girdle Q74.0
- skin Q82.8
- skull (bone) Q75.8
  - with
    - anencephaly Q00.0
    - encephalocele — *see* Encephalocele
    - hydrocephalus Q03.9
      - with spina bifida — *see* Spina bifida, by site, with hydrocephalus
    - microcephaly Q02
- spinal (cord) (ventral horn cell) Q06.1
- spine Q76.49
- sternum Q76.7
- tarsus — *see* Defect, reduction, lower limb, specified type NEC
- testis Q55.1
- thymic, with immunodeficiency D82.1
- thymus (gland) Q89.2
  - with immunodeficiency D82.1
- thyroid (gland) E03.1
  - cartilage Q31.2

- tibiofibular (congenital) — *see* Defect, reduction, lower limb, specified type NEC
- toe — *see* Defect, reduction, lower limb, specified type NEC
- tongue Q38.3
- Turner's K00.4
- ulna (congenital) — *see* Defect, reduction, upper limb
- umbilical artery Q27.0
- unilateral condylar M27.8
- ureter Q62.8
- uterus, congenital Q51.811
- vagina Q52.4
- vascular NEC peripheral Q27.8
  - brain Q28.3
  - digestive system Q27.8
  - lower limb Q27.8
  - specified site NEC Q27.8
  - upper limb Q27.8
- vein(s) (peripheral) Q27.8
  - brain Q28.3
  - digestive system Q27.8
  - great Q26.8
  - lower limb Q27.8
  - specified site NEC Q27.8
  - upper limb Q27.8
- vena cava (inferior) (superior) Q26.8
- vertebra Q76.49
- vulva, congenital Q52.79
- zonule (ciliary) Q12.8

Hypoplasminogenemia E88.02
Hypopnea, obstructive sleep apnea G47.33
Hypopotassemia E87.6
Hypoproconvertinemia, congenital (hereditary) D68.2
Hypoproteinemia E77.8
Hypoprothrombinemia (congenital) (hereditary) (idiopathic) D68.2
- acquired D68.4
- newborn, transient P61.6

- Hypoptyalism K11.7
- Hypopyon (eye) (anterior chamber) — *see* Iridocyclitis, acute, hypopyon
- Hypopyrexia R68.0
- Hyporeflexia R29.2
- Hyposecretion
  - ACTH E23.0
  - antidiuretic hormone E23.2
  - ovary E28.39
  - salivary gland (any) K11.7
  - vasopressin E23.2
- Hyposegmentation, leukocytic, hereditary D72.0
- Hyposiderinemia D50.9
- Hypospadias Q54.9
  - balanic Q54.0
  - coronal Q54.0
  - glandular Q54.0
  - penile Q54.1
  - penoscrotal Q54.2
  - perineal Q54.3
  - specified NEC Q54.8
- Hypospermatogenesis — *see* Oligospermia
- Hyposplenism D73.0
- Hypostasis pulmonary, passive — *see* Edema, lung
- Hypostatic — *see* condition
- Hyposthenuria N28.89
- Hypotension (arterial) (constitutional) I95.9
  - chronic I95.89
  - due to (of) hemodialysis I95.3
  - drug-induced I95.2
  - iatrogenic I95.89
  - idiopathic (permanent) I95.0
  - intracranial G96.810
    - following
      - lumbar cerebrospinal fluid shunting G97.83
      - specified procedure NEC G97.84
      - ventricular shunting (ventriculostomy) G97.2
    - specified NEC G96.819
    - spontaneous G96.811

- intra-dialytic I95.3
- maternal, syndrome (following labor and delivery) O26.5
- neurogenic, orthostatic G90.3
- orthostatic (chronic) I95.1
  - due to drugs I95.2
  - neurogenic G90.3
- postoperative I95.81
- postural I95.1
- specified NEC I95.89

Hypothermia (accidental) T68
- due to anesthesia, anesthetic T88.51
- low environmental temperature T68
- neonatal P80.9
  - environmental (mild) NEC P80.8
  - mild P80.8
  - severe (chronic) (cold injury syndrome) P80.0
  - specified NEC P80.8
- not associated with low environmental temperature R68.0

Hypothyroidism (acquired) E03.9
- autoimmune — *see* Thyroiditis, autoimmune
- congenital (without goiter) E03.1
  - with goiter (diffuse) E03.0
- due to
  - exogenous substance NEC E03.2
  - iodine-deficiency, acquired E01.8
    - subclinical E02
  - irradiation therapy E89.0
  - medicament NEC E03.2
  - P-aminosalicylic acid (PAS) E03.2
  - phenylbutazone E03.2
  - resorcinol E03.2
  - sulfonamide E03.2
  - surgery E89.0
  - thiourea group drugs E03.2

- iatrogenic NEC E03.2
- iodine-deficiency (acquired) E01.8
  - congenital — *see* Syndrome, iodine- deficiency, congenital
  - subclinical E02
- neonatal, transitory P72.2
- postinfectious E03.3
- postirradiation E89.0
- postprocedural E89.0
- postsurgical E89.0
- specified NEC E03.8
- subclinical, iodine-deficiency related E02

Hypotonia, hypotonicity, hypotony
- bladder N31.2
- congenital (benign) P94.2
- eye — *see* Disorder, globe, hypotony

Hypotrichosis — *see* Alopecia

Hypotropia H50.2 ☑

Hypoventilation R06.89
- congenital central alveolar G47.35
- sleep related
  - idiopathic nonobstructive alveolar G47.34
  - in conditions classified elsewhere G47.36

Hypovitaminosis — *see* Deficiency, vitamin

Hypovolemia E86.1
- surgical shock T81.19 ☑
- traumatic (shock) T79.4 ☑

Hypoxemia R09.02
- newborn P84
- sleep related, in conditions classified elsewhere G47.36

Hypoxia (*see also* Anoxia) R09.02
- cerebral, during a procedure NEC G97.81
  - postprocedural NEC G97.82
- intrauterine P84
- myocardial — *see* Insufficiency, coronary
- newborn P84
- sleep-related G47.34

Hypsarrhythmia — *see* Epilepsy, generalized, specified NEC

Hysteralgia, pregnant uterus O26.89 ☑

Hysteria, hysterical (conversion) (dissociative state) F44.9
- anxiety F41.8
- convulsions F44.5
- psychosis, acute F44.9

Hysteroepilepsy F44.5

- IBDU (colonic inflammatory bowel disease unclassified) K52.3
- ICANS (immune effector cell-associated neurotoxicity syndrome) — *see* Syndrome, immune effector cell-associated neurotoxicity
- Ichthyoparasitism due to Vandellia cirrhosa B88.8
- Ichthyosis (congenital) Q80.9
  - acquired L85.0
  - fetalis Q80.4
  - hystrix Q80.8
  - lamellar Q80.2
  - lingual K13.29
  - palmaris and plantaris Q82.8
  - simplex Q80.0
  - vera Q80.8
  - vulgaris Q80.0
  - X-linked Q80.1
- Ichthyotoxism — *see* Poisoning, fish
  - bacterial — *see* Intoxication, foodborne
- Icteroanemia, hemolytic (acquired) D59.9
  - congenital — *see* Spherocytosis
- Icterus (*see also* Jaundice)
  - conjunctiva R17
  - newborn P59.9
  - gravis, newborn P55.0
  - hematogenous (acquired) D59.9
  - hemolytic (acquired) D59.9
    - congenital — *see* Spherocytosis
  - hemorrhagic (acute) (leptospiral) (spirochetal) A27.0
    - newborn P53
  - infectious B15.9
    - with hepatic coma B15.0
    - leptospiral A27.0
    - spirochetal A27.0
  - neonatorum — *see* Jaundice, newborn
  - spirochetal A27.0
- Ictus solaris, solis T67.01
- Ideation
  - homicidal R45.850
  - suicidal R45.851

- Identity disorder (child) F64.9
  - gender role F64.2
  - psychosexual F64.2
- Id reaction (due to bacteria) L30.2
- Idioglossia F80.0
- Idiopathic — *see* condition
- Idiot, idiocy (congenital) F73
  - amaurotic (Bielschowsky(-Jansky)) (family) (infantile (late)) (juvenile (late)) (Vogt-Spielmeyer) E75.4
  - microcephalic Q02
- IgE asthma J45.909
- IIAC (idiopathic infantile arterial calcification) — *see* Calcification, arterial, generalized, of infancy
- Ileitis (chronic) (noninfectious) (*see also* Enteritis) K52.9
  - backwash — *see* Pancolitis, ulcerative (chronic)
  - infectious A09
  - regional (ulcerative) — *see* Enteritis, regional, small intestine
  - segmental — *see* Enteritis, regional
  - terminal (ulcerative) — *see* Enteritis, regional, small intestine
- Ileocolitis (*see also* Enteritis) K52.9
  - infectious A09
  - regional — *see* Enteritis, regional
  - ulcerative K51.0 ☑
- Ileostomy
  - attention to Z43.2
  - malfunctioning K94.13
  - status (ileal pouch) (Kock pouch) Z93.2
    - with complication — *see* Complications, enterostomy
- Ileotyphus — *see* Typhoid
- Ileum — *see* condition
- Ileus (bowel) (colon) (inhibitory) (intestine) K56.7
  - adynamic K56.0
  - due to gallstone (in intestine) K56.3
  - duodenal (chronic) K31.5
  - gallstone K56.3
  - mechanical NEC (*see also* Obstruction, intestine, specified NEC) K56.699
  - meconium P76.0
    - in cystic fibrosis E84.11
    - meaning meconium plug (without cystic fibrosis) P76.0

- myxedema K59.89
- neurogenic K56.0
  - Hirschsprung's disease or megacolon Q43.1
- newborn
  - due to meconium P76.0
    - in cystic fibrosis E84.11
    - meaning meconium plug (without cystic fibrosis) P76.0
  - transitory P76.1
- obstructive (*see also* Obstruction, intestine, specified NEC) K56.699
- paralytic K56.0
- postoperative K91.89

Iliac — *see* condition

Iliotibial band syndrome M76.3 ☑

Illiteracy Z55.0
- health Z55.6

Illness (*see also* Disease) R69
- Gulf war T75.830 ☑
- manic-depressive — *see* Disorder, bipolar

Imbalance R26.89
- autonomic G90.89
- constituents of food intake E63.1
- electrolyte E87.8
  - with
    - abortion — *see* Abortion by type, complicated by, electrolyte imbalance
    - molar pregnancy O08.5
  - due to hyperemesis gravidarum O21.1
  - following ectopic or molar pregnancy O08.5
  - neonatal, transitory NEC P74.49
    - potassium
      - hyperkalemia P74.31
      - hypokalemia P74.32
    - sodium
      - hypernatremia P74.21
      - hyponatremia P74.22

- endocrine E34.9
- eye muscle NOS H50.9
- hormone E34.9
- hysterical F44.4
- labyrinth — *see* subcategory H83.2 ☑
- posture R29.3
- protein-energy — *see* Malnutrition
- sympathetic G90.89

Imbecile, imbecility (I.Q.35-49) F71
Imbedding, intrauterine device T83.39 ☑
Imbibition, cholesterol (gallbladder) K82.4
Imbrication, teeth, fully erupted M26.30
Imerslund (-Gräsbeck) syndrome D51.1
Immature (*see also* Immaturity)
- birth (less than 37 completed weeks) — *see* Preterm, newborn
  - extremely (less than 28 completed weeks) — *see* Immaturity, extreme
- personality F60.89

Immaturity (less than 37 completed weeks) (*see also* Preterm, newborn)
- extreme of newborn (less than 28 completed weeks of gestation) (less than 196 completed days of gestation) (unspecified weeks of gestation) P07.20
  - gestational age
    - 23 completed weeks (23 weeks, 0 days through 23 weeks, 6 days) P07.22
    - 24 completed weeks (24 weeks, 0 days through 24 weeks, 6 days) P07.23
    - 25 completed weeks (25 weeks, 0 days through 25 weeks, 6 days) P07.24
    - 26 completed weeks (26 weeks, 0 days through 26 weeks, 6 days) P07.25
    - 27 completed weeks (27 weeks, 0 days through 27 weeks, 6 days) P07.26
    - less than 23 completed weeks P07.21
- fetus or infant light-for-dates — *see* Light-for-dates
- lung, newborn P28.0
- organ or site NEC — *see* Hypoplasia
- pulmonary, newborn P28.0
- reaction F60.89
- sexual (female) (male), after puberty E30.0

Immersion T75.1 ☑
- hand T69.01 ☑
- foot T69.02 ☑

Immobile, immobility

- complete, due to severe physical disability or frailty R53.2
- intestine K59.89
- syndrome (paraplegic) M62.3

Immune reconstitution (inflammatory) syndrome [IRIS] D89.3

Immunization (*see also* Vaccination)

- ABO — *see* Incompatibility, ABO
  - in newborn P55.1
- appropriate for age
  - child (over 28 days old) Z00.129
    - with abnormal findings Z00.121
- complication — *see* Complications, vaccination
- encounter for Z23
- not done (not carried out) (*see also* Underimmunization status) Z28.9
  - because (of)
    - acute illness of patient Z28.01
    - allergy to vaccine (or component) Z28.04
    - caregiver refusal Z28.82
    - chronic illness of patient Z28.02
    - contraindication NEC Z28.09
    - delay in delivery of vaccine Z28.83
    - group pressure Z28.1
    - guardian refusal Z28.82
    - immune compromised state of patient Z28.03
    - lack of availability of vaccine Z28.83
    - manufacturer delay of vaccine Z28.83
    - parent refusal Z28.82
    - patient's belief Z28.1
    - patient had disease being vaccinated against Z28.81
    - patient refusal Z28.21
    - religious beliefs of patient Z28.1
    - specified reason NEC Z28.89
      - of patient Z28.29
    - unavailability of vaccine Z28.83
    - unspecified patient reason Z28.20
- partial (*see also* Underimmunization status)
  - for COVID-19 Z28.311
- Rh factor

- affecting management of pregnancy NEC O36.09
  - anti-D antibody O36.01
- from transfusion — *see* Complication(s), transfusion, incompatibility reaction, Rh (factor)

Immunocompromised NOS D84.9

Immunocytoma C83.0

Immunodeficiency D84.9

- with
  - adenosine-deaminase deficiency (*see also* Deficiency, adenosine deaminase) D81.30
  - antibody defects D80.9
    - specified type NEC D80.8
  - hyperimmunoglobulinemia D80.6
  - increased immunoglobulin M (IgM) D80.5
  - major defect D82.9
    - specified type NEC D82.8
  - partial albinism D82.8
  - short-limbed stature D82.2
  - thrombocytopenia and eczema D82.0
- antibody with
  - hyperimmunoglobulinemia D80.6
  - near-normal immunoglobulins D80.6
- autosomal recessive, Swiss type D80.0
- combined D81.9
  - biotin-dependent carboxylase D81.819
    - biotinidase D81.810
    - holocarboxylase synthetase D81.818
    - specified type NEC D81.818
  - severe (SCID) D81.9
    - with
      - low or normal B-cell numbers D81.2
      - low T- and B-cell numbers D81.1
      - reticular dysgenesis D81.0
  - specified type NEC D81.89
- common variable D83.9
  - with
    - abnormalities of B-cell numbers and function D83.0
    - autoantibodies to B- or T-cells D83.2
    - immunoregulatory T-cell disorders D83.1
  - specified type NEC D83.8

- due to
  - conditions classified elsewhere D84.81
  - drugs D84.821
  - external causes D84.822
  - medication (current or past) D84.821
- following hereditary defective response to Epstein-Barr virus (EBV) D82.3
- selective, immunoglobulin
  - A (IgA) D80.2
  - G (IgG_1) (subclasses) D80.3
  - M (IgM) D80.4
- severe combined (SCID) D81.9
  - due to adenosine deaminase deficiency D81.31
- specified type NEC D84.89
- X-linked, with increased IgM D80.5

Immunodeficient NOS D84.9

Immunosuppressed NOS D84.9

Immunotherapy (encounter for)

- antineoplastic Z51.12

Impaction, impacted

- bowel, colon, rectum (*see also* Impaction, fecal) K56.49
  - by gallstone K56.3
- calculus — *see* Calculus
- cerumen (ear) (external) H61.2
- cuspid — *see* Impaction, tooth
- dental (same or adjacent tooth) K01.1
- fecal, feces K56.41
- fracture — *see* Fracture, by site
- gallbladder — *see* Calculus, gallbladder
- gallstone(s) — *see* Calculus, gallbladder
  - bile duct (common) (hepatic) — *see* Calculus, bile duct
  - cystic duct — *see* Calculus, gallbladder
  - in intestine, with obstruction (any part) K56.3
- intestine (calculous) NEC (*see also* Impaction, fecal) K56.49
  - gallstone, with ileus K56.3

- intrauterine device (IUD) T83.39 ☑
- molar — *see* Impaction, tooth
- shoulder, causing obstructed labor O66.0
- tooth, teeth K01.1
- turbinate J34.89

Impaired, impairment (function)
- auditory discrimination — *see* Abnormal, auditory perception
- cognitive, mild, of uncertain or unknown etiology G31.84
- dual sensory Z73.82
- fasting glucose R73.01
- glucose tolerance (oral) R73.02
- hearing — *see* Deafness
- heart — *see* Disease, heart
- kidney N28.9
  - disorder resulting from N25.9
    - specified NEC N25.89
- liver K72.90
  - with coma K72.91
- mastication K08.89
- mild cognitive G31.84
  - of uncertain or unknown etiology G31.84
- mild neurocognitive
  - due to known physiological condition (without behavioral disturbance) F06.70
    - with behavioral disturbance F06.71
- mobility
  - ear ossicles — *see* Ankylosis, ear ossicles
  - requiring care provider Z74.09
- myocardium, myocardial — *see* Insufficiency, myocardial
- rectal sphincter R19.8
- renal (acute) (chronic) N28.9
  - disorder resulting from N25.9
    - specified NEC N25.89
- vision NEC H54.7
  - both eyes H54.3

Impediment, speech (*see also* Disorder, speech) R47.9

- psychogenic (childhood) F98.8
- slurring R47.81
- specified NEC R47.89

Impending
- coronary syndrome I20.0
- delirium tremens F10.239
- myocardial infarction I20.0

Imperception auditory (acquired) (*see also* Deafness)
- congenital H93.25

Imperfect
- aeration, lung (newborn) NEC — *see* Atelectasis
- closure (congenital)
  - alimentary tract NEC Q45.8
    - lower Q43.8
    - upper Q40.8
  - atrioventricular ostium Q21.20
  - atrium (secundum) Q21.11
  - branchial cleft NOS Q18.2
    - cyst Q18.0
    - fistula Q18.0
    - sinus Q18.0
  - choroid Q14.3
  - cricoid cartilage Q31.8
  - cusps, heart valve NEC Q24.8
    - pulmonary Q22.3
  - ductus
    - arteriosus Q25.0
    - Botalli Q25.0
  - ear drum (causing impairment of hearing) Q16.4
  - esophagus with communication to bronchus or trachea Q39.1
  - eyelid Q10.3
  - foramen
    - botalli Q21.12
    - ovale Q21.12
  - genitalia, genital organ(s) or system
    - female Q52.8

- external Q52.79
- internal NEC Q52.8
- male Q55.8

glottis Q31.8
interatrial ostium or septum Q21.19
interauricular ostium or septum Q21.19
interventricular ostium or septum Q21.0
larynx Q31.8
lip — *see* Cleft, lip
nasal septum Q30.3
nose Q30.2
omphalomesenteric duct Q43.0
optic nerve entry Q14.2
organ or site not listed — *see* Anomaly, by site
ostium

- interatrial Q21.19
- interauricular Q21.19
- interventricular Q21.0

palate — *see* Cleft, palate
preauricular sinus Q18.1
retina Q14.1
roof of orbit Q75.8
sclera Q13.5
septum

- aorticopulmonary Q21.4
- atrial (secundum) Q21.19
- between aorta and pulmonary artery Q21.4
- heart Q21.9
- interatrial (secundum) Q21.19
- interauricular (secundum) Q21.19
- interventricular Q21.0
  - in tetralogy of Fallot Q21.3
- nasal Q30.3
- ventricular Q21.0
  - with pulmonary stenosis or atresia, dextraposition of aorta, and hypertrophy of right ventricle Q21.3
  - in tetralogy of Fallot Q21.3

- skull Q75.009
  - with
    - anencephaly Q00.0
    - encephalocele — *see* Encephalocele
    - hydrocephalus Q03.9
      - with spina bifida — *see* Spina bifida, by site, with hydrocephalus
    - microcephaly Q02
  - spine (with meningocele) — *see* Spina bifida
  - trachea Q32.1
  - tympanic membrane (causing impairment of hearing) Q16.4
  - uterus Q51.818
  - vitelline duct Q43.0
- erection — *see* Dysfunction, sexual, male, erectile
- fusion — *see* Imperfect, closure
- inflation, lung (newborn) — *see* Atelectasis
- posture R29.3
- rotation, intestine Q43.3
- septum, ventricular Q21.0

Imperfectly descended testis — *see* Cryptorchid

Imperforate (congenital) (*see also* Atresia)
- anus Q42.3
  - with fistula Q42.2
- cervix (uteri) Q51.828
- esophagus Q39.0
  - with tracheoesophageal fistula Q39.1
- hymen Q52.3
- jejunum Q41.1
- pharynx Q38.8
- rectum Q42.1
  - with fistula Q42.0
- urethra Q64.39
- vagina Q52.4

Impervious (congenital) (*see also* Atresia)
- anus Q42.3
  - with fistula Q42.2

- bile duct Q44.2
- esophagus Q39.0
  - with tracheoesophageal fistula Q39.1
- intestine (small) Q41.9
  - large Q42.9
    - specified NEC Q42.8
- rectum Q42.1
  - with fistula Q42.0
- ureter — *see* Atresia, ureter
- urethra Q64.39

Impetiginization of dermatoses L01.1

Impetigo (any organism) (any site) (circinate) (contagiosa) (simplex) (vulgaris) L01.00

- Bockhart's L01.02
- bullous, bullosa L01.03
- external ear L01.00 *[H62.4 ☑]*
- follicularis L01.02
- furfuracea L30.5
- herpetiformis L40.1
  - nonobstetrical L40.1
- neonatorum L01.03
- nonbullous L01.01
- specified type NEC L01.09
- ulcerative L01.09

Impingement (on teeth)

- joint — *see* Disorder, joint, specified type NEC
- soft tissue
  - anterior M26.81
  - posterior M26.82

Implant, endometrial N80.9

Implantation

- anomalous — *see* Anomaly, by site
  - ureter Q62.63
- cyst

- external area or site (skin) NEC L72.0
- iris — *see* Cyst, iris, implantation
- vagina N89.8
- vulva N90.7
- dermoid (cyst) — *see* Implantation, cyst

Impotence (sexual) N52.9
- counseling Z70.1
- organic origin (*see also* Dysfunction, sexual, male, erectile) N52.9
- psychogenic F52.21

Impression, basilar Q75.8
Imprisonment, anxiety concerning Z65.1
Improper care (child) (newborn) — *see* Maltreatment
Improperly tied umbilical cord (causing hemorrhage) P51.8
Impulsiveness (impulsive) R45.87
Inability to
- comply with dietary regimen Z91.118
- pay for utilities Z59.861
- swallow — *see* Aphagia

Inaccessible, inaccessibility
- health care NEC Z75.3
  - due to
    - waiting period Z75.2
      - for admission to facility elsewhere Z75.1
- other helping agencies Z75.4
- transportation Z59.82

Inactive — *see* condition
Inadequate, inadequacy
- aesthetics of dental restoration K08.56
- biologic, constitutional, functional, or social F60.7
- development
  - child R62.50
  - genitalia
    - after puberty NEC E30.0
    - congenital
      - female Q52.8

- external Q52.79
- internal Q52.8
- male Q55.8
- lungs Q33.6
  - associated with short gestation P28.0
- organ or site not listed — *see* Anomaly, by site

diet (causing nutritional deficiency) E63.9
drinking-water supply Z58.6
eating habits Z72.4
environment, household Z59.11
family support Z63.8
food (supply) NEC Z59.48
- hunger effects T73.0 ☑

functional F60.7
household care, due to
- family member
  - handicapped or ill Z74.2
  - on vacation Z75.5
  - temporarily away from home Z74.2
- technical defects in home Z59.19
- temporary absence from home of person rendering care Z74.2

housing Z59.10
- environmental temperature Z59.11
- heating Z59.11
- space Z59.19
- specified NEC Z59.19
- utilities Z59.12

income (financial) Z59.6
intrafamilial communication Z63.8
material resources due to limited financial resources, specified NEC Z59.87
mental — *see* Disability, intellectual
parental supervision or control of child Z62.0
personality F60.7
pulmonary
- function R06.89
  - newborn P28.5

- ventilation, newborn P28.5
- sample of cytologic smear
  - anus R85.615
  - cervix R87.615
  - vagina R87.625
- social F60.7
  - insurance Z59.71
  - skills NEC Z73.4
  - social support Z60.8
- supervision of child by parent Z62.0
- teaching affecting education Z55.8
- transportation Z59.82
- welfare support Z59.72

Inanition R64
- with edema — *see* Malnutrition, severe
- due to
  - deprivation of food T73.0
  - malnutrition — *see* Malnutrition
- fever R50.9

Inappropriate
- change in quantitative human chorionic gonadotropin (hCG) in early pregnancy O02.81
- diet or eating habits Z72.4
- level of quantitative human chorionic gonadotropin (hCG) for gestational age in early pregnancy O02.81
- secretion
  - antidiuretic hormone (ADH) (excessive) E22.2
    - deficiency E23.2
  - pituitary (posterior) E22.2
- sinus tachycardia, so stated (IST) I47.11

Inattention at or after birth — *see* Neglect

Incarceration, incarcerated
- enterocele K46.0
  - gangrenous K46.1
- epiplocele K46.0
  - gangrenous K46.1
- exomphalos K42.0
  - gangrenous K42.1
- hernia (*see also* Hernia, by site, with obstruction)
  - with gangrene — *see* Hernia, by site, with gangrene

- iris, in wound — *see* Injury, eye, laceration, with prolapse
- lens, in wound — *see* Injury, eye, laceration, with prolapse
- omphalocele K42.0
- prison, anxiety concerning Z65.1
- rupture — *see* Hernia, by site
- sarcoepiplocele K46.0
  - gangrenous K46.1
- sarcoepiplomphalocele K42.0
  - with gangrene K42.1
- uterus N85.8
  - gravid O34.51 ☑
    - causing obstructed labor O65.5

- Incised wound
  - external — *see* Laceration
  - internal organs — *see* Injury, by site
- Incision, incisional
  - hernia K43.2
    - with
      - gangrene (and obstruction) K43.1
      - obstruction K43.0
  - surgical, complication — *see* Complications, surgical procedure
  - traumatic
    - external — *see* Laceration
    - internal organs — *see* Injury, by site
- Inclusion
  - azurophilic leukocytic D72.0
  - blennorrhea (neonatal) (newborn) P39.1
  - gallbladder in liver (congenital) Q44.1
- Incompatibility
  - ABO
    - affecting management of pregnancy O36.11 ☑
      - anti-A sensitization O36.11 ☑
      - anti-B sensitization O36.19 ☑
      - specified NEC O36.19 ☑
    - infusion or transfusion reaction — *see* Complication(s), transfusion, incompatibility reaction, ABO
    - newborn P55.1
  - blood (group) (Duffy) (K) (Kell) (Kidd) (Lewis) (M)(s) NEC
    - affecting management of pregnancy O36.11 ☑

- anti-A sensitization O36.11
- anti-B sensitization O36.19
- infusion or transfusion reaction T80.89
- newborn P55.8
- divorce or estrangement Z63.5
- Rh (blood group) (factor) Z31.82
  - affecting management of pregnancy NEC O36.09
    - anti-D antibody O36.01
  - infusion or transfusion reaction — *see* Complication(s), transfusion, incompatibility reaction, Rh (factor)
  - newborn P55.0
- rhesus — *see* Incompatibility, Rh

Incompetency, incompetent, incompetence
- annular
  - aortic (valve) — *see* Insufficiency, aortic
  - mitral (valve) I34.0
  - pulmonary valve (heart) I37.1
- aortic (valve) — *see* Insufficiency, aortic
- cardiac valve — *see* Endocarditis
- cervix, cervical (os) N88.3
  - in pregnancy O34.3
- chronotropic I45.89
  - with
    - autonomic dysfunction G90.89
    - ischemic heart disease I25.89
    - left ventricular dysfunction I51.89
    - sinus node dysfunction I49.8
- esophagogastric (junction) (sphincter) K22.0
- mitral (valve) — *see* Insufficiency, mitral
- pelvic fundus N81.89
- pubocervical tissue N81.82
- pulmonary valve (heart) I37.1
  - congenital Q22.3
- rectovaginal tissue N81.83
- tricuspid (annular) (valve) — *see* Insufficiency, tricuspid
- valvular — *see* Endocarditis

- congenital Q24.8
- vein, venous (saphenous) (varicose) — *see* Varix, leg
- Incomplete (*see also* condition)
  - atrioventricular
    - canal Q21.21
    - septal defect Q21.21
  - bladder, emptying R33.9
  - defecation R15.0
  - endocardial cushion defect Q21.21
  - expansion lungs (newborn) NEC — *see* Atelectasis
  - rotation, intestine Q43.3
- Inconclusive
  - diagnostic imaging due to excess body fat of patient R93.9
  - findings on diagnostic imaging of breast NEC R92.8
  - mammogram R92.2
- Incontinence R32
  - anal sphincter R15.9
  - coital N39.491
  - feces R15.9
    - nonorganic origin F98.1
  - insensible (urinary) N39.42
  - overflow N39.490
  - postural (urinary) N39.492
  - psychogenic F45.8
  - rectal R15.9
  - reflex N39.498
  - stress (female) (male) N39.3
    - and urge N39.46
  - urethral sphincter R32
  - urge N39.41
    - and stress (female) (male) N39.46
  - urine (urinary) R32

- continuous N39.45
- due to cognitive impairment, or severe physical disability or immobility R39.81
- functional R39.81
- insensible N39.42
- mixed (stress and urge) N39.46
- nocturnal N39.44
- nonorganic origin F98.0
- overflow N39.490
- post dribbling N39.43
- postural N39.492
- reflex N39.498
- specified NEC N39.498
- stress (female) (male) N39.3
  - and urge N39.46
- total N39.498
- unaware N39.42
- urge N39.41
  - and stress (female) (male) N39.46

Incontinentia pigmenti Q82.3

Incoordinate, incoordination
- esophageal-pharyngeal (newborn) — *see* Dysphagia
- muscular R27.8
- uterus (action) (contractions) (complicating delivery) O62.4

Increase, increased
- abnormal, in development R63.8
- androgens (ovarian) E28.1
- anticoagulants (antithrombin) (anti-VIIIa) (anti-IXa) (anti-Xa) (anti-XIa) — *see* Circulating anticoagulants
- cold sense R20.8
- estrogen E28.0
- function
  - adrenal
    - cortex — *see* Cushing's, syndrome
    - medulla E27.5
  - pituitary (gland) (anterior) (lobe) E22.9
    - posterior E22.2

- heat sense R20.8
- intracranial pressure (benign) G93.2
- permeability, capillaries I78.8
- pressure, intracranial G93.2
- secretion
  - gastrin E16.4
  - glucagon E16.3
  - pancreas, endocrine E16.9
    - growth hormone-releasing hormone E16.8
    - pancreatic polypeptide E16.8
    - somatostatin E16.8
    - vasoactive-intestinal polypeptide E16.8
- sphericity, lens Q12.4
- splenic activity D73.1
- venous pressure I87.8
  - portal K76.6

Increta placenta O43.22 ☑

Incrustation, cornea, foreign body (lead)(zinc) — *see* Foreign body, cornea

Incyclophoria H50.54

Incyclotropia — *see* Cyclotropia

Indeterminate sex Q56.4

India rubber skin Q82.8

Indigestion (acid) (bilious) (functional) K30

- catarrhal K31.89
- due to decomposed food NOS A05.9
- nervous F45.8
- psychogenic F45.8

Indirect — *see* condition

Induratio penis plastica N48.6

Induration, indurated

- brain G93.89
- breast (fibrous) N64.51
  - puerperal, postpartum O92.29
- broad ligament N83.8
- chancre

- anus A51.1
- congenital A50.07
- extragenital NEC A51.2
- corpora cavernosa (penis) (plastic) N48.6
- liver (chronic) K76.89
- lung (black) (chronic) (fibroid) (*see also* Fibrosis, lung) J84.10
- essential brown J84.03
- penile (plastic) N48.6
- phlebitic — *see* Phlebitis
- skin R23.4

Inebriety (without dependence) — *see* Alcohol, intoxication
Inefficiency, kidney N28.9
Inelasticity, skin R23.4
Inequality, leg (length) (acquired) (*see also* Deformity, limb, unequal length)
- congenital — *see* Defect, reduction, lower limb
- lower leg — *see* Deformity, limb, unequal length

Inertia
- bladder (neurogenic) N31.2
- stomach K31.89
- psychogenic F45.8
- uterus, uterine during labor O62.2
- during latent phase of labor O62.0
- primary O62.0
- secondary O62.1
- vesical (neurogenic) N31.2

Infancy, infantile, infantilism (*see also* condition)
- celiac K90.0
- genitalia, genitals (after puberty) E30.0
- Herter's (nontropical sprue) K90.0
- intestinal K90.0
- Lorain E23.0
- pancreatic K86.89
- pelvis M95.5
- with disproportion (fetopelvic) O33.1
- causing obstructed labor O65.1

- pituitary E23.0
- renal N25.0
- uterus — *see* Infantile, genitalia

Infant(s) (*see also* Infancy)
- excessive crying R68.11
- irritable child R68.12
- lack of care — *see* Neglect
- liveborn (singleton) Z38.2
  - born in hospital Z38.00
    - by cesarean Z38.01
  - born outside hospital Z38.1
  - multiple NEC Z38.8
    - born in hospital Z38.68
      - by cesarean Z38.69
    - born outside hospital Z38.7
  - quadruplet Z38.8
    - born in hospital Z38.63
      - by cesarean Z38.64
    - born outside hospital Z38.7
  - quintuplet Z38.8
    - born in hospital Z38.65
      - by cesarean Z38.66
    - born outside hospital Z38.7
  - triplet Z38.8
    - born in hospital Z38.61
      - by cesarean Z38.62
    - born outside hospital Z38.7
  - twin Z38.5
    - born in hospital Z38.30
      - by cesarean Z38.31
    - born outside hospital Z38.4
- of diabetic mother (syndrome of) P70.1
  - gestational diabetes P70.0

Infantile (*see also* condition)

- genitalia, genitals E30.0
- os, uterine E30.0
- penis E30.0
- testis E29.1
- uterus E30.0

Infantilism — *see* Infancy

Infarct, infarction
- adrenal (capsule) (gland) E27.49
- appendices epiploicae (*see also* Infarct, intestine) K55.069
- bowel (*see also* Infarct, intestine) K55.069
- brain (stem) — *see* Infarct, cerebral
- breast N64.89
- brewer's (kidney) N28.0
- cardiac — *see* Infarct, myocardium
- cerebellar — *see* Infarct, cerebral
- cerebral (acute) (*see also* Occlusion, artery cerebral or precerebral, with infarction) I63.9
  - aborted I63.9
  - chronic (imaging) (old) (remote) (without sequelae) Z86.73
    - with residual defects — *see* Sequelae, disease, cerebrovascular
  - cortical I63.9
  - due to
    - cerebral venous thrombosis, nonpyogenic I63.6
    - embolism
      - cerebral arteries I63.4 ☑
      - precerebral arteries I63.1 ☑
    - occlusion NEC
      - cerebral arteries I63.5 ☑
      - precerebral arteries I63.2 ☑
      - small artery I63.81
    - stenosis NEC
      - cerebral arteries I63.5 ☑
      - precerebral arteries I63.2 ☑
      - small artery I63.81
    - thrombosis

- cerebral artery I63.3 ☑
- precerebral artery I63.0 ☑
- intraoperative
  - during cardiac surgery I97.810
  - during other surgery I97.811
- neonatal P91.82 ☑
- perinatal (arterial ischemic) P91.82 ☑
- postprocedural
  - following cardiac surgery I97.820
  - following other surgery I97.821
- specified NEC I63.89

colon (acute) (agnogenic) (embolic) (hemorrhagic) (nonocclusive) (nonthrombotic) (occlusive) (segmental) (thrombotic) (with gangrene) (*see also* Infarct, intestine) K55.049
coronary artery — *see* Infarct, myocardium
embolic — *see* Embolism
fallopian tube N83.8
gallbladder K82.8
heart — *see* Infarct, myocardium
hepatic K76.3
hypophysis (anterior lobe) E23.6
impending (myocardium) I20.0
intestine (acute) (agnogenic) (embolic) (hemorrhagic) (nonocclusive) (nonthrombotic) (occlusive) (thrombotic) (with gangrene) K55.069
- diffuse K55.062
- focal K55.061
- large K55.049
  - diffuse K55.042
  - focal K55.041
- small K55.029
  - diffuse K55.022
  - focal K55.021

kidney N28.0
lacunar I63.81
liver K76.3
lung (embolic) (thrombotic) — *see* Embolism, pulmonary
lymph node I89.8
mesentery, mesenteric (embolic) (thrombotic) (with gangrene) (*see also* Infarct, intestine) K55.069
muscle (ischemic) M62.20

- ankle M62.27
- foot M62.27
- forearm M62.23
- hand M62.24
- lower leg M62.26
- pelvic region M62.25
- shoulder region M62.21
- specified site NEC M62.28
- thigh M62.25
- upper arm M62.22

myocardium, myocardial (acute) (with stated duration of 4 weeks or less) I21.9
- with
  - coronary microvascular disease I21.B
  - coronary microvascular dysfunction I21.B
  - nonobstructive coronary arteries [MINOCA] with microvascular disease I21.B
- associated with revascularization procedure I21.A9
- diagnosed on ECG, but presenting no symptoms I25.2
- due to
  - demand ischemia I21.A1
  - ischemic imbalance I21.A1
- healed or old I25.2
- intraoperative (*see also* Infarct, myocardium, associated with revascularization procedure)
  - during cardiac surgery I97.790
  - during other surgery I97.791
- non-Q wave I21.4
- non-ST elevation (NSTEMI) I21.4
  - subsequent I22.2
- nontransmural I21.4
- past (diagnosed on ECG or other investigation, but currently presenting no symptoms) I25.2
- postprocedural (*see also* Infarct, myocardium, associated with revascularization procedure)
  - following cardiac surgery (*see also* Infarct, myocardium, type 4 or type 5) I97.190
  - following other surgery I97.191
- Q wave (*see also*, Infarct, myocardium, ST elevation, by site) I21.3
- secondary to
  - demand ischemia I21.A1
  - ischemic imbalance I21.A1

- ST elevation (STEMI) I21.3
  - anterior (anteroapical) (anterolateral) (anteroseptal) (Q wave) (wall) I21.09
    - subsequent I22.0
  - inferior (diaphragmatic) (inferolateral) (inferoposterior) (wall) NEC I21.19
    - subsequent I22.1
  - inferoposterior transmural (Q wave) I21.11
  - involving
    - coronary artery of anterior wall NEC I21.09
    - coronary artery of inferior wall NEC I21.19
    - diagonal coronary artery I21.02
    - left anterior descending coronary artery I21.02
    - left circumflex coronary artery I21.21
    - left main coronary artery I21.01
    - oblique marginal coronary artery I21.21
    - right coronary artery I21.11
  - lateral (apical-lateral) (basal-lateral) (high) I21.29
    - subsequent I22.8
  - posterior (posterobasal) (posterolateral) (posteroseptal) (true) I21.29
    - subsequent I22.8
  - septal I21.29
    - subsequent I22.8
  - specified NEC I21.29
    - subsequent I22.8
  - subsequent I22.9
- subsequent (recurrent) (reinfarction) I22.9
  - anterior (anteroapical) (anterolateral) (anteroseptal) (wall) I22.0
  - diaphragmatic (wall) I22.1
  - inferior (diaphragmatic) (inferolateral) (inferoposterior) (wall) I22.1
  - lateral (apical-lateral) (basal-lateral) (high) I22.8
  - non-ST elevation (NSTEMI) I22.2
  - posterior (posterobasal) (posterolateral) (posteroseptal) (true) I22.8
  - septal I22.8
  - specified NEC I22.8
  - ST elevation I22.9

- anterior (anteroapical) (anterolateral) (anteroseptal) (wall) I22.0
- inferior (diaphragmatic) (inferolateral) (inferoposterior) (wall) I22.1
- specified NEC I22.8
- subendocardial I22.2
- transmural I22.9
  - anterior (anteroapical) (anterolateral) (anteroseptal) (wall) I22.0
  - diaphragmatic (wall) I22.1
  - inferior (diaphragmatic) (inferolateral) (inferoposterior) (wall) I22.1
  - lateral (apical-lateral) (basal-lateral) (high) I22.8
  - posterior (posterobasal) (posterolateral) (posteroseptal) (true) I22.8
  - specified NEC I22.8
- type 1 (*see also* Infarction, myocardial, subsequent, by site, or by ST elevation or non-ST elevation) I22.9
- type 2 I21.A1
- type 3 I21.A9
- type 4 I21.A9
- type 5 I21.A9

- syphilitic A52.06
- transmural (*see also*, Infarct, myocardium, ST elevation, by site) I21.3
  - anterior (anteroapical) (anterolateral) (anteroseptal) (Q wave) (wall) NEC I21.09
  - inferior (diaphragmatic) (inferolateral) (inferoposterior) (Q wave) (wall) NEC I21.19
  - inferoposterior (Q wave) I21.11
  - lateral (apical-lateral) (basal-lateral) (high) NEC I21.29
  - posterior (posterobasal) (posterolateral) (posteroseptal) (true) NEC I21.29
  - septal NEC I21.29
  - specified NEC I21.29
- type 1 (*see also* Infarction, myocardial, by site, or by ST elevation or non-ST elevation) I21.9
- type 2 I21.A1
- type 3 I21.A9
- type 4 (a) (b) (c) I21.A9
- type 5 I21.A9

- nontransmural I21.4
- omentum (*see also* Infarct, intestine) K55.069
- ovary N83.8
- pancreas K86.89
- papillary muscle — *see* Infarct, myocardium
- parathyroid gland E21.4
- pituitary (gland) E23.6
- placenta O43.81 ☑
- prostate N42.89
- pulmonary (artery) (vein) (hemorrhagic) — *see* Embolism, pulmonary
- renal (embolic) (thrombotic) N28.0
- retina, retinal (artery) — *see* Occlusion, artery, retina
- spinal (cord) (acute) (embolic) (nonembolic) G95.11
- spleen D73.5
  - embolic or thrombotic I74.8
- subendocardial (acute) (nontransmural) I21.4
- suprarenal (capsule) (gland) E27.49
- testis N50.1
- thrombotic (*see also* Thrombosis)
  - artery, arterial — *see* Embolism
- thyroid (gland) E07.89
- ventricle (heart) — *see* Infarct, myocardium

Infecting — *see* condition

Infection, infected, infective (opportunistic) B99.9

- with
  - drug resistant organism — *see* Resistance (to), drug (*see also* specific organism)
  - lymphangitis — *see* Lymphangitis
  - organ dysfunction (acute) R65.20
    - with septic shock R65.21

- abscess (skin) - code by site under Abscess
- Absidia — *see* Mucormycosis
- Acanthamoeba — *see* Acanthamebiasis
- Acanthocheilonema (perstans) (streptocerca) B74.4
- accessory sinus (chronic) — *see* Sinusitis
- achorion — *see* Dermatophytosis
- Acinetobacter baumannii, as cause of disease classified elsewhere B96.83
- Acremonium falciforme B47.0
- acromioclavicular M00.9
- Actinobacillus (actinomycetem-comitans) A28.8
  - mallei A24.0
  - muris A25.1
- Actinomadura B47.1
- Actinomyces (israelii) (*see also* Actinomycosis) A42.9
- Actinomycetales — *see* Actinomycosis
- actinomycotic NOS — *see* Actinomycosis
- adenoid (and tonsil) J03.90
  - chronic J35.02
- adenovirus NEC
  - as cause of disease classified elsewhere B97.0
  - unspecified nature or site B34.0
- aerogenes capsulatus A48.0
- aertrycke — *see* Infection, salmonella
- alimentary canal NOS — *see* Enteritis, infectious
- Allescheria boydii B48.2
- Alternaria B48.8
- alveolus, alveolar (process) K04.7
- Ameba, amebic (histolytica) — *see* Amebiasis
- amniotic fluid, sac or cavity O41.10 ☑
  - chorioamnionitis O41.12 ☑
  - placentitis O41.14 ☑

amputation stump (surgical) — *see* Complication, amputation stump, infection
Ancylostoma (duodenalis) B76.0
Anisakiasis, Anisakis larvae B81.0
anthrax — *see* Anthrax
antrum (chronic) — *see* Sinusitis, maxillary
anus, anal (papillae) (sphincter) K62.89
arbovirus (arbor virus) A94
  specified type NEC A93.8
artificial insemination N98.0
Ascaris lumbricoides — *see* Ascariasis
Ascomycetes B47.0
Aspergillus (flavus) (fumigatus) (terreus) — *see* Aspergillosis
atypical
  acid-fast (bacilli) — *see* Mycobacterium, atypical
  mycobacteria — *see* Mycobacterium, atypical
  virus A81.9
    specified type NEC A81.89
auditory meatus (external) — *see* Otitis, externa, infective
auricle (ear) — *see* Otitis, externa, infective
axillary gland (lymph) L04.2
Bacillus A49.9
  abortus A23.1
  anthracis — *see* Anthrax
  ducreyi (any location) A57
  Flexner's A03.1
  Friedländer's NEC A49.8
  gas (gangrene) A48.0
  mallei A24.0
  melitensis A23.0
  paratyphoid, paratyphosus A01.4
    A A01.1
    B A01.2
    C A01.3
  Shiga (-Kruse) A03.0
  suipestifer — *see* Infection, salmonella
  swimming pool A31.1
  typhosa A01.00
  welchii — *see* Gangrene, gas

- bacterial NOS A49.9
  - as cause of disease classified elsewhere B96.89
    - Acinetobacter baumannii B96.83
    - Bacteroides fragilis [B. fragilis] B96.6
    - Clostridium perfringens [C. perfringens] B96.7
    - Cronobacter (sakazakii) A49.8
    - Enterobacter sakazakii B96.89
    - Enterococcus B95.2
    - Escherichia coli [E. coli] (*see also* Escherichia coli) B96.20
    - Helicobacter pylori [H .pylori] B96.81
    - Hemophilus influenzae [H. influenzae] B96.3
    - Klebsiella pneumoniae [K. pneumoniae] B96.1
    - Mycoplasma pneumoniae [M. pneumoniae] B96.0
    - Proteus (mirabilis) (morganii) B96.4
    - Pseudomonas (aeruginosa) (mallei) (pseudomallei) B96.5
    - Staphylococcus B95.8
      - aureus (methicillin susceptible) (MSSA) B95.61
        - methicillin resistant (MRSA) B95.62
      - specified NEC B95.7
    - Streptococcus B95.5
      - group A B95.0
      - group B B95.1
      - pneumoniae B95.3
      - specified NEC B95.4
    - Vibrio vulnificus B96.82
  - specified NEC A48.8
- Bacterium
  - paratyphosum A01.4
    - A A01.1
    - B A01.2
    - C A01.3
  - typhosum A01.00
- Bacteroides NEC A49.8
  - fragilis, as cause of disease classified elsewhere B96.6

- Balantidium coli A07.0
- Bartholin's gland N75.8
- Basidiobolus B46.8
- bile duct (common) (hepatic) — *see* Cholangitis
- bladder — *see* Cystitis
- Blastomyces, blastomycotic (*see also* Blastomycosis)
  - brasiliensis — *see* Paracoccidioidomycosis
  - dermatitidis — *see* Blastomycosis
  - European — *see* Cryptococcosis
  - Loboi B48.0
  - North American B40.9
  - South American — *see* Paracoccidioidomycosis
- bleb, postprocedure — *see* Blebitis
- bone — *see* Osteomyelitis
- Bordetella — *see* Whooping cough
- Borrelia bergdorfi A69.20
- brain (*see also* Encephalitis) G04.90
  - membranes — *see* Meningitis
  - septic G06.0
    - meninges — *see* Meningitis, bacterial
- branchial cyst Q18.0
- breast — *see* Mastitis
- bronchus — *see* Bronchitis
- Brucella A23.9
  - abortus A23.1
  - canis A23.3
  - melitensis A23.0
  - mixed A23.8
  - specified NEC A23.8
  - suis A23.2
- Brugia (malayi) B74.1
  - timori B74.2
- bursa — *see* Bursitis, infective
- buttocks (skin) L08.9
- Campylobacter, intestinal A04.5
  - as cause of disease classified elsewhere B96.81

- Candida (albicans) (tropicalis) — *see* Candidiasis
- candiru B88.8
- Capillaria (intestinal) B81.1
  - hepatica B83.8
  - philippinensis B81.1
- cartilage — *see* Disorder, cartilage, specified type NEC
- catheter-related bloodstream (CRBSI) T80.211 ☑
- cat liver fluke B66.0
- cellulitis - code by site under Cellulitis
- central line-associated T80.219 ☑
  - bloodstream (CLABSI) T80.211 ☑
  - specified NEC T80.218 ☑
- Cephalosporium falciforme B47.0
- cerebrospinal — *see* Meningitis
- cervical gland (lymph) L04.0
- cervix — *see* Cervicitis
- cesarean delivery wound (puerperal) O86.00
- cestodes — *see* Infestation, cestodes
- chest J22
- Chilomastix (intestinal) A07.8
- Chlamydia, chlamydial A74.9
  - anus A56.3
  - genitourinary tract A56.2
    - lower A56.00
    - specified NEC A56.19
  - lymphogranuloma A55
  - pharynx A56.4
  - psittaci A70
  - rectum A56.3
  - sexually transmitted NEC A56.8
- cholera — *see* Cholera
- Cladosporium

- bantianum (brain abscess) B43.1
- carrionii B43.0
- castellanii B36.1
- trichoides (brain abscess) B43.1
- werneckii B36.1

Clonorchis (sinensis) (liver) B66.1

Clostridioides
- difficile
  - as cause of disease classified elsewhere B96.89
  - foodborne (disease)
    - not specified as recurrent A04.72
    - recurrent A04.71
  - gas gangrene A48.0
  - necrotizing enterocolitis
    - not specified as recurrent A04.72
    - recurrent A04.71
  - sepsis A41.4

Clostridium NEC
- bifermentans A48.0
- botulinum (food poisoning) A05.1
  - infant A48.51
  - wound A48.52
- difficile
  - as cause of disease classified elsewhere B96.89
  - foodborne (disease)
    - not specified as recurrent A04.72
    - recurrent A04.71
  - gas gangrene A48.0
  - necrotizing enterocolitis
    - not specified as recurrent A04.72
    - recurrent A04.71
  - sepsis A41.4

- gas-forming NEC A48.0
- histolyticum A48.0
- novyi, causing gas gangrene A48.0
- oedematiens A48.0
- perfringens
  - as cause of disease classified elsewhere B96.7
  - due to food A05.2
  - foodborne (disease) A05.2
  - gas gangrene A48.0
  - sepsis A41.4
- septicum, causing gas gangrene A48.0
- sordellii, causing gas gangrene A48.0
- welchii
  - as cause of disease classified elsewhere B96.7
  - foodborne (disease) A05.2
  - gas gangrene A48.0
  - necrotizing enteritis A05.2
  - sepsis A41.4

Coccidioides (immitis) — *see* Coccidioidomycosis
colon — *see* Enteritis, infectious
colostomy K94.02
common duct — *see* Cholangitis
congenital P39.9
- Candida (albicans) P37.5
- cytomegalovirus P35.1
- hepatitis, viral P35.3
- herpes simplex P35.2
- infectious or parasitic disease P37.9
  - specified NEC P37.8
- listeriosis (disseminated) P37.2
- malaria NEC P37.4
  - falciparum P37.3

- Plasmodium falciparum P37.3
- poliomyelitis P35.8
- rubella P35.0
- skin P39.4
- toxoplasmosis (acute) (subacute) (chronic) P37.1
- tuberculosis P37.0
- urinary (tract) P39.3
- vaccinia P35.8
- virus P35.9
  - specified type NEC P35.8

Conidiobolus B46.8
coronavirus-2019 U07.1
coronavirus NEC B34.2
- as cause of disease classified elsewhere B97.29
- severe acute respiratory syndrome (SARS associated) B97.21

corpus luteum — *see* Salpingo-oophoritis
Corynebacterium diphtheriae — *see* Diphtheria
cotia virus B08.8
COVID-19 (*see also* COVID-19) U07.1
Coxiella burnetii A78
coxsackie — *see* Coxsackie
Cronobacter (sakazakii) A49.8
- as cause of disease classified elsewhere B96.89
- generalized A41.59

Cryptococcus neoformans — *see* Cryptococcosis
Cryptosporidium A07.2
Cunninghamella — *see* Mucormycosis
cyst — *see* Cyst
cystic duct (*see also* Cholecystitis) K81.9
Cysticercus cellulosae — *see* Cysticercosis
cytomegalovirus, cytomegaloviral B25.9
- congenital P35.1
- maternal, maternal care for (suspected) damage to fetus O35.3 ☑
- mononucleosis B27.10
  - with

- complication NEC B27.19
- meningitis B27.12
- polyneuropathy B27.11

delta-agent (acute), in hepatitis B carrier B17.0
dental (pulpal origin) K04.7
Deuteromycetes B47.0
Dicrocoelium dendriticum B66.2
Dipetalonema (perstans) (streptocerca) B74.4
diphtherial — *see* Diphtheria
Diphyllobothrium (adult) (latum) (pacificum) B70.0
- larval B70.1

Diplogonoporus (grandis) B71.8
Dipylidium caninum B67.4
Dirofilaria B74.8
Dracunculus medinensis B72
Drechslera (hawaiiensis) B43.8
ducreyi Haemophilus (any location) A57
due to or resulting from
- artificial insemination N98.0
- Babesia
  - divergens (-like) strain B60.03
  - duncani (-type) species B60.02
  - microti B60.01
  - species
    - specified NEC B60.09
- central venous catheter T80.219 ☑
  - bloodstream T80.211 ☑
  - exit or insertion site T80.212 ☑
  - localized T80.212 ☑
  - port or reservoir T80.212 ☑
  - specified NEC T80.218 ☑
  - tunnel T80.212 ☑
- device, implant or graft (*see also* Complications, by site and type, infection or inflammation) T85.79 ☑
  - arterial graft NEC T82.7 ☑
  - breast (implant) T85.79 ☑
  - catheter NEC T85.79 ☑
    - dialysis (renal) T82.7 ☑

- central line T80.211
- intraperitoneal T85.71
- infusion NEC T82.7
  - cranial T85.735
  - intrathecal T85.735
  - spinal (epidural) (subdural) T85.735
  - subarachnoid T85.735
- urinary T83.518
  - cystostomy T83.510
  - Hopkins T83.518
  - ileostomy T83.518
  - nephrostomy T83.512
  - specified NEC T83.518
  - urethral indwelling T83.511
  - urostomy T83.518
- electronic (electrode) (pulse generator) (stimulator)
  - bone T84.7
  - cardiac T82.7
  - nervous system T85.738
    - brain T85.731
    - cranial nerve T85.732
    - gastric nerve T85.732
    - generator pocket T85.734
    - neurostimulator generator T85.734
    - peripheral nerve T85.732
    - sacral nerve T85.732
    - spinal cord T85.733
    - vagal nerve T85.732
  - urinary T83.590
- fixation, internal (orthopedic) NEC — *see* Complication, fixation device, infection
- gastrointestinal (bile duct) (esophagus) T85.79
  - neurostimulator electrode (lead) T85.732
- genital NEC T83.69
- heart NEC T82.7
  - valve (prosthesis) T82.6

- graft T82.7
- joint prosthesis — *see* Complication, joint prosthesis, infection
- ocular (corneal graft) (orbital implant) NEC T85.79
- orthopedic NEC T84.7
- penile (cylinder) (pump) (reservoir) T83.61
- specified NEC T85.79
- testicular T83.62
- urinary NEC T83.598
  - ileal conduit stent T83.593
  - implanted neurostimulation T83.590
  - implanted sphincter T83.591
  - indwelling ureteral stent T83.592
  - nephroureteral stent T83.593
  - specified stent NEC T83.593
- vascular NEC T82.7
- ventricular intracranial (communicating) shunt T85.730

Hickman catheter T80.219
- bloodstream T80.211
- localized T80.212
- specified NEC T80.218

immunization or vaccination T88.0

infusion, injection or transfusion NEC T80.29
- acute T80.22

injury NEC - code by site under Wound, open

peripherally inserted central catheter (PICC) T80.219
- bloodstream T80.211
- localized T80.212
- specified NEC T80.218

portacath (port-a-cath) T80.219
- bloodstream T80.211
- localized T80.212
- specified NEC T80.218

- protozoa of the order Piroplasmida NEC B60.09
- pulmonary artery catheter — *see* Infection, due to or resulting from, central venous catheter
- surgery T81.40 ☑
- Swan Ganz catheter — *see* Infection, due to or resulting from, central venous catheter
- triple lumen catheter T80.219 ☑
  - bloodstream T80.211 ☑
  - localized T80.212 ☑
  - specified NEC T80.218 ☑
- umbilical venous catheter T80.219 ☑
  - bloodstream T80.211 ☑
  - localized T80.212 ☑
  - specified NEC T80.218 ☑
- during labor NEC O75.3
- ear (middle) (*see also* Otitis media)
  - external — *see* Otitis, externa, infective
  - inner — *see* subcategory H83.0 ☑
- Eberthella typhosa A01.00
- Echinococcus — *see* Echinococcus
- echovirus
  - as cause of disease classified elsewhere B97.12
  - unspecified nature or site B34.1
- endocardium I33.0
- endocervix — *see* Cervicitis
- Entamoeba — *see* Amebiasis
- enteric — *see* Enteritis, infectious
- Enterobacter sakazakii B96.89
- Enterobius vermicularis B80
- enterostomy K94.12
- enterovirus B34.1
  - as cause of disease classified elsewhere B97.10
    - coxsackievirus B97.11
    - echovirus B97.12
    - specified NEC B97.19

- Entomophthora B46.8
- Epidermophyton — *see* Dermatophytosis
- epididymis — *see* Epididymitis
- episiotomy (puerperal) O86.09
- Erysipelothrix (insidiosa) (rhusiopathiae) — *see* Erysipeloid
- erythema infectiosum B08.3
- Escherichia (E.) coli NEC A49.8
  - as cause of disease classified elsewhere (*see also* Escherichia coli) B96.20
  - congenital P39.8
    - sepsis P36.4
  - generalized A41.51
  - intestinal — *see* Enteritis, infectious, due to, Escherichia coli
- ethmoidal (chronic) (sinus) — *see* Sinusitis, ethmoidal
- eustachian tube (ear) — *see* Salpingitis, eustachian
- external auditory canal (meatus) NEC — *see* Otitis, externa, infective
- eye (purulent) — *see* Endophthalmitis, purulent
- eyelid — *see* Inflammation, eyelid
- fallopian tube — *see* Salpingo-oophoritis
- Fasciola (gigantica) (hepatica) (indica) B66.3
- Fasciolopsis (buski) B66.5
- filarial — *see* Infestation, filarial
- finger (skin) L08.9
  - nail L03.01 ☑
    - fungus B35.1
- fish tapeworm B70.0
  - larval B70.1
- flagellate, intestinal A07.9
- fluke — *see* Infestation, fluke
- focal
  - teeth (pulpal origin) K04.7
  - tonsils J35.01
- Fonsecaea (compactum) (pedrosoi) B43.0
- food — *see* Intoxication, foodborne
- foot (skin) L08.9
  - dermatophytic fungus B35.3

- Francisella tularensis — *see* Tularemia
- frontal (sinus) (chronic) — *see* Sinusitis, frontal
- fungus NOS B49
  - beard B35.0
  - dermatophytic — *see* Dermatophytosis
  - foot B35.3
  - groin B35.6
  - hand B35.2
  - nail B35.1
  - pathogenic to compromised host only B48.8
  - perianal (area) B35.6
  - scalp B35.0
  - skin B36.9
    - foot B35.3
    - hand B35.2
    - toenails B35.1
- Fusarium B48.8
- gallbladder — *see* Cholecystitis
- gas bacillus — *see* Gangrene, gas
- gastrointestinal — *see* Enteritis, infectious
- generalized NEC — *see* Sepsis
- generator pocket, implanted electronic neurostimulator T85.734 ☑
- genital organ or tract
  - female — *see* Disease, pelvis, inflammatory
  - male N49.9
    - multiple sites N49.8
    - specified NEC N49.8
- Ghon tubercle, primary A15.7
- Giardia lamblia A07.1
- gingiva (chronic) K05.10
  - acute K05.00
    - nonplaque induced K05.01
    - plaque induced K05.00
  - nonplaque induced K05.11
  - plaque induced K05.10

- glanders A24.0
- glenosporopsis B48.0
- Gnathostoma (spinigerum) B83.1
- Gongylonema B83.8
- gonococcal — *see* Gonococcus
- gram-negative bacilli NOS A49.9
- guinea worm B72
- gum (chronic) K05.10
  - acute K05.00
    - nonplaque induced K05.01
    - plaque induced K05.00
  - nonplaque induced K05.11
  - plaque induced K05.10
- Haemophilus — *see* Infection, Hemophilus
- heart — *see* Carditis
- Helicobacter pylori A04.8
  - as cause of disease classified elsewhere B96.81
- helminths B83.9
  - intestinal B82.0
    - mixed (types classifiable to more than one of the titles B65.0-B81.3 and B81.8) B81.4
    - specified type NEC B81.8
  - specified type NEC B83.8
- Hemophilus
  - aegyptius, systemic A48.4
  - ducreyi (any location) A57
  - influenzae NEC A49.2
    - as cause of disease classified elsewhere B96.3
  - generalized A41.3
- herpes (simplex) (*see also* Herpes)
  - congenital P35.2
  - disseminated B00.7
  - zoster B02.9
- herpesvirus, herpesviral — *see* Herpes
- hip (joint) NEC M00.9
  - due to internal joint prosthesis

- left T84.52 ☑
- right T84.51 ☑
- skin NEC L08.9

Heterophyes (heterophyes) B66.8
Histoplasma — *see* Histoplasmosis
- American B39.4
- capsulatum B39.4

hookworm B76.9
human
- papilloma virus A63.0
- T-cell lymphotropic virus type-1 (HTLV-1) B33.3

hydrocele N43.0
Hymenolepis B71.0
hypopharynx — *see* Pharyngitis
inguinal (lymph) glands L04.1
- due to soft chancre A57

intervertebral disc, pyogenic M46.30
- cervical region M46.32
- cervicothoracic region M46.33
- lumbar region M46.36
- lumbosacral region M46.37
- multiple sites M46.39
- occipito-atlanto-axial region M46.31
- sacrococcygeal region M46.38
- thoracic region M46.34
- thoracolumbar region M46.35

intestine, intestinal — *see* Enteritis, infectious
- specified NEC A08.8

intra-amniotic affecting newborn NEC P39.2
intrauterine inflammation O41.12 ☑
Isospora belli or hominis A07.3
Japanese B encephalitis A83.0
jaw (bone) (lower) (upper) M27.2
joint NEC M00.9
- due to internal joint prosthesis T84.50 ☑

kidney (cortex) (hematogenous) N15.9

- with calculus N20.0
  - with hydronephrosis N13.6
- following ectopic gestation O08.83
- pelvis and ureter (cystic) N28.85
- puerperal (postpartum) O86.21
- specified NEC N15.8

Klebsiella (K.) pneumoniae NEC A49.8
- as cause of disease classified elsewhere B96.1

knee (joint) NEC M00.9
- joint M00.9
- due to internal joint prosthesis
  - left T84.54 ☑
  - right T84.53 ☑
- skin L08.9

Koch's — *see* Tuberculosis

labia (majora) (minora) (acute) — *see* Vulvitis

lacrimal
- gland — *see* Dacryoadenitis
- passages (duct) (sac) — *see* Inflammation, lacrimal, passages

lancet fluke B66.2

larynx NEC J38.7

leg (skin) NOS L08.9

Legionella pneumophila A48.1
- nonpneumonic A48.2

Leishmania (*see also* Leishmaniasis)
- aethiopica B55.1
- braziliensis B55.2
- chagasi B55.0
- donovani B55.0
- infantum B55.0
- major B55.1
- mexicana B55.1
- tropica B55.1

lentivirus, as cause of disease classified elsewhere B97.31

Leptosphaeria senegalensis B47.0

Leptospira interrogans A27.9

- autumnalis A27.89
- canicola A27.89
- hebdomadis A27.89
- icterohaemorrhagiae A27.0
- pomona A27.89
- specified type NEC A27.89

leptospirochetal NEC — *see* Leptospirosis
Listeria monocytogenes (*see also* Listeriosis)
- congenital P37.2

Loa loa B74.3
- with conjunctival infestation B74.3
- eyelid B74.3

Loboa loboi B48.0
local, skin (staphylococcal) (streptococcal) L08.9
- abscess - code by site under Abscess
- cellulitis - code by site under Cellulitis
- specified NEC L08.89
- ulcer — *see* Ulcer, skin

Loefflerella mallei A24.0
lung (*see also* Pneumonia) J18.9
- atypical Mycobacterium A31.0
- spirochetal A69.8
- tuberculous — *see* Tuberculosis, pulmonary
- virus — *see* Pneumonia, viral

lymph gland (*see also* Lymphadenitis, acute)
- mesenteric I88.0

lymphoid tissue, base of tongue or posterior pharynx, NEC (chronic) J35.03
Madurella (grisea) (mycetomii) B47.0
major
- following ectopic or molar pregnancy O08.0
- puerperal, postpartum, childbirth O85

Malassezia furfur B36.0
Malleomyces
- mallei A24.0
- pseudomallei (whitmori) — *see* Melioidosis

- mammary gland N61.0
- Mansonella (ozzardi) (perstans) (streptocerca) B74.4
- mastoid — *see* Mastoiditis
- maxilla, maxillary M27.2
  - sinus (chronic) — *see* Sinusitis, maxillary
- mediastinum J98.51
- Medina (worm) B72
- meibomian cyst or gland — *see* Hordeolum
- meninges — *see* Meningitis, bacterial
- meningococcal (*see also* condition) A39.9
  - adrenals A39.1
  - brain A39.81
  - cerebrospinal A39.0
  - conjunctiva A39.89
  - endocardium A39.51
  - heart A39.50
    - endocardium A39.51
    - myocardium A39.52
    - pericardium A39.53
  - joint A39.83
  - meninges A39.0
  - meningococcemia A39.4
    - acute A39.2
    - chronic A39.3
  - myocardium A39.52
  - pericardium A39.53
  - retrobulbar neuritis A39.82
  - specified site NEC A39.89
- mesenteric lymph nodes or glands NEC I88.0
- Metagonimus B66.8
- metatarsophalangeal M00.9
- methicillin
  - resistant Staphylococcus aureus (MRSA) A49.02
  - susceptible Staphylococcus aureus (MSSA) A49.01

- Microsporum, microsporic — *see* Dermatophytosis
- mixed flora (bacterial) NEC A49.8
- Monilia — *see* Candidiasis
- Monosporium apiospermum B48.2
- mouth, parasitic B37.0
- Mucor — *see* Mucormycosis
- muscle NEC — *see* Myositis, infective
- mycelium NOS B49
- mycetoma B47.9
  - actinomycotic NEC B47.1
  - mycotic NEC B47.0
- Mycobacterium, mycobacterial — *see* Mycobacterium
- Mycoplasma NEC A49.3
  - pneumoniae, as cause of disease classified elsewhere B96.0
- mycotic NOS B49
  - pathogenic to compromised host only B48.8
  - skin NOS B36.9
- myocardium NEC I40.0
- nail (chronic)
  - with lymphangitis — *see* Lymphangitis, acute, digit
  - finger L03.01 ☑
    - fungus B35.1
  - ingrowing L60.0
  - toe L03.03 ☑
    - fungus B35.1
- nasal sinus (chronic) — *see* Sinusitis
- nasopharynx — *see* Nasopharyngitis
- navel L08.82
- Necator americanus B76.1
- Neisseria — *see* Gonococcus
- Neotestudina rosatii B47.0
- newborn P39.9
  - intra-amniotic NEC P39.2
  - skin P39.4
  - specified type NEC P39.8
- nipple N61.0

- associated with
  - lactation O91.03
  - pregnancy O91.01
  - puerperium O91.02
- Nocardia — *see* Nocardiosis
- obstetrical surgical wound (puerperal) O86.00
  - incisional site
    - deep O86.02
    - superficial O86.01
  - organ and space site O86.03
  - surgical site specified NEC O86.09
- Oesophagostomum (apiostomum) B81.8
- Oestrus ovis — *see* Myiasis
- Oidium albicans B37.9
- Onchocerca (volvulus) — *see* Onchocerciasis
- oncovirus, as cause of disease classified elsewhere B97.32
- operation wound T81.49
- Opisthorchis (felineus) (viverrini) B66.0
- orbit, orbital — *see* Inflammation, orbit
- orthopoxvirus NEC B08.09
- ovary — *see* Salpingo-oophoritis
- Oxyuris vermicularis B80
- pancreas (acute) — *see* Pancreatitis, acute
  - abscess — *see* Pancreatitis, acute
  - specified NEC (*see also* Pancreatitis, acute) K85.80
- papillomavirus, as cause of disease classified elsewhere B97.7
- papovavirus NEC B34.4
- Paracoccidioides brasiliensis — *see* Paracoccidioidomycosis
- Paragonimus (westermani) B66.4
- parainfluenza virus B34.8
- parameningococcus NOS A39.9
- parapoxvirus B08.60
  - specified NEC B08.69
- parasitic B89
- Parastrongylus

- cantonensis B83.2
- costaricensis B81.3
- paratyphoid A01.4
  - Type A A01.1
  - Type B A01.2
  - Type C A01.3
- paraurethral ducts N34.2
- parotid gland — *see* Sialoadenitis
- parvovirus NEC B34.3
  - as cause of disease classified elsewhere B97.6
- Pasteurella NEC A28.0
  - multocida A28.0
  - pestis — *see* Plague
  - pseudotuberculosis A28.0
  - septica (cat bite) (dog bite) A28.0
  - tularensis — *see* Tularemia
- pelvic, female — *see* Disease, pelvis, inflammatory
- Penicillium (marneffei) B48.4
- penis (glans) (retention) NEC N48.29
- periapical K04.5
- peridental, periodontal K05.20
  - generalized — *see* Periodontitis, aggressive, generalized
  - localized — *see* Periodontitis, aggressive, localized
- perinatal period P39.9
  - specified type NEC P39.8
- perineal repair (puerperal) O86.09
- periorbital — *see* Inflammation, orbit
- perirectal K62.89
- perirenal — *see* Infection, kidney
- peritoneal — *see* Peritonitis
- periureteral N28.89
- Petriellidium boydii B48.2
- pharynx (*see also* Pharyngitis)
  - coxsackievirus B08.5
  - posterior, lymphoid (chronic) J35.03
- Phialophora

- gougerotii (subcutaneous abscess or cyst) B43.2
- jeanselmei (subcutaneous abscess or cyst) B43.2
- verrucosa (skin) B43.0

Piedraia hortae B36.3

pinta A67.9
- intermediate A67.1
- late A67.2
- mixed A67.3
- primary A67.0

pinworm B80

pityrosporum furfur B36.0

pleuro-pneumonia-like organism (PPLO) NEC A49.3
- as cause of disease classified elsewhere B96.0

pneumococcus, pneumococcal NEC A49.1
- as cause of disease classified elsewhere B95.3
- generalized (purulent) A40.3
  - with pneumonia J13

Pneumocystis carinii (pneumonia) B59

Pneumocystis jirovecii (pneumonia) B59

port or reservoir T80.212 ☑

postoperative T81.40 ☑

postoperative wound T81.49 ☑
- surgical site
  - deep incisional T81.42 ☑
  - organ and space T81.43 ☑
  - specified NEC T81.49 ☑
  - superficial incisional T81.41 ☑

postprocedural T81.40 ☑

postvaccinal T88.0 ☑

prepuce NEC N47.7
- with penile inflammation N47.6

prion — *see* Disease, prion, central nervous system

prostate (capsule) — *see* Prostatitis

Proteus (mirabilis) (morganii) (vulgaris) NEC A49.8
- as cause of disease classified elsewhere B96.4

protozoal NEC B64

- intestinal A07.9
  - specified NEC A07.8
- specified NEC B60.8

Pseudoallescheria boydii B48.2
Pseudomonas NEC A49.8
- as cause of disease classified elsewhere B96.5
- generalized A41.52
- mallei A24.0
- pneumonia J15.1
- pseudomallei — *see* Melioidosis

puerperal O86.4
- genitourinary tract NEC O86.89
- major or generalized O85
- minor O86.4
- specified NEC O86.89

pulmonary — *see* Infection, lung
purulent — *see* Abscess
Pyrenochaeta romeroi B47.0
Q fever A78
rectum (sphincter) K62.89
renal (*see also* Infection, kidney)
- pelvis and ureter (cystic) N28.85

reovirus, as cause of disease classified elsewhere B97.5
respiratory (tract) NEC J98.8
- acute J22
- chronic J98.8
- influenzal (upper) (acute) — *see* Influenza, with, respiratory manifestations NEC
- lower (acute) J22
  - chronic — *see* Bronchitis, chronic
- rhinovirus J00
- syncytial virus (RSV) — *see* Infection, virus, respiratory syncytial (RSV)
- upper (acute) NOS J06.9
  - chronic J39.8
  - streptococcal J06.9
  - viral NOS J06.9
    - due to respiratory syncytial virus (RSV) J06.9 *[B97.4]*

resulting from
- presence of internal prosthesis, implant, graft — *see* Complications, by site and type, infection

- retortamoniasis A07.8
- retroperitoneal NEC K68.9
- retrovirus B33.3
  - as cause of disease classified elsewhere B97.30
    - human
      - immunodeficiency, type 2 (HIV 2) B97.35
      - T-cell lymphotropic
        - type I (HTLV-I) B97.33
        - type II (HTLV-II) B97.34
    - lentivirus B97.31
    - oncovirus B97.32
    - specified NEC B97.39
- Rhinosporidium (seeberi) B48.1
- rhinovirus
  - as cause of disease classified elsewhere B97.89
  - unspecified nature or site B34.8
- Rhizopus — *see* Mucormycosis
- rickettsial NOS A79.9
- roundworm (large) NEC B82.0
  - Ascariasis (*see also* Ascariasis) B77.9
- rubella — *see* Rubella
- Saccharomyces — *see* Candidiasis
- salivary duct or gland (any) — *see* Sialoadenitis
- Salmonella (aertrycke) (arizonae) (cholerae-suis) (enteritidis) (gallinarum) (suipestifer) (typhimurium) A02.9
  - with
    - (gastro) enteritis A02.0
    - sepsis A02.1
    - specified manifestation NEC A02.8
  - due to food (poisoning) A02.9
  - hirschfeldii A01.3
  - localized A02.20
    - arthritis A02.23
    - meningitis A02.21
    - osteomyelitis A02.24
    - pneumonia A02.22
    - pyelonephritis A02.25
    - specified NEC A02.29
  - paratyphi A01.4

- A A01.1
- B A01.2
- C A01.3
- schottmuelleri A01.2
- typhi, typhosa — *see* Typhoid

Sarcocystis A07.8
SARS-CoV-2 — *see* Infection, COVID-19
scabies B86
Schistosoma — *see* Infestation, Schistosoma
scrotum (acute) NEC N49.2
seminal vesicle — *see* Vesiculitis
septic
- localized, skin — *see* Abscess

Serratia NEC A49.8
- as cause of disease classified elsewhere B96.89
- generalized A41.53

sheep liver fluke B66.3
Shigella A03.9
- boydii A03.2
- dysenteriae A03.0
- flexneri A03.1
- group
  - A A03.0
  - B A03.1
  - C A03.2
  - D A03.3
- Schmitz (-Stutzer) A03.0
- schmitzii A03.0
- shigae A03.0
- sonnei A03.3
- specified NEC A03.8

shoulder (joint) NEC M00.9
- due to internal joint prosthesis T84.59 ☑
- skin NEC L08.9

sinus (accessory) (chronic) (nasal) (*see also* Sinusitis)

- pilonidal — *see* Sinus, pilonidal
- skin NEC L08.89

Skene's duct or gland — *see* Urethritis

skin (local) (staphylococcal) (streptococcal) L08.9
- abscess - code by site under Abscess
- cellulitis - code by site under Cellulitis
- due to fungus B36.9
  - specified type NEC B36.8
- mycotic B36.9
  - specified type NEC B36.8
- newborn P39.4
- ulcer — *see* Ulcer, skin

slow virus A81.9
- specified NEC A81.89

Sparganum (mansoni) (proliferum) (baxteri) B70.1

specific (*see also* Syphilis)
- to perinatal period — *see* Infection, congenital

specified NEC B99.8

spermatic cord NEC N49.1

sphenoidal (sinus) — *see* Sinusitis, sphenoidal

spinal cord NOS (*see also* Myelitis) G04.91
- abscess G06.1
- meninges — *see* Meningitis
- streptococcal G04.89

Spirillum A25.0

spirochetal NOS A69.9
- lung A69.8
- specified NEC A69.8

Spirometra larvae B70.1

spleen D73.89

Sporotrichum, Sporothrix (schenckii) — *see* Sporotrichosis

staphylococcal, unspecified site
- aureus (methicillin susceptible) (MSSA) A49.01
  - methicillin resistant (MRSA) A49.02
- as cause of disease classified elsewhere B95.8
  - aureus (methicillin susceptible) (MSSA) B95.61

- methicillin resistant (MRSA) B95.62
- specified NEC B95.7
- food poisoning A05.0
- generalized (purulent) A41.2
- pneumonia — *see* Pneumonia, staphylococcal

Stellantchasmus falcatus B66.8
streptobacillus moniliformis A25.1
streptococcal NEC A49.1
- as cause of disease classified elsewhere B95.5
- B genitourinary complicating
  - childbirth O98.82
  - pregnancy O98.81 ☑
  - puerperium O98.83
- congenital
  - sepsis P36.10
    - group B P36.0
    - specified NEC P36.19
- generalized (purulent) A40.9

Streptomyces B47.1
Strongyloides (stercoralis) — *see* Strongyloidiasis
stump (amputation) (surgical) — *see* Complication, amputation stump, infection
subcutaneous tissue, local L08.9
suipestifer — *see* Infection, salmonella
swimming pool bacillus A31.1
Taenia — *see* Infestation, Taenia
Taeniarhynchus saginatus B68.1
tapeworm — *see* Infestation, tapeworm
tendon (sheath) — *see* Tenosynovitis, infective NEC
Ternidens diminutus B81.8
testis — *see* Orchitis
threadworm B80
throat — *see* Pharyngitis
thyroglossal duct K14.8
toe (skin) L08.9
- cellulitis L03.03 ☑
  - fungus B35.1
- nail L03.03 ☑
  - fungus B35.1

- tongue NEC K14.0
  - parasitic B37.0
- tonsil (and adenoid) (faucial) (lingual) (pharyngeal) — *see* Tonsillitis
- tooth, teeth K04.7
  - periapical K04.7
  - peridental, periodontal K05.20
    - generalized — *see* Periodontitis, aggressive, generalized
    - localized — *see* Periodontitis, aggressive, localized
  - pulp K04.01
    - irreversible K04.02
    - reversible K04.01
  - socket M27.3
- TORCH — *see* Infection, congenital
  - without active infection P00.2
- Torula histolytica — *see* Cryptococcosis
- Toxocara (canis) (cati) (felis) B83.0
- Toxoplasma gondii — *see* Toxoplasma
- trachea, chronic J42
- trematode NEC — *see* Infestation, fluke
- trench fever A79.0
- Treponema pallidum — *see* Syphilis
- Trichinella (spiralis) B75
- Trichomonas A59.9
  - cervix A59.09
  - intestine A07.8
  - prostate A59.02
  - specified site NEC A59.8
  - urethra A59.03
  - urogenitalis A59.00
  - vagina A59.01
  - vulva A59.01

- Trichophyton, trichophytic — *see* Dermatophytosis
- Trichosporon (beigelii) cutaneum B36.2
- Trichostrongylus B81.2
- Trichuris (trichiura) B79
- Trombicula (irritans) B88.09
- Trypanosoma
  - brucei
    - gambiense B56.0
    - rhodesiense B56.1
  - cruzi — *see* Chagas' disease
- tubal — *see* Salpingo-oophoritis
- tuberculous
  - latent (LTBI) Z22.7
  - NEC — *see* Tuberculosis
- tubo-ovarian — *see* Salpingo-oophoritis
- tunnel T80.212 ☑
- tunica vaginalis N49.1
- tympanic membrane NEC — *see* Myringitis
- typhoid (abortive) (ambulant) (bacillus) — *see* Typhoid
- typhus A75.9
  - flea-borne A75.2
  - mite-borne A75.3
  - recrudescent A75.1
  - tick-borne A77.9
    - African A77.1
    - North Asian A77.2
- umbilicus L08.82
- ureter — *see* Ureteritis
- urethra — *see* Urethritis
- urinary (tract) N39.0
  - bladder — *see* Cystitis
  - complicating
    - pregnancy O23.4 ☑
      - specified type NEC O23.3 ☑

- kidney — *see* Infection, kidney
- newborn P39.3
- puerperal (postpartum) O86.20
- tuberculous A18.13
- urethra — *see* Urethritis

uterus, uterine — *see* Endometritis
vaccination T88.0
vaccinia not from vaccination B08.011
vagina (acute) — *see* Vaginitis
varicella B01.9
varicose veins — *see* Varix
vas deferens NEC N49.1
vesical — *see* Cystitis
Vibrio

- cholerae A00.0
  - El Tor A00.1
- parahaemolyticus (food poisoning) A05.3
- vulnificus
  - as cause of disease classified elsewhere B96.82
  - foodborne intoxication A05.5

Vincent's (gum) (mouth) (tonsil) A69.1
virus, viral NOS B34.9

- adenovirus
  - as cause of disease classified elsewhere B97.0
  - unspecified nature or site B34.0
- arborvirus, arbovirus arthropod-borne A94
- as cause of disease classified elsewhere B97.89
  - adenovirus B97.0
  - coronavirus B97.29
    - SARS-associated B97.21
  - coxsackievirus B97.11
  - echovirus B97.12
  - enterovirus B97.10
    - coxsackievirus B97.11
    - echovirus B97.12
    - specified NEC B97.19
  - human

- immunodeficiency, type 2 (HIV 2) B97.35
- T-cell lymphotropic,
  - type I (HTLV-I) B97.33
  - type II (HTLV-II) B97.34
- metapneumovirus B97.81
- papillomavirus B97.7
- parvovirus B97.6
- reovirus B97.5
- respiratory syncytial (RSV) — *see* Infection, virus, respiratory syncytial (RSV)
- retrovirus B97.30
  - human
    - immunodeficiency, type 2 (HIV 2) B97.35
    - T-cell lymphotropic,
      - type I (HTLV-I) B97.33
      - type II (HTLV-II) B97.34
  - lentivirus B97.31
  - oncovirus B97.32
  - specified NEC B97.39
- specified NEC B97.89

central nervous system A89
- atypical A81.9
  - specified NEC A81.89
- enterovirus NEC A88.8
  - meningitis A87.0
- slow virus A81.9
  - specified NEC A81.89
- specified NEC A88.8

chest J98.8
cotia B08.8
COVID-19 U07.1
coxsackie (*see also* Infection, coxsackie) B34.1
- as cause of disease classified elsewhere B97.11

ECHO
- as cause of disease classified elsewhere B97.12
- unspecified nature or site B34.1

- encephalitis, tick-borne A84.9
- enterovirus, as cause of disease classified elsewhere B97.10
  - coxsackievirus B97.11
  - echovirus B97.12
  - specified NEC B97.19
- exanthem NOS B09
- human papilloma as cause of disease classified elsewhere B97.7
- human metapneumovirus as cause of disease classified elsewhere B97.81
- intestine — *see* Enteritis, viral
- respiratory syncytial (RSV)
  - as cause of disease classified elsewhere B97.4
  - bronchiolitis J21.0
  - bronchitis J20.5
  - bronchopneumonia J12.1
  - otitis media H65. ☑ *[B97.4]*
  - pneumonia J12.1
  - upper respiratory infection J06.9 *[B97.4]*
- rhinovirus
  - as cause of disease classified elsewhere B97.89
  - unspecified nature or site B34.8
- slow A81.9
  - specified NEC A81.89
- specified type NEC B33.8
  - as cause of disease classified elsewhere B97.89
  - unspecified nature or site B34.8
- unspecified nature or site B34.9
- West Nile — *see* Virus, West Nile

vulva (acute) — *see* Vulvitis
West Nile — *see* Virus, West Nile
whipworm B79
worms B83.9
- specified type NEC B83.8

Wuchereria (bancrofti) B74.0
- malayi B74.1

yatapoxvirus B08.70
- specified NEC B08.79

- yeast (*see also* Candidiasis) B37.9
- yellow fever — *see* Fever, yellow
- Yersinia
  - enterocolitica (intestinal) A04.6
  - pestis — *see* Plague
  - pseudotuberculosis A28.2
- Zeis' gland — *see* Hordeolum
- Zika virus A92.5
  - congenital P35.4
- zoonotic bacterial NOS A28.9
- Zopfia senegalensis B47.0

Infective, infectious — *see* condition

Infertility
- female N97.9
  - age-related N97.8
  - associated with
    - anovulation N97.0
    - cervical (mucus) disease or anomaly N88.3
    - congenital anomaly
      - cervix N88.3
      - fallopian tube N97.1
      - uterus N97.2
      - vagina N97.8
    - dysmucorrhea N88.3
    - fallopian tube disease or anomaly N97.1
    - pituitary-hypothalamic origin E23.0
    - specified origin NEC N97.8
    - Stein-Leventhal syndrome E28.2
    - uterine disease or anomaly N97.2
    - vaginal disease or anomaly N97.8
  - due to

- cervical anomaly N88.3
- fallopian tube anomaly N97.1
- ovarian failure E28.39
- Stein-Leventhal syndrome E28.2
- uterine anomaly N97.2
- vaginal anomaly N97.8
- nonimplantation N97.2
- origin
  - cervical N88.3
  - tubal (block) (occlusion) (stenosis) N97.1
  - uterine N97.2
  - vaginal N97.8
- male N46.9
  - azoospermia N46.01
    - extratesticular cause N46.029
      - drug therapy N46.021
      - efferent duct obstruction N46.023
      - infection N46.022
      - radiation N46.024
      - specified cause NEC N46.029
      - systemic disease N46.025
  - oligospermia N46.11
    - extratesticular cause N46.129
      - drug therapy N46.121
      - efferent duct obstruction N46.123
      - infection N46.122
      - radiation N46.124
      - specified cause NEC N46.129
      - systemic disease N46.125
  - specified type NEC N46.8
- Infestation B88.9
  - Acanthocheilonema (perstans) (streptocerca) B74.4
  - Acariasis B88.09
    - demodex folliculorum B88.01
    - sarcoptes scabiei B86
    - trombiculae B88.09

- Agamofilaria streptocerca B74.4
- Ancylostoma, ankylostoma (braziliense) (caninum) (ceylanicum) (duodenale) B76.0
  - americanum B76.1
  - new world B76.1
- Anisakis larvae, anisakiasis B81.0
- arthropod NEC B88.2
- Ascaris lumbricoides — *see* Ascariasis
- Balantidium coli A07.0
- beef tapeworm B68.1
- Bothriocephalus (latus) B70.0
  - larval B70.1
- broad tapeworm B70.0
  - larval B70.1
- Brugia (malayi) B74.1
  - timori B74.2
- candiru B88.8
- Capillaria
  - hepatica B83.8
  - philippinensis B81.1
- cat liver fluke B66.0
- cestodes B71.9
  - diphyllobothrium — *see* Infestation, diphyllobothrium
  - dipylidiasis B71.1
  - hymenolepiasis B71.0
  - specified type NEC B71.8
- chigger B88.09
- chigo, chigoe B88.1
- Clonorchis (sinensis) (liver) B66.1
- coccidial A07.3
- crab-lice B85.3
- Cysticercus cellulosae — *see* Cysticercosis
- Demodex (brevis) (folliculorum) B88.01
- Dermanyssus gallinae B88.09
- Dermatobia (hominis) — *see* Myiasis
- Dibothriocephalus (latus) B70.0
  - larval B70.1

- Dicrocoelium dendriticum B66.2
- Diphyllobothrium (adult) (latum) (intestinal) (pacificum) B70.0
  - larval B70.1
- Diplogonoporus (grandis) B71.8
- Dipylidium caninum B67.4
- Distoma hepaticum B66.3
- dog tapeworm B67.4
- Dracunculus medinensis B72
- dragon worm B72
- dwarf tapeworm B71.0
- Echinococcus — *see* Echinococcus
- Echinostomum ilocanum B66.8
- Entamoeba (histolytica) — *see* Infection, Ameba
- Enterobius vermicularis B80
- eyelid
  - in (due to)
    - leishmaniasis B55.1
    - loiasis B74.3
    - onchocerciasis B73.09
    - phthiriasis B85.3
  - parasitic NOS B89
- eyeworm B74.3
- Fasciola (gigantica) (hepatica) (indica) B66.3
- Fasciolopsis (buski) (intestine) B66.5
- filarial B74.9
  - bancroftian B74.0
  - conjunctiva B74.9
  - due to
    - Acanthocheilonema (perstans) (streptocerca) B74.4
    - Brugia (malayi) B74.1
      - timori B74.2
    - Dracunculus medinensis B72
    - guinea worm B72
    - loa loa B74.3
    - Mansonella (ozzardi) (perstans) (streptocerca) B74.4
    - Onchocerca volvulus B73.00

- eye B73.00
- eyelid B73.09
- Wuchereria (bancrofti) B74.0
- Malayan B74.1
- ozzardi B74.4
- specified type NEC B74.8
- fish tapeworm B70.0
- larval B70.1
- fluke B66.9
- blood NOS — *see* Schistosomiasis
- cat liver B66.0
- intestinal B66.5
- liver (sheep) B66.3
- cat B66.0
- Chinese B66.1
- due to clonorchiasis B66.1
- oriental B66.1
- lancet B66.2
- lung (oriental) B66.4
- sheep liver B66.3
- specified type NEC B66.8
- fly larvae — *see* Myiasis
- Gasterophilus (intestinalis) — *see* Myiasis
- Gastrodiscoides hominis B66.8
- Giardia lamblia A07.1
- Gnathostoma (spinigerum) B83.1
- Gongylonema B83.8
- guinea worm B72
- helminth B83.9
- angiostrongyliasis B83.2
- intestinal B81.3
- gnathostomiasis B83.1
- hirudiniasis, internal B83.4
- intestinal B82.0

- angiostrongyliasis B81.3
- anisakiasis B81.0
- ascariasis — *see* Ascariasis
- capillariasis B81.1
- cysticercosis — *see* Cysticercosis
- diphyllobothriasis — *see* Infestation, diphyllobothriasis
- dracunculiasis B72
- echinococcus — *see* Echinococcosis
- enterobiasis B80
- filariasis — *see* Infestation, filarial
- fluke — *see* Infestation, fluke
- hookworm — *see* Infestation, hookworm
- mixed (types classifiable to more than one of the titles B65.0-B81.3 and B81.8) B81.4
- onchocerciasis — *see* Onchocerciasis
- schistosomiasis — *see* Infestation, schistosoma
- specified
  - cestode NEC — *see* Infestation, cestode
  - type NEC B81.8
- strongyloidiasis — *see* Strongyloidiasis
- taenia — *see* Infestation, taenia
- trichinellosis B75
- trichostrongyliasis B81.2
- trichuriasis B79
- specified type NEC B83.8
- syngamiasis B83.3
- visceral larva migrans B83.0

Heterophyes (heterophyes) B66.8

hookworm B76.9

- ancylostomiasis B76.0
- necatoriasis B76.1
- specified type NEC B76.8

- Hymenolepis (diminuta) (nana) B71.0
- intestinal NEC B82.9
- leeches (aquatic) (land) — *see* Hirudiniasis
- Leishmania — *see* Leishmaniasis
- lice, louse — *see* Infestation, Pediculus
- Linguatula B88.8
- Liponyssoides sanguineus B88.09
- Loa loa B74.3
  - conjunctival B74.3
  - eyelid B74.3
- louse — *see* Infestation, Pediculus
- maggots — *see* Myiasis
- Mansonella (ozzardi) (perstans) (streptocerca) B74.4
- Medina (worm) B72
- Metagonimus (yokogawai) B66.8
- microfilaria streptocerca — *see* Onchocerciasis
  - eye B73.00
  - eyelid B73.09
- mites B88.9
  - Demodex B88.01
  - scabic B86
- Monilia (albicans) — *see* Candidiasis
- mouth B37.0
- Necator americanus B76.1
- nematode NEC (intestinal) B82.0
  - Ancylostoma B76.0
  - conjunctiva NEC B83.9
  - Enterobius vermicularis B80
  - Gnathostoma spinigerum B83.1
  - physaloptera B80
  - specified NEC B81.8
  - trichostrongylus B81.2
  - trichuris (trichuria) B79

- Oesophagostomum (apiostomum) B81.8
- Oestrus ovis (*see also* Myiasis) B87.9
- Onchocerca (volvulus) — *see* Onchocerciasis
- Opisthorchis (felineus) (viverrini) B66.0
- orbit, parasitic NOS B89
- Oxyuris vermicularis B80
- Paragonimus (westermani) B66.4
- parasite, parasitic B89
  - eyelid B89
  - intestinal NOS B82.9
  - mouth B37.0
  - skin B88.9
  - tongue B37.0
- Parastrongylus
  - cantonensis B83.2
  - costaricensis B81.3
- Pediculus B85.2
  - body B85.1
  - capitis (humanus) (any site) B85.0
  - corporis (humanus) (any site) B85.1
  - head B85.0
  - mixed (classifiable to more than one of the titles B85.0-B85.3) B85.4
  - pubis (any site) B85.3
- Pentastoma B88.8
- pest Z59.19
- Phthirus (pubis) (any site) B85.3
  - with any infestation classifiable to B85.0-B85.2 B85.4
- pinworm B80
- pork tapeworm (adult) B68.0
- protozoal NEC B64
  - intestinal A07.9
    - specified NEC A07.8
  - specified NEC B60.8
- pubic, louse B85.3
- rat tapeworm B71.0
- red bug B88.09
- roundworm (large) NEC B82.0

- Ascariasis (*see also* Ascariasis) B77.9
- sandflea B88.1
- Sarcoptes scabiei B86
- scabies B86
- Schistosoma B65.9
  - bovis B65.8
  - cercariae B65.3
  - haematobium B65.0
  - intercalatum B65.8
  - japonicum B65.2
  - mansoni B65.1
  - mattheei B65.8
  - mekongi B65.8
  - specified type NEC B65.8
  - spindale B65.8
- screw worms — *see* Myiasis
- skin NOS B88.9
- Sparganum (mansoni) (proliferum) (baxteri) B70.1
  - larval B70.1
- specified type NEC B88.8
- Spirometra larvae B70.1
- Stellantchasmus falcatus B66.8
- Strongyloides stercoralis — *see* Strongyloidiasis
- Taenia B68.9
  - diminuta B71.0
  - echinococcus — *see* Echinococcus
  - mediocanellata B68.1
  - nana B71.0
  - saginata B68.1
  - solium (intestinal form) B68.0
    - larval form — *see* Cysticercosis
- Taeniarhynchus saginatus B68.1
- tapeworm B71.9
  - beef B68.1
  - broad B70.0

- larval B70.1
- dog B67.4
- dwarf B71.0
- fish B70.0
  - larval B70.1
- pork B68.0
- rat B71.0

Ternidens diminutus B81.8
Tetranychus molestissimus B88.09
threadworm B80
tongue B37.0
Toxocara (canis) (cati) (felis) B83.0
trematode(s) NEC — *see* Infestation, fluke
Trichinella (spiralis) B75
Trichocephalus B79
Trichomonas — *see* Trichomoniasis
Trichostrongylus B81.2
Trichuris (trichiura) B79
Trombicula (irritans) B88.09
Tunga penetrans B88.1
Uncinaria americana B76.1
Vandellia cirrhosa B88.8
whipworm B79
worms B83.9
- intestinal B82.0

Wuchereria (bancrofti) B74.0

Infiltrate, infiltration
amyloid (generalized) (localized) — *see* Amyloidosis
calcareous NEC R89.7
- localized — *see* Degeneration, by site

calcium salt R89.7
cardiac
- fatty — *see* Degeneration, myocardial
- glycogenic E74.02 *[143]*

- corneal — *see* Edema, cornea
- eyelid — *see* Inflammation, eyelid
- glycogen, glycogenic — *see* Disease, glycogen storage
- heart, cardiac
  - fatty — *see* Degeneration, myocardial
  - glycogenic E74.02 *[I43]*
- inflammatory in vitreous H43.89
- kidney N28.89
- leukemic — *see* Leukemia
- liver K76.89
  - fatty — *see* Fatty, liver NEC
  - glycogen (*see also* Disease, glycogen storage) E74.03 *[K77]*
- lung R91.8
  - eosinophilic — *see* Eosinophilia, pulmonary
- lymphatic (*see also* Leukemia, lymphatic) C91.9 ☑
  - gland I88.9
- muscle, fatty M62.89
- myocardium, myocardial
  - fatty — *see* Degeneration, myocardial
  - glycogenic E74.02 *[I43]*
- on chest x-ray R91.8
- pulmonary R91.8
  - with eosinophilia — *see* Eosinophilia, pulmonary
- skin (lymphocytic) L98.6
- thymus (gland) (fatty) E32.8
- urine R39.0
- vesicant agent
  - antineoplastic chemotherapy T80.810 ☑
  - other agent NEC T80.818 ☑
- vitreous body H43.89

Infirmity R68.89
- senile R54

Inflammation, inflamed, inflammatory (with exudation)
- abducent (nerve) — *see* Strabismus, paralytic, sixth nerve
- accessory sinus (chronic) — *see* Sinusitis
- adrenal (gland) E27.8
- alveoli, teeth M27.3

- scorbutic E54
- anal canal, anus K62.89
- antrum (chronic) — *see* Sinusitis, maxillary
- appendix — *see* Appendicitis
- arachnoid — *see* Meningitis
- areola N61.0
  - puerperal, postpartum or gestational — *see* Infection, nipple
- areolar tissue NOS L08.9
- artery — *see* Arteritis
- auditory meatus (external) — *see* Otitis, externa
- Bartholin's gland N75.8
- bile duct (common) (hepatic) or passage — *see* Cholangitis
- bladder — *see* Cystitis
- bone — *see* Osteomyelitis
- brain (*see also* Encephalitis)
  - membrane — *see* Meningitis
- breast N61.0
  - cancer — *see* Table of Neoplasms
  - neoplasm — *see* Table of Neoplasms
  - puerperal, postpartum, gestational — *see* Mastitis, obstetric
- broad ligament — *see* Disease, pelvis, inflammatory
- bronchi — *see* Bronchitis
- catarrhal J00
- cecum — *see* Appendicitis
- cerebral (*see also* Encephalitis)
  - membrane — *see* Meningitis
- cerebrospinal
  - meningococcal A39.0
- cervix (uteri) — *see* Cervicitis
- chest J98.8
- chorioretinal H30.9 ☑
  - cyclitis — *see* Cyclitis
  - disseminated H30.10 ☑

- generalized H30.13
- peripheral H30.12
- posterior pole H30.11
- epitheliopathy — *see* Epitheliopathy
- focal H30.00
  - juxtapapillary H30.01
  - macular H30.04
  - paramacular — *see* Inflammation, chorioretinal, focal, macular
  - peripheral H30.03
  - posterior pole H30.02
- specified type NEC H30.89

choroid — *see* Inflammation, chorioretinal
chronic, postmastoidectomy cavity — *see* Complications, postmastoidectomy, inflammation
colon — *see* Enteritis
connective tissue (diffuse) NEC — *see* Disorder, soft tissue, specified type NEC
cornea — *see* Keratitis
corpora cavernosa N48.29
cranial nerve — *see* Disorder, nerve, cranial
Douglas' cul-de-sac or pouch (chronic) N73.0
due to device, implant or graft (*see also* Complications, by site and type, infection or inflammation)
- arterial graft T82.7
- breast (implant) T85.79
- catheter T85.79
  - dialysis (renal) T82.7
    - intraperitoneal T85.71
  - infusion T82.7
    - cranial T85.735
    - intrathecal T85.735
    - spinal (epidural) (subdural) T85.735
    - subarachnoid T85.735
  - urinary T83.518
    - cystostomy T83.510
    - Hopkins T83.518
    - ileostomy T83.518
    - nephrostomy T83.512
    - specified NEC T83.518
    - urethral indwelling T83.511
    - urostomy T83.518

- electronic (electrode) (pulse generator) (stimulator)
  - bone T84.7
  - cardiac T82.7
  - nervous system T85.738
    - brain T85.731
    - cranial nerve T85.732
    - gastric nerve T85.732
    - neurostimulator generator T85.734
    - peripheral nerve T85.732
    - sacral nerve T85.732
    - spinal cord T85.733
    - vagal nerve T85.732
  - urinary T83.590
- fixation, internal (orthopedic) NEC — *see* Complication, fixation device, infection
- gastrointestinal (bile duct) (esophagus) T85.79
  - neurostimulator electrode (lead) T85.732
- genital NEC T83.69
- heart NEC T82.7
  - valve (prosthesis) T82.6
    - graft T82.7
- joint prosthesis — *see* Complication, joint prosthesis, infection
- ocular (corneal graft) (orbital implant) NEC T85.79
- orthopedic NEC T84.7
- penile (cylinder) (pump) (reservoir) T83.61
- specified NEC T85.79
- testicular T83.62
- urinary NEC T83.598
  - ileal conduit stent T83.593
  - implanted neurostimulation T83.590
  - implanted sphincter T83.591
  - indwelling ureteral stent T83.592
  - nephroureteral stent T83.593
  - specified stent NEC T83.593
- vascular NEC T82.7
- ventricular intracranial (communicating) shunt T85.730

duodenum K29.80
- with bleeding K29.81

- dura mater — *see* Meningitis
- ear (middle) (*see also* Otitis, media)
  - external — *see* Otitis, externa
  - inner — *see* subcategory H83.0
- epididymis — *see* Epididymitis
- esophagus — *see* Esophagitis
- ethmoidal (sinus) (chronic) — *see* Sinusitis, ethmoidal
- eustachian tube (catarrhal) — *see* Salpingitis, eustachian
- eyelid H01.9
  - abscess — *see* Abscess, eyelid
  - blepharitis — *see* Blepharitis
  - chalazion — *see* Chalazion
  - dermatosis (noninfectious) — *see* Dermatosis, eyelid
  - hordeolum — *see* Hordeolum
  - specified NEC H01.8
- fallopian tube — *see* Salpingo-oophoritis
- fascia — *see* Myositis
- follicular, pharynx J31.2
- frontal (sinus) (chronic) — *see* Sinusitis, frontal
- gallbladder — *see* Cholecystitis
- gastric — *see* Gastritis
- gastrointestinal — *see* Enteritis
- genital organ (internal) (diffuse)
  - female — *see* Disease, pelvis, inflammatory
  - male N49.9
    - multiple sites N49.8
    - specified NEC N49.8
- gland (lymph) — *see* Lymphadenitis
- glottis — *see* Laryngitis
- granular, pharynx J31.2
- gum K05.10
  - nonplaque induced K05.11
  - plaque induced K05.10

- heart — *see* Carditis
- hepatic duct — *see* Cholangitis
- ileoanal (internal) pouch K91.850
- ileum (*see also* Enteritis)
  - regional or terminal — *see* Enteritis, regional
- intestine (any part) — *see* Enteritis
- intestinal pouch K91.850
- jaw (acute) (bone) (chronic) (lower) (suppurative) (upper) M27.2
- joint NEC — *see* Arthritis
  - sacroiliac M46.1
- kidney — *see* Nephritis
- knee (joint) M13.169
  - tuberculous A18.02
- labium (majus) (minus) — *see* Vulvitis
- lacrimal
  - gland — *see* Dacryoadenitis
  - passages (duct) (sac) (*see also* Dacryocystitis)
    - canaliculitis — *see* Canaliculitis, lacrimal
- larynx — *see* Laryngitis
- leg NOS L08.9
- lip K13.0
- liver (capsule) (*see also* Hepatitis)
  - chronic K73.9
  - suppurative K75.0
- lung (acute) (*see also* Pneumonia)
  - chronic J98.4
- lymph gland or node — *see* Lymphadenitis
- lymphatic vessel — *see* Lymphangitis
- maxilla, maxillary M27.2
  - sinus (chronic) — *see* Sinusitis, maxillary

- membranes of brain or spinal cord — *see* Meningitis
- meninges — *see* Meningitis
- mouth K12.1
- muscle — *see* Myositis
- myocardium — *see* Myocarditis
- nasal sinus (chronic) — *see* Sinusitis
- nasopharynx — *see* Nasopharyngitis
- navel L08.82
- nerve NEC — *see* Neuritis
- nipple N61.0
  - puerperal, postpartum or gestational — *see* Infection, nipple
- nose — *see* Rhinitis
- oculomotor (nerve) — *see* Strabismus, paralytic, third nerve
- optic nerve — *see* Neuritis, optic
- orbit (chronic) H05.10
  - acute H05.00
    - abscess — *see* Abscess, orbit
    - cellulitis — *see* Cellulitis, orbit
    - osteomyelitis — *see* Osteomyelitis, orbit
    - periostitis — *see* Periostitis, orbital
    - tenonitis — *see* Tenonitis, eye
  - granuloma — *see* Granuloma, orbit
  - myositis — *see* Myositis, orbital
- ovary — *see* Salpingo-oophoritis
- oviduct — *see* Salpingo-oophoritis
- pancreas (acute) — *see* Pancreatitis
- parametrium N73.0
- parotid region L08.9
- pelvis, female — *see* Disease, pelvis, inflammatory
- penis (corpora cavernosa) N48.29
- perianal K62.89
- pericardium — *see* Pericarditis
- perineum (female) (male) L08.9
- perirectal K62.89
- peritoneum — *see* Peritonitis
- periuterine — *see* Disease, pelvis, inflammatory
- perivesical — *see* Cystitis
- petrous bone (acute) (chronic) — *see* Petrositis

- pharynx (acute) — *see* Pharyngitis
- pia mater — *see* Meningitis
- pleura — *see* Pleurisy
- polyp, colon (*see also* Polyp, colon, inflammatory) K51.40
- prostate (*see also* Prostatitis)
  - specified type NEC N41.8
- rectosigmoid — *see* Rectosigmoiditis
- rectum (*see also* Proctitis) K62.89
- respiratory, upper (*see also* Infection, respiratory, upper) J06.9
  - acute, due to radiation J70.0
  - chronic, due to external agent — *see* condition, respiratory, chronic, due to
  - due to
    - chemicals, gases, fumes or vapors (inhalation) J68.2
    - radiation J70.1
- retina — *see* Chorioretinitis
- retrocecal — *see* Appendicitis
- retroperitoneal — *see* Peritonitis
- salivary duct or gland (any) (suppurative) — *see* Sialoadenitis
- scorbutic, alveoli, teeth E54
- scrotum N49.2
- seminal vesicle — *see* Vesiculitis
- sigmoid — *see* Enteritis
- sinus — *see* Sinusitis
- Skene's duct or gland — *see* Urethritis
- skin L08.9
- spermatic cord N49.1
- sphenoidal (sinus) — *see* Sinusitis, sphenoidal
- spinal
  - cord — *see* Encephalitis
  - membrane — *see* Meningitis
  - nerve — *see* Disorder, nerve

spine — *see* Spondylopathy, inflammatory
spleen (capsule) D73.89
stomach — *see* Gastritis
subcutaneous tissue L08.9
suprarenal (gland) E27.8
synovial — *see* Tenosynovitis
tendon (sheath) NEC — *see* Tenosynovitis
testis — *see* Orchitis
throat (acute) — *see* Pharyngitis
thymus (gland) E32.8
thyroid (gland) — *see* Thyroiditis
tongue K14.0
tonsil — *see* Tonsillitis
trachea — *see* Tracheitis
trochlear (nerve) — *see* Strabismus, paralytic, fourth nerve
tubal — *see* Salpingo-oophoritis
tuberculous NEC — *see* Tuberculosis
tubo-ovarian — *see* Salpingo-oophoritis
tunica vaginalis N49.1
tympanic membrane — *see* Tympanitis
umbilicus, umbilical L08.82
uterine ligament — *see* Disease, pelvis, inflammatory
uterus (catarrhal) — *see* Endometritis
uveal tract (anterior) NOS (*see also* Iridocyclitis)
posterior — *see* Chorioretinitis
vagina — *see* Vaginitis
vas deferens N49.1
vein (*see also* Phlebitis)
intracranial or intraspinal (septic) G08
thrombotic I80.9
leg — *see* Phlebitis, leg
lower extremity — *see* Phlebitis, leg
vocal cord J38.3
vulva — *see* Vulvitis
Wharton's duct (suppurative) — *see* Sialoadenitis
Inflation, lung, imperfect (newborn) — *see* Atelectasis
Influenza (bronchial) (epidemic) (respiratory (upper)) (unidentified influenza virus) J11.1

- with
  - digestive manifestations J11.2
  - encephalopathy J11.81
  - enteritis J11.2
  - gastroenteritis J11.2
  - gastrointestinal manifestations J11.2
  - laryngitis J11.1
  - myocarditis J11.82
  - otitis media J11.83
  - pharyngitis J11.1
  - pneumonia J11.00
    - specified type J11.08
  - respiratory manifestations NEC J11.1
  - specified manifestation NEC J11.89
- A (non-novel) J10 ☑
- A/H5N1 (*see also* Influenza, due to, identified novel influenza A virus) J09.X2
- avian (*see also* Influenza, due to, identified novel influenza A virus) J09.X2
- B J10 ☑
- bird (*see also* Influenza, due to, identified novel influenza A virus) J09.X2
- C J10 ☑
- due to
  - avian (*see also* Influenza, due to, identified novel influenza A virus) J09.X2
  - identified influenza virus NEC J10.1
    - with
      - digestive manifestations J10.2
      - encephalopathy J10.81
      - enteritis J10.2
      - gastroenteritis J10.2
      - gastrointestinal manifestations J10.2
      - laryngitis J10.1
      - myocarditis J10.82
      - otitis media J10.83
      - pharyngitis J10.1
      - pneumonia (unspecified type) J10.00

with same identified influenza virus J10.01
specified type NEC J10.08
respiratory manifestations NEC J10.1
specified manifestation NEC J10.89
identified novel influenza A virus J09.X2
with
digestive manifestations J09.X3
encephalopathy J09.X9
enteritis J09.X3
gastroenteritis J09.X3
gastrointestinal manifestations J09.X3
laryngitis J09.X2
myocarditis J09.X9
otitis media J09.X9
pharyngitis J09.X2
pneumonia J09.X1
respiratory manifestations NEC J09.X2
specified manifestation NEC J09.X9
upper respiratory symptoms J09.X2
novel (2009) H1N1 influenza (*see also* Influenza, due to, identified influenza virus NEC) J10.1
novel influenza A/H1N1 (*see also* Influenza, due to, identified influenza virus NEC) J10.1
of other animal origin, not bird or swine (*see also* Influenza, due to, identified novel influenza A virus) J09.X2
swine (viruses that normally cause infections in pigs) (*see also* Influenza, due to, identified novel influenza A virus) J09.X2
Influenza-like disease — *see* Influenza
Influenzal — *see* Influenza
Infraction, Freiberg's (metatarsal head) — *see* Osteochondrosis, juvenile, metatarsus
Infraeruption of tooth (teeth) M26.34
Infusion complication, misadventure, or reaction — *see* Complications, infusion
Ingestion
chemical — *see* Table of Drugs and Chemicals, by substance, poisoning
drug or medicament
correct substance properly administered — *see* Table of Drugs and Chemicals, by drug, adverse effect
overdose or wrong substance given or taken — *see* Table of Drugs and Chemicals, by drug, poisoning
foreign body — *see* Foreign body, alimentary tract
multiple drug — *see* Table of Drugs and Chemicals, multiple
tularemia A21.3

- Ingrowing
  - hair (beard) L73.1
  - nail (finger) (toe) L60.0
- Inguinal (*see also* condition)
  - testicle Q53.9
    - bilateral Q53.212
    - unilateral Q53.112
- Inhalant-induced
  - anxiety disorder F18.980
  - depressive disorder F18.94
  - major neurocognitive disorder F18.97
  - mild neurocognitive disorder F18.988
  - psychotic disorder F18.959
- Inhalation
  - anthrax A22.1
  - flame T27.3 ☑
  - food or foreign body — *see* Foreign body, by site
  - gases, fumes, or vapors T59.9 ☑
    - specified agent NEC — *see* Table of Drugs and Chemicals, by substance T59.89 ☑
  - liquid or vomitus — *see* Asphyxia
  - meconium (newborn) P24.00
    - with
      - pneumonia (pneumonitis) P24.01
      - with respiratory symptoms P24.01
  - mucus — *see* Asphyxia, mucus
  - oil or gasoline (causing suffocation) — *see* Foreign body, by site
  - smoke T59.81 ☑
    - with respiratory conditions J70.5
      - due to chemicals, gases, fumes and vapors J68.9
  - steam (*see also* Burn, respiratory tract) T59.9 ☑
  - stomach contents or secretions — *see* Foreign body, by site
    - due to anesthesia (general) (local) or other sedation T88.59 ☑
      - in labor and delivery O74.0
      - in pregnancy O29.01 ☑
      - postpartum, puerperal O89.01
- Inhibition, orgasm

- female F52.31
- male F52.32

Inhibitor, systemic lupus erythematosus (presence of) D68.62
Iniencephalus, iniencephaly Q00.2
Injection, traumatic jet (air) (industrial) (water) (paint or dye) T70.4 ☑
Injury (*see also* specified injury type) T14.90 ☑
- abdomen, abdominal S39.91 ☑
  - blood vessel — *see* Injury, blood vessel, abdomen
  - cavity — *see* Injury, intra-abdominal
  - contusion S30.11 ☑
  - internal — *see* Injury, intra-abdominal
  - intra-abdominal organ — *see* Injury, intra-abdominal
  - nerve — *see* Injury, nerve, abdomen
  - open — *see* Wound, open, abdomen
  - specified NEC S39.81 ☑
  - superficial — *see* Injury, superficial, abdomen
- Achilles tendon S86.00 ☑
  - laceration S86.02 ☑
  - specified type NEC S86.09 ☑
  - strain S86.01 ☑
- acoustic, resulting in deafness — *see* Injury, nerve, acoustic
- adrenal (gland) S37.819 ☑
  - contusion S37.812 ☑
  - laceration S37.813 ☑
  - specified type NEC S37.818 ☑
- alveolar (process) S09.93 ☑
- ankle S99.91 ☑
  - contusion — *see* Contusion, ankle
  - dislocation — *see* Dislocation, ankle
  - fracture — *see* Fracture, ankle
  - nerve — *see* Injury, nerve, ankle
  - open — *see* Wound, open, ankle
  - specified type NEC S99.81 ☑
  - sprain — *see* Sprain, ankle
  - superficial — *see* Injury, superficial, ankle
- anterior chamber, eye — *see* Injury, eye, specified site NEC
- anus — *see* Injury, abdomen
- aorta (thoracic) S25.00 ☑

- abdominal S35.00
  - laceration (minor) (superficial) S35.01
    - major S35.02
  - specified type NEC S35.09
- laceration (minor) (superficial) S25.01
  - major S25.02
- specified type NEC S25.09

arm (upper) S49.9
- blood vessel — *see* Injury, blood vessel, arm
- contusion — *see* Contusion, arm, upper
- fracture — *see* Fracture, humerus
- lower — *see* Injury, forearm
- muscle — *see* Injury, muscle, shoulder
- nerve — *see* Injury, nerve, arm
- open — *see* Wound, open, arm
- specified type NEC S49.8
- superficial — *see* Injury, superficial, arm

artery (complicating trauma) (*see also* Injury, blood vessel, by site)
- cerebral or meningeal — *see* Injury, intracranial

auditory canal (external) (meatus) S09.91

auricle, auris, ear S09.91

axilla — *see* Injury, shoulder

back — *see* Injury, back, lower

bile duct S36.13

birth (*see also* Birth, injury) P15.9

bladder (sphincter) S37.20
- at delivery O71.5
- contusion S37.22
- laceration S37.23
- obstetrical trauma O71.5
- specified type NEC S37.29

blast (air) (hydraulic) (immersion) (underwater) NEC T14.8
- acoustic nerve trauma — *see* Injury, nerve, acoustic
- bladder — *see* Injury, bladder
- brain — *see* Concussion
  - primary, specified NEC S06.8A
- colon — *see* Injury, intestine, large, blast injury
- ear (primary) S09.31

- secondary S09.39
- generalized T70.8
- lung — *see* Injury, intrathoracic, lung, blast injury
- multiple body organs T70.8
- peritoneum S36.81
- rectum S36.61
- retroperitoneum S36.898
- small intestine S36.419
  - duodenum S36.410
  - specified site NEC S36.418
- specified
  - intra-abdominal organ NEC S36.898
  - pelvic organ NEC S37.899
- blood vessel NEC T14.8
- abdomen S35.9
  - aorta — *see* Injury, aorta, abdominal
  - celiac artery — *see* Injury, blood vessel, celiac artery
  - iliac vessel — *see* Injury, blood vessel, iliac
  - laceration S35.91
  - mesenteric vessel — *see* Injury, mesenteric
  - portal vein — *see* Injury, blood vessel, portal vein
  - renal vessel — *see* Injury, blood vessel, renal
  - specified vessel NEC S35.8X
  - splenic vessel — *see* Injury, blood vessel, splenic
  - vena cava — *see* Injury, vena cava, inferior
- ankle — *see* Injury, blood vessel, foot
- aorta (abdominal) (thoracic) — *see* Injury, aorta
- arm (upper) NEC S45.90
  - forearm — *see* Injury, blood vessel, forearm
  - laceration S45.91
  - specified
    - site NEC S45.80
      - laceration S45.81
      - specified type NEC S45.89
    - type NEC S45.99

- superficial vein S45.30
  - laceration S45.31
  - specified type NEC S45.39
- axillary
  - artery S45.00
    - laceration S45.01
    - specified type NEC S45.09
  - vein S45.20
    - laceration S45.21
    - specified type NEC S45.29
- azygos vein — *see* Injury, blood vessel, thoracic, specified site NEC
- brachial
  - artery S45.10
    - laceration S45.11
    - specified type NEC S45.19
  - vein S45.20
    - laceration S45.219
    - specified type NEC S45.29
- carotid artery (common) (external) (internal, extracranial) S15.00
  - internal, intracranial S06.8
  - laceration (minor) (superficial) S15.01
    - major S15.02
  - specified type NEC S15.09
- celiac artery S35.219
  - branch S35.299
    - laceration (minor) (superficial) S35.291
      - major S35.292
    - specified NEC S35.298
  - laceration (minor) (superficial) S35.211
    - major S35.212
  - specified type NEC S35.218
- cerebral — *see* Injury, intracranial
- deep plantar — *see* Injury, blood vessel, plantar artery
- digital (hand) — *see* Injury, blood vessel, finger
- dorsal
  - artery (foot) S95.00

- laceration S95.01
- specified type NEC S95.09
- vein (foot) S95.20
  - laceration S95.21
  - specified type NEC S95.29
- due to accidental laceration during procedure — *see* Laceration, accidental complicating surgery
- extremity — *see* Injury, blood vessel, limb
- femoral
  - artery (common) (superficial) S75.00
    - laceration (minor) (superficial) S75.01
      - major S75.02
    - specified type NEC S75.09
  - vein (hip level) (thigh level) S75.10
    - laceration (minor) (superficial) S75.11
      - major S75.12
    - specified type NEC S75.19
- finger S65.50
  - index S65.50
    - laceration S65.51
    - specified type NEC S65.59
  - laceration S65.51
  - little S65.50
    - laceration S65.51
    - specified type NEC S65.59
  - middle S65.50
    - laceration S65.51
    - specified type NEC S65.59
  - specified type NEC S65.59
  - thumb — *see* Injury, blood vessel, thumb
- foot S95.90
  - dorsal
    - artery — *see* Injury, blood vessel, dorsal, artery
    - vein — *see* Injury, blood vessel, dorsal, vein
  - laceration S95.91
  - plantar artery — *see* Injury, blood vessel, plantar artery
  - specified
    - site NEC S95.80

- laceration S95.81
- specified type NEC S95.89
- specified type NEC S95.99
- forearm S55.90
  - laceration S55.91
  - radial artery — *see* Injury, blood vessel, radial artery
  - specified
    - site NEC S55.80
      - laceration S55.81
      - specified type NEC S55.89
    - type NEC S55.99
  - ulnar artery — *see* Injury, blood vessel, ulnar artery
  - vein S55.20
    - laceration S55.21
    - specified type NEC S55.29
- gastric
  - artery — *see* Injury, mesenteric, artery, branch
  - vein — *see* Injury, blood vessel, abdomen
- gastroduodenal artery — *see* Injury, mesenteric, artery, branch
- greater saphenous vein (lower leg level) S85.30
  - hip (and thigh) level S75.20
    - laceration (minor) (superficial) S75.21
      - major S75.22
    - specified type NEC S75.29
  - laceration S85.31
  - specified type NEC S85.39
- hand (level) S65.90
  - finger — *see* Injury, blood vessel, finger
  - laceration S65.91
  - palmar arch — *see* Injury, blood vessel, palmar arch
  - radial artery — *see* Injury, blood vessel, radial artery, hand
  - specified
    - site NEC S65.80
      - laceration S65.81
      - specified type NEC S65.89
    - type NEC S65.99

- thumb — *see* Injury, blood vessel, thumb
- ulnar artery — *see* Injury, blood vessel, ulnar artery, hand

head S09.0 ☑
- intracranial — *see* Injury, intracranial
- multiple S09.0 ☑

hepatic
- artery — *see* Injury, mesenteric, artery
- vein — *see* Injury, vena cava, inferior

hip S75.90 ☑
- femoral artery — *see* Injury, blood vessel, femoral, artery
- femoral vein — *see* Injury, blood vessel, femoral, vein
- greater saphenous vein — *see* Injury, blood vessel, greater saphenous, hip level
- laceration S75.91 ☑
- specified
  - site NEC S75.80 ☑
    - laceration S75.81 ☑
    - specified type NEC S75.89 ☑
  - type NEC S75.99 ☑

hypogastric (artery) (vein) — *see* Injury, blood vessel, iliac

iliac S35.5 ☑
- artery S35.51 ☑
- specified vessel NEC S35.5 ☑
- uterine vessel — *see* Injury, blood vessel, uterine
- vein S35.51 ☑

innominate — *see* Injury, blood vessel, thoracic, innominate

intercostal (artery) (vein) — *see* Injury, blood vessel, thoracic, intercostal

jugular vein (external) S15.20 ☑
- internal S15.30 ☑
  - laceration (minor) (superficial) S15.31 ☑
    - major S15.32 ☑
  - specified type NEC S15.39 ☑
- laceration (minor) (superficial) S15.21 ☑
  - major S15.22 ☑
- specified type NEC S15.29 ☑

leg (level) (lower) S85.90 ☑

- greater saphenous — *see* Injury, blood vessel, greater saphenous
- laceration S85.91
- lesser saphenous — *see* Injury, blood vessel, lesser saphenous
- peroneal artery — *see* Injury, blood vessel, peroneal artery
- popliteal
  - artery — *see* Injury, blood vessel, popliteal, artery
  - vein — *see* Injury, blood vessel, popliteal, vein
- specified
  - site NEC S85.80
    - laceration S85.81
    - specified type NEC S85.89
  - type NEC S85.99
- thigh — *see* Injury, blood vessel, hip
- tibial artery — *see* Injury, blood vessel, tibial artery

lesser saphenous vein (lower leg level) S85.40
- laceration S85.41
- specified type NEC S85.49

limb
- lower — *see* Injury, blood vessel, leg
- upper — *see* Injury, blood vessel, arm

lower back — *see* Injury, blood vessel, abdomen
- specified NEC — *see* Injury, blood vessel, abdomen, specified, site NEC

mammary (artery) (vein) — *see* Injury, blood vessel, thoracic, specified site NEC

mesenteric (inferior) (superior)
- artery — *see* Injury, mesenteric, artery
- vein — *see* Injury, mesenteric, vein

neck S15.9
- specified site NEC S15.8

ovarian (artery) (vein) — *see* subcategory S35.8

palmar arch (superficial) S65.20
- deep S65.30
  - laceration S65.31
  - specified type NEC S65.39
- laceration S65.21
- specified type NEC S65.29

pelvis — *see* Injury, blood vessel, abdomen

- specified NEC — *see* Injury, blood vessel, abdomen, specified, site NEC
- peroneal artery S85.20
  - laceration S85.21
  - specified type NEC S85.29
- plantar artery (deep) (foot) S95.10
  - laceration S95.11
  - specified type NEC S95.19
- popliteal
  - artery S85.00
    - laceration S85.01
    - specified type NEC S85.09
  - vein S85.50
    - laceration S85.51
    - specified type NEC S85.59
- portal vein S35.319
  - laceration S35.311
  - specified type NEC S35.318
- precerebral — *see* Injury, blood vessel, neck
- pulmonary (artery) (vein) — *see* Injury, blood vessel, thoracic, pulmonary
- radial artery (forearm level) S55.10
  - hand and wrist (level) S65.10
    - laceration S65.11
    - specified type NEC S65.19
  - laceration S55.11
  - specified type NEC S55.19
- renal
  - artery S35.40
    - laceration S35.41
    - specified NEC S35.49
  - vein S35.40
    - laceration S35.41
    - specified NEC S35.49
- saphenous vein (greater) (lower leg level) — *see* Injury, blood vessel, greater saphenous
  - hip and thigh level — *see* Injury, blood vessel, greater saphenous, hip level
  - lesser — *see* Injury, blood vessel, lesser saphenous

- shoulder
  - specified NEC — *see* Injury, blood vessel, arm, specified site NEC
  - superficial vein — *see* Injury, blood vessel, arm, superficial vein
- specified NEC T14.8
- splenic
  - artery — *see* Injury, blood vessel, celiac artery, branch
  - vein S35.329
    - laceration S35.321
    - specified NEC S35.328
- subclavian — *see* Injury, blood vessel, thoracic, innominate
- thigh — *see* Injury, blood vessel, hip
- thoracic S25.90
  - aorta S25.00
    - laceration (minor) (superficial) S25.01
      - major S25.02
    - specified type NEC S25.09
  - azygos vein — *see* Injury, blood vessel, thoracic, specified, site NEC
  - innominate
    - artery S25.10
      - laceration (minor) (superficial) S25.11
        - major S25.12
      - specified type NEC S25.19
    - vein S25.30
      - laceration (minor) (superficial) S25.31
        - major S25.32
      - specified type NEC S25.39
  - intercostal S25.50
    - laceration S25.51
    - specified type NEC S25.59
  - laceration S25.91
  - mammary vessel — *see* Injury, blood vessel, thoracic, specified, site NEC
  - pulmonary S25.40
    - laceration (minor) (superficial) S25.41
      - major S25.42
    - specified type NEC S25.49
  - specified

- site NEC S25.80
  - laceration S25.81
  - specified type NEC S25.89
- type NEC S25.99
- subclavian — *see* Injury, blood vessel, thoracic, innominate
- vena cava (superior) S25.20
  - laceration (minor) (superficial) S25.21
    - major S25.22
  - specified type NEC S25.29
- thumb S65.40
  - laceration S65.41
  - specified type NEC S65.49
- tibial artery S85.10
  - anterior S85.13
    - laceration S85.14
    - specified injury NEC S85.15
  - laceration S85.11
  - posterior S85.16
    - laceration S85.17
    - specified injury NEC S85.18
  - specified injury NEC S85.12
- ulnar artery (forearm level) S55.00
  - hand and wrist (level) S65.00
    - laceration S65.01
    - specified type NEC S65.09
  - laceration S55.01
  - specified type NEC S55.09
- upper arm (level) — *see* Injury, blood vessel, arm
  - superficial vein — *see* Injury, blood vessel, arm, superficial vein
- uterine S35.5
  - artery S35.53
  - vein S35.53
- vena cava — *see* Injury, vena cava
- vertebral artery S15.10
  - laceration (minor) (superficial) S15.11
    - major S15.12
  - specified type NEC S15.19
- wrist (level) — *see* Injury, blood vessel, hand

- brachial plexus S14.3
  - newborn P14.3
- brain (traumatic) S06.9
  - diffuse (axonal) S06.2X
  - focal S06.30
- brainstem S06.38
- breast NOS S29.9
- broad ligament — *see* Injury, pelvic organ, specified site NEC
- bronchus, bronchi — *see* Injury, intrathoracic, bronchus
- brow S09.90
- buttock S39.92
- canthus, eye S05.90
- cardiac plexus — *see* Injury, nerve, thorax, sympathetic
- cauda equina S34.3
- cavernous sinus — *see* Injury, intracranial
- cecum — *see* Injury, colon
- celiac ganglion or plexus — *see* Injury, nerve, lumbosacral, sympathetic
- cerebellum — *see* Injury, intracranial
- cerebral — *see* Injury, intracranial
- cervix (uteri) — *see* Injury, uterus
- cheek (wall) S09.93
- chest — *see* Injury, thorax
- childbirth (newborn) (*see also* Birth, injury)
  - maternal NEC O71.9
- chin S09.93
- choroid (eye) — *see* Injury, eye, specified site NEC
- clitoris S39.94
- coccyx (*see also* Injury, back, lower)
  - complicating delivery O71.6
- colon — *see* Injury, intestine, large
- common bile duct — *see* Injury, liver
- conjunctiva (superficial) — *see* Injury, eye, conjunctiva
- conus medullaris — *see* Injury, spinal, sacral
- cord
  - spermatic (pelvic region) S37.898
    - scrotal region S39.848
  - spinal — *see* Injury, spinal cord, by region
- cornea — *see* Injury, eye, specified site NEC

- abrasion — *see* Injury, eye, cornea, abrasion
- cortex (cerebral) (*see also* Injury, intracranial)
  - visual — *see* Injury, nerve, optic
- costal region NEC S29.9
- costochondral NEC S29.9
- cranial
  - cavity — *see* Injury, intracranial
  - nerve — *see* Injury, nerve, cranial
- crushing — *see* Crush
- cutaneous sensory nerve
- cystic duct — *see* Injury, liver
- deep tissue — *see* Contusion, by site
  - meaning pressure ulcer — *see* Ulcer, pressure L89 with final character .6
- delivery (newborn) P15.9
  - maternal NEC O71.9
- Descemet's membrane — *see* Injury, eyeball, penetrating
- diaphragm — *see* Injury, intrathoracic, diaphragm
- duodenum — *see* Injury, intestine, small, duodenum
- ear (auricle) (external) (canal) S09.91
  - abrasion — *see* Abrasion, ear
  - bite — *see* Bite, ear
  - blister — *see* Blister, ear
  - bruise — *see* Contusion, ear
  - contusion — *see* Contusion, ear
  - external constriction — *see* Constriction, external, ear
  - hematoma — *see* Hematoma, ear
  - inner — *see* Injury, ear, middle
  - laceration — *see* Laceration, ear
  - middle S09.30
    - blast — *see* Injury, blast, ear
    - specified NEC S09.39
  - puncture — *see* Puncture, ear
  - superficial — *see* Injury, superficial, ear
- eighth cranial nerve (acoustic or auditory) — *see* Injury, nerve, acoustic
- elbow S59.90

- contusion — *see* Contusion, elbow
- dislocation — *see* Dislocation, elbow
- fracture — *see* Fracture, ulna, upper end
- open — *see* Wound, open, elbow
- specified NEC S59.80
- sprain — *see* Sprain, elbow
- superficial — *see* Injury, superficial, elbow

eleventh cranial nerve (accessory) — *see* Injury, nerve, accessory
epididymis S39.94
epigastric region S39.91
epiglottis NEC S19.89
esophageal plexus — *see* Injury, nerve, thorax, sympathetic
esophagus (thoracic part) (*see also* Injury, intrathoracic, esophagus)
- cervical NEC S19.85

eustachian tube S09.30
eye S05.9
- avulsion S05.7
- ball — *see* Injury, eyeball
- conjunctiva S05.0
- cornea
  - abrasion S05.0
- laceration S05.3
  - with prolapse S05.2
- lacrimal apparatus S05.8X
- orbit penetration S05.4
- specified site NEC S05.8X

eyeball S05.8X
- contusion S05.1
- penetrating S05.6
  - with
    - foreign body S05.5
    - prolapse or loss of intraocular tissue S05.2
  - without prolapse or loss of intraocular tissue S05.3
- specified type NEC S05.8

eyebrow S09.93
eyelid S09.93

- abrasion — *see* Abrasion, eyelid
- contusion — *see* Contusion, eyelid
- open — *see* Wound, open, eyelid

face S09.93

fallopian tube S37.509

- bilateral S37.502
  - blast injury S37.512
  - contusion S37.522
  - laceration S37.532
  - specified type NEC S37.592
- blast injury (primary) S37.519
  - bilateral S37.512
  - secondary — *see* Injury, fallopian tube, specified type NEC
  - unilateral S37.511
- contusion S37.529
  - bilateral S37.522
  - unilateral S37.521
- laceration S37.539
  - bilateral S37.532
  - unilateral S37.531
- specified type NEC S37.599
  - bilateral S37.592
  - unilateral S37.591
- unilateral S37.501
  - blast injury S37.511
  - contusion S37.521
  - laceration S37.531
  - specified type NEC S37.591

fascia — *see* Injury, muscle

fifth cranial nerve (trigeminal) — *see* Injury, nerve, trigeminal

finger (nail) S69.9

- blood vessel — *see* Injury, blood vessel, finger
- contusion — *see* Contusion, finger
- dislocation — *see* Dislocation, finger
- fracture — *see* Fracture, finger
- muscle — *see* Injury, muscle, finger
- nerve — *see* Injury, nerve, digital, finger
- open — *see* Wound, open, finger
- specified NEC S69.8 ☑
- sprain — *see* Sprain, finger
- superficial — *see* Injury, superficial, finger

first cranial nerve (olfactory) — *see* Injury, nerve, olfactory

flank — *see* Injury, abdomen

foot S99.92 ☑

- blood vessel — *see* Injury, blood vessel, foot
- contusion — *see* Contusion, foot
- dislocation — *see* Dislocation, foot
- fracture — *see* Fracture, foot
- muscle — *see* Injury, muscle, foot
- open — *see* Wound, open, foot
- specified type NEC S99.82 ☑
- sprain — *see* Sprain, foot
- superficial — *see* Injury, superficial, foot

forceps NOS P15.9

forearm S59.91 ☑

- blood vessel — *see* Injury, blood vessel, forearm
- contusion — *see* Contusion, forearm
- fracture — *see* Fracture, forearm
- muscle — *see* Injury, muscle, forearm
- nerve — *see* Injury, nerve, forearm
- open — *see* Wound, open, forearm
- specified NEC S59.81 ☑
- superficial — *see* Injury, superficial, forearm

forehead S09.90 ☑

fourth cranial nerve (trochlear) — *see* Injury, nerve, trochlear

gallbladder S36.129 ☑

- contusion S36.122
- laceration S36.123
- specified NEC S36.128

ganglion
- celiac, coeliac — *see* Injury, nerve, lumbosacral, sympathetic
- gasserian — *see* Injury, nerve, trigeminal
- stellate — *see* Injury, nerve, thorax, sympathetic
- thoracic sympathetic — *see* Injury, nerve, thorax, sympathetic

gasserian ganglion — *see* Injury, nerve, trigeminal

gastric artery — *see* Injury, blood vessel, celiac artery, branch

gastroduodenal artery — *see* Injury, blood vessel, celiac artery, branch

gastrointestinal tract — *see* Injury, intra-abdominal
- with open wound into abdominal cavity — *see* Wound, open, with penetration into peritoneal cavity
- colon — *see* Injury, intestine, large
- rectum — *see* Injury, intestine, large, rectum
  - with open wound into abdominal cavity S36.61
- specified site NEC — *see* Injury, intra-abdominal, specified, site NEC
- stomach — *see* Injury, stomach
- small intestine — *see* Injury, intestine, small

genital organ(s)
- external S39.94
  - specified NEC S39.848
- internal S37.90
  - fallopian tube — *see* Injury, fallopian tube
  - ovary — *see* Injury, ovary
  - prostate — *see* Injury, prostate
  - seminal vesicle — *see* Injury, pelvis, organ, specified site NEC
  - uterus — *see* Injury, uterus
  - vas deferens — *see* Injury, pelvis, organ, specified site NEC
- obstetrical trauma O71.9

gland
- lacrimal laceration — *see* Injury, eye, specified site NEC
- salivary S09.93
- thyroid NEC S19.84

globe (eye) S05.90
- specified NEC S05.8X

- groin — *see* Injury, abdomen
- gum S09.90
- hand S69.9
  - blood vessel — *see* Injury, blood vessel, hand
  - contusion — *see* Contusion, hand
  - fracture — *see* Fracture, hand
  - muscle — *see* Injury, muscle, hand
  - nerve — *see* Injury, nerve, hand
  - open — *see* Wound, open, hand
  - specified NEC S69.8
  - sprain — *see* Sprain, hand
  - superficial — *see* Injury, superficial, hand
- head S09.90
  - with loss of consciousness S06.9
  - specified NEC S09.8
- heart (traumatic) S26.90
  - with hemopericardium S26.00
    - contusion S26.01
    - laceration (mild) S26.020
      - moderate S26.021
      - major S26.022
    - specified type NEC S26.09
  - contusion S26.91
  - laceration S26.92
  - non-traumatic (acute) (chronic) (non-ischemic) I5A
  - specified type NEC S26.99
  - without hemopericardium S26.10
    - contusion S26.11
    - laceration S26.12
    - specified type NEC S26.19
- heel — *see* Injury, foot
- hepatic
  - artery — *see* Injury, blood vessel, celiac artery, branch
  - duct — *see* Injury, liver
  - vein — *see* Injury, vena cava, inferior
- hip S79.91

- blood vessel — *see* Injury, blood vessel, hip
- contusion — *see* Contusion, hip
- dislocation — *see* Dislocation, hip
- fracture — *see* Fracture, femur, neck
- muscle — *see* Injury, muscle, hip
- nerve — *see* Injury, nerve, hip
- open — *see* Wound, open, hip
- sprain — *see* Sprain, hip
- superficial — *see* Injury, superficial, hip
- specified NEC S79.81 ☑

hymen S39.94 ☑

hypogastric
- blood vessel — *see* Injury, blood vessel, iliac
- plexus — *see* Injury, nerve, lumbosacral, sympathetic

ileum — *see* Injury, intestine, small

iliac region S39.91 ☑

instrumental (during surgery) — *see* Laceration, accidental complicating surgery
- birth injury — *see* Birth, injury
- nonsurgical — *see* Injury, by site
- obstetrical O71.9
  - bladder O71.5
  - cervix O71.3
  - high vaginal O71.4
  - perineal NOS O70.9
  - urethra O71.5
  - uterus O71.5
    - with rupture or perforation O71.1

internal T14.8 ☑
- aorta — *see* Injury, aorta
- bladder (sphincter) — *see* Injury, bladder
  - with
    - ectopic or molar pregnancy O08.6
  - following ectopic or molar pregnancy O08.6
  - obstetrical trauma O71.5

- bronchus, bronchi — *see* Injury, intrathoracic, bronchus
- cecum — *see* Injury, intestine, large
- cervix (uteri) (*see also* Injury, uterus)
  - with ectopic or molar pregnancy O08.6
  - following ectopic or molar pregnancy O08.6
  - obstetrical trauma O71.3
- chest — *see* Injury, intrathoracic
- gastrointestinal tract — *see* Injury, intra-abdominal
- heart — *see* Injury, heart
- intestine NEC — *see* Injury, intestine
- intrauterine — *see* Injury, uterus
- mesentery — *see* Injury, intra-abdominal, specified, site NEC
- pelvis, pelvic (organ) S37.90 ☑
  - following ectopic or molar pregnancy (subsequent episode) O08.6
  - obstetrical trauma NEC O71.5
    - rupture or perforation O71.1
  - specified NEC S39.83 ☑
- rectum — *see* Injury, intestine, large, rectum
- stomach — *see* Injury, stomach
- ureter — *see* Injury, ureter
- urethra (sphincter) following ectopic or molar pregnancy O08.6
- uterus — *see* Injury, uterus

interscapular area — *see* Injury, thorax

intestine
- large S36.509 ☑
  - ascending (right) S36.500 ☑
    - blast injury (primary) S36.510 ☑
      - secondary S36.590 ☑
    - contusion S36.520 ☑
    - laceration S36.530 ☑
    - specified type NEC S36.590 ☑
  - blast injury (primary) S36.519 ☑

- ascending (right) S36.510
- descending (left) S36.512
- rectum S36.61
- sigmoid S36.513
- specified site NEC S36.518
- transverse S36.511

contusion S36.529
- ascending (right) S36.520
- descending (left) S36.522
- rectum S36.62
- sigmoid S36.523
- specified site NEC S36.528
- transverse S36.521

descending (left) S36.502
- blast injury (primary) S36.512
  - secondary S36.592
- contusion S36.522
- laceration S36.532
- specified type NEC S36.592

laceration S36.539
- ascending (right) S36.530
- descending (left) S36.532
- rectum S36.63
- sigmoid S36.533
- specified site NEC S36.538
- transverse S36.531

rectum S36.60
- blast injury (primary) S36.61
  - secondary S36.69
- contusion S36.62
- laceration S36.63
- specified type NEC S36.69

sigmoid S36.503
- blast injury (primary) S36.513
  - secondary S36.593

- contusion S36.523
- laceration S36.533
- specified type NEC S36.593
- specified
  - site NEC S36.508
    - blast injury (primary) S36.518
      - secondary S36.598
    - contusion S36.528
    - laceration S36.538
    - specified type NEC S36.598
  - type NEC S36.599
    - ascending (right) S36.590
    - descending (left) S36.592
    - rectum S36.69
    - sigmoid S36.593
    - specified site NEC S36.598
    - transverse S36.591
- transverse S36.501
  - blast injury (primary) S36.511
    - secondary S36.591
  - contusion S36.521
  - laceration S36.531
  - specified type NEC S36.591
- small S36.409
- blast injury (primary) S36.419
  - duodenum S36.410
  - secondary S36.499
    - duodenum S36.490
    - specified site NEC S36.498
  - specified site NEC S36.418
- contusion S36.429
  - duodenum S36.420
  - specified site NEC S36.428
- duodenum S36.400
  - blast injury (primary) S36.410
    - secondary S36.490

- contusion S36.420
- laceration S36.430
- specified NEC S36.490
- laceration S36.439
  - duodenum S36.430
  - specified site NEC S36.438
- specified
  - type NEC S36.499
    - duodenum S36.490
    - specified site NEC S36.498
  - site NEC S36.408

intra-abdominal S36.90
- adrenal gland — *see* Injury, adrenal gland
- bladder — *see* Injury, bladder
- colon — *see* Injury, intestine, large
- contusion S36.92
- fallopian tube — *see* Injury, fallopian tube
- gallbladder — *see* Injury, gallbladder
- intestine — *see* Injury, intestine
- laceration S36.93
- liver — *see* Injury, liver
- kidney — *see* Injury, kidney
- ovary — *see* Injury, ovary
- pancreas — *see* Injury, pancreas
- pelvic NOS S37.90
- peritoneum — *see* Injury, intra-abdominal, specified, site NEC
- prostate — *see* Injury, prostate
- rectum — *see* Injury, intestine, large, rectum
- retroperitoneum — *see* Injury, intra-abdominal, specified, site NEC
- seminal vesicle — *see* Injury, pelvis, organ, specified site NEC
- small intestine — *see* Injury, intestine, small
- specified
  - site NEC S36.899
    - contusion S36.892
    - laceration S36.893
    - specified type NEC S36.898

- type NEC S36.99
- pelvic S37.90
  - specified
    - site NEC S37.899
      - specified type NEC S37.898
    - type NEC S37.99
- spleen — *see* Injury, spleen
- stomach — *see* Injury, stomach
- ureter — *see* Injury, ureter
- urethra — *see* Injury, urethra
- uterus — *see* Injury, uterus
- vas deferens — *see* Injury, pelvis, organ, specified site NEC

intracranial (traumatic) (*see also*, if applicable, Compression, brain, traumatic) S06.9
- cerebellar (*see also* Injury, intracranial, focal brain injury)
- cerebral edema, traumatic S06.1X
  - diffuse S06.1X
  - focal S06.1X
  - hemorrhage, traumatic — *see* Injury, intracranial, intracerebral hemorrhage, traumatic
- diffuse (axonal) S06.2X
- epidural hemorrhage (traumatic) S06.4X
- focal brain injury S06.30
  - contusion — *see* Contusion, cerebral
  - laceration — *see* Laceration, cerebral
- intracerebral hemorrhage, traumatic S06.36
  - left side S06.35
  - right side S06.34
- specified NEC S06.89
- subarachnoid hemorrhage, traumatic S06.6X
- subdural hemorrhage, traumatic S06.5X

intraocular — *see* Injury, eyeball, penetrating

intrathoracic S27.9
- bronchus S27.409
  - bilateral S27.402
  - blast injury (primary) S27.419

- bilateral S27.412
- secondary — *see* Injury, intrathoracic, bronchus, specified type NEC
- unilateral S27.411
- contusion S27.429
  - bilateral S27.422
  - unilateral S27.421
- laceration S27.439
  - bilateral S27.432
  - unilateral S27.431
- specified type NEC S27.499
  - bilateral S27.492
  - unilateral S27.491
- unilateral S27.401

diaphragm S27.809
- contusion S27.802
- laceration S27.803
- specified type NEC S27.808

esophagus (thoracic) S27.819
- contusion S27.812
- laceration S27.813
- specified type NEC S27.818

heart — *see* Injury, heart

hemopneumothorax S27.2

hemothorax S27.1

lung S27.309
- aspiration J69.0
- bilateral S27.302
- blast injury (primary) S27.319
  - bilateral S27.312
  - secondary — *see* Injury, intrathoracic, lung, specified type NEC
  - unilateral S27.311
- contusion S27.329
  - bilateral S27.322
  - unilateral S27.321
- laceration S27.339
  - bilateral S27.332
  - unilateral S27.331

- specified type NEC S27.399
  - bilateral S27.392
  - unilateral S27.391
- unilateral S27.301
- pleura S27.60
  - laceration S27.63
  - specified type NEC S27.69
- pneumothorax S27.0
- specified organ NEC S27.899
  - contusion S27.892
  - laceration S27.893
  - specified type NEC S27.898
- thoracic duct — *see* Injury, intrathoracic, specified organ NEC
- thymus gland — *see* Injury, intrathoracic, specified organ NEC
- trachea, thoracic S27.50
  - blast (primary) S27.51
  - contusion S27.52
  - laceration S27.53
  - specified type NEC S27.59

iris — *see* Injury, eye, specified site NEC
- penetrating — *see* Injury, eyeball, penetrating

jaw S09.93
jejunum — *see* Injury, intestine, small
joint NOS T14.8
- old or residual — *see* Disorder, joint, specified type NEC

kidney S37.00
- acute (nontraumatic) N17.9
- contusion — *see* Contusion, kidney
- laceration — *see* Laceration, kidney
- specified NEC S37.09

knee S89.9
- contusion — *see* Contusion, knee
- dislocation — *see* Dislocation, knee
- meniscus (lateral) (medial) — *see* Sprain, knee, specified site NEC
  - old injury or tear — *see* Derangement, knee, meniscus, due to old injury

- open — *see* Wound, open, knee
- specified NEC S89.8
- sprain — *see* Sprain, knee
- superficial — *see* Injury, superficial, knee

labium (majus) (minus) S39.94
labyrinth, ear S09.30
lacrimal apparatus, duct, gland, or sac — *see* Injury, eye, specified site NEC
larynx NEC S19.81
leg (lower) S89.9

- blood vessel — *see* Injury, blood vessel, leg
- contusion — *see* Contusion, leg
- fracture — *see* Fracture, leg
- muscle — *see* Injury, muscle, leg
- nerve — *see* Injury, nerve, leg
- open — *see* Wound, open, leg
- specified NEC S89.8
- superficial — *see* Injury, superficial, leg

lens, eye — *see* Injury, eye, specified site NEC

- penetrating — *see* Injury, eyeball, penetrating

limb NEC T14.8
lip S09.93
liver S36.119

- contusion S36.112
- laceration S36.113
  - major (stellate) S36.116
  - minor S36.114
  - moderate S36.115
- specified NEC S36.118

lower back S39.92

- specified NEC S39.82

lumbar, lumbosacral (region) S39.92

- plexus — *see* Injury, lumbosacral plexus

lumbosacral plexus S34.4
lung (*see also* Injury, intrathoracic, lung)

- aspiration J69.0
- dabbing (related) U07.0
- electronic cigarette (related) U07.0
- EVALI [e-cigarette, or vaping, product use associated] U07.0
- transfusion-related (TRALI) J95.84
- vaping (associated) (device) (product) (use) U07.0

lymphatic thoracic duct — *see* Injury, intrathoracic, specified organ NEC
malar region S09.93 ☑
mastoid region S09.90 ☑
maxilla S09.93 ☑
mediastinum — *see* Injury, intrathoracic, specified organ NEC
membrane, brain — *see* Injury, intracranial
meningeal artery — *see* Injury, intracranial, subdural hemorrhage
meninges (cerebral) — *see* Injury, intracranial
mesenteric
- artery
  - branch S35.299 ☑
    - laceration (minor) (superficial) S35.291 ☑
      - major S35.292 ☑
    - specified NEC S35.298 ☑
  - inferior S35.239 ☑
    - laceration (minor) (superficial) S35.231 ☑
      - major S35.232 ☑
    - specified NEC S35.238 ☑
  - superior S35.229 ☑
    - laceration (minor) (superficial) S35.221 ☑
      - major S35.222 ☑
    - specified NEC S35.228 ☑
- plexus (inferior) (superior) — *see* Injury, nerve, lumbosacral, sympathetic
- vein
  - inferior S35.349 ☑
    - laceration S35.341 ☑
    - specified NEC S35.348 ☑
  - superior S35.339 ☑
    - laceration S35.331 ☑
    - specified NEC S35.338 ☑

- mesentery — *see* Injury, intra-abdominal, specified site NEC
- mesosalpinx — *see* Injury, pelvic organ, specified site NEC
- middle ear S09.30
- midthoracic region NOS S29.9
- mouth S09.93
- multiple NOS T07
- muscle (and fascia) (and tendon)
  - abdomen S39.001
    - laceration S39.021
    - specified type NEC S39.091
    - strain S39.011
  - abductor
    - thumb, forearm level — *see* Injury, muscle, thumb, abductor
  - adductor
    - thigh S76.20
      - laceration S76.22
      - specified type NEC S76.29
      - strain S76.21
  - ankle — *see* Injury, muscle, foot
  - anterior muscle group, at leg level (lower) S86.20
    - laceration S86.22
    - specified type NEC S86.29
    - strain S86.21
  - arm (upper) — *see* Injury, muscle, shoulder
  - biceps (parts NEC) S46.20
    - laceration S46.22
    - long head S46.10
      - laceration S46.12
      - strain S46.11
      - specified type NEC S46.19
    - specified type NEC S46.29
    - strain S46.21
  - extensor

- finger(s) (other than thumb) — *see* Injury, muscle, finger by site, extensor
- forearm level, specified NEC — *see* Injury, muscle, forearm, extensor
- thumb — *see* Injury, muscle, thumb, extensor
- toe (large) (ankle level) (foot level) — *see* Injury, muscle, toe, extensor
- finger
  - extensor (forearm level) S56.40
    - hand level S66.309
      - laceration S66.329
      - specified type NEC S66.399
      - strain S66.319
    - laceration S56.429
    - specified type NEC S56.499
    - strain S56.419
  - flexor (forearm level) S56.10
    - hand level S66.109
      - laceration S66.129
      - specified type NEC S66.199
      - strain S66.119
    - laceration S56.129
    - specified type NEC S56.199
    - strain S56.119
  - intrinsic S66.509
    - laceration S66.529
    - specified type NEC S66.599
    - strain S66.519
  - index
    - extensor (forearm level)
      - hand level S66.308
        - laceration S66.32
        - specified type NEC S66.39
        - strain S66.31
      - specified type NEC S56.492
    - flexor (forearm level)
      - hand level S66.108

- laceration S66.12
- specified type NEC S66.19
- strain S66.11
- specified type NEC S56.19
- strain S56.11
- intrinsic S66.50
- laceration S66.52
- specified type NEC S66.59
- strain S66.51

little

- extensor (forearm level)
- hand level S66.30
- laceration S66.32
- specified type NEC S66.39
- strain S66.31
- laceration S56.42
- specified type NEC S56.49
- strain S56.41
- flexor (forearm level)
- hand level S66.10
- laceration S66.12
- specified type NEC S66.19
- strain S66.11
- laceration S56.12
- specified type NEC S56.19
- strain S56.11
- intrinsic S66.50
- laceration S66.52
- specified type NEC S66.59
- strain S66.51

middle

- extensor (forearm level)
- hand level S66.30
- laceration S66.32
- specified type NEC S66.39
- strain S66.31

- laceration S56.42
- specified type NEC S56.49
- strain S56.41

flexor (forearm level)

- hand level S66.10
  - laceration S66.12
  - specified type NEC S66.19
  - strain S66.11
- laceration S56.12
- specified type NEC S56.19
- strain S56.11

intrinsic S66.50

- laceration S66.52
- specified type NEC S66.59
- strain S66.51

ring

extensor (forearm level)

- hand level S66.30
  - laceration S66.32
  - specified type NEC S66.39
  - strain S66.31
- laceration S56.42
- specified type NEC S56.49
- strain S56.41

flexor (forearm level)

- hand level S66.10
  - laceration S66.12
  - specified type NEC S66.19
  - strain S66.11
- laceration S56.12
- specified type NEC S56.19
- strain S56.11

intrinsic S66.50

- laceration S66.52
- specified type NEC S66.59
- strain S66.51

- flexor
  - finger(s) (other than thumb) — *see* Injury, muscle, finger
  - forearm level, specified NEC — *see* Injury, muscle, forearm, flexor
  - thumb — *see* Injury, muscle, thumb, flexor
  - toe (long) (ankle level) (foot level) — *see* Injury, muscle, toe, flexor
- foot S96.90
  - intrinsic S96.20
    - laceration S96.22
    - specified type NEC S96.29
    - strain S96.21
  - laceration S96.92
  - long extensor, toe — *see* Injury, muscle, toe, extensor
  - long flexor, toe — *see* Injury, muscle, toe, flexor
  - specified
    - site NEC S96.80
      - laceration S96.82
      - specified type NEC S96.89
      - strain S96.81
    - type NEC S96.99
  - strain S96.91
- forearm (level) S56.90
  - extensor S56.50
    - laceration S56.52
    - specified type NEC S56.59
    - strain S56.51
  - flexor S56.20
    - laceration S56.22
    - specified type NEC S56.29
    - strain S56.21
  - laceration S56.92
  - specified S56.99
    - site NEC S56.80
      - laceration S56.82
      - strain S56.81
      - type NEC S56.89
  - strain S56.91

- hand (level) S66.90
  - laceration S66.92
  - specified
    - site NEC S66.80
      - laceration S66.82
      - specified type NEC S66.89
      - strain S66.81
    - type NEC S66.99
  - strain S66.91
- head S09.10
  - laceration S09.12
  - specified type NEC S09.19
  - strain S09.11
- hip NEC S76.00
  - laceration S76.02
  - specified type NEC S76.09
  - strain S76.01
- intrinsic
  - ankle and foot level — *see* Injury, muscle, foot, intrinsic
  - finger (other than thumb) — *see* Injury, muscle, finger by site, intrinsic
  - foot (level) — *see* Injury, muscle, foot, intrinsic
  - thumb — *see* Injury, muscle, thumb, intrinsic
- leg (level) (lower) S86.90
  - Achilles tendon — *see* Injury, Achilles tendon
  - anterior muscle group — *see* Injury, muscle, anterior muscle group
  - laceration S86.92
  - peroneal muscle group — *see* Injury, muscle, peroneal muscle group
  - posterior muscle group — *see* Injury, muscle, posterior muscle group, leg level
  - specified
    - site NEC S86.80
      - laceration S86.82
      - specified type NEC S86.89
      - strain S86.81
    - type NEC S86.99
  - strain S86.91
- long

- extensor toe, at ankle and foot level — *see* Injury, muscle, toe, extensor
- flexor, toe, at ankle and foot level — *see* Injury, muscle, toe, flexor
- head, biceps — *see* Injury, muscle, biceps, long head
- lower back S39.002
  - laceration S39.022
  - specified type NEC S39.092
  - strain S39.012
- neck (level) S16.9
  - laceration S16.2
  - specified type NEC S16.8
  - strain S16.1
- pelvis S39.003
  - laceration S39.023
  - specified type NEC S39.093
  - strain S39.013
- peroneal muscle group, at leg level (lower) S86.30
  - laceration S86.32
  - specified type NEC S86.39
  - strain S86.31
- posterior muscle (group)
  - leg level (lower) S86.10
    - laceration S86.12
    - specified type NEC S86.19
    - strain S86.11
  - thigh level S76.30
    - laceration S76.32
    - specified type NEC S76.39
    - strain S76.31
- quadriceps (thigh) S76.10
  - laceration S76.12
  - specified type NEC S76.19
  - strain S76.11
- shoulder S46.90
  - laceration S46.92
  - rotator cuff — *see* Injury, rotator cuff
  - specified site NEC S46.80

- laceration S46.82
- strain S46.81
- specified type NEC S46.89
- strain S46.91
- specified type NEC S46.99

thigh NEC (level) S76.90
- adductor — *see* Injury, muscle, adductor, thigh
- laceration S76.92
- posterior muscle (group) — *see* Injury, muscle, posterior muscle, thigh level
- quadriceps — *see* Injury, muscle, quadriceps
- specified
  - site NEC S76.80
    - laceration S76.82
    - specified type NEC S76.89
    - strain S76.81
  - type NEC S76.99
- strain S76.91

thorax (level) S29.009
- back wall S29.002
- front wall S29.001
- laceration S29.029
  - back wall S29.022
  - front wall S29.021
- specified type NEC S29.099
  - back wall S29.092
  - front wall S29.091
- strain S29.019
  - back wall S29.012
  - front wall S29.011

thumb
- abductor (forearm level) S56.30
  - laceration S56.32
  - specified type NEC S56.39
  - strain S56.31
- extensor (forearm level) S56.30
  - hand level S66.20

- laceration S66.22
- specified type NEC S66.29
- strain S66.21
- laceration S56.32
- specified type NEC S56.39
- strain S56.31
- flexor (forearm level) S56.00
- hand level S66.00
- laceration S66.02
- specified type NEC S66.09
- strain S66.01
- laceration S56.02
- specified type NEC S56.09
- strain S56.01
- wrist level — *see* Injury, muscle, thumb, flexor, hand level
- intrinsic S66.40
- laceration S66.42
- specified type NEC S66.49
- strain S66.41
- toe (*see also* Injury, muscle, foot)
- extensor, long S96.10
- laceration S96.12
- specified type NEC S96.19
- strain S96.11
- flexor, long S96.00
- laceration S96.02
- specified type NEC S96.09
- strain S96.01
- triceps S46.30
- laceration S46.32
- specified type NEC S46.39
- strain S46.31
- wrist (and hand) level — *see* Injury, muscle, hand
- musculocutaneous nerve — *see* Injury, nerve, musculocutaneous
- myocardial (acute) (chronic) (non-ischemic) (non-traumatic) I5A
- traumatic — *see* Injury, heart

- myocardium (*see also* Injury, heart)
  - non-traumatic — *see* Injury, myocardial
- nape — *see* Injury, neck
- nasal (septum) (sinus) S09.92 ☑
- nasopharynx S09.92 ☑
- neck S19.9 ☑
  - specified NEC S19.80 ☑
    - specified site NEC S19.89 ☑
- nerve NEC T14.8 ☑
  - abdomen S34.9 ☑
    - peripheral S34.6 ☑
    - specified site NEC S34.8 ☑
  - abducens S04.4 ☑
    - contusion S04.4 ☑
    - laceration S04.4 ☑
    - specified type NEC S04.4 ☑
  - abducent — *see* Injury, nerve, abducens
  - accessory S04.7 ☑
    - contusion S04.7 ☑
    - laceration S04.7 ☑
    - specified type NEC S04.7 ☑
  - acoustic S04.6 ☑
    - contusion S04.6 ☑
    - laceration S04.6 ☑
    - specified type NEC S04.6 ☑
  - ankle S94.9 ☑
    - cutaneous sensory S94.3 ☑
    - specified site NEC — *see* subcategory S94.8 ☑
  - anterior crural, femoral — *see* Injury, nerve, femoral
  - arm (upper) S44.9 ☑

- axillary — *see* Injury, nerve, axillary
- cutaneous — *see* Injury, nerve, cutaneous, arm
- median — *see* Injury, nerve, median, upper arm
- musculocutaneous — *see* Injury, nerve, musculocutaneous
- radial — *see* Injury, nerve, radial, upper arm
- specified site NEC — *see* subcategory S44.8
- ulnar — *see* Injury, nerve, ulnar, arm

auditory — *see* Injury, nerve, acoustic
axillary S44.3
brachial plexus — *see* Injury, brachial plexus
cervical sympathetic S14.5
cranial S04.9
- contusion S04.9
- eighth (acoustic or auditory) — *see* Injury, nerve, acoustic
- eleventh (accessory) — *see* Injury, nerve, accessory
- fifth (trigeminal) — *see* Injury, nerve, trigeminal
- first (olfactory) — *see* Injury, nerve, olfactory
- fourth (trochlear) — *see* Injury, nerve, trochlear
- laceration S04.9
- ninth (glossopharyngeal) — *see* Injury, nerve, glossopharyngeal
- second (optic) — *see* Injury, nerve, optic
- seventh (facial) — *see* Injury, nerve, facial
- sixth (abducent) — *see* Injury, nerve, abducens
- specified
  - nerve NEC S04.89
    - contusion S04.89
    - laceration S04.89
    - specified type NEC S04.89
  - type NEC S04.9
- tenth (pneumogastric or vagus) — *see* Injury, nerve, vagus
- third (oculomotor) — *see* Injury, nerve, oculomotor
- twelfth (hypoglossal) — *see* Injury, nerve, hypoglossal

cutaneous sensory

- ankle (level) S94.3 ☑
- arm (upper) (level) S44.5 ☑
- foot (level) — *see* Injury, nerve, cutaneous sensory, ankle
- forearm (level) S54.3 ☑
- hip (level) S74.2 ☑
- leg (lower level) S84.2 ☑
- shoulder (level) — *see* Injury, nerve, cutaneous sensory, arm
- thigh (level) — *see* Injury, nerve, cutaneous sensory, hip

deep peroneal — *see* Injury, nerve, peroneal, foot
digital
- finger S64.4 ☑
  - index S64.49 ☑
  - little S64.49 ☑
  - middle S64.49 ☑
  - ring S64.49 ☑
- thumb S64.3 ☑
- toe — *see* Injury, nerve, ankle, specified site NEC

eighth cranial (acoustic or auditory) — *see* Injury, nerve, acoustic
eleventh cranial (accessory) — *see* Injury, nerve, accessory
facial S04.5 ☑
- contusion S04.5 ☑
- laceration S04.5 ☑
- newborn P11.3
- specified type NEC S04.5 ☑

femoral (hip level) (thigh level) S74.1 ☑
fifth cranial (trigeminal) — *see* Injury, nerve, trigeminal
finger (digital) — *see* Injury, nerve, digital, finger
first cranial (olfactory) — *see* Injury, nerve, olfactory
foot S94.9 ☑
- cutaneous sensory S94.3 ☑
- deep peroneal S94.2 ☑
- lateral plantar S94.0 ☑
- medial plantar S94.1 ☑
- specified site NEC — *see* subcategory S94.8 ☑

forearm (level) S54.9 ☑

- cutaneous sensory — *see* Injury, nerve, cutaneous sensory, forearm
- median — *see* Injury, nerve, median
- radial — *see* Injury, nerve, radial
- specified site NEC — *see* subcategory S54.8
- ulnar — *see* Injury, nerve, ulnar

fourth cranial (trochlear) — *see* Injury, nerve, trochlear

glossopharyngeal S04.89

- specified type NEC S04.89

hand S64.9

- median — *see* Injury, nerve, median, hand
- radial — *see* Injury, nerve, radial, hand
- specified NEC — *see* subcategory S64.8
- ulnar — *see* Injury, nerve, ulnar, hand

hip (level) S74.9

- cutaneous sensory — *see* Injury, nerve, cutaneous sensory, hip
- femoral — *see* Injury, nerve, femoral
- sciatic — *see* Injury, nerve, sciatic
- specified site NEC — *see* subcategory S74.8

hypoglossal S04.89

- specified type NEC S04.89

lateral plantar S94.0

leg (lower) S84.9

- cutaneous sensory — *see* Injury, nerve, cutaneous sensory, leg
- peroneal — *see* Injury, nerve, peroneal
- specified site NEC — *see* subcategory S84.8
- tibial — *see* Injury, nerve, tibial
- upper — *see* Injury, nerve, thigh

lower

- back — *see* Injury, nerve, abdomen, specified site NEC
  - peripheral — *see* Injury, nerve, abdomen, peripheral
- limb — *see* Injury, nerve, leg

lumbar spinal — *see* Injury, spinal, lumbar

- peripheral S34.6
- root S34.21
- sympathetic S34.5

lumbar plexus — *see* Injury, nerve, lumbosacral, sympathetic

lumbosacral

- lumbar plexus — *see* Injury, nerve, lumbosacral, sympathetic
- lumbosacral
  - plexus — *see* Injury, nerve, lumbosacral, sympathetic
  - sympathetic S34.5
- medial plantar S94.1
- median (forearm level) S54.1
  - hand (level) S64.1
  - upper arm (level) S44.1
  - wrist (level) — *see* Injury, nerve, median, hand
- musculocutaneous S44.4
- musculospiral (upper arm level) — *see* Injury, nerve, radial, upper arm
- neck S14.9
  - peripheral S14.4
  - specified site NEC S14.8
  - sympathetic S14.5
- ninth cranial (glossopharyngeal) — *see* Injury, nerve, glossopharyngeal
- oculomotor S04.1
  - contusion S04.1
  - laceration S04.1
  - specified type NEC S04.1
- olfactory S04.81
  - specified type NEC S04.81
- optic S04.01
  - contusion S04.01
  - laceration S04.01
  - specified type NEC S04.01
- pelvic girdle — *see* Injury, nerve, hip
- pelvis — *see* Injury, nerve, abdomen, specified site NEC
  - peripheral — *see* Injury, nerve, abdomen, peripheral
- peripheral NEC T14.8
  - abdomen — *see* Injury, nerve, abdomen, peripheral
  - lower back — *see* Injury, nerve, abdomen, peripheral
  - neck — *see* Injury, nerve, neck, peripheral
  - pelvis — *see* Injury, nerve, abdomen, peripheral
  - specified NEC T14.8
- peroneal (lower leg level) S84.1
  - foot S94.2
- plexus

- brachial — *see* Injury, brachial plexus
- celiac, coeliac — *see* Injury, nerve, lumbosacral, sympathetic
- mesenteric, inferior — *see* Injury, nerve, lumbosacral, sympathetic
- sacral — *see* Injury, lumbosacral plexus
- spinal
  - brachial — *see* Injury, brachial plexus
  - lumbosacral — *see* Injury, lumbosacral plexus
- pneumogastric — *see* Injury, nerve, vagus
- radial (forearm level) S54.2 ☑
  - hand (level) S64.2 ☑
  - upper arm (level) S44.2 ☑
  - wrist (level) — *see* Injury, nerve, radial, hand
- root — *see* Injury, nerve, spinal, root
- sacral plexus — *see* Injury, lumbosacral plexus
- sacral spinal — *see* Injury, spinal, sacral
  - peripheral S34.6 ☑
  - root S34.22 ☑
  - sympathetic S34.5 ☑
- sciatic (hip level) (thigh level) S74.0 ☑
- second cranial (optic) — *see* Injury, nerve, optic
- seventh cranial (facial) — *see* Injury, nerve, facial
- shoulder — *see* Injury, nerve, arm
- sixth cranial (abducent) — *see* Injury, nerve, abducens
- spinal
  - plexus — *see* Injury, nerve, plexus, spinal
  - root
    - cervical S14.2 ☑
    - dorsal S24.2 ☑
    - lumbar S34.21 ☑
    - sacral S34.22 ☑
    - thoracic — *see* Injury, nerve, spinal, root, dorsal
- splanchnic — *see* Injury, nerve, lumbosacral, sympathetic
- sympathetic NEC — *see* Injury, nerve, lumbosacral, sympathetic
  - cervical — *see* Injury, nerve, cervical sympathetic
- tenth cranial (pneumogastric or vagus) — *see* Injury, nerve, vagus
- thigh (level) — *see* Injury, nerve, hip

- cutaneous sensory — *see* Injury, nerve, cutaneous sensory, hip
- femoral — *see* Injury, nerve, femoral
- sciatic — *see* Injury, nerve, sciatic
- specified NEC — *see* Injury, nerve, hip

third cranial (oculomotor) — *see* Injury, nerve, oculomotor
thorax S24.9 ☑
- peripheral S24.3 ☑
- specified site NEC S24.8 ☑
- sympathetic S24.4 ☑

thumb, digital — *see* Injury, nerve, digital, thumb
tibial (lower leg level) (posterior) S84.0 ☑
toe — *see* Injury, nerve, ankle
trigeminal S04.3 ☑
- contusion S04.3 ☑
- laceration S04.3 ☑
- specified type NEC S04.3 ☑

trochlear S04.2 ☑
- contusion S04.2 ☑
- laceration S04.2 ☑
- specified type NEC S04.2 ☑

twelfth cranial (hypoglossal) — *see* Injury, nerve, hypoglossal
ulnar (forearm level) S54.0 ☑
- arm (upper) (level) S44.0 ☑
- hand (level) S64.0 ☑
- wrist (level) — *see* Injury, nerve, ulnar, hand

vagus S04.89 ☑
- specified type NEC S04.89 ☑

wrist (level) — *see* Injury, nerve, hand

ninth cranial nerve (glossopharyngeal) — *see* Injury, nerve, glossopharyngeal
nose (septum) S09.92 ☑
obstetrical O71.9
- specified NEC O71.89

occipital (region) (scalp) S09.90 ☑
- lobe — *see* Injury, intracranial

- optic chiasm S04.02
- optic radiation S04.03
- optic tract and pathways S04.03
- orbit, orbital (region) — *see* Injury, eye
  - penetrating (with foreign body) — *see* Injury, eye, orbit, penetrating
  - specified NEC — *see* Injury, eye, specified site NEC
- ovary, ovarian S37.409
  - bilateral S37.402
    - contusion S37.422
    - laceration S37.432
    - specified type NEC S37.492
  - blood vessel — *see* Injury, blood vessel, ovarian
  - contusion S37.429
    - bilateral S37.422
    - unilateral S37.421
  - laceration S37.439
    - bilateral S37.432
    - unilateral S37.431
  - specified type NEC S37.499
    - bilateral S37.492
    - unilateral S37.491
  - unilateral S37.401
    - contusion S37.421
    - laceration S37.431
    - specified type NEC S37.491
- palate (hard) (soft) S09.93
- pancreas S36.209
  - body S36.201
    - contusion S36.221
    - laceration S36.231
      - major S36.261
      - minor S36.241
      - moderate S36.251
    - specified type NEC S36.291

- contusion S36.229
- head S36.200
  - contusion S36.220
  - laceration S36.230
    - major S36.260
    - minor S36.240
    - moderate S36.250
  - specified type NEC S36.290
- laceration S36.239
  - major S36.269
  - minor S36.249
  - moderate S36.259
- specified type NEC S36.299
- tail S36.202
  - contusion S36.222
  - laceration S36.232
    - major S36.262
    - minor S36.242
    - moderate S36.252
  - specified type NEC S36.292

parietal (region) (scalp) S09.90
- lobe — *see* Injury, intracranial

patellar ligament (tendon) S76.10
- laceration S76.12
- specified NEC S76.19
- strain S76.11

pelvis, pelvic (floor) S39.93
- complicating delivery O70.1
- joint or ligament, complicating delivery O71.6
- organ S37.90
  - with ectopic or molar pregnancy O08.6
  - complication of abortion — *see* Abortion
  - contusion S37.92
  - following ectopic or molar pregnancy O08.6
  - laceration S37.93
  - obstetrical trauma NEC O71.5
  - specified

- site NEC S37.899
  - contusion S37.892
  - laceration S37.893
  - specified type NEC S37.898
- type NEC S37.99
- specified NEC S39.83
- penis S39.94
- perineum S39.94
- peritoneum S36.81
  - laceration S36.893
- periurethral tissue — *see* Injury, urethra
  - complicating delivery O71.82
- phalanges
  - foot — *see* Injury, foot
  - hand — *see* Injury, hand
- pharynx NEC S19.85
- pleura — *see* Injury, intrathoracic, pleura
- plexus
  - brachial — *see* Injury, brachial plexus
  - cardiac — *see* Injury, nerve, thorax, sympathetic
  - celiac, coeliac — *see* Injury, nerve, lumbosacral, sympathetic
  - esophageal — *see* Injury, nerve, thorax, sympathetic
  - hypogastric — *see* Injury, nerve, lumbosacral, sympathetic
  - lumbar, lumbosacral — *see* Injury, lumbosacral plexus
  - mesenteric — *see* Injury, nerve, lumbosacral, sympathetic
  - pulmonary — *see* Injury, nerve, thorax, sympathetic
- postcardiac surgery (syndrome) I97.0
- prepuce S39.94
- pressure
  - injury — *see* Ulcer, pressure, by site
- prostate S37.829
  - contusion S37.822
  - laceration S37.823
  - specified type NEC S37.828

- pubic region S39.94
- pudendum S39.94
- pulmonary plexus — *see* Injury, nerve, thorax, sympathetic
- rectovaginal septum NEC S39.83
- rectum — *see* Injury, intestine, large, rectum
- retina — *see* Injury, eye, specified site NEC
  - penetrating — *see* Injury, eyeball, penetrating
- retroperitoneal — *see* Injury, intra-abdominal, specified site NEC
- rotator cuff (muscle(s)) (tendon(s)) S46.00
  - laceration S46.02
  - specified type NEC S46.09
  - strain S46.01
- round ligament — *see* Injury, pelvic organ, specified site NEC
- sacral plexus — *see* Injury, lumbosacral plexus
- salivary duct or gland S09.93
- scalp S09.90
  - newborn (birth injury) P12.9
    - due to monitoring (electrode) (sampling incision) P12.4
    - specified NEC P12.89
      - caput succedaneum P12.81
- scapular region — *see* Injury, shoulder
- sclera — *see* Injury, eye, specified site NEC
  - penetrating — *see* Injury, eyeball, penetrating
- scrotum S39.94
- second cranial nerve (optic) — *see* Injury, nerve, optic
- self-inflicted, without suicidal intent R45.88
- seminal vesicle — *see* Injury, pelvic organ, specified site NEC
- seventh cranial nerve (facial) — *see* Injury, nerve, facial
- shoulder S49.9

- blood vessel — *see* Injury, blood vessel, arm
- contusion — *see* Contusion, shoulder
- dislocation — *see* Dislocation, shoulder
- fracture — *see* Fracture, shoulder
- muscle — *see* Injury, muscle, shoulder
- nerve — *see* Injury, nerve, shoulder
- open — *see* Wound, open, shoulder
- specified type NEC S49.8
- sprain — *see* Sprain, shoulder girdle
- superficial — *see* Injury, superficial, shoulder

sinus
- cavernous — *see* Injury, intracranial
- nasal S09.92

sixth cranial nerve (abducent) — *see* Injury, nerve, abducens
skeleton, birth injury P13.9
- specified part NEC P13.8

skin NEC T14.8
- surface intact — *see* Injury, superficial

skull NEC S09.90
specified NEC T14.8
spermatic cord (pelvic region) S37.898
- scrotal region S39.848

spinal (cord)
- cervical (neck) S14.109
  - anterior cord syndrome S14.139
    - C1 level S14.131
    - C2 level S14.132
    - C3 level S14.133
    - C4 level S14.134
    - C5 level S14.135
    - C6 level S14.136
    - C7 level S14.137
    - C8 level S14.138
  - Brown-Séquard syndrome S14.149

- C1 level S14.141
- C2 level S14.142
- C3 level S14.143
- C4 level S14.144
- C5 level S14.145
- C6 level S14.146
- C7 level S14.147
- C8 level S14.148

C1 level S14.101
C2 level S14.102
C3 level S14.103
C4 level S14.104
C5 level S14.105
C6 level S14.106
C7 level S14.107
C8 level S14.108
central cord syndrome S14.129

- C1 level S14.121
- C2 level S14.122
- C3 level S14.123
- C4 level S14.124
- C5 level S14.125
- C6 level S14.126
- C7 level S14.127
- C8 level S14.128

complete lesion S14.119

- C1 level S14.111
- C2 level S14.112
- C3 level S14.113
- C4 level S14.114
- C5 level S14.115
- C6 level S14.116
- C7 level S14.117
- C8 level S14.118

- concussion S14.0
- edema S14.0
- incomplete lesion specified NEC S14.159
  - C1 level S14.151
  - C2 level S14.152
  - C3 level S14.153
  - C4 level S14.154
  - C5 level S14.155
  - C6 level S14.156
  - C7 level S14.157
  - C8 level S14.158
- posterior cord syndrome S14.159
  - C1 level S14.151
  - C2 level S14.152
  - C3 level S14.153
  - C4 level S14.154
  - C5 level S14.155
  - C6 level S14.156
  - C7 level S14.157
  - C8 level S14.158

dorsal — *see* Injury, spinal, thoracic

lumbar S34.109
- complete lesion S34.119
  - L1 level S34.111
  - L2 level S34.112
  - L3 level S34.113
  - L4 level S34.114
  - L5 level S34.115
- concussion S34.01
- edema S34.01
- incomplete lesion S34.129
  - L1 level S34.121
  - L2 level S34.122
  - L3 level S34.123
  - L4 level S34.124
  - L5 level S34.125

- L1 level S34.101
- L2 level S34.102
- L3 level S34.103
- L4 level S34.104
- L5 level S34.105

nerve root NEC
- cervical — *see* Injury, nerve, spinal, root, cervical
- dorsal — *see* Injury, nerve, spinal, root, dorsal
- lumbar S34.21
- sacral S34.22
- thoracic — *see* Injury, nerve, spinal, root, dorsal

plexus
- brachial — *see* Injury, brachial plexus
- lumbosacral — *see* Injury, lumbosacral plexus

sacral S34.139
- complete lesion S34.131
- incomplete lesion S34.132

thoracic S24.109
- anterior cord syndrome S24.139
  - T1 level S24.131
  - T2-T6 level S24.132
  - T7-T10 level S24.133
  - T11-T12 level S24.134
- Brown-Séquard syndrome S24.149
  - T1 level S24.141
  - T2-T6 level S24.142
  - T7-T10 level S24.143
  - T11-T12 level S24.144
- complete lesion S24.119
  - T1 level S24.111
  - T2-T6 level S24.112
  - T7-T10 level S24.113
  - T11-T12 level S24.114
- concussion S24.0
- edema S24.0
- incomplete lesion specified NEC S24.159

- T1 level S24.151
- T2-T6 level S24.152
- T7-T10 level S24.153
- T11-T12 level S24.154
- posterior cord syndrome S24.159
  - T1 level S24.151
  - T2-T6 level S24.152
  - T7-T10 level S24.153
  - T11-T12 level S24.154
- T1 level S24.101
- T2-T6 level S24.102
- T7-T10 level S24.103
- T11-T12 level S24.104

splanchnic nerve — *see* Injury, nerve, lumbosacral, sympathetic
spleen S36.00
- contusion S36.029
  - major S36.021
  - minor S36.020
- laceration S36.039
  - major (massive) (stellate) S36.032
  - moderate S36.031
  - superficial (capsular) (minor) S36.030
- specified type NEC S36.09

splenic artery — *see* Injury, blood vessel, celiac artery, branch
stellate ganglion — *see* Injury, nerve, thorax, sympathetic
sternal region S29.9
stomach S36.30
- contusion S36.32
- laceration S36.33
- specified type NEC S36.39

subconjunctival — *see* Injury, eye, conjunctiva
subcutaneous NEC T14.8
submaxillary region S09.93
submental region S09.93
subungual

- fingers — *see* Injury, hand
- toes — *see* Injury, foot

superficial NEC T14.8
- abdomen, abdominal (wall) S30.92
  - abrasion S30.811
  - bite S30.871
    - insect S30.861
  - contusion S30.11
  - external constriction S30.841
  - foreign body S30.851
- abrasion — *see* Abrasion, by site
- adnexa, eye NEC — *see* Injury, eye, specified site NEC
- alveolar process — *see* Injury, superficial, oral cavity
- ankle S90.91
  - abrasion — *see* Abrasion, ankle
  - blister — *see* Blister, ankle
  - bite — *see* Bite, ankle
  - contusion — *see* Contusion, ankle
  - external constriction — *see* Constriction, external, ankle
  - foreign body — *see* Foreign body, superficial, ankle
- anus S30.98
- arm (upper) S40.92
  - abrasion — *see* Abrasion, arm
  - bite — *see* Bite, superficial, arm
  - blister — *see* Blister, arm (upper)
  - contusion — *see* Contusion, arm
  - external constriction — *see* Constriction, external, arm
  - foreign body — *see* Foreign body, superficial, arm
- auditory canal (external) (meatus) — *see* Injury, superficial, ear
- auricle — *see* Injury, superficial, ear
- axilla — *see* Injury, superficial, arm
- back (*see also* Injury, superficial, thorax, back)
  - lower S30.91

- abrasion S30.810
- contusion S30.0
- external constriction S30.840
- superficial
  - bite NEC S30.870
    - insect S30.860
  - foreign body S30.850

bite NEC — *see* Bite, superficial NEC, by site
blister — *see* Blister, by site
breast S20.10
- abrasion — *see* Abrasion, breast
- bite — *see* Bite, superficial, breast
- contusion — *see* Contusion, breast
- external constriction — *see* Constriction, external, breast
- foreign body — *see* Foreign body, superficial, breast

brow — *see* Injury, superficial, head, specified NEC
buttock S30.91
calf — *see* Injury, superficial, leg
canthus, eye — *see* Injury, superficial, periocular area
cheek (external) — *see* Injury, superficial, head, specified NEC
- internal — *see* Injury, superficial, oral cavity

chest wall — *see* Injury, superficial, thorax
chin — *see* Injury, superficial, head NEC
clitoris S30.95
conjunctiva — *see* Injury, eye, conjunctiva
- with foreign body (in conjunctival sac) — *see* Foreign body, conjunctival sac

contusion — *see* Contusion, by site
costal region — *see* Injury, superficial, thorax
digit(s)
- hand — *see* Injury, superficial, finger

ear (auricle) (canal) (external) S00.40
- abrasion — *see* Abrasion, ear
- bite — *see* Bite, superficial, ear
- contusion — *see* Contusion, ear
- external constriction — *see* Constriction, external, ear
- foreign body — *see* Foreign body, superficial, ear

elbow S50.90

- abrasion — *see* Abrasion, elbow
- bite — *see* Bite, superficial, elbow
- blister — *see* Blister, elbow
- contusion — *see* Contusion, elbow
- external constriction — *see* Constriction, external, elbow
- foreign body — *see* Foreign body, superficial, elbow

epididymis S30.94
epigastric region S30.92
epiglottis — *see* Injury, superficial, throat
esophagus
- cervical — *see* Injury, superficial, throat

external constriction — *see* Constriction, external, by site
extremity NEC T14.8
eyeball NEC — *see* Injury, eye, specified site NEC
eyebrow — *see* Injury, superficial, periocular area
eyelid S00.20
- abrasion — *see* Abrasion, eyelid
- bite — *see* Bite, superficial, eyelid
- contusion — *see* Contusion, eyelid
- external constriction — *see* Constriction, external, eyelid
- foreign body — *see* Foreign body, superficial, eyelid

face NEC — *see* Injury, superficial, head, specified NEC
finger(s) S60.949
- abrasion — *see* Abrasion, finger
- bite — *see* Bite, superficial, finger
- blister — *see* Blister, finger
- contusion — *see* Contusion, finger
- external constriction — *see* Constriction, external, finger
- foreign body — *see* Foreign body, superficial, finger
- insect bite — *see* Bite, by site, superficial, insect
- index S60.94
- little S60.94
- middle S60.94
- ring S60.94

flank S30.9A
foot S90.92

- abrasion — *see* Abrasion, foot
- bite — *see* Bite, foot
- blister — *see* Blister, foot
- contusion — *see* Contusion, foot
- external constriction — *see* Constriction, external, foot
- foreign body — *see* Foreign body, superficial, foot

forearm S50.91 ☑
- abrasion — *see* Abrasion, forearm
- bite — *see* Bite, forearm, superficial
- blister — *see* Blister, forearm
- contusion — *see* Contusion, forearm
- elbow only — *see* Injury, superficial, elbow
- external constriction — *see* Constriction, external, forearm
- foreign body — *see* Foreign body, superficial, forearm

forehead — *see* Injury, superficial, head NEC

foreign body — *see* Foreign body, superficial

genital organs, external
- female S30.97 ☑
- male S30.96 ☑

globe (eye) — *see* Injury, eye, specified site NEC

groin S30.92 ☑

gum — *see* Injury, superficial, oral cavity

hand S60.92 ☑
- abrasion — *see* Abrasion, hand
- bite — *see* Bite, superficial, hand
- contusion — *see* Contusion, hand
- external constriction — *see* Constriction, external, hand
- foreign body — *see* Foreign body, superficial, hand

head S00.90 ☑
- ear — *see* Injury, superficial, ear
- eyelid — *see* Injury, superficial, eyelid
- nose S00.30 ☑
- oral cavity S00.502 ☑
- scalp S00.00 ☑
- specified site NEC S00.80 ☑

heel — *see* Injury, superficial, foot
hip S70.91 ☑
- abrasion — *see* Abrasion, hip
- bite — *see* Bite, superficial, hip
- blister — *see* Blister, hip
- contusion — *see* Contusion, hip
- external constriction — *see* Constriction, external, hip
- foreign body — *see* Foreign body, superficial, hip

iliac region — *see* Injury, superficial, abdomen
inguinal region — *see* Injury, superficial, abdomen
insect bite — *see* Bite, by site, superficial, insect
interscapular region — *see* Injury, superficial, thorax, back
jaw — *see* Injury, superficial, head, specified NEC
knee S80.91 ☑
- abrasion — *see* Abrasion, knee
- bite — *see* Bite, superficial, knee
- blister — *see* Blister, knee
- contusion — *see* Contusion, knee
- external constriction — *see* Constriction, external, knee
- foreign body — *see* Foreign body, superficial, knee

labium (majus) (minus) S30.95 ☑
lacrimal (apparatus) (gland) (sac) — *see* Injury, eye, specified site NEC
larynx — *see* Injury, superficial, throat
leg (lower) S80.92 ☑
- abrasion — *see* Abrasion, leg
- bite — *see* Bite, superficial, leg
- contusion — *see* Contusion, leg
- external constriction — *see* Constriction, external, leg
- foreign body — *see* Foreign body, superficial, leg
- knee — *see* Injury, superficial, knee

- limb NEC T14.8
- lip S00.501
- lower back S30.91
- lumbar region S30.91
- malar region — *see* Injury, superficial, head, specified NEC
- mammary — *see* Injury, superficial, breast
- mastoid region — *see* Injury, superficial, head, specified NEC
- mouth — *see* Injury, superficial, oral cavity
- muscle NEC T14.8
- nail NEC T14.8
  - finger — *see* Injury, superficial, finger
  - toe — *see* Injury, superficial, toe
- nasal (septum) — *see* Injury, superficial, nose
- neck S10.90
  - specified site NEC S10.80
- nose (septum) S00.30
- occipital region — *see* Injury, superficial, scalp
- oral cavity S00.502
- orbital region — *see* Injury, superficial, periocular area
- palate — *see* Injury, superficial, oral cavity
- palm — *see* Injury, superficial, hand
- parietal region — *see* Injury, superficial, scalp
- pelvis S30.91
  - girdle — *see* Injury, superficial, hip
- penis S30.93
- perineum
  - female S30.95
  - male S30.91
- periocular area S00.20
  - abrasion — *see* Abrasion, eyelid
  - bite — *see* Bite, superficial, eyelid
  - contusion — *see* Contusion, eyelid
  - external constriction — *see* Constriction, external, eyelid
  - foreign body — *see* Foreign body, superficial, eyelid
- phalanges

- finger — *see* Injury, superficial, finger
- toe — *see* Injury, superficial, toe

pharynx — *see* Injury, superficial, throat
pinna — *see* Injury, superficial, ear
popliteal space — *see* Injury, superficial, knee
prepuce S30.93
pubic region S30.91
pudendum
- female S30.97
- male S30.96

sacral region S30.91
scalp S00.00
scapular region — *see* Injury, superficial, shoulder
sclera — *see* Injury, eye, specified site NEC
scrotum S30.94
shin — *see* Injury, superficial, leg
shoulder S40.91
- abrasion — *see* Abrasion, shoulder
- bite — *see* Bite, superficial, shoulder
- blister — *see* Blister, shoulder
- contusion — *see* Contusion, shoulder
- external constriction — *see* Constriction, external, shoulder
- foreign body — *see* Foreign body, superficial, shoulder

skin NEC T14.8
sternal region — *see* Injury, superficial, thorax, front
subconjunctival — *see* Injury, eye, specified site NEC
subcutaneous NEC T14.8
submaxillary region — *see* Injury, superficial, head, specified NEC
submental region — *see* Injury, superficial, head, specified NEC
subungual
- finger(s) — *see* Injury, superficial, finger
- toe(s) — *see* Injury, superficial, toe

- supraclavicular fossa — *see* Injury, superficial, neck
- supraorbital — *see* Injury, superficial, head, specified NEC
- temple — *see* Injury, superficial, head, specified NEC
- temporal region — *see* Injury, superficial, head, specified NEC
- testis S30.94
- thigh S70.92
  - abrasion — *see* Abrasion, thigh
  - bite — *see* Bite, superficial, thigh
  - blister — *see* Blister, thigh
  - contusion — *see* Contusion, thigh
  - external constriction — *see* Constriction, external, thigh
  - foreign body — *see* Foreign body, superficial, thigh
- thorax, thoracic (wall) S20.90
  - abrasion — *see* Abrasion, thorax
  - back S20.40
  - bite — *see* Bite, thorax, superficial
  - blister — *see* Blister, thorax
  - contusion — *see* Contusion, thorax
  - external constriction — *see* Constriction, external, thorax
  - foreign body — *see* Foreign body, superficial, thorax
  - front S20.30
- throat S10.10
  - abrasion S10.11
  - bite S10.17
    - insect S10.16
  - blister S10.12
  - contusion S10.0
  - external constriction S10.14
  - foreign body S10.15
- thumb S60.93

- abrasion — *see* Abrasion, thumb
- bite — *see* Bite, superficial, thumb
- blister — *see* Blister, thumb
- contusion — *see* Contusion, thumb
- external constriction — *see* Constriction, external, thumb
- foreign body — *see* Foreign body, superficial, thumb
- insect bite — *see* Bite, by site, superficial, insect
- specified type NEC S60.39 ☑

toe(s) S90.93 ☑
- abrasion — *see* Abrasion, toe
- bite — *see* Bite, toe
- blister — *see* Blister, toe
- contusion — *see* Contusion, toe
- external constriction — *see* Constriction, external, toe
- foreign body — *see* Foreign body, superficial, toe
- great S90.93 ☑

tongue — *see* Injury, superficial, oral cavity
tooth, teeth — *see* Injury, superficial, oral cavity
trachea S10.10 ☑
tunica vaginalis S30.94 ☑
tympanum, tympanic membrane — *see* Injury, superficial, ear
uvula — *see* Injury, superficial, oral cavity
vagina S30.95 ☑
vocal cords — *see* Injury, superficial, throat
vulva S30.95 ☑
wrist S60.91 ☑

supraclavicular region — *see* Injury, neck
supraorbital S09.93 ☑
suprarenal gland (multiple) — *see* Injury, adrenal
surgical complication (external or internal site) — *see* Laceration, accidental complicating surgery
temple S09.90 ☑
temporal region S09.90 ☑
tendon (*see also* Injury, muscle, by site)

- abdomen — *see* Injury, muscle, abdomen
- Achilles — *see* Injury, Achilles tendon
- lower back — *see* Injury, muscle, lower back
- pelvic organs — *see* Injury, muscle, pelvis

tenth cranial nerve (pneumogastric or vagus) — *see* Injury, nerve, vagus
testis S39.94 ☑
thalamic, thalamus (*see also* Injury, intracranial, focal brain injury)
- hemorrhage, traumatic — *see* Injury, intracranial, intracerebral hemorrhage, traumatic

thigh S79.92 ☑
- blood vessel — *see* Injury, blood vessel, hip
- contusion — *see* Contusion, thigh
- fracture — *see* Fracture, femur
- muscle — *see* Injury, muscle, thigh
- nerve — *see* Injury, nerve, thigh
- open — *see* Wound, open, thigh
- specified NEC S79.82 ☑
- superficial — *see* Injury, superficial, thigh

third cranial nerve (oculomotor) — *see* Injury, nerve, oculomotor
thorax, thoracic S29.9 ☑
- blood vessel — *see* Injury, blood vessel, thorax
- cavity — *see* Injury, intrathoracic
- dislocation — *see* Dislocation, thorax
- external (wall) S29.9 ☑
  - contusion — *see* Contusion, thorax
  - nerve — *see* Injury, nerve, thorax
  - open — *see* Wound, open, thorax
  - specified NEC S29.8 ☑
  - sprain — *see* Sprain, thorax
  - superficial — *see* Injury, superficial, thorax
- fracture — *see* Fracture, thorax
- internal — *see* Injury, intrathoracic
- intrathoracic organ — *see* Injury, intrathoracic
- sympathetic ganglion — *see* Injury, nerve, thorax, sympathetic

throat (*see also* Injury, neck) S19.9 ☑
thumb S69.9 ☑

- blood vessel — *see* Injury, blood vessel, thumb
- contusion — *see* Contusion, thumb
- dislocation — *see* Dislocation, thumb
- fracture — *see* Fracture, thumb
- muscle — *see* Injury, muscle, thumb
- nerve — *see* Injury, nerve, digital, thumb
- open — *see* Wound, open, thumb
- specified NEC S69.8 ☑
- sprain — *see* Sprain, thumb
- superficial — *see* Injury, superficial, thumb

thymus (gland) — *see* Injury, intrathoracic, specified organ NEC
thyroid (gland) NEC S19.84 ☑
toe S99.92 ☑
- contusion — *see* Contusion, toe
- dislocation — *see* Dislocation, toe
- fracture — *see* Fracture, toe
- muscle — *see* Injury, muscle, toe
- open — *see* Wound, open, toe
- specified type NEC S99.82 ☑
- sprain — *see* Sprain, toe
- superficial — *see* Injury, superficial, toe

tongue S09.93 ☑
tonsil S09.93 ☑
tooth S09.93 ☑
trachea (cervical) NEC S19.82 ☑
- thoracic — *see* Injury, intrathoracic, trachea, thoracic

transfusion-related acute lung (TRALI) J95.84
tunica vaginalis S39.94 ☑
twelfth cranial nerve (hypoglossal) — *see* Injury, nerve, hypoglossal
ureter S37.10 ☑
- contusion S37.12 ☑
- laceration S37.13 ☑
- specified type NEC S37.19 ☑

urethra (sphincter) S37.30 ☑
- at delivery O71.5
- contusion S37.32 ☑
- laceration S37.33 ☑
- specified type NEC S37.39 ☑

- urinary organ S37.90
  - contusion S37.92
  - laceration S37.93
  - specified
    - site NEC S37.899
      - contusion S37.892
      - laceration S37.893
      - specified type NEC S37.898
    - type NEC S37.99
- uterus, uterine S37.60
  - with ectopic or molar pregnancy O08.6
  - blood vessel — *see* Injury, blood vessel, iliac
  - contusion S37.62
  - laceration S37.63
    - cervix at delivery O71.3
  - rupture associated with obstetrics — *see* Rupture, uterus
  - specified type NEC S37.69
- uvula S09.93
- vagina S39.93
  - abrasion S30.814
  - bite S31.45
    - insect S30.864
    - superficial NEC S30.874
  - contusion S30.23
  - crush S38.03
  - during delivery — *see* Laceration, vagina, during delivery
  - external constriction S30.844
  - insect bite S30.864
  - laceration S31.41
    - with foreign body S31.42
  - open wound S31.40
  - puncture S31.43
    - with foreign body S31.44
  - superficial S30.95
    - foreign body S30.854

- vas deferens — *see* Injury, pelvic organ, specified site NEC
- vascular NEC T14.8
- vein — *see* Injury, blood vessel
- vena cava (superior) S25.20
  - inferior S35.10
    - laceration (minor) (superficial) S35.11
      - major S35.12
    - specified type NEC S35.19
  - laceration (minor) (superficial) S25.21
    - major S25.22
  - specified type NEC S25.29
- vesical (sphincter) — *see* Injury, bladder
- visual cortex S04.04
- vitreous (humor) S05.90
  - specified NEC S05.8X
- vocal cord NEC S19.83
- vulva S39.94
  - abrasion S30.814
  - bite S31.45
    - insect S30.864
    - superficial NEC S30.874
  - contusion S30.23
  - crush S38.03
  - during delivery — *see* Laceration, perineum, female, during delivery
  - external constriction S30.844
  - insect bite S30.864
  - laceration S31.41
    - with foreign body S31.42
  - open wound S31.40
  - puncture S31.43
    - with foreign body S31.44
  - superficial S30.95
    - foreign body S30.854
- whiplash (cervical spine) S13.4
- wrist S69.9

- blood vessel — *see* Injury, blood vessel, hand
- contusion — *see* Contusion, wrist
- dislocation — *see* Dislocation, wrist
- fracture — *see* Fracture, wrist
- muscle — *see* Injury, muscle, hand
- nerve — *see* Injury, nerve, hand
- open — *see* Wound, open, wrist
- specified NEC S69.8 ☑
- sprain — *see* Sprain, wrist
- superficial — *see* Injury, superficial, wrist

Inoculation (*see also* Vaccination)
- complication or reaction — *see* Complications, vaccination

Insanity, insane (*see also* Psychosis)
- adolescent — *see* Schizophrenia
- confusional F28
  - acute or subacute F05
- delusional F22
- senile F03 ☑

Insect
- bite — *see* Bite, by site, superficial, insect
- venomous, poisoning NEC (by) — *see* Venom, arthropod

Insecurity
- financial Z59.869
- food Z59.41
- transportation Z59.82

Insensitivity
- adrenocorticotropin hormone (ACTH) E27.49
- androgen E34.50
  - complete E34.51
  - partial E34.52

Insertion
- cord (umbilical) lateral or velamentous O43.12 ☑
- intrauterine contraceptive device (encounter for) — *see* Intrauterine contraceptive device

Insolation (sunstroke) T67.01 ☑

Insomnia (organic) G47.00

- adjustment F51.02
- adjustment disorder F51.02
- behavioral, of childhood Z73.819
  - combined type Z73.812
  - limit setting type Z73.811
  - sleep-onset association type Z73.810
- childhood Z73.819
- chronic F51.04
  - somatized tension F51.04
- conditioned F51.04
- due to
  - alcohol
    - abuse F10.182
    - dependence F10.282
    - use F10.982
  - amphetamines
    - abuse F15.182
    - dependence F15.282
    - use F15.982
  - anxiety disorder F51.05
  - caffeine
    - abuse F15.182
    - dependence F15.282
    - use F15.982
  - cocaine
    - abuse F14.182
    - dependence F14.282
    - use F14.982
  - depression F51.05
  - drug NEC
    - abuse F19.182
    - dependence F19.282
    - use F19.982
  - medical condition G47.01
  - mental disorder NEC F51.05
  - opioid

- abuse F11.182
- dependence F11.282
- use F11.982

psychoactive substance NEC
- abuse F19.182
- dependence F19.282
- use F19.982

sedative, hypnotic, or anxiolytic
- abuse F13.182
- dependence F13.282
- use F13.982

stimulant NEC
- abuse F15.182
- dependence F15.282
- use F15.982

fatal familial (FFI) A81.83
idiopathic F51.01
learned F51.3
nonorganic origin F51.01
not due to a substance or known physiological condition F51.01
- specified NEC F51.09

paradoxical F51.03
primary F51.01
psychiatric F51.05
psychophysiologic F51.04
related to psychopathology F51.05
short-term F51.02
specified NEC G47.09
stress-related F51.02
transient F51.02
without objective findings F51.02

Inspiration
food or foreign body — *see* Foreign body, by site
mucus — *see* Asphyxia, mucus

- Inspissated bile syndrome (newborn) P59.1
- Instability
  - emotional (excessive) F60.3
  - housing
    - housed Z59.819
      - with risk of homelessness Z59.811
      - homelessness in past 12 months Z59.812
  - joint (post-traumatic) M25.30
    - ankle M25.37 ☑
    - due to old ligament injury — *see* Disorder, ligament
    - elbow M25.32 ☑
    - flail — *see* Flail, joint
    - foot M25.37 ☑
    - hand M25.34 ☑
    - hip M25.35 ☑
    - knee M25.36 ☑
    - lumbosacral — *see* subcategory M53.2 ☑
    - prosthesis — *see* Complications, joint prosthesis, mechanical, displacement, by site
    - sacroiliac — *see* subcategory M53.2 ☑
    - secondary to
      - old ligament injury — *see* Disorder, ligament
      - removal of joint prosthesis M96.89
    - shoulder (region) M25.31 ☑
    - specified site NEC M25.39
    - spine — *see* subcategory M53.2 ☑
    - wrist M25.33 ☑
  - knee (chronic) M23.5 ☑
  - lumbosacral — *see* subcategory M53.2 ☑
  - nervous F48.8
  - personality (emotional) F60.3
  - spine — *see* Instability, joint, spine
  - vasomotor R55
- Institutional syndrome (childhood) F94.2
- Institutionalization, affecting child Z62.22
  - disinhibited attachment F94.2
- Insufficiency, insufficient

- accommodation, old age H52.4
- adrenal (gland) E27.40
  - primary E27.1
- adrenocortical E27.40
  - drug-induced E27.3
  - iatrogenic E27.3
  - primary E27.1
- anatomic crown height K08.89
- anterior (occlusal) guidance M26.54
- anus K62.89
- aortic (valve) I35.1
  - with
    - mitral (valve) disease I08.0
      - with tricuspid (valve) disease I08.3
    - stenosis I35.2
    - tricuspid (valve) disease I08.2
      - with mitral (valve) disease I08.3
  - congenital Q23.1
  - rheumatic I06.1
    - with
      - mitral (valve) disease I08.0
        - with tricuspid (valve) disease I08.3
      - stenosis I06.2
        - with mitral (valve) disease I08.0
          - with tricuspid (valve) disease I08.3
      - tricuspid (valve) disease I08.2
        - with mitral (valve) disease I08.3
  - specified cause NEC I35.1
  - syphilitic A52.03
- arterial I77.1

- basilar G45.0
- carotid (hemispheric) G45.1
- cerebral I67.81
- coronary (acute or subacute) I24.89
- mesenteric K55.1
- peripheral I73.9
- precerebral (multiple) (bilateral) G45.2
- vertebral G45.0

arteriovenous I99.8
biliary K83.8
cardiac (*see also* Insufficiency, myocardial)
- due to presence of (cardiac) prosthesis I97.11 ☑
- postprocedural I97.11 ☑

cardiorenal, hypertensive I13.2
cardiovascular — *see* Disease, cardiovascular
cerebrovascular (acute) I67.81
- with transient focal neurological signs and symptoms G45.8

circulatory NEC I99.8
- newborn P29.89

clinical crown length K08.89
convergence H51.11
coronary (acute or subacute) I24.89
- chronic or with a stated duration of over 4 weeks I25.89

corticoadrenal E27.40
- primary E27.1

dietary E63.9
divergence H51.8
food T73.0 ☑
gastroesophageal K22.89
gonadal
- ovary E28.39
- testis E29.1

health insurance coverage Z59.71
heart (*see also* Insufficiency, myocardial)
- newborn P29.0
- valve — *see* Endocarditis

- hepatic — *see* Failure, hepatic
- idiopathic autonomic G90.09
- interocclusal distance of fully erupted teeth (ridge) M26.36
- kidney N28.9
  - acute N28.9
  - chronic N18.9
- lacrimal (secretion) H04.12
  - passages — *see* Stenosis, lacrimal
- liver — *see* Failure, hepatic
- lung — *see* Insufficiency, pulmonary
- mental (congenital) — *see* Disability, intellectual
- mesenteric K55.1
- mitral (valve) I34.0
  - with
    - aortic valve disease I08.0
      - with tricuspid (valve) disease I08.3
    - obstruction or stenosis I05.2
      - with aortic valve disease I08.0
    - tricuspid (valve) disease I08.1
      - with aortic (valve) disease I08.3
  - congenital Q23.3
  - rheumatic I05.1
    - with
      - aortic valve disease I08.0
        - with tricuspid (valve) disease I08.3
      - obstruction or stenosis I05.2
        - with aortic valve disease I08.0
          - with tricuspid (valve) disease I08.3
      - tricuspid (valve) disease I08.1
        - with aortic (valve) disease I08.3
    - active or acute I01.1
      - with chorea, rheumatic (Sydenham's) I02.0
  - specified cause, except rheumatic I34.0
- muscle (*see also* Disease, muscle)
  - heart — *see* Insufficiency, myocardial
  - ocular NEC H50.9
- myocardial, myocardium (with arteriosclerosis) (*see also* Failure, heart) I50.9
  - with

- rheumatic fever (conditions in I00) I09.0
  - active, acute or subacute I01.2
    - with chorea I02.0
  - inactive or quiescent (with chorea) I09.0
- congenital Q24.8
- hypertensive — *see* Hypertension, heart
- newborn P29.0
- rheumatic I09.0
  - active, acute, or subacute I01.2
- syphilitic A52.06

nourishment (*see also* Nutrition deficient) T73.0 ☑
pancreatic K86.89
- exocrine K86.81

parathyroid (gland) E20.9
peripheral vascular (arterial) I73.9
pituitary E23.0
placental (mother) O36.51 ☑
platelets D69.6
prenatal care affecting management of pregnancy O09.3 ☑
progressive pluriglandular E31.0
pulmonary J98.4
- acute, following surgery (nonthoracic) J95.2
  - thoracic J95.1
- chronic, following surgery J95.3
- following
  - shock J98.4
  - trauma J98.4
- newborn P28.89
- valve I37.1
  - with stenosis I37.2
  - congenital Q22.2
  - rheumatic I09.89
    - with aortic, mitral or tricuspid (valve) disease I08.8

pyloric K31.89
renal (acute) N28.9
- chronic N18.9

respiratory R06.89
- newborn P28.5

- rotation — *see* Malrotation
- sleep syndrome F51.12
- social insurance Z59.71
- suprarenal E27.40
  - primary E27.1
- tarso-orbital fascia, congenital Q10.3
- testis E29.1
- thyroid (gland) (acquired) E03.9
  - congenital E03.1
- tricuspid (valve) (rheumatic) I07.1
  - with
    - aortic (valve) disease I08.2
      - with mitral (valve) disease I08.3
    - mitral (valve) disease I08.1
      - with aortic (valve) disease I08.3
    - obstruction or stenosis I07.2
      - with aortic (valve) disease I08.2
        - with mitral (valve) disease I08.3
  - congenital Q22.8
  - nonrheumatic I36.1
    - with stenosis I36.2
- urethral sphincter R32
- valve, valvular (heart) I38
  - aortic — *see* Insufficiency, aortic (valve)
  - mitral — *see* Insufficiency, mitral (valve)
  - pulmonary — *see* Insufficiency, pulmonary, valve
  - tricuspid — *see* Insufficiency, tricuspid (valve)
  - congenital Q24.8
- vascular I99.8
  - intestine K55.9
    - acute (*see also* Ischemia, intestine, acute) K55.059
  - mesenteric K55.1
  - peripheral I73.9
  - renal — *see* Hypertension, kidney
- velopharyngeal

- acquired K13.79
- congenital Q38.8
- venous (chronic) (peripheral) I87.2
- ventricular — *see* Insufficiency, myocardial
- welfare support Z59.72

Insufflation, fallopian Z31.41
Insular — *see* condition
Insulinoma
- pancreas
  - benign D13.7
  - malignant C25.4
  - uncertain behavior D37.8
- specified site
  - benign — *see* Neoplasm, by site, benign
  - malignant — *see* Neoplasm, by site, malignant
  - uncertain behavior — *see* Neoplasm, by site, uncertain behavior
- unspecified site
  - benign D13.7
  - malignant C25.4
  - uncertain behavior D37.8

Insuloma — *see* Insulinoma
Interference
- balancing side M26.56
- non-working side M26.56

Intermenstrual — *see* condition
Intermittent — *see* condition
Internal — *see* condition
Interrogation
- cardiac defibrillator (automatic) (implantable) Z45.02
- cardiac pacemaker Z45.018
- cardiac (event) (loop) recorder Z45.09
- infusion pump (implanted) (intrathecal) Z45.1
- neurostimulator Z46.2

Interruption

- aortic arch Q25.21
- bundle of His I44.30
- phase-shift, sleep cycle — *see* Disorder, sleep, circadian rhythm
- sleep phase-shift, or 24 hour sleep-wake cycle — *see* Disorder, sleep, circadian rhythm

Interstitial — *see* condition
Intertrigo L30.4
- labialis K13.0

Intervertebral disc — *see* condition
Intestine, intestinal — *see* condition
Intolerance
- carbohydrate K90.49
- disaccharide, hereditary E73.0
- fat NEC K90.49
  - pancreatic K90.3
- food K90.49
  - dietary counseling and surveillance Z71.3
- fructose E74.10
  - hereditary E74.12
- glucose (-galactose) E74.39
- gluten K90.41
- lactose E73.9
  - specified NEC E73.8
- lysine E72.3
- milk NEC K90.49
  - lactose E73.9
- orthostatic, chronic G90.A
- protein K90.49
- starch NEC K90.49
- sucrose (-isomaltose) E74.31

Intoxicated NEC (without dependence) — *see* Alcohol, intoxication
Intoxication
- acid (*see also* Acidosis) E87.29
- alcoholic (acute) (without dependence) — *see* Alcohol, intoxication
- alimentary canal K52.1
- amphetamine (without dependence) (*see also* Abuse, drug, stimulant, with intoxication)
  - with dependence — *see* Dependence, drug, stimulant, with intoxication
  - stimulant NEC F15.10

- with
  - anxiety disorder F15.180
  - intoxication F15.129
    - with
      - delirium F15.121
      - perceptual disturbance F15.122
- anxiolytic (acute) (without dependence) — *see* Abuse, drug, sedative, with intoxication
  - with dependence — *see* Dependence, drug, sedative, with intoxication
- caffeine F15.929
  - with dependence — *see* Dependence, drug, stimulant, with intoxication
- cannabinoids (acute) (without dependence) — *see* Use, cannabis, with intoxication
  - with
    - abuse — *see* Abuse, drug, cannabis, with intoxication
    - dependence — *see* Dependence, drug, cannabis, with intoxication
- chemical — *see* Table of Drugs and Chemicals
  - via placenta or breast milk — *see* — Absorption, chemical, through placenta
- cocaine (acute) (without dependence) — *see* Abuse, drug, cocaine, with intoxication
  - with dependence — *see* Dependence, drug, cocaine, with intoxication
- drug
  - acute (without dependence) — *see* Abuse, drug, by type with intoxication
    - with dependence — *see* Dependence, drug, by type with intoxication
  - addictive
    - via placenta or breast milk — *see* Absorption, drug, addictive, through placenta
  - newborn P93.8
    - gray baby syndrome P93.0
  - overdose or wrong substance given or taken — *see* Table of Drugs and Chemicals, by drug, poisoning
- enteric K52.1
- foodborne A05.9
  - bacterial A05.9
  - classical (Clostridium botulinum) A05.1
  - due to
    - Bacillus cereus A05.4
    - bacterium A05.9
      - specified NEC A05.8
    - Clostridium

- botulinum A05.1
- perfringens A05.2
- welchii A05.2
- Salmonella A02.9
  - with
    - (gastro) enteritis A02.0
    - localized infection(s) A02.20
      - arthritis A02.23
      - meningitis A02.21
      - osteomyelitis A02.24
      - pneumonia A02.22
      - pyelonephritis A02.25
      - specified NEC A02.29
    - sepsis A02.1
    - specified manifestation NEC A02.8
  - Staphylococcus A05.0
  - Vibrio
    - parahaemolyticus A05.3
    - vulnificus A05.5
- enterotoxin, staphylococcal A05.0
- noxious — *see* Poisoning, food, noxious

gastrointestinal K52.1

hallucinogenic (without dependence) — *see* Abuse, drug, hallucinogen, with intoxication
- with dependence — *see* Dependence, drug, hallucinogen, with intoxication

hepatocerebral K76.82

hypnotic (acute) (without dependence) — *see* Abuse, drug, sedative, with intoxication
- with dependence — *see* Dependence, drug, sedative, with intoxication

inhalant (acute) (without dependence) — *see* Abuse, drug, inhalant, with intoxication
- with dependence — *see* Dependence, drug, inhalant, with intoxication

meaning
- inebriation — *see* category F10 ☑
- poisoning — *see* Table of Drugs and Chemicals

methyl alcohol (acute) (without dependence) — *see* Alcohol, intoxication

opioid (acute) (without dependence) — *see* Abuse, drug, opioid, with intoxication
- with dependence — *see* Dependence, drug, opioid, with intoxication

- pathologic NEC (without dependence) — *see* Alcohol, intoxication
- phencyclidine (without dependence) — *see* Abuse, drug, hallucinogen, with intoxication
  - with dependence — *see* Dependence, drug, hallucinogen, with intoxication
- potassium (K) E87.5
- psychoactive substance NEC (without dependence) — *see* Abuse, drug, psychoactive NEC, with intoxication
  - with dependence — *see* Dependence, drug, psychoactive NEC, with intoxication
- sedative (acute) (without dependence) — *see* Abuse, drug, sedative, with intoxication
  - with dependence — *see* Dependence, drug, sedative, with intoxication
- serum (*see also* Reaction, serum) T80.69 ☑
- uremic — *see* Uremia
- volatile solvents (acute) (without dependence) — *see* Abuse, drug, inhalant, with intoxication
  - with dependence — *see* Dependence, drug, inhalant, with intoxication
- water E87.79

Intraabdominal testis, testes
- bilateral Q53.211
- unilateral Q53.111

Intracranial — *see* condition

Intrahepatic gallbladder Q44.1

Intraligamentous — *see* condition

Intrathoracic (*see also* condition)
- kidney Q63.2

Intrauterine contraceptive device
- checking Z30.431
- insertion Z30.430
  - immediately following removal Z30.433
- in situ Z97.5
- management Z30.431
- reinsertion Z30.433
- removal Z30.432
- replacement Z30.433
- retention in pregnancy O26.3 ☑

Intraventricular — *see* condition

Intrinsic deformity — *see* Deformity

Intubation, difficult or failed T88.4 ☑

Intumescence, lens (eye) (cataract) — *see* Cataract

Intussusception (bowel) (colon) (enteric) (ileocecal) (ileocolic) (intestine) (rectum) K56.1

- appendix K38.8
- congenital Q43.8
- ureter (with obstruction) N13.5

Invagination (bowel, colon, intestine or rectum) K56.1

Inversion

- albumin-globulin (A-G) ratio E88.09
- bladder N32.89
- cecum — *see* Intussusception
- cervix N88.8
- chromosome in normal individual Q95.1
- circadian rhythm — *see* Disorder, sleep, circadian rhythm
- nipple N64.59
  - congenital Q83.8
  - gestational — *see* Retraction, nipple
  - puerperal, postpartum — *see* Retraction, nipple
- nyctohemeral rhythm — *see* Disorder, sleep, circadian rhythm
- optic papilla Q14.2
- organ or site, congenital NEC — *see* Anomaly, by site
- sleep rhythm — *see* Disorder, sleep, circadian rhythm
- testis (congenital) Q55.29
- uterus (chronic) (postinfectional) (postpartal, old) N85.5
  - postpartum O71.2
- vagina (posthysterectomy) N99.3
- ventricular Q20.5

Investigation (*see also* Examination) Z04.9

- clinical research subject (control) (normal comparison) (participant) Z00.6

Involuntary movement, abnormal R25.9

Involution, involutional (*see also* condition)

- breast, cystic — *see* Dysplasia, mammary, specified type NEC
- depression (single episode) F32.89
  - recurrent episode F33.9
- melancholia (single episode) F32.89
  - recurrent episode F33.8
- ovary, senile — *see* Atrophy, ovary
- thymus failure E32.8

I.Q.

- under 20 F73
- 20-34 F72
- 35-49 F71
- 50-69 F70

IRDS (type I) P22.0
- type II P22.1

Irideremia Q13.1
Iridis rubeosis — *see* Disorder, iris, vascular
Iridochoroiditis (panuveitis) — *see* Panuveitis
Iridocyclitis H20.9
- acute H20.0 ☑
  - hypopyon H20.05 ☑
  - primary H20.01 ☑
  - recurrent H20.02 ☑
  - secondary (noninfectious) H20.04 ☑
    - infectious H20.03 ☑
- chronic H20.1 ☑
- due to allergy — *see* Iridocyclitis, acute, secondary
- endogenous — *see* Iridocyclitis, acute, primary
- Fuchs' — *see* Cyclitis, Fuchs' heterochromic
- gonococcal A54.32
- granulomatous — *see* Iridocyclitis, chronic
- herpes, herpetic (simplex) B00.51
  - zoster B02.32
- hypopyon — *see* Iridocyclitis, acute, hypopyon
- in (due to)
  - ankylosing spondylitis M45.9
  - gonococcal infection A54.32
  - herpes (simplex) virus B00.51
    - zoster B02.32
  - infectious disease NOS B99 ☑
  - parasitic disease NOS B89 *[H22]*
  - sarcoidosis D86.83
  - syphilis A51.43
  - tuberculosis A18.54
  - zoster B02.32

- lens-induced H20.2
- nongranulomatous — *see* Iridocyclitis, acute
- recurrent — *see* Iridocyclitis, acute, recurrent
- rheumatic — *see* Iridocyclitis, chronic
- subacute — *see* Iridocyclitis, acute
- sympathetic — *see* Uveitis, sympathetic
- syphilitic (secondary) A51.43
- tuberculous (chronic) A18.54
- Vogt-Koyanagi H20.82

Iridocyclochoroiditis (panuveitis) — *see* Panuveitis
Iridodialysis H21.53
Iridodonesis H21.89
Iridoplegia (complete) (partial) (reflex) H57.09
Iridoschisis H21.25
Iris (*see also* condition)
- bombé — *see* Membrane, pupillary

Iritis (*see also* Iridocyclitis)
- chronic — *see* Iridocyclitis, chronic
- diabetic — *see* E08-E13 with .39
- due to
  - herpes simplex B00.51
  - leprosy A30.9 *[H22]*
- gonococcal A54.32
- gouty (*see also* Gout, by type) M10.9 *[H22]*
- granulomatous — *see* Iridocyclitis, chronic
- lens induced — *see* Iridocyclitis, lens-induced
- papulosa (syphilitic) A52.71
- rheumatic — *see* Iridocyclitis, chronic
- syphilitic (secondary) A51.43
  - congenital (early) A50.01
  - late A52.71
- tuberculous A18.54

- Iron — *see* condition
- Iron-miner's lung J63.4
- Irradiated enamel (tooth, teeth) K03.89
- Irradiation effects, adverse T66 ☑
- Irreducible, irreducibility — *see* condition
- Irregular, irregularity
  - action, heart I49.9
  - alveolar process K08.89
  - bleeding N92.6
  - breathing R06.89
  - contour of cornea (acquired) — *see* Deformity, cornea
    - congenital Q13.4
  - contour, reconstructed breast N65.0
  - dentin (in pulp) K04.3
  - eye movements H55.89
    - deficient
      - saccadic H55.81
      - smooth H55.82
    - nystagmus — *see* Nystagmus
  - labor O62.2
  - menstruation (cause unknown) N92.6
  - periods N92.6
  - prostate N42.9
  - pupil — *see* Abnormality, pupillary
  - reconstructed breast N65.0
  - respiratory R06.89
  - septum (nasal) J34.2
  - shape, organ or site, congenital NEC — *see* Distortion
  - sleep-wake pattern (rhythm) G47.23
- Irritable, irritability R45.4
  - bladder N32.89
  - bowel (syndrome) K58.9
    - with
      - constipation K58.1
      - diarrhea K58.0

- mixed K58.2
- psychogenic F45.8
- specified NEC K58.8

without diarrhea K58.9
bronchial — *see* Bronchitis
cerebral, in newborn P91.3
colon (*see also* Irritable, bowel) K58.9
- with diarrhea K58.0
- psychogenic F45.8

duodenum K59.89
heart (psychogenic) F45.8
hip — *see* Derangement, joint, specified type NEC, hip
ileum K59.89
infant R68.12
jejunum K59.89
rectum K59.89
stomach K31.89
- psychogenic F45.8

sympathetic G90.89
urethra N36.8

Irritation
anus K62.89
axillary nerve G54.0
bladder N32.89
brachial plexus G54.0
bronchial — *see* Bronchitis
cervical plexus G54.2
cervix — *see* Cervicitis
choroid, sympathetic — *see* Endophthalmitis
cranial nerve — *see* Disorder, nerve, cranial
gastric K31.89
- psychogenic F45.8

globe, sympathetic — *see* Uveitis, sympathetic
labyrinth — *see* subcategory H83.2 ☑
lumbosacral plexus G54.1
meninges (traumatic) — *see* Injury, intracranial
- nontraumatic — *see* Meningismus

- nerve — *see* Disorder, nerve
- nervous R45.0
- penis N48.89
- perineum NEC L29.3
- peripheral autonomic nervous system G90.89
- peritoneum — *see* Peritonitis
- pharynx J39.2
- plantar nerve — *see* Lesion, nerve, plantar
- spinal (cord) (traumatic) (*see also* Injury, spinal cord, by region)
  - nerve G58.9
    - root NEC — *see* Radiculopathy
  - nontraumatic — *see* Myelopathy
- stomach K31.89
  - psychogenic F45.8
- sympathetic nerve NEC G90.89
- ulnar nerve — *see* Lesion, nerve, ulnar
- vagina N89.8

Ischemia, ischemic I99.8
- brain — *see* Ischemia, cerebral
- bowel (transient)
  - acute (*see also* Ischemia, intestine, acute) K55.059
  - chronic K55.1
  - due to mesenteric artery insufficiency K55.1
- cardiac (see Disease, heart, ischemic)
- cardiomyopathy I25.5
- cerebral (chronic) (generalized) I67.82
  - arteriosclerotic I67.2
  - intermittent G45.9
  - newborn P91.0
  - recurrent focal G45.8
  - transient G45.9
- colon chronic (due to mesenteric artery insufficiency) K55.1
- coronary — *see* Disease, heart, ischemic
- demand (coronary) (*see also* Angina) I24.89
  - with myocardial infarction I21.A1
  - resulting in myocardial infarction I21.A1

- heart (chronic or with a stated duration of over 4 weeks) I25.9
  - acute or with a stated duration of 4 weeks or less I24.9
  - subacute I24.9
- infarction, muscle — *see* Infarct, muscle
- intestine (large) (small) (transient) K55.9
  - acute K55.059
    - diffuse K55.052
    - focal K55.051
    - large K55.039
      - diffuse K55.032
      - focal K55.031
    - small K55.019
      - diffuse K55.012
      - focal K55.011
  - chronic K55.1
  - due to mesenteric artery insufficiency K55.1
- kidney N28.0
- limb, critical — *see* Arteriosclerosis, with critical limb ischemia
- limb-threatening, chronic — *see* Arteriosclerosis, with critical limb ischemia
- mesenteric, acute (*see also* Ischemia, intestine, acute) K55.059
- muscle, traumatic T79.6 ☑
- myocardium, myocardial (chronic or with a stated duration of over 4 weeks) I25.9
  - acute, without myocardial infarction I51.3
  - silent (asymptomatic) I25.6
  - transient of newborn P29.4
- renal N28.0
- retina, retinal — *see* Occlusion, artery, retina
- small bowel
  - acute K55.019
    - diffuse K55.012
    - focal K55.011
  - chronic K55.1
  - due to mesenteric artery insufficiency K55.1
- spinal cord G95.11
- subendocardial — *see* Insufficiency, coronary
- supply (coronary) (*see also* Angina) I25.9
  - due to vasospasm I20.1

- Ischial spine — *see* condition
- Ischialgia — *see* Sciatica
- Ischiopagus Q89.4
- Ischium, ischial — *see* condition
- Ischuria R34
- Iselin's disease or osteochondrosis — *see* Osteochondrosis, juvenile, metatarsus
- Islands of
  - parotid tissue in
    - lymph nodes Q38.6
    - neck structures Q38.6
  - submaxillary glands in
    - fascia Q38.6
    - lymph nodes Q38.6
    - neck muscles Q38.6
- Islet cell tumor, pancreas D13.7
- Isoimmunization NEC (*see also* Incompatibility)
  - affecting management of pregnancy (ABO) (with hydrops fetalis) O36.11 ☑
    - anti-A sensitization O36.11 ☑
    - anti-B sensitization O36.19 ☑
    - anti-c sensitization O36.09 ☑
    - anti-C sensitization O36.09 ☑
    - anti-e sensitization O36.09 ☑
    - anti-E sensitization O36.09 ☑
    - Rh NEC O36.09 ☑
      - anti-D antibody O36.01 ☑
    - specified NEC O36.19 ☑
  - newborn P55.9
    - with
      - hydrops fetalis P56.0
      - kernicterus P57.0
    - ABO (blood groups) P55.1
    - Rhesus (Rh) factor P55.0
    - specified type NEC P55.8
- Isolation, isolated

- dwelling Z59.89
- family Z63.79
- social Z60.4

Isoleucinosis E71.19
Isomerism atrial appendages (with asplenia or polysplenia) Q20.6
Isosporiasis, isosporosis A07.3
Isovaleric acidemia E71.110
Issue of
- medical certificate Z02.79
  - for disability determination Z02.71
- repeat prescription (appliance) (glasses) (medicinal substance, medicament, medicine) Z76.0
  - contraception — *see* Contraception

IST (inappropriate sinus tachycardia, so stated) I47.11
Itch, itching (*see also* Pruritus)
- baker's L23.6
- barber's B35.0
- bricklayer's L24.5
- cheese B88.09
- clam digger's B65.3
- coolie B76.9
- copra B88.09
- dew B76.9
- dhobi B35.6
- filarial — *see* Infestation, filarial
- grain B88.09
- grocer's B88.09
- ground B76.9
- harvest B88.09
- jock B35.6
- Malabar B35.5
  - beard B35.0
  - foot B35.3
  - scalp B35.0

meaning scabies B86
Norwegian B86
perianal L29.0
poultrymen's B88.09
sarcoptic B86
scabies B86
scrub B88.09
straw B88.09
swimmer's B65.3
water B76.9
winter L29.89
Ivemark's syndrome (asplenia with congenital heart disease) Q89.01
Ivory bones Q78.2
Ixodiasis NEC B88.8

J

- **Jaccoud's** syndrome — *see* Arthropathy, postrheumatic, chronic
- **Jackson's**
  - membrane Q43.3
  - paralysis or syndrome G83.89
  - veil Q43.3
- **Jacquet's** dermatitis (diaper dermatitis) L22
- **Jadassohn-Pellizari's** disease or anetoderma L90.2
- **Jadassohn's**
  - blue nevus — *see* Nevus
  - intraepidermal epithelioma — *see* Neoplasm, skin, benign
- **Jaffe-Lichtenstein** (-Uehlinger) syndrome — *see* Dysplasia, fibrous, bone NEC
- **Jakob-Creutzfeldt** disease or syndrome — *see* Creutzfeldt-Jakob disease or syndrome
- **Jaksch-Luzet** disease D64.89
- **Jamaican**
  - neuropathy G92.8
  - paraplegic tropical ataxic-spastic syndrome G92.8
- **Janet's** disease F48.8
- **Janiceps** Q89.4
- **Jansky-Bielschowsky** amaurotic idiocy E75.4
- **Japanese**
  - B-type encephalitis A83.0
  - river fever A75.3
- **Jaundice** (yellow) R17
  - acholuric (familial) (splenomegalic) (*see also* Spherocytosis)
    - acquired D59.8
  - breast-milk (inhibitor) P59.3
  - catarrhal (acute) B15.9
    - with hepatic coma B15.0
  - cholestatic (benign) R17
  - due to or associated with
    - delayed conjugation P59.8
      - associated with (due to) preterm delivery P59.0

- preterm delivery P59.0
- epidemic (catarrhal) B15.9
  - with hepatic coma B15.0
  - leptospiral A27.0
  - spirochetal A27.0
- familial nonhemolytic (congenital) (Gilbert) E80.4
  - Crigler-Najjar E80.5
- febrile (acute) B15.9
  - with hepatic coma B15.0
  - leptospiral A27.0
  - spirochetal A27.0
- hematogenous D59.9
- hemolytic (acquired) D59.9
  - congenital — *see* Spherocytosis
- hemorrhagic (acute) (leptospiral) (spirochetal) A27.0
- infectious (acute) (subacute) B15.9
  - with hepatic coma B15.0
  - leptospiral A27.0
  - spirochetal A27.0
- leptospiral (hemorrhagic) A27.0
- malignant (without coma) K72.90
  - with coma K72.91
- newborn P59.9
  - due to or associated with
    - ABO
      - antibodies P55.1
      - incompatibility, maternal/fetal P55.1
      - isoimmunization P55.1
    - absence or deficiency of enzyme system for bilirubin conjugation (congenital) P59.8
    - bleeding P58.1
    - breast milk inhibitors to conjugation P59.3
      - associated with preterm delivery P59.0
    - bruising P58.0

- preterm delivery P59.0
- epidemic (catarrhal) B15.9
  - with hepatic coma B15.0
  - leptospiral A27.0
  - spirochetal A27.0
- familial nonhemolytic (congenital) (Gilbert) E80.4
  - Crigler-Najjar E80.5
- febrile (acute) B15.9
  - with hepatic coma B15.0
  - leptospiral A27.0
  - spirochetal A27.0
- hematogenous D59.9
- hemolytic (acquired) D59.9
  - congenital — *see* Spherocytosis
- hemorrhagic (acute) (leptospiral) (spirochetal) A27.0
- infectious (acute) (subacute) B15.9
  - with hepatic coma B15.0
  - leptospiral A27.0
  - spirochetal A27.0
- leptospiral (hemorrhagic) A27.0
- malignant (without coma) K72.90
  - with coma K72.91
- newborn P59.9
  - due to or associated with
    - ABO
      - antibodies P55.1
      - incompatibility, maternal/fetal P55.1
      - isoimmunization P55.1
    - absence or deficiency of enzyme system for bilirubin conjugation (congenital) P59.8
    - bleeding P58.1
    - breast milk inhibitors to conjugation P59.3
      - associated with preterm delivery P59.0

- bruising P58.0
- Crigler-Najjar syndrome E80.5
- delayed conjugation P59.8
  - associated with preterm delivery P59.0
- drugs or toxins
  - given to newborn P58.42
  - transmitted from mother P58.41
- excessive hemolysis P58.9
  - due to
    - bleeding P58.1
    - bruising P58.0
    - drugs or toxins
      - given to newborn P58.42
      - transmitted from mother P58.41
    - infection P58.2
    - polycythemia P58.3
    - swallowed maternal blood P58.5
  - specified type NEC P58.8
- galactosemia E74.21
- Gilbert syndrome E80.4
- hemolytic disease P55.9
  - ABO isoimmunization P55.1
  - Rh isoimmunization P55.0
  - specified NEC P55.8
- hepatocellular damage P59.20
  - specified NEC P59.29

- hereditary hemolytic anemia P58.8
- hypothyroidism, congenital E03.1
- incompatibility, maternal/fetal NOS P55.9
- infection P58.2
- inspissated bile syndrome P59.1
- isoimmunization NOS P55.9
- mucoviscidosis E84.9
- polycythemia P58.3
- preterm delivery P59.0
- Rh
  - antibodies P55.0
  - incompatibility, maternal/fetal P55.0
  - isoimmunization P55.0
- specified cause NEC P59.8
- swallowed maternal blood P58.5
- spherocytosis (congenital) D58.0

neonatal — *see* Jaundice, newborn
nonhemolytic congenital familial (Gilbert) E80.4
nuclear, newborn (*see also* Kernicterus of newborn) P57.9
obstructive (*see also* Obstruction, bile duct) K83.1
post-immunization — *see* Hepatitis, viral, type, B
post-transfusion — *see* Hepatitis, viral, type, B
regurgitation (*see also* Obstruction, bile duct) K83.1
serum (homologous) (prophylactic) (therapeutic) — *see* Hepatitis, viral, type, B
spirochetal (hemorrhagic) A27.0
symptomatic R17
- newborn P59.9

Jaw — *see* condition
Jaw-winking phenomenon or syndrome Q07.8
Jealousy

- alcoholic F10.988
- childhood F93.8
- sibling F93.8

Jejunitis — *see* Enteritis
Jejunostomy status Z93.4
Jejunum, jejunal — *see* condition
Jensen's disease — *see* Inflammation, chorioretinal, focal, juxtapapillary
Jerks, myoclonic G25.3
Jervell-Lange-Nielsen syndrome I45.81
Jeune's disease Q77.2
Jigger disease B88.1
Job's syndrome (chronic granulomatous disease) D71.8
Joint (*see also* condition)
- mice — *see* Loose, body, joint
  - knee M23.4 ☑

Jordan's anomaly or syndrome D72.0
Joseph-Diamond-Blackfan anemia (congenital hypoplastic) D61.01
Jungle yellow fever A95.0
Jüngling's disease — *see* Sarcoidosis
Juvenile — *see* condition

K

- **Kahler's** disease C90.0 ☑
- **Kakke** E51.11
- **Kala-azar** B55.0
- **Kallmann's** syndrome F23.0
- **Kanner's** syndrome (autism) — *see* Psychosis, childhood
- **Kaposi's**
  - dermatosis (xeroderma pigmentosum) Q82.1
  - lichen ruber L44.0
    - acuminatus L44.0
  - sarcoma
    - colon C46.4
    - connective tissue C46.1
    - gastrointestinal organ C46.4
    - lung C46.5 ☑
    - lymph node (multiple) C46.3
    - palate (hard) (soft) C46.2
    - rectum C46.4
    - skin (multiple sites) C46.0
    - specified site NEC C46.7
    - stomach C46.4
    - unspecified site C46.9
  - varicelliform eruption B00.0
    - vaccinia T88.1 ☑
- **Kartagener's** syndrome or triad (sinusitis, bronchiectasis, situs inversus) Q89.3
- **Karyotype**
  - with abnormality except iso (Xq) Q96.2
  - 45, X Q96.0
  - 46, X
    - iso (Xq) Q96.1
  - 46, XX Q98.3

with streak gonads Q50.32
hermaphrodite (true) Q99.1
male Q98.3
46, XY
with streak gonads Q56.1
female Q97.3
hermaphrodite (true) Q99.1
47, XXX Q97.0
47, XXY Q98.0
47, XYY Q98.5
Kaschin-Beck disease — *see* Disease, Kaschin-Beck
Katayama's disease or fever B65.2
Kawasaki's syndrome M30.3
Kayser-Fleischer ring (cornea) (pseudosclerosis) H18.04 ☑
Kaznelson's syndrome (congenital hypoplastic anemia) D61.01
Kearns-Sayre syndrome H49.81 ☑
Kedani fever A75.3
Kelis L91.0
Kelly (-Patterson) syndrome (sideropenic dysphagia) D50.1
Keloid, cheloid L91.0
acne L73.0
Addison's L94.0
cornea — *see* Opacity, cornea
Hawkin's L91.0
scar L91.0
Keloma L91.0
Kenya fever A77.1
Keratectasia (*see also* Ectasia, cornea)
congenital Q13.4
Keratinization of alveolar ridge mucosa
excessive K13.23
minimal K13.22
Keratinized residual ridge mucosa

- excessive K13.23
- minimal K13.22

Keratitis (nodular) (nonulcerative) (simple) (zonular) H16.9

- with ulceration (central) (marginal) (perforated) (ring) — *see* Ulcer, cornea
- actinic — *see* Photokeratitis
- arborescens (herpes simplex) B00.52
- areolar H16.11 ☑
- bullosa H16.8
- deep H16.309
  - specified type NEC H16.399
- dendritic (a) (herpes simplex) B00.52
- disciform (is) (herpes simplex) B00.52
  - varicella B01.81
- filamentary H16.12 ☑
- gonococcal (congenital or prenatal) A54.33
- herpes, herpetic (simplex) B00.52
  - zoster B02.33
- in (due to)
  - acanthamebiasis B60.13
  - adenovirus B30.0
  - exanthema (*see also* Exanthem) B09
  - herpes (simplex) virus B00.52
  - measles B05.81
  - syphilis A50.31
  - tuberculosis A18.52
  - zoster B02.33
- interstitial (nonsyphilitic) H16.30 ☑
  - diffuse H16.32 ☑
  - herpes, herpetic (simplex) B00.52
    - zoster B02.33

- sclerosing H16.33 ☑
- specified type NEC H16.39 ☑
- syphilitic (congenital) (late) A50.31
- tuberculous A18.52

- macular H16.11 ☑
- nummular H16.11 ☑
- oyster shuckers' H16.8
- parenchymatous — *see* Keratitis, interstitial
- petrificans H16.8
- postmeasles B05.81
- punctata
  - leprosa A30.9 *[H16.14 ☑]*
  - syphilitic (profunda) A50.31
- punctate H16.14 ☑
- purulent H16.8
- rosacea L71.8
- sclerosing H16.33 ☑
- specified type NEC H16.8
- stellate H16.11 ☑
- striate H16.11 ☑
- superficial H16.10 ☑
  - with conjunctivitis — *see* Keratoconjunctivitis
  - due to light — *see* Photokeratitis
- suppurative H16.8
- syphilitic (congenital) (prenatal) A50.31
- trachomatous A71.1
  - sequelae B94.0
- tuberculous A18.52
- vesicular H16.8
- xerotic (*see also* Keratomalacia) H16.8
  - vitamin A deficiency E50.4

- **Keratoacanthoma** L85.8
- **Keratocele** — *see* Descemetocele
- **Keratoconjunctivitis** H16.20 ☑
  - Acanthamoeba B60.13
  - adenoviral B30.0
  - epidemic B30.0
  - exposure H16.21 ☑
  - herpes, herpetic (simplex) B00.52
    - zoster B02.33
  - in exanthema (*see also* Exanthem) B09
  - infectious B30.0
  - lagophthalmic — *see* Keratoconjunctivitis, specified type NEC
  - neurotrophic H16.23 ☑
  - phlyctenular H16.25 ☑
  - postmeasles B05.81
  - shipyard B30.0
  - sicca (Sjögren's) M35.0 ☑
    - not Sjögren's H16.22 ☑
  - specified type NEC H16.29 ☑
  - tuberculous (phlyctenular) A18.52
  - vernal H16.26 ☑
- **Keratoconus** H18.60 ☑
  - congenital Q13.4
  - stable H18.61 ☑
  - unstable H18.62 ☑
- **Keratocyst** (dental) (odontogenic) — *see* Cyst, calcifying odontogenic
- **Keratoderma,** keratodermia (congenital) (palmaris et plantaris) (symmetrical) Q82.8
  - acquired L85.1
    - in diseases classified elsewhere L86

- climactericum L85.1
- gonococcal A54.89
- gonorrheal A54.89
- punctata L85.2
- Reiter's — *see* Reiter's disease

Keratodermatocele — *see* Descemetocele

Keratoglobus H18.79 ☑
- congenital Q15.8
  - with glaucoma Q15.0

Keratohemia — *see* Pigmentation, cornea, stromal

Keratoiritis (*see also* Iridocyclitis)
- syphilitic A50.39
- tuberculous A18.54

Keratoma L57.0
- palmaris and plantaris hereditarium Q82.8
- senile L57.0

Keratomalacia H18.44 ☑
- vitamin A deficiency E50.4

Keratomegaly Q13.4

Keratomycosis B49
- nigrans, nigricans (palmaris) B36.1

Keratopathy H18.9
- band H18.42 ☑
- bullous H18.1 ☑
- bullous (aphakic), following cataract surgery H59.01 ☑

Keratoscleritis, tuberculous A18.52

Keratosis L57.0
- actinic L57.0
- arsenical L85.8
- congenital, specified NEC Q80.8
- female genital NEC N94.89
- follicularis Q82.8

- acquired L11.0
- congenita Q82.8
- et parafollicularis in cutem penetrans L87.0
- spinulosa (decalvans) Q82.8
- vitamin A deficiency E50.8

- gonococcal A54.89
- lichenoid L82.0
- male genital (external) N50.89
- nigricans L83
- obturans, external ear (canal) — *see* Cholesteatoma, external ear
- palmaris et plantaris (inherited) (symmetrical) Q82.8
  - acquired L85.1
- penile N48.89
- pharynx J39.2
- pilaris, acquired L85.8
- punctata (palmaris et plantaris) L85.2
- scrotal N50.89
- seborrheic L82.1
  - inflamed L82.0
- senile L57.0
- solar L57.0
- tonsillaris J35.8
- vagina N89.4
- vegetans Q82.8
- vitamin A deficiency E50.8
- vocal cord J38.3

Kerato-uveitis — *see* Iridocyclitis
Keraunoparalysis T75.09 ☑
Kerion (celsi) B35.0
Kernicterus of newborn (not due to isoimmunization) P57.9
- due to isoimmunization (conditions in P55.0-P55.9) P57.0
- specified type NEC P57.8

- **Keshan** disease E59
- **Ketoacidosis** E87.29
  - diabetic — *see* Diabetes, by type, with ketoacidosis
- **Ketonuria** R82.4
- **Ketosis** NEC E88.89
  - diabetic — *see* Diabetes, by type, with ketoacidosis
- **Kew** Garden fever A79.1
- **Kidney** — *see* condition
- **Kienböck's** disease (*see also* Osteochondrosis, juvenile, hand, carpal lunate)
  - adult M93.1
- **Kimmelstiel** (-Wilson) disease — *see* Diabetes, Kimmelstiel (-Wilson) disease
- **Kimura** disease D21.9
  - specified site (see Neoplasm, connective tissue benign)
- **Kink**, kinking
  - artery I77.1
  - hair (acquired) L67.8
  - ileum or intestine — *see* Obstruction, intestine
  - Lane's — *see* Obstruction, intestine
  - organ or site, congenital NEC — *see* Anomaly, by site
  - ureter (pelvic junction) N13.5
    - with
      - hydronephrosis N13.1
        - with infection N13.6
      - pyelonephritis (chronic) N11.1
    - congenital Q62.39
  - vein(s) I87.8
    - caval I87.1
    - peripheral I87.1
- **Kinnier** Wilson's disease (hepatolenticular degeneration) E83.01
- **Kissing** spine M48.20

- cervical region M48.22
- cervicothoracic region M48.23
- lumbar region M48.26
- lumbosacral region M48.27
- occipito-atlanto-axial region M48.21
- thoracic region M48.24
- thoracolumbar region M48.25

Klatskin's tumor C24.0

Klauder's disease A26.8

Klebs' disease (*see also* Glomerulonephritis) N05. ☑

Klebsiella (K.) pneumoniae, as cause of disease classified elsewhere B96.1

Kleeblattschaedel skull Q75.051

Klein(e)-Levin syndrome G47.13

Kleptomania F63.2

Klinefelter's syndrome Q98.4

- karyotype 47, XXY Q98.0
- male with more than two X chromosomes Q98.1

Klippel-Feil deficiency, disease, or syndrome (brevicollis) Q76.1

Klippel's disease I67.2

Klippel-Trenaunay (-Weber) syndrome Q87.2

Klumpke (-Déjerine) palsy, paralysis (birth) (newborn) P14.1

Knee — *see* condition

Knock knee (acquired) M21.06 ☑

- congenital Q74.1

Knot(s)

- intestinal, syndrome (volvulus) K56.2
- surfer S89.8 ☑
- umbilical cord (true) O69.2 ☑

Knotting(of)

- hair L67.8
- intestine K56.2

Knuckle pad (Garrod's) M72.1

Koch's

- infection — *see* Tuberculosis
- relapsing fever A68.9

Koch-Weeks' conjunctivitis — *see* Conjunctivitis, acute, mucopurulent

Köebner's syndrome Q81.8

Köenig's disease (osteochondritis dissecans) — *see* Osteochondritis, dissecans

Köhler-Pellegrini-Stieda disease or syndrome (calcification, knee joint) — *see* Bursitis, tibial collateral

Köhler's disease

- patellar — *see* Osteochondrosis, juvenile, patella
- tarsal navicular — *see* Osteochondrosis, juvenile, tarsus

Koilonychia L60.3

- congenital Q84.6

Kojevnikov's, epilepsy — *see* Kozhevnikof's epilepsy

Koplik's spots B05.9

Kopp's asthma E32.8

Korsakoff's (Wernicke) disease, psychosis or syndrome (alcoholic) F10.96

- with dependence F10.26
- drug-induced
  - due to drug abuse — *see* Abuse, drug, by type, with amnestic disorder
  - due to drug dependence — *see* Dependence, drug, by type, with amnestic disorder
- nonalcoholic F04

Korsakov's disease, psychosis or syndrome — *see* Korsakoff's disease

Korsakow's disease, psychosis or syndrome — *see* Korsakoff's disease

Kostmann's disease or syndrome (infantile genetic agranulocytosis) — *see* Agranulocytosis

Kozhevnikof's epilepsy G40.109

- intractable G40.119
  - with status epilepticus G40.111
  - without status epilepticus G40.119
- not intractable G40.109
  - with status epilepticus G40.101
  - without status epilepticus G40.109

Krabbe's

- disease E75.23
- syndrome, congenital muscle hypoplasia Q79.8

Kraepelin-Morel disease — *see* Schizophrenia

Kraft-Weber-Dimitri disease Q85.89

Kraurosis

- ani K62.89
- penis N48.0
- vagina N89.8
- vulva N90.4

Kreotoxism A05.9

Krukenberg's

- spindle — *see* Pigmentation, cornea, posterior
- tumor C79.6 ☑

Kufs' disease E75.4

Kugelberg-Welander disease G12.1

Kuhnt-Junius degeneration (*see also* Degeneration, macula) H35.32 ☑

Kümmell's disease or spondylitis — *see* Spondylopathy, traumatic

Kupffer cell sarcoma C22.3

Kuru A81.81

Kussmaul's

- disease M30.0
- respiration E87.29
  - in diabetic acidosis — *see* Diabetes, by type, with ketoacidosis

Kwashiorkor E40

- marasmic, marasmus type E42

Kyasanur Forest disease A98.2

Kyphoscoliosis, kyphoscoliotic (acquired) (*see also* Scoliosis) M41.9

- congenital Q67.5
- heart (disease) I27.1
- sequelae of rickets E64.3
- tuberculous A18.01

Kyphosis, kyphotic (acquired) M40.209

- cervical region M40.202
- cervicothoracic region M40.203
- congenital Q76.419
  - cervical region Q76.412
  - cervicothoracic region Q76.413
  - occipito-atlanto-axial region Q76.411
  - thoracic region Q76.414
  - thoracolumbar region Q76.415
- Morquio-Brailsford type (spinal) (*see also* subcategory M49.8 ☑) E76.219
- postlaminectomy M96.3
- postradiation therapy M96.2
- postural (adolescent) M40.00
  - cervicothoracic region M40.03
  - thoracic region M40.04
  - thoracolumbar region M40.05
- secondary NEC M40.10
  - cervical region M40.12
  - cervicothoracic region M40.13
  - thoracic region M40.14
  - thoracolumbar region M40.15
- sequelae of rickets E64.3
- specified type NEC M40.299
  - cervical region M40.292
  - cervicothoracic region M40.293
  - thoracic region M40.294
  - thoracolumbar region M40.295
- syphilitic, congenital A50.56
- thoracic region M40.204
- thoracolumbar region M40.205
- tuberculous A18.01

Kyrle disease L87.0

L

- **Labia**, labium — *see* condition
- **Labile**
  - blood pressure R09.89
  - vasomotor system I73.9
- **Labioglossal** paralysis G12.29
- **Labium** leporinum — *see* Cleft, lip
- **Labor** — *see* Delivery
- **Labored** breathing — *see* Hyperventilation
- **Labyrinthitis** (circumscribed) (destructive) (diffuse) (inner ear) (latent) (purulent) (suppurative) (*see also* subcategory) H83.0 ☑
  - syphilitic A52.79
- **Laceration**
  - with abortion — *see* Abortion, by type, complicated by laceration of pelvic organs
  - abdomen, abdominal
    - wall S31.119 ☑
      - with
        - foreign body S31.129 ☑
        - penetration into peritoneal cavity S31.619 ☑
          - with foreign body S31.629 ☑
      - epigastric region S31.112 ☑
        - with
          - foreign body S31.122 ☑
          - penetration into peritoneal cavity S31.612 ☑
            - with foreign body S31.622 ☑
      - left
        - lower quadrant S31.114 ☑
          - with
            - foreign body S31.124 ☑
            - penetration into peritoneal cavity S31.614 ☑
              - with foreign body S31.624 ☑
        - upper quadrant S31.111 ☑
          - with

- foreign body S31.121
- penetration into peritoneal cavity S31.611
  - with foreign body S31.621
- periumbilic region S31.115
  - with
    - foreign body S31.125
    - penetration into peritoneal cavity S31.615
      - with foreign body S31.625
- right
  - lower quadrant S31.113
    - with
      - foreign body S31.123
      - penetration into peritoneal cavity S31.613
        - with foreign body S31.623
  - upper quadrant S31.110
    - with
      - foreign body S31.120
      - penetration into peritoneal cavity S31.610
        - with foreign body S31.620

accidental, complicating surgery — *see* Complications, surgical, accidental puncture or laceration
Achilles tendon S86.02
adrenal gland S37.813
alveolar (process) — *see* Laceration, oral cavity
ankle S91.01
- with
  - foreign body S91.02

antecubital space — *see* Laceration, elbow
anus (sphincter) S31.831
- with
  - ectopic or molar pregnancy O08.6
  - foreign body S31.832

- complicating delivery — *see* Delivery, complicated, by, laceration, anus (sphincter)
- following ectopic or molar pregnancy O08.6
- nontraumatic, nonpuerperal — *see* Fissure, anus

arm (upper) S41.11 ☑
- with foreign body S41.12 ☑
- lower — *see* Laceration, forearm

auditory canal (external) (meatus) — *see* Laceration, ear

auricle, ear — *see* Laceration, ear

axilla — *see* Laceration, arm

back (*see also* Laceration, thorax, back)
- lower S31.010 ☑
  - with
    - foreign body S31.020 ☑
      - with penetration into retroperitoneal space S31.021 ☑
    - penetration into retroperitoneal space S31.011 ☑

bile duct S36.13 ☑

bladder S37.23 ☑
- with ectopic or molar pregnancy O08.6
- following ectopic or molar pregnancy O08.6
- obstetrical trauma O71.5

blood vessel — *see* Injury, blood vessel

bowel (*see also* Laceration, intestine)
- with ectopic or molar pregnancy O08.6
- complicating abortion — *see* Abortion, by type, complicated by, specified condition NEC
- following ectopic or molar pregnancy O08.6
- obstetrical trauma O71.5

brain (any part) (cortex) (diffuse) (membrane) (*see also* Injury, intracranial, diffuse)
- during birth P10.8
  - with hemorrhage P10.1
- focal — *see* Injury, intracranial, focal brain injury

brainstem S06.38 ☑

breast S21.01 ☑

- with foreign body S21.02 ☑
- broad ligament S37.893 ☑
  - with ectopic or molar pregnancy O08.6
  - following ectopic or molar pregnancy O08.6
  - laceration syndrome N83.8
  - obstetrical trauma O71.6
  - syndrome (laceration) N83.8
- buttock S31.801 ☑
  - with foreign body S31.802 ☑
  - left S31.821 ☑
    - with foreign body S31.822 ☑
  - right S31.811 ☑
    - with foreign body S31.812 ☑
- calf — *see* Laceration, leg
- canaliculus lacrimalis — *see* Laceration, eyelid
- canthus, eye — *see* Laceration, eyelid
- capsule, joint — *see* Sprain
- causing eversion of cervix uteri (old) N86
- central (perineal), complicating delivery O70.9
- cerebellum, traumatic S06.37 ☑
- cerebral S06.33 ☑
  - left side S06.32 ☑
  - during birth P10.8
    - with hemorrhage P10.1
  - right side S06.31 ☑
- cervix (uteri)
  - with ectopic or molar pregnancy O08.6
  - following ectopic or molar pregnancy O08.6
  - nonpuerperal, nontraumatic N88.1
  - obstetrical trauma (current) O71.3
  - old (postpartal) N88.1
  - traumatic S37.63 ☑

- cheek (external) S01.41 ☑
  - with foreign body S01.42 ☑
  - internal — *see* Laceration, oral cavity
- chest wall — *see* Laceration, thorax
- chin — *see* Laceration, head, specified site NEC
- chordae tendinae NEC I51.1
  - concurrent with acute myocardial infarction — *see* Infarct, myocardium
  - following acute myocardial infarction (current complication) I23.4
- clitoris — *see* Laceration, vulva
- colon — *see* Laceration, intestine, large, colon
- common bile duct S36.13 ☑
- cortex (cerebral) — *see* Injury, intracranial, diffuse
- costal region — *see* Laceration, thorax
- cystic duct S36.13 ☑
- diaphragm S27.803 ☑
- digit(s)
  - hand — *see* Laceration, finger
  - foot — *see* Laceration, toe
- duodenum S36.430 ☑
- ear (canal) (external) S01.31 ☑
  - with foreign body S01.32 ☑
  - drum S09.2 ☑
- elbow S51.01 ☑
  - with
    - foreign body S51.02 ☑
- epididymis — *see* Laceration, testis
- epigastric region — *see* Laceration, abdomen, wall, epigastric region
- esophagus K22.89
  - traumatic
    - cervical S11.21 ☑
      - with foreign body S11.22 ☑

- thoracic S27.813 ☑
- eye (ball) S05.3 ☑
  - with prolapse or loss of intraocular tissue S05.2 ☑
  - penetrating S05.6 ☑
- eyebrow — *see* Laceration, eyelid
- eyelid S01.11 ☑
  - with foreign body S01.12 ☑
- face NEC — *see* Laceration, head, specified site NEC
- fallopian tube S37.539 ☑
  - bilateral S37.532 ☑
  - unilateral S37.531 ☑
- finger(s) S61.219 ☑
  - with
    - damage to nail S61.319 ☑
      - with
        - foreign body S61.329 ☑
    - foreign body S61.229 ☑
  - index S61.218 ☑
    - with
      - damage to nail S61.318 ☑
        - with
          - foreign body S61.328 ☑
      - foreign body S61.228 ☑
    - left S61.211 ☑
      - with
        - damage to nail S61.311 ☑
          - with
            - foreign body S61.321 ☑
        - foreign body S61.221 ☑
    - right S61.210 ☑
      - with

- damage to nail S61.310 ☑
  - with
    - foreign body S61.320 ☑
  - foreign body S61.220 ☑
- little S61.218 ☑
  - with
    - damage to nail S61.318 ☑
      - with
        - foreign body S61.328 ☑
      - foreign body S61.228 ☑
    - left S61.217 ☑
      - with
        - damage to nail S61.317 ☑
          - with
            - foreign body S61.327 ☑
        - foreign body S61.227 ☑
    - right S61.216 ☑
      - with
        - damage to nail S61.316 ☑
          - with
            - foreign body S61.326 ☑
        - foreign body S61.226 ☑
- middle S61.218 ☑
  - with
    - damage to nail S61.318 ☑
      - with
        - foreign body S61.328 ☑
      - foreign body S61.228 ☑
    - left S61.213 ☑
      - with
        - damage to nail S61.313 ☑
          - with

- foreign body S61.323
- foreign body S61.223
- right S61.212
  - with
    - damage to nail S61.312
      - with
        - foreign body S61.322
    - foreign body S61.222
- ring S61.218
  - with
    - damage to nail S61.318
      - with
        - foreign body S61.328
    - foreign body S61.228
  - left S61.215
    - with
      - damage to nail S61.315
        - with
          - foreign body S61.325
      - foreign body S61.225
  - right S61.214
    - with
      - damage to nail S61.314
        - with
          - foreign body S61.324
      - foreign body S61.224
- flank S31.11A
  - with
    - foreign body S31.12A
    - penetration into peritoneal cavity S31.61A
      - with foreign body S31.62A

- left S31.117 ☑
  - with
    - foreign body S31.127 ☑
    - penetration into peritoneal cavity S31.617 ☑
      - with foreign body S31.627 ☑
- right S31.116 ☑
  - with
    - foreign body S31.126 ☑
    - penetration into peritoneal cavity S31.616 ☑
      - with foreign body S31.626 ☑
- foot (except toe(s) alone) S91.319 ☑
  - with foreign body S91.329 ☑
  - left S91.312 ☑
    - with foreign body S91.322 ☑
  - right S91.311 ☑
    - with foreign body S91.321 ☑
  - toe — *see* Laceration, toe
- forearm S51.819 ☑
  - with
    - foreign body S51.829 ☑
  - elbow only — *see* Laceration, elbow
  - left S51.812 ☑
    - with
      - foreign body S51.822 ☑
  - right S51.811 ☑
    - with
      - foreign body S51.821 ☑
- forehead S01.81 ☑
  - with foreign body S01.82 ☑
- fourchette O70.0

- with ectopic or molar pregnancy O08.6
- complicating delivery O70.0
- following ectopic or molar pregnancy O08.6

gallbladder S36.123 ☑
genital organs, external
- female S31.512 ☑
  - with foreign body S31.522 ☑
  - vagina — *see* Laceration, vagina
  - vulva — *see* Laceration, vulva
- male S31.511 ☑
  - with foreign body S31.521 ☑
  - penis — *see* Laceration, penis
  - scrotum — *see* Laceration, scrotum
  - testis — *see* Laceration, testis

groin — *see* Laceration, abdomen, wall
gum — *see* Laceration, oral cavity
hand S61.419 ☑
- with
  - foreign body S61.429 ☑
- finger — *see* Laceration, finger
- left S61.412 ☑
  - with
    - foreign body S61.422 ☑
- right S61.411 ☑
  - with
    - foreign body S61.421 ☑
- thumb — *see* Laceration, thumb

head S01.91 ☑

- with foreign body S01.92 ☑
- cheek — *see* Laceration, cheek
- ear — *see* Laceration, ear
- eyelid — *see* Laceration, eyelid
- lip — *see* Laceration, lip
- nose — *see* Laceration, nose
- oral cavity — *see* Laceration, oral cavity
- scalp S01.01 ☑
  - with foreign body S01.02 ☑
- specified site NEC S01.81 ☑
  - with foreign body S01.82 ☑
- temporomandibular area — *see* Laceration, cheek

heart — *see* Injury, heart, laceration
heel — *see* Laceration, foot
hepatic duct S36.13 ☑
hip S71.019 ☑
- with foreign body S71.029 ☑
- left S71.012 ☑
  - with foreign body S71.022 ☑
- right S71.011 ☑
  - with foreign body S71.021 ☑

hymen — *see* Laceration, vagina
hypochondrium — *see* Laceration, abdomen, wall
hypogastric region — *see* Laceration, abdomen, wall
ileum S36.438 ☑
inguinal region — *see* Laceration, abdomen, wall
instep — *see* Laceration, foot
internal organ — *see* Injury, by site
interscapular region — *see* Laceration, thorax, back
intestine
- large

- colon S36.539 ☑
  - ascending S36.530 ☑
  - descending S36.532 ☑
  - sigmoid S36.533 ☑
  - specified site NEC S36.538 ☑
- rectum S36.63 ☑
  - transverse S36.531 ☑
- small S36.439 ☑
  - duodenum S36.430 ☑
  - specified site NEC S36.438 ☑
- intra-abdominal organ S36.93 ☑
  - intestine — *see* Laceration, intestine
  - liver — *see* Laceration, liver
  - pancreas — *see* Laceration, pancreas
  - peritoneum S36.81 ☑
  - specified site NEC S36.893 ☑
  - spleen — *see* Laceration, spleen
  - stomach — *see* Laceration, stomach
- intracranial NEC (*see also* Injury, intracranial, diffuse)
  - birth injury P10.9
- jaw — *see* Laceration, head, specified site NEC
- jejunum S36.438 ☑
- joint capsule — *see* Sprain, by site
- kidney S37.03 ☑
  - major (greater than 3 cm) (massive) (stellate) S37.06 ☑
  - minor (less than 1 cm) S37.04 ☑
  - moderate (1 to 3 cm) S37.05 ☑
    - multiple S37.06 ☑
- knee S81.01 ☑
  - with foreign body S81.02 ☑

- labium (majus) (minus) — *see* Laceration, vulva
- lacrimal duct — *see* Laceration, eyelid
- large intestine — *see* Laceration, intestine, large
- larynx S11.011 ☑
  - with foreign body S11.012 ☑
- leg (lower) S81.819 ☑
  - with foreign body S81.829 ☑
  - foot — *see* Laceration, foot
  - knee — *see* Laceration, knee
  - left S81.812 ☑
    - with foreign body S81.822 ☑
  - right S81.811 ☑
    - with foreign body S81.821 ☑
  - upper — *see* Laceration, thigh
- ligament — *see* Sprain
- lip S01.511 ☑
  - with foreign body S01.521 ☑
- liver S36.113 ☑
  - major (stellate) S36.116 ☑
  - minor S36.114 ☑
  - moderate S36.115 ☑
- loin — *see* Laceration, abdomen, wall
- lower back — *see* Laceration, back, lower
- lumbar region — *see* Laceration, back, lower
- lung S27.339 ☑
  - bilateral S27.332 ☑
  - unilateral S27.331 ☑

- malar region — *see* Laceration, head, specified site NEC
- mammary — *see* Laceration, breast
- mastoid region — *see* Laceration, head, specified site NEC
- meninges — *see* Injury, intracranial, diffuse
- meniscus — *see* Tear, meniscus
- mesentery S36.893 ☑
- mesosalpinx S37.893 ☑
- mouth — *see* Laceration, oral cavity
- muscle — *see* Injury, muscle, by site, laceration
- nail
  - finger — *see* Laceration, finger, with damage to nail
  - toe — *see* Laceration, toe, with damage to nail
- nasal (septum) (sinus) — *see* Laceration, nose
- nasopharynx — *see* Laceration, head, specified site NEC
- neck S11.91 ☑
  - with foreign body S11.92 ☑
  - involving
    - cervical esophagus S11.21 ☑
      - with foreign body S11.22 ☑
    - larynx — *see* Laceration, larynx
    - pharynx — *see* Laceration, pharynx
    - thyroid gland — *see* Laceration, thyroid gland
    - trachea — *see* Laceration, trachea
  - specified site NEC S11.81 ☑
    - with foreign body S11.82 ☑
- nerve — *see* Injury, nerve
- nose (septum) (sinus) S01.21 ☑
  - with foreign body S01.22 ☑
- ocular NOS S05.3 ☑
  - adnexa NOS S01.11 ☑
- oral cavity S01.512 ☑
  - with foreign body S01.522 ☑

- orbit (eye) — *see* Wound, open, ocular, orbit
- ovary S37.439 ☑
  - bilateral S37.432 ☑
  - unilateral S37.431 ☑
- palate — *see* Laceration, oral cavity
- palm — *see* Laceration, hand
- pancreas S36.239 ☑
  - body S36.231 ☑
    - major S36.261 ☑
    - minor S36.241 ☑
    - moderate S36.251 ☑
  - head S36.230 ☑
    - major S36.260 ☑
    - minor S36.240 ☑
    - moderate S36.250 ☑
  - major S36.269 ☑
  - minor S36.249 ☑
  - moderate S36.259 ☑
  - tail S36.232 ☑
    - major S36.262 ☑
    - minor S36.242 ☑
    - moderate S36.252 ☑
- pelvic S31.010 ☑
  - with
    - foreign body S31.020 ☑
      - penetration into retroperitoneal cavity S31.021 ☑
    - penetration into retroperitoneal cavity S31.011 ☑
  - floor (*see also* Laceration, back, lower)

- with ectopic or molar pregnancy O08.6
- complicating delivery O70.1
- following ectopic or molar pregnancy O08.6
- old (postpartal) N81.89
- organ S37.93 ☑
  - with ectopic or molar pregnancy O08.6
  - adrenal gland S37.813 ☑
  - bladder S37.23 ☑
  - fallopian tube — *see* Laceration, fallopian tube
  - following ectopic or molar pregnancy O08.6
  - kidney — *see* Laceration, kidney
  - obstetrical trauma O71.5
  - ovary — *see* Laceration, ovary
  - prostate S37.823 ☑
  - specified site NEC S37.893 ☑
  - ureter S37.13 ☑
  - urethra S37.33 ☑
  - uterus S37.63 ☑
- penis S31.21 ☑
  - with foreign body S31.22 ☑
- perineum
  - female S31.41 ☑
    - with
      - ectopic or molar pregnancy O08.6
      - foreign body S31.42 ☑
    - during delivery O70.9
      - first degree O70.0
      - fourth degree O70.3
      - second degree O70.1
      - third degree (*see also* Delivery, complicated, by, laceration, perineum, third degree) O70.20

- old (postpartal) N81.89
- postpartal N81.89
- secondary (postpartal) O90.1

male S31.119 ☑
- with foreign body S31.129 ☑

periocular area (with or without lacrimal passages) — *see* Laceration, eyelid
peritoneum S36.81 ☑
periumbilic region — *see* Laceration, abdomen, wall, periumbilic
periurethral tissue — *see* Laceration, urethra
phalanges
- finger — *see* Laceration, finger
- toe — *see* Laceration, toe

pharynx S11.21 ☑
- with foreign body S11.22 ☑

pinna — *see* Laceration, ear
popliteal space — *see* Laceration, knee
prepuce — *see* Laceration, penis
prostate S37.823 ☑
pubic region S31.119 ☑
- with foreign body S31.129 ☑

pudendum — *see* Laceration, genital organs, external
rectovaginal septum — *see* Laceration, vagina
rectum S36.63 ☑
retroperitoneum S36.893 ☑
round ligament S37.893 ☑
sacral region — *see* Laceration, back, lower
sacroiliac region — *see* Laceration, back, lower
salivary gland — *see* Laceration, oral cavity
scalp S01.01 ☑
- with foreign body S01.02 ☑

- scapular region — *see* Laceration, shoulder
- scrotum S31.31 ☑
  - with foreign body S31.32 ☑
- seminal vesicle S37.893 ☑
- shin — *see* Laceration, leg
- shoulder S41.019 ☑
  - with foreign body S41.029 ☑
  - left S41.012 ☑
    - with foreign body S41.022 ☑
  - right S41.011 ☑
    - with foreign body S41.021 ☑
- small intestine — *see* Laceration, intestine, small
- spermatic cord — *see* Laceration, testis
- spinal cord (meninges) (*see also* Injury, spinal cord, by region)
  - due to injury at birth P11.5
  - newborn (birth injury) P11.5
- spleen S36.039 ☑
  - major (massive) (stellate) S36.032 ☑
  - moderate S36.031 ☑
  - superficial (minor) S36.030 ☑
- sternal region — *see* Laceration, thorax, front
- stomach S36.33 ☑
- submaxillary region — *see* Laceration, head, specified site NEC
- submental region — *see* Laceration, head, specified site NEC
- subungual
  - finger(s) — *see* Laceration, finger, with damage to nail
  - toe(s) — *see* Laceration, toe, with damage to nail
- suprarenal gland — *see* Laceration, adrenal gland
- temple, temporal region — *see* Laceration, head, specified site NEC
- temporomandibular area — *see* Laceration, cheek
- tendon — *see* Injury, muscle, by site, laceration
  - Achilles S86.02 ☑

- tentorium cerebelli — *see* Injury, intracranial, diffuse
- testis S31.31 ☑
  - with foreign body S31.32 ☑
- thigh S71.11 ☑
  - with foreign body S71.12 ☑
- thorax, thoracic (wall) S21.91 ☑
  - with foreign body S21.92 ☑
    - back S21.22 ☑
      - with penetration into thoracic cavity S21.42 ☑
    - front S21.12 ☑
      - with penetration into thoracic cavity S21.32 ☑
  - back S21.21 ☑
    - with
      - foreign body S21.22 ☑
        - with penetration into thoracic cavity S21.42 ☑
      - penetration into thoracic cavity S21.41 ☑
  - breast — *see* Laceration, breast
  - front S21.11 ☑
    - with
      - foreign body S21.12 ☑
        - with penetration into thoracic cavity S21.32 ☑
      - penetration into thoracic cavity S21.31 ☑
- thumb S61.019 ☑
  - with
    - damage to nail S61.119 ☑
      - with
        - foreign body S61.129 ☑
    - foreign body S61.029 ☑
  - left S61.012 ☑
    - with
      - damage to nail S61.112 ☑
        - with

- foreign body S61.122 ☑
- foreign body S61.022 ☑
- right S61.011 ☑
  - with
    - damage to nail S61.111 ☑
      - with
        - foreign body S61.121 ☑
    - foreign body S61.021 ☑
- thyroid gland S11.11 ☑
  - with foreign body S11.12 ☑
- toe(s) S91.119 ☑
  - with
    - damage to nail S91.219 ☑
      - with
        - foreign body S91.229 ☑
    - foreign body S91.129 ☑
  - great S91.113 ☑
    - with
      - damage to nail S91.213 ☑
        - with
          - foreign body S91.223 ☑
      - foreign body S91.123 ☑
    - left S91.112 ☑
      - with
        - damage to nail S91.212 ☑
          - with
            - foreign body S91.222 ☑
        - foreign body S91.122 ☑
    - right S91.111 ☑
      - with
        - damage to nail S91.211 ☑

- with
  - foreign body S91.221 ☑
- foreign body S91.121 ☑
- lesser S91.116 ☑
  - with
    - damage to nail S91.216 ☑
      - with
        - foreign body S91.226 ☑
      - foreign body S91.126 ☑
    - left S91.115 ☑
      - with
        - damage to nail S91.215 ☑
          - with
            - foreign body S91.225 ☑
        - foreign body S91.125 ☑
    - right S91.114 ☑
      - with
        - damage to nail S91.214 ☑
          - with
            - foreign body S91.224 ☑
        - foreign body S91.124 ☑
- tongue — *see* Laceration, oral cavity
- trachea S11.021 ☑
  - with foreign body S11.022 ☑
- tunica vaginalis — *see* Laceration, testis
- tympanum, tympanic membrane — *see* Laceration, ear, drum
- umbilical region S31.115 ☑
  - with foreign body S31.125 ☑
- ureter S37.13 ☑
- urethra S37.33 ☑

- with or following ectopic or molar pregnancy O08.6
- obstetrical trauma O71.5

urinary organ NEC S37.893 ☑
uterus S37.63 ☑
- with ectopic or molar pregnancy O08.6
- following ectopic or molar pregnancy O08.6
- nonpuerperal, nontraumatic N85.8
- obstetrical trauma NEC O71.81
- old (postpartal) N85.8

uvula — *see* Laceration, oral cavity
vagina S31.41 ☑
- with
  - ectopic or molar pregnancy O08.6
  - foreign body S31.42 ☑
- during delivery O71.4
  - with perineal laceration — *see* Laceration, perineum, female, during delivery
- following ectopic or molar pregnancy O08.6
- nonpuerperal, nontraumatic N89.8
- old (postpartal) N89.8

vas deferens S37.893 ☑
vesical — *see* Laceration, bladder
vocal cords S11.031 ☑
- with foreign body S11.032 ☑

vulva S31.41 ☑
- with
  - ectopic or molar pregnancy O08.6
  - foreign body S31.42 ☑
- complicating delivery O70.0
- following ectopic or molar pregnancy O08.6
- nonpuerperal, nontraumatic N90.89
- old (postpartal) N90.89

wrist S61.519 ☑
- with

- foreign body S61.529 ☑
- left S61.512 ☑
  - with
    - foreign body S61.522 ☑
- right S61.511 ☑
  - with
    - foreign body S61.521 ☑

Lack of
- achievement in school Z55.3
- adequate
  - food Z59.48
  - intermaxillary vertical dimension of fully erupted teeth M26.36
  - sleep Z72.820
- air conditioning Z59.11
- appetite (*see* Anorexia) R63.0
- awareness R41.9
- basic services in physical environment Z58.81
- care
  - in home Z74.2
  - of infant (at or after birth) T76.02 ☑
    - confirmed T74.02 ☑
- cognitive functions R41.9
- coordination R27.9
  - ataxia R27.0
  - specified type NEC R27.8
- development (physiological) R62.50
  - failure to thrive (child over 28 days old) R62.51
    - adult R62.7
    - newborn P92.6
  - short stature R62.52
  - specified type NEC R62.59

- electricity services Z59.12
- emotional support Z60.8
- energy R53.83
- financial resources Z59.6
- food Z59.48
- gas services Z59.12
- growth R62.52
- heating Z59.11
- housing (permanent) (temporary) Z59.00
  - adequate Z59.10
- learning experiences in childhood Z62.898
- leisure time (affecting life-style) Z73.2
- material resources due to limited financial resources, specified NEC Z59.87
- memory (*see also* Amnesia)
  - mild, following organic brain damage F06.8
- oil services Z59.12
- ovulation N97.0
- parental supervision or control of child Z62.0
- person able to render necessary care Z74.2
- physical exercise Z72.3
- play experience in childhood Z62.898
- posterior occlusal support M26.57
- relaxation (affecting life-style) Z73.2
- safe drinking water Z58.6
- sexual
  - desire F52.0
  - enjoyment F52.1

- shelter Z59.02
- sleep (adequate) Z72.820
- supervision of child by parent Z62.0
- support, posterior occlusal M26.57
- transportation Z59.82
- water T73.1 ☑
  - safe drinking Z58.6
  - services Z59.12

Lacrimal — *see* condition

Lacrimation, abnormal — *see* Epiphora

Lacrimonasal duct — *see* condition

Lactate, elevated — *see* Acidosis, lactic

Lactation, lactating (breast) (puerperal, postpartum)
- associated
  - cracked nipple O92.13
  - retracted nipple O92.03
- defective O92.4
- disorder NEC O92.79
- excessive O92.6
- failed (complete) O92.3
  - partial O92.4
- mastitis NEC — *see* Mastitis, obstetric
- mother (care and/or examination) Z39.1
- nonpuerperal N64.3

Lacticemia, excessive (*see also* Acidosis) E87.20

Lacunar skull Q75.8

LAD (leukocyte adhesion deficiency) (LAD-I) (LAD-II) (LAD-III) D71.1

Laennec's cirrhosis K70.30
- with ascites K70.31
- nonalcoholic K74.69

- **Lafora** disease (*see also* Epilepsy, progressive, Lafora) G40.C09
- **Lag**, lid (nervous) — *see* Retraction, lid
- **Lagophthalmos** (eyelid) (nervous) H02.209
  - bilateral, upper and lower eyelids H02.20C
  - cicatricial H02.219
    - bilateral, upper and lower eyelids H02.21C
    - left H02.216
      - lower H02.215
      - upper H02.214
      - upper and lower eyelids H02.21B
    - right H02.213
      - lower H02.212
      - upper H02.211
      - upper and lower eyelids H02.21A
  - keratoconjunctivitis — *see* Keratoconjunctivitis
  - left H02.206
    - lower H02.205
    - upper H02.204
    - upper and lower eyelids H02.20B
  - mechanical H02.229
    - bilateral, upper and lower eyelids H02.22C
    - left H02.226
      - lower H02.225
      - upper H02.224
      - upper and lower eyelids H02.22B
    - right H02.223
      - lower H02.222
      - upper H02.221
      - upper and lower eyelids H02.22A
  - paralytic H02.239
    - bilateral, upper and lower eyelids H02.23C
    - left H02.236

- lower H02.235
- upper H02.234
- upper and lower eyelids H02.23B
- right H02.233
  - lower H02.232
  - upper H02.231
  - upper and lower eyelids H02.23A
- right H02.203
  - lower H02.202
  - upper H02.201
  - upper and lower eyelids H02.20A

Laki-Lorand factor deficiency — *see* Defect, coagulation, specified type NEC

Lalling F80.0

Lambert-Eaton syndrome — *see* Syndrome, Lambert-Eaton

Lambliasis, lambliosis A07.1

Landau-Kleffner syndrome — *see* Epilepsy, specified NEC

Landouzy-Déjérine dystrophy or facioscapulohumeral atrophy G71.02

Landouzy's disease (icterohemorrhagic leptospirosis) A27.0

Landry-Guillain-Barré, syndrome or paralysis G61.0

Landry's disease or paralysis G61.0

Lane's
- band Q43.3
- kink — *see* Obstruction, intestine
- syndrome K90.2

Langdon Down syndrome — *see* Trisomy, 21

Lapsed immunization schedule status Z28.39

Large
- baby (regardless of gestational age) (4000g to 4499g) P08.1
- ear, congenital Q17.1
- physiological cup Q14.2
- stature R68.89

- **Large-for-dates** NEC (infant) (4000g to 4499g) P08.1
  - affecting management of pregnancy O36.6 ☑
  - exceptionally (4500g or more) P08.0
- **Larsen-Johansson** disease or osteochondrosis — *see* Osteochondrosis, juvenile, patella
- **Larsen's** syndrome (flattened facies and multiple congenital dislocations) Q74.8
- **Larva** migrans
  - cutaneous B76.9
    - Ancylostoma B76.0
  - visceral B83.0
- **Laryngeal** — *see* condition
- **Laryngismus** (stridulus) J38.5
  - congenital P28.89
  - diphtheritic A36.2
- **Laryngitis** (acute) (edematous) (fibrinous) (infective) (infiltrative) (malignant) (membranous) (phlegmonous) (pneumococcal) (pseudomembranous) (septic) (subglottic) (suppurative) (ulcerative) J04.0
  - with
    - influenza, flu, or grippe — *see* Influenza, with, laryngitis
    - tracheitis (acute) — *see* Laryngotracheitis
  - atrophic J37.0
  - catarrhal J37.0
  - chronic J37.0
    - with tracheitis (chronic) J37.1
  - diphtheritic A36.2
  - due to external agent — *see* Inflammation, respiratory, upper, due to
  - Hemophilus influenzae J04.0
  - H. influenzae J04.0
  - hypertrophic J37.0
  - influenzal — *see* Influenza, with, respiratory manifestations NEC
  - obstructive J05.0
  - sicca J37.0
  - spasmodic J05.0
    - acute J04.0

- streptococcal J04.0
- stridulous J05.0
- syphilitic (late) A52.73
  - congenital A50.59 *[J99]*
    - early A50.03 *[J99]*
- tuberculous A15.5
- Vincent's A69.1

Laryngocele (congenital) (ventricular) Q31.3

Laryngofissure J38.7
- congenital Q31.8

Laryngomalacia (congenital) Q31.5

Laryngopharyngitis (acute) J06.0
- chronic J37.0
- due to external agent — *see* Inflammation, respiratory, upper, due to

Laryngoplegia J38.00
- bilateral J38.02
- unilateral J38.01

Laryngoptosis J38.7

Laryngospasm J38.5

Laryngostenosis J38.6

Laryngotracheitis (acute) (Infectional) (infective) (viral) J04.2
- atrophic J37.1
- catarrhal J37.1
- chronic J37.1
- diphtheritic A36.2
- due to external agent — *see* Inflammation, respiratory, upper, due to
- Hemophilus influenzae J04.2
- hypertrophic J37.1
- influenzal — *see* Influenza, with, respiratory manifestations NEC
- pachydermic J38.7
- sicca J37.1
- spasmodic J38.5

- acute J05.0
- streptococcal J04.2
- stridulous J38.5
- syphilitic (late) A52.73
  - congenital A50.59 *[J99]*
    - early A50.03 *[J99]*
- tuberculous A15.5
- Vincent's A69.1

Laryngotracheobronchitis — *see* Bronchitis

Larynx, laryngeal — *see* condition

Lassa fever A96.2

Lassitude — *see* Weakness

Late
- talker R62.0
- walker R62.0

Late effect(s) — *see* Sequelae

Latent — *see* condition

Laterocession — *see* Lateroversion

Lateroflexion — *see* Lateroversion

Lateroversion
- cervix — *see* Lateroversion, uterus
- uterus, uterine (cervix) (postinfectional) (postpartal, old) N85.4
  - congenital Q51.818
  - in pregnancy or childbirth O34.59 ☑

Lathyrism — *see* Poisoning, food, noxious, plant

Launois' syndrome (pituitary gigantism) E22.0

Launois-Bensaude adenolipomatosis E88.89

Laurence-Moon syndrome Q87.84

Lax, laxity (*see also* Relaxation)
- ligament (ous) (*see also* Disorder, ligament)
  - familial M35.7
  - knee — *see* Derangement, knee

- skin (acquired) L57.4
  - congenital Q82.8

Laxative habit F55.2

Lazy leukocyte syndrome D70.8

LBSL (leukoencephalopathy with brainstem - spinal cord involvement - lactate elevation) E88.43

LTBI (latent tuberculosis infection) Z22.7

LTBL (leukoencephalopathy with thalamus - brainstem involvement - high lactate) E88.43

Lead miner's lung J63.6

Leak, leakage

- air NEC J93.82
  - postprocedural J95.812
- amniotic fluid — *see* Rupture, membranes, premature
- blood (microscopic), fetal, into maternal circulation affecting management of pregnancy — *see* Pregnancy, complicated by
- cerebrospinal fluid G96.00
  - cranial
    - postoperative G96.08
    - specified NEC G96.08
    - spontaneous G96.01
    - traumatic G96.08
  - from spinal (lumbar) puncture G97.0
  - spinal
    - postoperative G96.09
    - post-traumatic G96.09
    - specified NEC G96.09
    - spontaneous G96.02
  - spontaneous
    - from
      - skull base G96.01
      - spine G96.02
- CSF — *see* Leak, cerebrospinal fluid
- device, implant or graft (*see also* Complications, by site and type, mechanical)

- arterial graft NEC — *see* Complication, vascular, graft, mechanical, leakage T82.838 ☑
- breast (implant) T85.43 ☑
- catheter NEC T85.638 ☑
  - urinary T83.038 ☑
    - cystostomy T83.030 ☑
    - Hopkins T83.038 ☑
    - ileostomy T83.038 ☑
    - indwelling T83.031 ☑
    - nephrostomy T83.032 ☑
    - specified NEC T83.038 ☑
    - urostomy T83.038 ☑
  - dialysis (renal) T82.43 ☑
    - intraperitoneal T85.631 ☑
  - infusion NEC T82.534 ☑
    - spinal (epidural) (subdural) T85.630 ☑
- gastrointestinal — *see* Complications, prosthetic device, mechanical, gastrointestinal device
- genital NEC T83.498 ☑
  - penile prosthesis (cylinder) (implanted) (pump) (reservoir) T83.490 ☑
  - testicular prosthesis T83.491 ☑
- heart NEC — *see* Complication, cardiovascular device, mechanical
- joint prosthesis — *see* Complications, joint prosthesis, mechanical, specified NEC, by site
- ocular NEC — *see* Complications, prosthetic device, mechanical, ocular device
- orthopedic NEC — *see* Complication, orthopedic, device, mechanical
- persistent air J93.82
- specified NEC T85.638 ☑
- urinary NEC (*see also* Complication, genitourinary, device, urinary, mechanical)
  - graft T83.23 ☑
- vascular NEC — *see* Complication, cardiovascular device, mechanical
- ventricular intracranial shunt T85.03 ☑

urine — *see* Incontinence

- **Leaky** heart — *see* Endocarditis
- **Learning** defect (specific) F81.9
- **Leather** bottle stomach C16.9
- **Leber's**
  - congenital amaurosis H35.50
  - optic atrophy (hereditary) H47.22
- **Lederer's** anemia D59.19
- **Leeches** (external) — *see* Hirudiniasis
- **Leg** — *see* condition
- **Legg** (-Calvé)-Perthes disease, syndrome or osteochondrosis M91.1 ☑
- **Legionellosis** A48.1
  - nonpneumonic A48.2
- **Legionnaires'**
  - disease A48.1
    - nonpneumonic A48.2
  - pneumonia A48.1
- **Leigh's** disease G31.82
- **Leiner's** disease L21.1
- **Leiofibromyoma** — *see* Leiomyoma
- **Leiomyoblastoma** — *see* Neoplasm, connective tissue, benign
- **Leiomyofibroma** (*see also* Neoplasm, connective tissue, benign)
  - uterus (cervix) (corpus) D25.9
- **Leiomyoma** (*see also* Neoplasm, connective tissue, benign)
  - bizarre — *see* Neoplasm, connective tissue, benign
  - cellular — *see* Neoplasm, connective tissue, benign
  - epithelioid — *see* Neoplasm, connective tissue, benign
  - uterus (cervix) (corpus) D25.9
    - intramural D25.1
    - submucous D25.0
    - subserosal D25.2
  - vascular — *see* Neoplasm, connective tissue, benign
- **Leiomyoma,** leiomyomatosis (intravascular) — *see* Neoplasm, connective tissue, uncertain behavior
- **Leiomyosarcoma** (*see also* Neoplasm, connective tissue, malignant)

- epithelioid — *see* Neoplasm, connective tissue, malignant
- myxoid — *see* Neoplasm, connective tissue, malignant

Leishmaniasis B55.9
- American (mucocutaneous) B55.2
  - cutaneous B55.1
- Asian Desert B55.1
- Brazilian B55.2
- cutaneous (any type) B55.1
- dermal (*see also* Leishmaniasis, cutaneous)
  - post-kala-azar B55.0
- eyelid B55.1
- infantile B55.0
- Mediterranean B55.0
- mucocutaneous (American) (New World) B55.2
- naso-oral B55.2
- nasopharyngeal B55.2
- old world B55.1
- tegumentaria diffusa B55.1
- visceral B55.0

Leishmanoid, dermal (*see also* Leishmaniasis, cutaneous)
- post-kala-azar B55.0

Lenegre's disease I44.2

Lengthening, leg — *see* Deformity, limb, unequal length

Lennert's lymphoma — *see* Lymphoma, Lennert's

Lennox-Gastaut syndrome G40.812
- intractable G40.814
  - with status epilepticus G40.813
  - without status epilepticus G40.814
- not intractable G40.812
  - with status epilepticus G40.811
  - without status epilepticus G40.812

- **Lens** — *see* condition
- **Lenticonus** (anterior) (posterior) (congenital) Q12.8
- **Lenticular** degeneration, progressive E83.01
- **Lentiglobus** (posterior) (congenital) Q12.8
- **Lentigo** (congenital) L81.4
  - maligna (*see also* Melanoma, in situ)
    - melanoma — *see* Melanoma
- **Lentivirus**, as cause of disease classified elsewhere B97.31
- **Leontiasis**
  - ossium M85.2
  - syphilitic (late) A52.78
    - congenital A50.59
- **Lepothrix** A48.8
- **Lepra** — *see* Leprosy
- **Leprechaunism** E34.8
- **Leprosy** A30. ☑
  - with muscle disorder A30.9 *[M63.80]*
    - ankle A30.9 *[M63.87 ☑]*
    - foot A30.9 *[M63.87 ☑]*
    - forearm A30.9 *[M63.83 ☑]*
    - hand A30.9 *[M63.84 ☑]*
    - lower leg A30.9 *[M63.86 ☑]*
    - multiple sites A30.9 *[M63.89]*
    - pelvic region A30.9 *[M63.85 ☑]*
    - shoulder region A30.9 *[M63.81 ☑]*
    - specified site NEC A30.9 *[M63.88]*
    - thigh A30.9 *[M63.85 ☑]*
    - upper arm A30.9 *[M63.82 ☑]*

anesthetic A30.9
BB A30.3
BL A30.4
borderline (infiltrated) (neuritic) A30.3
lepromatous A30.4
tuberculoid A30.2
BT A30.2
dimorphous (infiltrated) (neuritic) A30.3
I A30.0
indeterminate (macular) (neuritic) A30.0
lepromatous (diffuse) (infiltrated) (macular) (neuritic) (nodular) A30.5
LL A30.5
macular (early) (neuritic) (simple) A30.9
maculoanesthetic A30.9
mixed A30.3
neural A30.9
nodular A30.5
primary neuritic A30.3
specified type NEC A30.8
TT A30.1
tuberculoid (major) (minor) A30.1

Leptocytosis, hereditary D56.9

Leptomeningitis (chronic) (circumscribed) (hemorrhagic) (nonsuppurative) — *see* Meningitis

Leptomeningopathy G96.198

Leptospiral — *see* condition

Leptospirochetal — *see* condition

Leptospirosis A27.9
canicola A27.89
due to Leptospira interrogans serovar icterohaemorrhagiae A27.0
icterohemorrhagica A27.0
pomona A27.89
Weil's disease A27.0

- **Leptus** dermatitis B88.09
- **Leriche's** syndrome (aortic bifurcation occlusion) I74.09
- **Leri's** pleonosteosis Q78.8
- **Leri-Weill** syndrome Q77.8
- **Lermoyez'** syndrome — *see* Vertigo, peripheral NEC
- **Lesch-Nyhan** syndrome E79.1
- **Leser-Trélat** disease L82.1
  - inflamed L82.0
- **Lesion(s)** (nontraumatic)
  - abducens nerve — *see* Strabismus, paralytic, sixth nerve
  - alveolar process K08.9
  - angiocentric immunoproliferative D47.Z9
  - anorectal K62.9
  - aortic (valve) I35.9
  - auditory nerve — *see* subcategory H93.3 ☑
  - basal ganglion G25.9
  - bile duct — *see* Disease, bile duct
  - biomechanical M99.9
    - specified type NEC M99.89
      - abdomen M99.89
      - acromioclavicular M99.87
      - cervical region M99.81
      - cervicothoracic M99.81
      - costochondral M99.88
      - costovertebral M99.88
      - head region M99.80
      - hip M99.85
      - lower extremity M99.86
      - lumbar region M99.83
      - lumbosacral M99.83
      - occipitocervical M99.80
      - pelvic region M99.85

- pubic M99.85
- rib cage M99.88
- sacral region M99.84
- sacrococcygeal M99.84
- sacroiliac M99.84
- specified NEC M99.89
- sternochondral M99.88
- sternoclavicular M99.87
- thoracic region M99.82
- thoracolumbar M99.82
- upper extremity M99.87

bladder N32.9
bone — *see* Disorder, bone
brachial plexus G54.0
brain G93.9
- congenital Q04.9
- vascular I67.9
  - degenerative I67.9
  - hypertensive I67.4

buccal cavity K13.79
calcified — *see* Calcification
cameron — *see* Ulcer, stomach
canthus — *see* Disorder, eyelid
carate — *see* Pinta, lesions
cardia K31.9
cardiac (*see also* Disease, heart) I51.9
- congenital Q24.9
- valvular — *see* Endocarditis

- cauda equina G83.4
- cecum K63.9
- cerebral — *see* Lesion, brain
- cerebrovascular I67.9
  - degenerative I67.9
  - hypertensive I67.4
- cervical (nerve) root NEC G54.2
- chiasmal — *see* Disorder, optic, chiasm
- chorda tympani G51.8
- coin, lung R91.1
- colon K63.9
- combined periodontic - endodontic K05.5
- congenital — *see* Anomaly, by site
- conjunctiva H11.9
- conus medullaris — *see* Injury, conus medullaris
- coronary artery — *see* Ischemia, heart
- cranial nerve G52.9
  - eighth — *see* Disorder, ear
  - eleventh G52.9
  - fifth G50.9
  - first G52.0
  - fourth — *see* Strabismus, paralytic, fourth nerve
  - seventh G51.9
  - sixth — *see* Strabismus, paralytic, sixth nerve
  - tenth G52.2
  - twelfth G52.3

- cystic — *see* Cyst
- degenerative — *see* Degeneration
- duodenum K31.9
- edentulous (alveolar) ridge, associated with trauma, due to traumatic occlusion K06.2
- en coup de sabre L94.1
- eyelid — *see* Disorder, eyelid
- gasserian ganglion G50.8
- gastric K31.9
- gastroduodenal K31.9
- gastrointestinal K63.9
- gingiva, associated with trauma K06.2
- glomerular
  - focal and segmental (*see also* N00-N07 with fourth character .1) N05.1
  - minimal change (*see also* N00-N07 with fourth character .0) N05.0
- heart (organic) — *see* Disease, heart
- hyperchromic, due to pinta (carate) A67.1
- hyperkeratotic — *see* Hyperkeratosis
- hypothalamic E23.7
- ileocecal K63.9
- ileum K63.9
- iliohypogastric nerve G57.8 ☑
- inflammatory — *see* Inflammation
- intestine K63.9
- intracerebral — *see* Lesion, brain
- intrachiasmal (optic) — *see* Disorder, optic, chiasm
- intracranial, space-occupying R90.0
- joint — *see* Disorder, joint
  - sacroiliac (old) M53.3

- keratotic — *see* Keratosis
- kidney — *see* Disease, renal
- laryngeal nerve (recurrent) G52.2
- lip K13.0
- liver K76.9
- lumbosacral
  - plexus G54.1
  - root (nerve) NEC G54.4
- lung (coin) R91.1
- maxillary sinus J32.0
- mitral I05.9
- Morel-Lavallée — *see* Hematoma, by site
- motor cortex NEC G93.89
- mouth K13.79
- nerve G58.9
  - femoral G57.2 ☑
  - median G56.1 ☑
    - carpal tunnel syndrome — *see* Syndrome, carpal tunnel
  - plantar G57.6 ☑
  - popliteal (lateral) G57.3 ☑
    - medial G57.4 ☑
  - radial G56.3 ☑
  - sciatic G57.0 ☑
  - spinal — *see* Injury, nerve, spinal
  - ulnar G56.2 ☑
- nervous system, congenital Q07.9
- nonallopathic — *see* Lesion, biomechanical
- nose (internal) J34.89
- obstructive — *see* Obstruction
- obturator nerve G57.8 ☑
- oral mucosa K13.70
- organ or site NEC — *see* Disease, by site
- osteolytic — *see* Osteolysis

- peptic K27.9
- periodontal, due to traumatic occlusion K05.5
- pharynx J39.2
- pigment, pigmented (skin) L81.9
- pinta — *see* Pinta, lesions
- polypoid — *see* Polyp
- prechiasmal (optic) — *see* Disorder, optic, chiasm
- primary (*see also* Syphilis, primary) A51.0
  - carate A67.0
  - pinta A67.0
  - yaws A66.0
- pulmonary J98.4
  - valve I37.9
- pylorus K31.9
- rectosigmoid K63.9
- retina, retinal H35.9
- sacroiliac (joint) (old) M53.3
- salivary gland K11.9
  - benign lymphoepithelial K11.8
- saphenous nerve G57.8 ☑
- sciatic nerve G57.0 ☑
- secondary — *see* Syphilis, secondary
- shoulder (region) M75.9 ☑
  - specified NEC M75.8 ☑
- sigmoid K63.9
- sinus (accessory) (nasal) J34.89
- skin L98.9
  - suppurative L08.0
- SLAP S43.43 ☑
- spinal cord G95.9
  - congenital Q06.9

- spleen D73.89
- stomach K31.9
- superior glenoid labrum S43.43 ☑
- syphilitic — *see* Syphilis
- tertiary — *see* Syphilis, tertiary
- thoracic root (nerve) NEC G54.3
- tonsillar fossa J35.9
- tooth, teeth K08.9
  - white spot
    - chewing surface K02.51
    - pit and fissure surface K02.51
    - smooth surface K02.61
- traumatic — *see* specific type of injury by site
- tricuspid (valve) I07.9
  - nonrheumatic I36.9
- trigeminal nerve G50.9
- ulcerated or ulcerative — *see* Ulcer, skin
- uterus N85.9
- vagina N89.8
- vulva N90.89
- vagus nerve G52.2
- valvular — *see* Endocarditis
- vascular I99.9
  - affecting central nervous system I67.9
  - following trauma NEC T14.8 ☑
  - umbilical cord, complicating delivery O69.5 ☑
- warty — *see* Verruca
- white spot (tooth)
  - chewing surface K02.51
  - pit and fissure surface K02.51
  - smooth surface K02.61

- **Less** than a high school diploma Z55.5
- **Lethargic** — *see* condition
- **Lethargy** R53.83
- **Letterer-Siwe's** disease C96.0
- **Leukemia,** leukemic C95.9 ☑
  - acute basophilic C94.8 ☑
  - acute bilineal C95.0 ☑
  - acute erythroid C94.0 ☑
  - acute lymphoblastic C91.0 ☑
  - acute megakaryoblastic C94.2 ☑
  - acute megakaryocytic C94.2 ☑
  - acute mixed lineage C95.0 ☑
  - acute monoblastic (monoblastic/monocytic) C93.0 ☑
  - acute monocytic (monoblastic/monocytic) C93.0 ☑
  - acute myeloblastic (minimal differentiation) (with maturation) C92.0 ☑
  - acute myeloid, NOS C92.0 ☑
    - with
      - 11q23-abnormality C92.6 ☑
      - dysplasia of remaining hematopoiesis and/or myelodysplastic disease in its history C92.A ☑
      - multilineage dysplasia C92.A ☑
      - variation of MLL-gene C92.6 ☑
    - M6 (a)(b) C94.0 ☑
    - M7 C94.2 ☑

- acute myelomonocytic C92.5 ☑
- acute promyelocytic C92.4 ☑
- adult T-cell (HTLV-1-associated) (acute variant) (chronic variant) (lymphomatoid variant) (smouldering variant) C91.5 ☑
- aggressive NK-cell C94.8 ☑
- AML (1/ETO) (M0) (M1) (M2) (without a FAB classification) C92.0 ☑
- AML M3 C92.4 ☑
- AML M4 (Eo with inv(16) or t(16;16)) C92.5 ☑
- AML M5 C93.0 ☑
- AML M5a C93.0 ☑
- AML M5b C93.0 ☑
- AML Me with t (15;17) and variants C92.4 ☑
- atypical chronic myeloid, BCR/ABL-negative C92.2 ☑
- biphenotypic acute C95.0 ☑
- blast cell C95.0 ☑
- Burkitt-type, mature B-cell C91.A ☑
- chronic eosinophilic (*see also* Syndrome, hypereosinophilic, myeloid) C94.8 ☑
- chronic lymphocytic, of B-cell type C91.1 ☑
- chronic monocytic C93.1 ☑
- chronic myelogenous (Philadelphia chromosome (Ph1) positive) (t(9;22)) (q34;q11) (with crisis of blast cells) C92.1 ☑
- chronic myeloid, BCR/ABL-positive C92.1 ☑
  - atypical, BCR/ABL-negative C92.2 ☑
- chronic myelomonocytic C93.1 ☑
- chronic neutrophilic D47.1
- CMML (-1) (-2) (with eosinophilia) C93.1 ☑
- granulocytic (*see also* Category C92, C92.9 ☑)
- hairy cell C91.4 ☑
- juvenile myelomonocytic C93.3 ☑
- lymphoid C91.9 ☑
  - specified NEC C91.Z ☑
- mast cell C94.3 ☑
- mature B-cell, Burkitt-type C91.A ☑
- monocytic (subacute) C93.9 ☑
  - specified NEC C93.Z ☑

- myelogenous (*see also* Category C92, C92.9 ☑)
- myeloid C92.9 ☑
  - acute C92.0 ☑
  - specified NEC C92.Z ☑
- plasma cell C90.1 ☑
- plasmacytic C90.1 ☑
- prolymphocytic
  - of B-cell type C91.3 ☑
  - of T-cell type C91.6 ☑
- specified NEC C94.8 ☑
- stem cell, of unclear lineage C95.0 ☑
- subacute lymphocytic C91.9 ☑
- T-cell large granular lymphocytic C91.Z ☑
- unspecified cell type C95.9 ☑
  - acute C95.0 ☑
  - chronic C95.1 ☑

Leukemoid reaction (*see also* Reaction, leukemoid) D72.823

Leukoaraiosis (hypertensive) I67.81

Leukoariosis — *see* Leukoaraiosis

Leukocoria — *see* Disorder, globe, degenerated condition, leucocoria

Leukocytopenia D72.819

Leukocytosis D72.829
- eosinophilic D72.19

Leukoderma, leukodermia NEC L81.5
- syphilitic A51.39
  - late A52.79

Leukodystrophy G31.80
- with vanishing white matter disease G11.6
- LMNB1-related autosomal dominant G90.B
- metachromatic E75.25
- pol III-related G11.5

- **Leukoedema**, oral epithelium K13.29
- **Leukoencephalitis** G04.81
  - acute (subacute) hemorrhagic G36.1
    - postimmunization or postvaccinal G04.02
  - postinfectious G04.01
  - subacute sclerosing A81.1
  - van Bogaert's (sclerosing) A81.1
- **Leukoencephalopathy** (*see also* Encephalopathy) G93.49
  - with
    - brainstem - spinal cord involvement - lactate elevation E88.43
    - calcifications and cysts G93.43
    - thalamus - brainstem involvement - high lactate E88.43
  - adult-onset, with axonal spheroids (and pigmented glia) G93.44
  - Binswanger's I67.3
  - heroin vapor G92.8
  - megalencephalic, with subcortical cysts G93.42
  - metachromatic E75.25
  - multifocal (progressive) A81.2
  - postimmunization and postvaccinal G04.02
  - progressive multifocal A81.2
  - reversible, posterior G93.6
  - van Bogaert's (sclerosing) A81.1
  - vascular, progressive I67.3
- **Leukoerythroblastosis** D75.9
- **Leukokeratosis** (*see also* Leukoplakia)
  - mouth K13.21
  - nicotina palati K13.24
  - oral mucosa K13.21
  - tongue K13.21
  - vocal cord J38.3

- **Leukokraurosis** vulva(e) N90.4
- **Leukoma** (cornea) (*see also* Opacity, cornea)
  - adherent H17.0 ☑
  - interfering with central vision — *see* Opacity, cornea, central
- **Leukomalacia**, cerebral, newborn P91.2
  - periventricular P91.2
- **Leukomelanopathy**, hereditary D72.0
- **Leukonychia** (punctata) (striata) L60.8
  - congenital Q84.4
- **Leukopathia** unguium L60.8
  - congenital Q84.4
- **Leukopenia** D72.819
  - basophilic D72.818
  - chemotherapy (cancer) induced D70.1
  - congenital D70.0
  - cyclic D70.0
  - drug induced NEC D70.2
    - due to cytoreductive cancer chemotherapy D70.1
  - eosinophilic D72.818
  - familial D70.0
  - infantile genetic D70.0
  - malignant D70.9
  - periodic D70.0
  - transitory neonatal P61.5
- **Leukopenic** — *see* condition
- **Leukoplakia**

- anus K62.89
- bladder (postinfectional) N32.89
- buccal K13.21
- cervix (uteri) N88.0
- esophagus K22.89
- gingiva K13.21
- hairy (oral mucosa) (tongue) K13.3
- kidney (pelvis) N28.89
- larynx J38.7
- lip K13.21
- mouth K13.21
- oral epithelium, including tongue (mucosa) K13.21
- palate K13.21
- pelvis (kidney) N28.89
- penis (infectional) N48.0
- rectum K62.89
- syphilitic (late) A52.79
- tongue K13.21
- ureter (postinfectional) N28.89
- urethra (postinfectional) N36.8
- uterus N85.8
- vagina N89.4
- vocal cord J38.3
- vulva N90.4

Leukorrhea N89.8
- due to Trichomonas (vaginalis) A59.00
- trichomonal A59.00

Leukosarcoma C85.9 ☑

Levocardia (isolated) Q24.1
- with situs inversus Q89.3

- **Levotransposition** Q20.5
- **Lev's** disease or syndrome (acquired complete heart block) I44.2
- **Levulosuria** — *see* Fructosuria
- **Levurid** L30.2
- **Lewy** body (ies) (disease) G31.83
- **Leyden-Möbius** dystrophy — *see* Dystrophy, Leyden-Möbius
- **Leydig** cell
  - carcinoma
    - specified site — *see* Neoplasm, malignant, by site
    - unspecified site
      - female C56.9
      - male C62.9 ☑
  - tumor
    - benign
      - specified site — *see* Neoplasm, benign, by site
      - unspecified site
        - female D27. ☑
        - male D29.2 ☑
    - malignant
      - specified site — *see* Neoplasm, malignant, by site
      - unspecified site
        - female C56. ☑
        - male C62.9 ☑
    - specified site — *see* Neoplasm, uncertain behavior, by site
    - unspecified site
      - female D39.1 ☑
      - male D40.1 ☑
- **Leydig-Sertoli** cell tumor
  - specified site — *see* Neoplasm, benign, by site
  - unspecified site

- female D27. ☑
- male D29.2 ☑

LGMD — *see* Dystrophy, muscular, limb-girdle

LGSIL (Low grade squamous intraepithelial lesion on cytologic smear of)
- anus R85.612
- cervix R87.612
- vagina R87.622

Liar, pathologic F60.2

Libido
- decreased R68.82

Libman-Sacks disease M32.11

Lice (infestation) B85.2
- body (Pediculus corporis) B85.1
- crab B85.3
- head (Pediculus capitis) B85.0
- mixed (classifiable to more than one of the titles B85.0-B85.3) B85.4
- pubic (Phthirus pubis) B85.3

Lichen L28.0
- albus L90.0
  - penis N48.0
  - vulva N90.4
- amyloidosis E85.4 *[L99]*
- atrophicus L90.0
  - penis N48.0
  - vulva N90.4
- congenital Q82.8
- myxedematosus L98.5
- nitidus L44.1
- pilaris Q82.8
  - acquired L85.8
- planopilaris L66.10

- classic L66.11
- follicular L66.11
- specified NEC L66.19

planus (chronicus) L43.9
- annularis L43.8
- bullous L43.1
- follicular L66.11
- hypertrophic L43.0
- moniliformis L44.3
- of Wilson L43.9
- specified NEC L43.8
- subacute (active) L43.3
- tropicus L43.3

ruber
- acuminatus L44.0
- moniliformis L44.3
- planus L43.9

sclerosus (et atrophicus) L90.0
- penis N48.0
- vulva N90.4

scrofulosus (primary) (tuberculous) A18.4
simplex (chronicus) (circumscriptus) L28.0
striatus L44.2
urticatus L28.2

Lichenification L28.0
Lichenoid keratosis — *see* Keratosis, lichenoid
Lichenoides tuberculosis (primary) A18.4
Lichtheim's disease or syndrome D51.0
Lien migrans D73.89
Ligament — *see* condition
Light
- for gestational age — *see* Light for dates
- headedness R42

- **Light-for-dates** (infant) P05.00
  - with weight of
    - 499 grams or less P05.01
    - 500-749 grams P05.02
    - 750-999 grams P05.03
    - 1000-1249 grams P05.04
    - 1250-1499 grams P05.05
    - 1500-1749 grams P05.06
    - 1750-1999 grams P05.07
    - 2000-2499 grams P05.08
    - 2500 grams and over P05.09
  - specified NEC P05.09
  - and small-for-dates — *see* Small for dates
  - affecting management of pregnancy O36.59 ☑
- **Lightning** (effects) (stroke) (struck by) T75.00 ☑
  - burn — *see* Burn
  - foot E53.8
  - shock T75.01 ☑
  - specified effect NEC T75.09 ☑
- **Lightwood-Albright** syndrome N25.89
- **Lightwood's** disease or syndrome (renal tubular acidosis) N25.89
- **Lignac** (-de Toni) (-Fanconi) (-Debré) disease or syndrome E72.09
  - with cystinosis E72.04
- **Ligneous** thyroiditis E06.5
- **Likoff's** syndrome I20.89
- **Limb** — *see* condition
- **Limbic** epilepsy personality syndrome F07.0
- **Limitation,** limited
  - activities due to disability Z73.6
  - cardiac reserve — *see* Disease, heart
  - eye muscle duction, traumatic — *see* Strabismus, mechanical
  - mandibular range of motion M26.52

- **Lindau** (-von Hippel) disease Q85.83
- **Line(s)**
  - Beau's L60.4
  - Harris' — *see* Arrest, epiphyseal
  - Hudson's (cornea) — *see* Pigmentation, cornea, anterior
  - Stähli's (cornea) — *see* Pigmentation, cornea, anterior
- **Linea** corneae senilis — *see* Change, cornea, senile
- **Lingua**
  - geographica K14.1
  - nigra (villosa) K14.3
  - plicata K14.5
  - tylosis K13.29
- **Lingual** — *see* condition
- **Linguatulosis** B88.8
- **Linitis** (gastric) plastica C16.9
- **Lip** — *see* condition
- **Lipedema** — *see* Edema
- **Lipemia** (*see also* Hyperlipidemia)
  - retina, retinalis E78.3
- **Lipidosis** E75.6
  - cerebral (infantile) (juvenile) (late) E75.4
  - cerebroretinal E75.4
  - cerebroside E75.22
  - cholesterol (cerebral) E75.5
  - glycolipid E75.21
  - hepatosplenomegalic E78.3
  - sphingomyelin — *see* Niemann-Pick disease or syndrome
  - sulfatide E75.29

- **Lipoadenoma** — *see* Neoplasm, benign, by site
- **Lipoblastoma** — *see* Lipoma
- **Lipoblastomatosis** — *see* Lipoma
- **Lipochondrodystrophy** E76.01
- **Lipodermatosclerosis** (*see also* Insufficiency, venous) M79.3
  - with
    - varicose veins — *see* Varix, leg, with, inflammation
      - ulcerated — *see* Varix, leg, with, ulcer, with inflammation by site
  - ulcerated — *see* Ulcer, by site
- **Lipochrome** histiocytosis (familial) D71.8
- **Lipodystrophia** progressiva E88.11
- **Lipodystrophy** E88.10
  - generalized (acquired) (congenital) E88.12
  - HIV-associated E88.14
  - injection E88.13
  - insulin E88.13
  - intestinal K90.81
  - localized E88.13
  - mesenteric K65.4
  - partial (acquired) (familial) E88.11
  - progressive E88.11
  - specified type NEC E88.19
- **Lipofibroma** — *see* Lipoma
- **Lipofuscinosis**, neuronal (with ceroidosis) E75.4
- **Lipogranuloma**, sclerosing L92.8
- **Lipogranulomatosis** E78.89
- **Lipoid** (*see also* condition)
  - histiocytosis D76.3
    - essential E75.29
  - nephrosis N04.9
  - proteinosis of Urbach E78.89

- **Lipoidemia** — *see* Hyperlipidemia
- **Lipoidosis** — *see* Lipidosis
- **Lipoma** D17.9
  - fetal D17.9
    - fat cell D17.9
  - infiltrating D17.9
  - intramuscular D17.9
  - pleomorphic D17.9
  - site classification
    - arms (skin) (subcutaneous) D17.2 ☑
    - connective tissue D17.30
      - intra-abdominal D17.5
      - intrathoracic D17.4
      - peritoneum D17.79
      - retroperitoneum D17.79
      - specified site NEC D17.39
      - spermatic cord D17.6
    - face (skin) (subcutaneous) D17.0
    - genitourinary organ NEC D17.72
    - head (skin) (subcutaneous) D17.0
    - intra-abdominal D17.5
    - intrathoracic D17.4
    - kidney D17.71
    - legs (skin) (subcutaneous) D17.2 ☑
    - neck (skin) (subcutaneous) D17.0
    - peritoneum D17.79
    - retroperitoneum D17.79
    - skin D17.30
      - specified site NEC D17.39
    - specified site NEC D17.79
    - spermatic cord D17.6
    - subcutaneous D17.30

- specified site NEC D17.39
- trunk (skin) (subcutaneous) D17.1
- unspecified D17.9
- spindle cell D17.9

Lipomatosis E88.2
- dolorosa (Dercum) E88.2
- fetal — *see* Lipoma
- Launois-Bensaude E88.89

Lipomyoma — *see* Lipoma
Lipomyxoma — *see* Lipoma
Lipomyxosarcoma — *see* Neoplasm, connective tissue, malignant
Lipoprotein metabolism disorder E78.9
Lipoproteinemia E78.5
- broad-beta E78.2
- floating-beta E78.2
- hyper-pre-beta E78.1

Liposarcoma (*see also* Neoplasm, connective tissue, malignant)
- dedifferentiated — *see* Neoplasm, connective tissue, malignant
- differentiated type — *see* Neoplasm, connective tissue, malignant
- embryonal — *see* Neoplasm, connective tissue, malignant
- mixed type — *see* Neoplasm, connective tissue, malignant
- myxoid — *see* Neoplasm, connective tissue, malignant
- pleomorphic — *see* Neoplasm, connective tissue, malignant
- round cell — *see* Neoplasm, connective tissue, malignant
- well differentiated type — *see* Neoplasm, connective tissue, malignant

Liposynovitis prepatellaris E88.89
Lipping, cervix N86
Lipschütz disease or ulcer N76.6
Lipuria R82.0
- schistosomiasis (bilharziasis) B65.0

- **Lisping** F80.0
- **Lissauer's** paralysis A52.17
- **Lissencephalia,** lissencephaly Q04.3
- **Listeriosis,** listerellosis A32.9
  - congenital (disseminated) P37.2
  - cutaneous A32.0
  - neonatal, newborn (disseminated) P37.2
  - oculoglandular A32.81
  - specified NEC A32.89
- **Lithemia** E79.0
- **Lithiasis** — *see* Calculus
- **Lithosis** J62.8
- **Lithuria** R82.998
- **Litigation,** anxiety concerning Z65.3
- **Little** leaguer's elbow — *see* Epicondylitis, medial
- **Little's** disease G80.9
- **Littre's**
  - gland — *see* condition
  - hernia — *see* Hernia, abdomen
- **Littritis** — *see* Urethritis
- **Livedo** (annularis) (racemosa) (reticularis) R23.1
- **Liver** — *see* condition
- **Lives** in a homeless encampment Z59.02
- **Living** alone (problems with) Z60.2
  - with handicapped person Z74.2

- **Living** in a shelter (motel) (scattered site housing) (temporary or transitional living situation) Z59.01
- **Lloyd's** syndrome — *see* Adenomatosis, endocrine
- **Loa** loa (loiasis) B74.3
- **Lobar** — *see* condition
- **Lobomycosis** B48.0
- **Lobo's** disease B48.0
- **Lobotomy** syndrome F07.0
- **Lobstein** (-Ekman) disease or syndrome Q78.0
- **Lobster-claw** hand Q71.6 ☑
- **Lobulation** (congenital) (*see also* Anomaly, by site)
  - kidney, Q63.1
  - liver, abnormal Q44.79
  - spleen Q89.09
- **Lobule,** lobular — *see* condition
- **Local,** localized — *see* condition
- **Locked-in** state G83.5
- **Locked** twins causing obstructed labor O66.1
- **Locking**
  - joint — *see* Derangement, joint, specified type NEC
    - knee — *see* Derangement, knee
- **Lockjaw** — *see* Tetanus
- **Löffler's**
  - endocarditis I42.3
  - eosinophilia J82.89
  - pneumonia J82.89
  - syndrome (eosinophilic pneumonitis) J82.89
- **Loiasis** (with conjunctival infestation) (eyelid) B74.3
- **Lone** Star fever A77.0
- **Long**
  - COVID (-19) (*see also* COVID-19) U09.9
  - labor O63.9
    - first stage O63.0
    - second stage O63.1

- QT syndrome I45.81

Long-term (current) (prophylactic) drug therapy (use of)

- 5-fluorouracil Z79.631
- 6-mercaptopurine Z79.631
- adalimumab Z79.620
- agents affecting estrogen receptors and estrogen levels NEC Z79.818
- alkylating agent Z79.630
- anastrozole (Arimidex) Z79.811
- antibiotics Z79.2
  - short-term use - omit code
- anticoagulants Z79.01
- antidiabetic drugs, injectable, non-insulin Z79.85
- anti-inflammatory, non-steroidal (NSAID) Z79.1
- antimetabolite agent Z79.631
- antiplatelet Z79.02
- antithrombotics Z79.02
- antitumor antibiotic Z79.632
- apremilast Z79.61
- aromatase inhibitors Z79.811
- aspirin Z79.82
- azathioprine Z79.624
- birth control pill or patch Z79.3
- bisphosphonates Z79.83
- bleomycin Z79.632
- calcineurin inhibitor Z79.621
- chlorambucil Z79.630
- cisplatin Z79.630
- contraceptive, oral Z79.3
- cyclophosphamide Z79.630
- cyclosporine Z79.621
- cytarabine Z79.631
- doxorubicin Z79.632

drug, specified NEC Z79.899
estrogen receptor downregulators Z79.818
etanercept Z79.620
etoposide Z79.634
Evista Z79.810
exemestane (Aromasin) Z79.811
Fareston Z79.810
fulvestrant (Faslodex) Z79.818
gonadotropin-releasing hormone (GnRH) agonist Z79.818
goserelin acetate (Zoladex) Z79.818
hormone replacement Z79.890
hydroxyurea Z79.64
immunomodulators, unspecified Z79.60
  specified NEC Z79.69
immunomodulatory imide drug Z79.61
immunosuppressants, unspecified Z79.60
  specified NEC Z79.69
immunosuppressive biologic Z79.620
infliximab Z79.620
inhibitors of nucleotide synthesis Z79.624
insulin Z79.4
irinotecan Z79.634
Janus kinase inhibitor Z79.622
lenalidomide Z79.61
letrozole (Femara) Z79.811
leuprolide acetate (leuprorelin) (Lupron) Z79.818
mammalian target of rapamycin (mTOR) inhibitor Z79.623
megestrol acetate (Megace) Z79.818
methadone for pain management Z79.891
mitomycin C Z79.632
mitotic inhibitor Z79.633
monoclonal antibodies Z79.620

- mycophenolate Z79.624
- myelosuppressive agent Z79.64
- Nolvadex Z79.810
- non-insulin antidiabetic drug, injectable Z79.85
- non-steroidal anti-inflammatories (NSAID) Z79.1
- opiate analgesic Z79.891
- oral
  - antidiabetic Z79.84
  - contraceptive Z79.3
  - hypoglycemic Z79.84
- paclitaxel Z79.633
- plant alkaloids Z79.633
- pomalidomide Z79.61
- purine synthesis (IMDH) inhibitors Z79.624
- raloxifene (Evista) Z79.810
- selective estrogen receptor modulators (SERMs) Z79.810
- sirolimus Z79.623
- steroids
  - inhaled Z79.51
  - systemic Z79.52
- tacrolimus Z79.621
- tamoxifen (Nolvadex) Z79.810
- tofacitinib Z79.622
- topoisomerase inhibitor Z79.634
- topotecan Z79.634
- toremifene (Fareston) Z79.810
- vinblastine Z79.633
- vincristine Z79.633

Longitudinal stripes or grooves, nails L60.8
- congenital Q84.6

- **Loneliness** R45.89
- **Loop**
  - intestine — *see* Volvulus
  - vascular on papilla (optic) Q14.2
- **Loose** (*see also* condition)
  - body
    - joint M24.00
      - ankle M24.07 ☑
      - elbow M24.02 ☑
      - hand M24.04 ☑
      - hip M24.05 ☑
      - knee M23.4 ☑
      - shoulder (region) M24.01 ☑
      - specified site NEC M24.08
      - temporomandibular M24.08
      - vertebra M24.08
      - toe M24.07 ☑
      - wrist M24.03 ☑
    - knee M23.4 ☑
    - sheath, tendon — *see* Disorder, tendon, specified type NEC
  - cartilage — *see* Loose, body, joint
  - skin and subcutaneous tissue (following bariatric surgery weight loss) (following dietary weight loss) L98.7
  - tooth, teeth K08.89
- **Loosening**
  - aseptic
    - joint prosthesis — *see* Complications, joint prosthesis, mechanical, loosening, by site
  - epiphysis — *see* Osteochondropathy
  - mechanical
    - joint prosthesis — *see* Complications, joint prosthesis, mechanical, loosening, by site
- **Looser-Milkman** (-Debray) syndrome M83.8
- **Lop** ear (deformity) Q17.3
- **Lorain** (-Levi) short stature syndrome E23.0
- **Lordosis** M40.50

- acquired — *see* Lordosis, specified type NEC
- congenital Q76.429
  - lumbar region Q76.426
  - lumbosacral region Q76.427
  - sacral region Q76.428
  - sacrococcygeal region Q76.428
  - thoracolumbar region Q76.425
- lumbar region M40.56
- lumbosacral region M40.57
- postsurgical M96.4
- postural — *see* Lordosis, specified type NEC
- rachitic (late effect) (sequelae) E64.3
- sequelae of rickets E64.3
- specified type NEC M40.40
  - lumbar region M40.46
  - lumbosacral region M40.47
  - thoracolumbar region M40.45
- thoracolumbar region M40.55
- tuberculous A18.01

Loss(of)

- appetite (see Anorexia) R63.0
  - hysterical F50.89
  - nonorganic origin F50.89
  - psychogenic F50.89
- blood — *see* Hemorrhage
- bone — *see* Loss, substance of, bone
- control, sphincter, rectum R15.9
  - nonorganic origin F98.1
- consciousness, transient R55
  - traumatic — *see* Injury, intracranial

- elasticity, skin R23.4
- family (member) in childhood Z62.898
- fluid (acute) E86.9
- function of labyrinth — *see* subcategory H83.2 ☑
- hair, nonscarring — *see* Alopecia
- hearing (*see also* Deafness)
  - central NOS H90.5
  - conductive H90.2
    - bilateral H90.0
    - unilateral
      - with
        - restricted hearing on the contralateral side H90.A1 ☑
        - unrestricted hearing on the contralateral side H90.1 ☑
  - mixed conductive and sensorineural hearing loss H90.8
    - bilateral H90.6
    - unilateral
      - with
        - restricted hearing on the contralateral side H90.A3 ☑
        - unrestricted hearing on the contralateral side H90.7 ☑
  - neural NOS H90.5
  - perceptive NOS H90.5
  - sensorineural NOS H90.5
    - bilateral H90.3
    - unilateral
      - with
        - restricted hearing on the contralateral side H90.A2 ☑
        - unrestricted hearing on the contralateral side H90.4 ☑
  - sensory NOS H90.5
- height R29.890
- limb or member, traumatic, current — *see* Amputation, traumatic
- love relationship in childhood Z62.898
- memory (*see also* Amnesia)

- mild, following organic brain damage F06.8
- mind — *see* Psychosis
- occlusal vertical dimension of fully erupted teeth M26.37
- organ or part — *see* Absence, by site, acquired
- ossicles, ear (partial) H74.32 ☑
- parent in childhood Z63.4
- pregnancy, recurrent N96
  - care in current pregnancy O26.2 ☑
  - without current pregnancy N96
- recurrent pregnancy — *see* Loss, pregnancy, recurrent
- self-esteem, in childhood Z62.898
- sense of
  - smell — *see* Disturbance, sensation, smell
  - taste — *see* Disturbance, sensation, taste
  - touch R20.8
- sensory R44.9
  - dissociative F44.6
- sexual desire F52.0
- sight (acquired) (complete) (congenital) — *see* Blindness
- substance of
  - bone — *see* Disorder, bone, density and structure, specified NEC
    - horizontal alveolar K06.3
  - cartilage — *see* Disorder, cartilage, specified type NEC
    - auricle (ear) — *see* Disorder, pinna, specified type NEC
  - vitreous (humor) H15.89
- tooth, teeth — *see* Absence, teeth, acquired
- vision, visual H54.7
  - both eyes H54.3
  - one eye H54.60
    - left (normal vision on right) H54.62
    - right (normal vision on left) H54.61

- specified as blindness — *see* Blindness
- subjective
  - sudden H53.13 ☑
  - transient H53.12 ☑
- vitreous — *see* Prolapse, vitreous
- voice — *see* Aphonia
- weight (abnormal) (cause unknown) R63.4

Louis-Bar syndrome (ataxia-telangiectasia) G11.3

Louping ill (encephalitis) A84.89

Louse, lousiness — *see* Lice

Low
- achiever, school Z55.3
- back syndrome M54.50
- basal metabolic rate R94.8
- birthweight (2499 grams or less) P07.10
  - with weight of
    - 1000-1249 grams P07.14
    - 1250-1499 grams P07.15
    - 1500-1749 grams P07.16
    - 1750-1999 grams P07.17
    - 2000-2499 grams P07.18
  - extreme (999 grams or less) P07.00
    - with weight of
      - 499 grams or less P07.01
      - 500-749 grams P07.02
      - 750-999 grams P07.03
  - for gestational age — *see* Light for dates
- blood pressure (*see also* Hypotension)
  - reading (incidental) (isolated) (nonspecific) R03.1
- cardiac reserve — *see* Disease, heart
- function (*see also* Hypofunction)
  - kidney N28.9

- hematocrit D64.9
- hemoglobin D64.9
- income Z59.6
- level of literacy Z55.0
- lying
  - kidney N28.89
  - organ or site, congenital — *see* Malposition, congenital
- output syndrome (cardiac) — *see* Failure, heart
- platelets (blood) — *see* Thrombocytopenia
- reserve, kidney N28.89
- salt syndrome E87.1
- self-esteem R45.81
- set ears Q17.4
- vision H54.2X ☑
  - one eye (other eye normal) H54.50
    - left (normal vision on right)
      - category 1 H54.52A1
      - category 2 H54.52A2
    - other eye blind — *see* Blindness
    - right (normal vision on left)
      - category 1 H54.511A
      - category 2 H54.512A
- von Willebrand factor R79.1

Low-density-lipoprotein-type (LDL) hyperlipoproteinemia E78.00

Lowe's syndrome E72.03

Lown-Ganong-Levine syndrome I45.6

LSD reaction (acute) (without dependence) F16.90
- with dependence F16.20

- **L-shaped** kidney Q63.8
- **Ludwig's** angina or disease K12.2
- **Lues** (venerea), luetic — *see* Syphilis
- **Luetscher's** syndrome (dehydration) E86.0
- **Lumbago**, lumbalgia M54.50
  - with sciatica M54.4 ☑
    - due to intervertebral disc disorder M51.17
  - due to displacement, intervertebral disc M51.27
    - with sciatica M51.17
- **Lumbar** — *see* condition
- **Lumbarization**, vertebra, congenital Q76.49
- **Lumbermen's** itch B88.09
- **Lump** (*see also* Mass)
  - breast N63.0
    - axillary tail
      - left N63.32
      - right N63.31
    - left
      - lower inner quadrant N63.24
      - lower outer quadrant N63.23
      - overlapping quadrants N63.25
      - unspecified quadrant N63.20
      - upper inner quadrant N63.22
      - upper outer quadrant N63.21
    - right
      - lower inner quadrant N63.14
      - lower outer quadrant N63.13
      - overlapping quadrants N63.15
      - unspecified quadrant N63.10
      - upper inner quadrant N63.12
      - upper outer quadrant N63.11
    - subareolar

- left N63.42
- right N63.41

Lunacy — *see* Psychosis

Lung — *see* condition

Lupoid (miliary) of Boeck D86.3

Lupus

- anticoagulant D68.62
  - with
    - hemorrhagic disorder D68.312
    - hypercoagulable state D68.62
  - finding without diagnosis R76.0
- discoid (local) L93.0
- erythematosus (discoid) (local) L93.0
  - disseminated — *see* Lupus, erythematosus, systemic
  - eyelid H01.129
    - left H01.126
      - lower H01.125
      - upper H01.124
    - right H01.123
      - lower H01.122
      - upper H01.121
  - profundus L93.2
  - specified NEC L93.2
  - subacute cutaneous L93.1
  - systemic M32.9
    - with organ or system involvement M32.10
      - endocarditis M32.11
      - lung M32.13
      - pericarditis M32.12
      - renal (glomerular) M32.14
        - tubulo-interstitial M32.15
      - specified organ or system NEC M32.19

- drug-induced M32.0
- inhibitor (presence of) D68.62
  - with
    - hemorrhagic disorder D68.312
    - hypercoagulable state D68.62
  - finding without diagnosis R76.0
- specified NEC M32.8

exedens A18.4
hydralazine M32.0
- correct substance properly administered — *see* Table of Drugs and Chemicals, by drug, adverse effect
- overdose or wrong substance given or taken — *see* Table of Drugs and Chemicals, by drug, poisoning

nephritis (chronic) M32.14
nontuberculous, not disseminated L93.0
panniculitis L93.2
pernio (Besnier) D86.3
systemic — *see* Lupus, erythematosus, systemic
tuberculous A18.4
- eyelid A18.4

vulgaris A18.4
- eyelid A18.4

Luteinoma D27. ☑
Lutembacher's disease or syndrome (atrial septal defect with mitral stenosis) Q21.19
Luteoma D27. ☑
Lutz (-Splendore-de Almeida) disease — *see* Paracoccidioidomycosis
Luxation (*see also* Dislocation)
eyeball (nontraumatic) — *see* Luxation, globe
- birth injury P15.3

globe, nontraumatic H44.82 ☑
lacrimal gland — *see* Dislocation, lacrimal gland
lens (old) (partial) (spontaneous)
- congenital Q12.1

- syphilitic A50.39

Lycanthropy F22

Lyell's syndrome L51.2
- due to drug L51.2
  - correct substance properly administered — *see* Table of Drugs and Chemicals, by drug, adverse effect
  - overdose or wrong substance given or taken — *see* Table of Drugs and Chemicals, by drug, poisoning

Lyme disease A69.20

Lymph
- gland or node — *see* condition
- scrotum — *see* Infestation, filarial

Lymphadenitis I88.9
- with ectopic or molar pregnancy O08.0
- acute L04.9
  - axilla L04.2
  - face L04.0
  - head L04.0
  - hip L04.3
  - limb
    - lower L04.3
    - upper L04.2
  - neck L04.0
  - shoulder L04.2
  - specified site NEC L04.8
  - trunk L04.1
- anthracosis (occupational) J60
- any site, except mesenteric I88.9
  - chronic I88.1
  - subacute I88.1
- breast
  - gestational — *see* Mastitis, obstetric
  - puerperal, postpartum (nonpurulent) O91.22

- chancroidal (congenital) A57
- chronic I88.1
  - mesenteric I88.0
- due to
  - Brugia (malayi) B74.1
    - timori B74.2
  - chlamydial lymphogranuloma A55
  - diphtheria (toxin) A36.89
  - lymphogranuloma venereum A55
  - Wuchereria bancrofti B74.0
- following ectopic or molar pregnancy O08.0
- gonorrheal A54.89
- infective — *see* Lymphadenitis, acute
- mesenteric (acute) (chronic) (nonspecific) (subacute) I88.0
  - due to Salmonella typhi A01.09
  - tuberculous A18.39
- mycobacterial A31.8
- purulent — *see* Lymphadenitis, acute
- pyogenic — *see* Lymphadenitis, acute
- regional, nonbacterial I88.8
- septic — *see* Lymphadenitis, acute
- subacute, unspecified site I88.1
- suppurative — *see* Lymphadenitis, acute
- syphilitic (early) (secondary) A51.49
  - late A52.79
- tuberculous — *see* Tuberculosis, lymph gland
- venereal (chlamydial) A55

Lymphadenoid goiter E06.3

Lymphadenopathy (generalized) R59.1

- angioimmunoblastic, with dysproteinemia (AILD) C86.5 ☑
- due to toxoplasmosis (acquired) B58.89
  - congenital (acute) (subacute) (chronic) P37.1

- localized R59.0
- syphilitic (early) (secondary) A51.49

Lymphadenosis R59.1

Lymphangiectasis I89.0
- conjunctiva H11.89
- postinfectional I89.0
- scrotum I89.0

Lymphangiectatic elephantiasis, nonfilarial I89.0

Lymphangioendothelioma D18.1
- malignant — *see* Neoplasm, connective tissue, malignant

Lymphangioleiomyomatosis J84.81

Lymphangioma D18.1
- capillary D18.1
- cavernous D18.1
- cystic D18.1
- malignant — *see* Neoplasm, connective tissue, malignant

Lymphangiomyoma D18.1

Lymphangiomyomatosis J84.81

Lymphangiosarcoma — *see* Neoplasm, connective tissue, malignant

Lymphangitis I89.1
- with
  - abscess - code by site under Abscess
  - cellulitis - code by site under Cellulitis
  - ectopic or molar pregnancy O08.0
- acute L03.91

- abdominal wall L03.321
- ankle — *see* Lymphangitis, acute, lower limb
- arm — *see* Lymphangitis, acute, upper limb
- auricle (ear) — *see* Lymphangitis, acute, ear
- axilla L03.12 ☑
- back (any part) L03.322
- buttock L03.327
- cervical (meaning neck) L03.222
- cheek (external) L03.212
- chest wall L03.323
- digit
  - finger — *see* Lymphangitis, acute, finger
  - toe — *see* Lymphangitis, acute, toe
- ear (external) H60.1 ☑
- external auditory canal — *see* Lymphangitis, acute, ear
- eyelid — *see* Abscess, eyelid
- face NEC L03.212
- finger (intrathecal) (periosteal) (subcutaneous) (subcuticular) L03.02 ☑
- flank L03.32A
- foot — *see* Lymphangitis, acute, lower limb
- gluteal (region) L03.327
- groin L03.324
- hand — *see* Lymphangitis, acute, upper limb
- head NEC L03.891
  - face (any part, except ear, eye and nose) L03.212
- heel — *see* Lymphangitis, acute, lower limb
- hip — *see* Lymphangitis, acute, lower limb
- jaw (region) L03.212
- knee — *see* Lymphangitis, acute, lower limb
- leg — *see* Lymphangitis, acute, lower limb
- lower limb L03.12 ☑
  - toe — *see* Lymphangitis, acute, toe

- navel L03.326
- neck (region) L03.222
- orbit, orbital — *see* Cellulitis, orbit
- pectoral (region) L03.323
- perineal, perineum L03.325
- scalp (any part) L03.891
- shoulder — *see* Lymphangitis, acute, upper limb
- specified site NEC L03.898
- thigh — *see* Lymphangitis, acute, lower limb
- thumb (intrathecal) (periosteal) (subcutaneous) (subcuticular) — *see* Lymphangitis, acute, finger
- toe (intrathecal) (periosteal) (subcutaneous) (subcuticular) L03.04 ☑
- trunk L03.329
  - abdominal wall L03.321
  - back (any part) L03.322
  - buttock L03.327
  - chest wall L03.323
  - groin L03.324
  - perineal, perineum L03.325
  - umbilicus L03.326
- umbilicus L03.326
- upper limb L03.12 ☑
  - axilla — *see* Lymphangitis, acute, axilla
  - finger — *see* Lymphangitis, acute, finger
  - thumb — *see* Lymphangitis, acute, finger
- wrist — *see* Lymphangitis, acute, upper limb

breast
- gestational — *see* Mastitis, obstetric

chancroidal A57

chronic (any site) I89.1

due to
- Brugia (malayi) B74.1
  - timori B74.2

- Wuchereria bancrofti B74.0
- following ectopic or molar pregnancy O08.89
- penis
  - acute N48.29
  - gonococcal (acute) (chronic) A54.09
- puerperal, postpartum, childbirth O86.89
- strumous, tuberculous A18.2
- subacute (any site) I89.1
- tuberculous — *see* Tuberculosis, lymph gland

Lymphatic (vessel) — *see* condition

Lymphatism E32.8

Lymphectasia I89.0

Lymphedema (acquired) (*see also* Elephantiasis)
- congenital Q82.0
- hereditary (chronic) (idiopathic) Q82.0
- postmastectomy I97.2
- praecox I89.0
- secondary I89.0
- surgical NEC I97.89
  - postmastectomy (syndrome) I97.2

Lymphoblastic — *see* condition

Lymphoblastoma (diffuse) — *see* Lymphoma, lymphoblastic (diffuse)
- giant follicular — *see* Lymphoma, lymphoblastic (diffuse)
- macrofollicular — *see* Lymphoma, lymphoblastic (diffuse)

Lymphocele I89.8

Lymphocytic
- chorioencephalitis (acute) (serous) A87.2
- choriomeningitis (acute) (serous) A87.2
- meningoencephalitis A87.2

- **Lymphocytoma,** benign cutis L98.8
- **Lymphocytopenia** D72.810
- **Lymphocytosis** (symptomatic) D72.820
  - infectious (acute) B33.8
- **Lymphoepithelioma** — *see* Neoplasm, malignant, by site
- **Lymphogranuloma** (malignant) (*see also* Lymphoma, Hodgkin)
  - chlamydial A55
  - inguinale A55
  - venereum (any site) (chlamydial) (with stricture of rectum) A55
- **Lymphogranulomatosis** (malignant) (*see also* Lymphoma, Hodgkin)
  - benign (Boeck's sarcoid) (Schaumann's) D86.1
- **Lymphohistiocytosis,** hemophagocytic (familial) D76.1
- **Lymphoid** — *see* condition
- **Lymphoma(of)** (malignant) C85.90
  - adult T-cell (HTLV-1-associated) (acute variant) (chronic variant) (lymphomatoid variant) (smouldering variant) C91.5 ☑
  - anaplastic large cell
    - ALK-negative C84.7 ☑
    - ALK-positive C84.6 ☑
    - breast implant associated (BIA-ALCL) C84.7A
    - CD30 ☑ positive C84.6 ☑
    - primary cutaneous C86.6 ☑
  - angioimmunoblastic T-cell C86.5 ☑
  - BALT C88.4 ☑
  - B-cell C85.1 ☑
  - B-precursor C83.5 ☑
  - blastic NK-cell C86.4 ☑
  - blastic plasmacytoid dendritic cell neoplasm (BPDCN) C86.4 ☑
  - brain, primary — *see* Lymphoma, primary central nervous system
  - bronchial-associated lymphoid tissue [BALT-lymphoma] C88.4 ☑
  - Burkitt (atypical) C83.7 ☑
  - Burkitt-like C83.7 ☑

- central nervous system, primary — *see* Lymphoma, primary central nervous system
- centrocytic C83.1 ☑
- cutaneous follicle center C82.6 ☑
- cutaneous T-cell C84.A ☑
- diffuse follicle center C82.5 ☑
- diffuse large cell C83.3 ☑
  - anaplastic C83.3 ☑
  - B-cell C83.3 ☑
  - CD30 ☑ positive C83.3 ☑
  - centroblastic C83.3 ☑
  - extranodal and solid organ sites NEC C83.398
  - immunoblastic C83.3 ☑
  - plasmablastic C83.3 ☑
  - primary central nervous system (brain) (meninges) (PCNSL) (spinal cord) C83.390
  - subtype not specified C83.3 ☑
  - T-cell rich C83.3 ☑
- enteropathy-type (associated) (intestinal) T-cell C86.2 ☑
- extranodal NK/T-cell, nasal type C86.0 ☑
- extranodal marginal zone B-cell lymphoma of mucosa-associated lymphoid tissue [MALT-lymphoma] C88.4 ☑
- follicular C82.9 ☑
  - grade
    - I C82.0 ☑
    - II C82.1 ☑
    - III C82.2 ☑
    - IIIa C82.3 ☑
    - IIIb C82.4 ☑
  - specified NEC C82.8 ☑
- hepatosplenic T-cell (alpha-beta) (gamma-delta) C86.1 ☑
- histiocytic C85.9 ☑
  - true C96.A
- Hodgkin C81.9 ☑

- lymphocyte-rich (classical) C81.4 ☑
- lymphocyte depleted (classical) C81.3 ☑
- mixed cellularity (classical) C81.2 ☑
- nodular sclerosis (classical) C81.1 ☑
- specified NEC (classical) C81.7 ☑
- lymphocyte-rich classical C81.4 ☑
- lymphocyte depleted classical C81.3 ☑
- mixed cellularity classical C81.2 ☑
- nodular
  - lymphocyte predominant C81.0 ☑
  - sclerosis (classical) C81.1 ☑
- intravascular large B-cell C83.8 ☑
- Lennert's C84.4 ☑
- lymphoblastic B-cell C83.5 ☑
- lymphoblastic (diffuse) C83.5 ☑
- lymphoblastic T-cell C83.5 ☑
- lymphoepithelioid C84.4 ☑
- lymphoplasmacytic C83.0 ☑
  - with IgM-production C88.0 ☑
- MALT C88.4 ☑
- mantle cell C83.1 ☑
- mature T-cell NEC C84.4 ☑
- mature T/NK-cell C84.9 ☑
  - specified NEC C84.Z ☑
- mediastinal (thymic) large B-cell C85.2 ☑
- Mediterranean C88.3 ☑
- meninges, primary — *see* Lymphoma, primary central nervous system
- mucosa-associated lymphoid tissue [MALT-lymphoma] C88.4 ☑
- NK/T cell C84.9 ☑
- nodal marginal zone C83.0 ☑
- non-follicular (diffuse) C83.9 ☑
  - specified NEC C83.8 ☑

non-Hodgkin (*see also* Lymphoma, by type) C85.9 ☑
specified NEC C85.8 ☑
non-leukemic variant of B-CLL C83.0 ☑
peripheral T-cell NEC C84.4 ☑
primary central nervous system (brain) (meninges) (PCNSL) (spinal cord) C83.390
Burkitt C83.79
diffuse large B-cell C83.390
lymphoblastic C83.59
peripheral T-cell C84.49
primary cutaneous
anaplastic large cell C86.6 ☑
CD30 ☑positive large T-cell C86.6 ☑
primary effusion B-cell C83.8 ☑
SALT C88.4 ☑
skin-associated lymphoid tissue [SALT-lymphoma] C88.4 ☑
small cell B-cell C83.0 ☑
spinal cord, primary — *see* Lymphoma, primary central nervous system
splenic marginal zone C83.0 ☑
subcutaneous panniculitis-like T-cell C86.3 ☑
T-precursor C83.5 ☑
true histiocytic C96.A
Lymphomatosis — *see* Lymphoma
Lymphopathia venereum, veneris A55
Lymphopenia D72.810
Lymphoplasmacytic leukemia — *see* Leukemia, chronic lymphocytic, B-cell type
Lymphoproliferation, X-linked disease D82.3
Lymphoreticulosis, benign (of inoculation) A28.1
Lymphorrhea I89.8
Lymphosarcoma (diffuse) (*see also* Lymphoma) C85.9 ☑
Lymphostasis I89.8
Lypemania — *see* Melancholia
Lysine and hydroxylysine metabolism disorder E72.3
Lyssa — *see* Rabies

M

- **Macacus** ear Q17.3
- **Maceration**, wet feet, tropical (syndrome) T69.02 ☑
- **MacLeod's** syndrome J43.0
- **Macrocephalia**, macrocephaly Q75.3
- **Macrocheilia**, macrochilia (congenital) Q18.6
- **Macrocolon** (*see also* Megacolon) Q43.1
- **Macrocornea** Q15.8
  - with glaucoma Q15.0
- **Macrocytic** — *see* condition
- **Macrocytosis** D75.89
- **Macrodactylia**, macrodactylism (fingers) (thumbs) Q74.0
  - toes Q74.2
- **Macrodontia** K00.2
- **Macrogenia** M26.05
- **Macrogenitosomia** (adrenal) (male) (praecox) E25.9
  - congenital E25.0
- **Macroglobulinemia** (idiopathic) (primary) C88.0 ☑
  - monoclonal (essential) D47.2
  - Waldenström C88.0 ☑
- **Macroglossia** (congenital) Q38.2
  - acquired K14.8
- **Macrognathia**, macrognathism (congenital) (mandibular) (maxillary) M26.09
- **Macrogyria** (congenital) Q04.8
- **Macrohydrocephalus** — *see* Hydrocephalus
- **Macromastia** — *see* Hypertrophy, breast
- **Macrophthalmos** Q11.3
  - in congenital glaucoma Q15.0
- **Macropsia** H53.15
- **Macrosigmoid** K59.39
  - congenital Q43.2

- **Macrospondylitis,** acromegalic E22.0
- **Macrostomia** (congenital) Q18.4
- **Macrotia** (external ear) (congenital) Q17.1
- **Macula**
  - cornea, corneal — *see* Opacity, cornea
  - degeneration (atrophic) (exudative) (senile) (*see also* Degeneration, macula)
    - hereditary — *see* Dystrophy, retina
- **Maculae** ceruleae B85.1
- **Maculopathy,** toxic — *see* Degeneration, macula, toxic
- **Madarosis** (eyelid) H02.729
  - left H02.726
    - lower H02.725
    - upper H02.724
  - right H02.723
    - lower H02.722
    - upper H02.721
- **Madelung's**
  - deformity (radius) Q74.0
  - disease
    - radial deformity Q74.0
    - symmetrical lipomas, neck E88.89
- **Madness** — *see* Psychosis
- **Madura**
  - foot B47.9
    - actinomycotic B47.1
    - mycotic B47.0
- **Maduromycosis** B47.0
- **Maffucci's** syndrome Q78.4
- **Magnesium** metabolism disorder — *see* Disorder, metabolism, magnesium
- **Main en griffe** (acquired) (*see also* Deformity, limb, clawhand)
  - congenital Q68.1
- **Maintenance** (encounter for)

- antineoplastic chemotherapy Z51.11
- antineoplastic radiation therapy Z51.0
- methadone F11.20

Majocchi's
- disease L81.7
- granuloma B35.8

Major — *see* condition

Malabar itch (any site) B35.5

Malabsorption K90.9
- calcium K90.89
- carbohydrate K90.49
- disaccharide E73.9
- fat K90.49
- galactose E74.20
- glucose (-galactose) E74.39
- intestinal K90.9
  - specified NEC K90.89
- isomaltose E74.31
- lactose E73.9
- methionine E72.19
- monosaccharide E74.39
- postgastrectomy K91.2
- postsurgical K91.2
- protein K90.49
- starch K90.49
- sucrose E74.39
- syndrome K90.9
  - postsurgical K91.2

Malacia, bone (adult) M83.9
- juvenile — *see* Rickets

Malacoplakia

- bladder N32.89
- pelvis (kidney) N28.89
- ureter N28.89
- urethra N36.8

Malacosteon, juvenile — *see* Rickets
Maladaptation — *see* Maladjustment
Maladie de Roger Q21.0
Maladjustment
- conjugal Z63.0
  - involving divorce or estrangement Z63.5
- educational Z55.4
- family Z63.9
- marital Z63.0
  - involving divorce or estrangement Z63.5
- occupational NEC Z56.89
- simple, adult — *see* Disorder, adjustment
- situational — *see* Disorder, adjustment
- social Z60.9
  - due to
    - acculturation difficulty Z60.3
    - discrimination and persecution (perceived) Z60.5
    - exclusion and isolation Z60.4
    - life-cycle (phase of life) transition Z60.0
    - rejection Z60.4
    - specified reason NEC Z60.8

Malaise R53.81
Malakoplakia — *see* Malacoplakia
Malaria, malarial (fever) B54
- with
  - blackwater fever B50.8
    - hemoglobinuric (bilious) B50.8
  - hemoglobinuria B50.8

- accidentally induced (therapeutically) - code by type under Malaria
- algid B50.9
- cerebral B50.0 *[G94]*
- clinically diagnosed (without parasitological confirmation) B54
- congenital NEC P37.4
  - falciparum P37.3
- congestion, congestive B54
- continued (fever) B50.9
- estivo-autumnal B50.9
- falciparum B50.9
  - with complications NEC B50.8
    - cerebral B50.0 *[G94]*
  - severe B50.8
- hemorrhagic B54
- malariae B52.9
  - with
    - complications NEC B52.8
    - glomerular disorder B52.0
- malignant (tertian) — *see* Malaria, falciparum
- mixed infections - code to first listed type in B50-B53
- ovale B53.0
- parasitologically confirmed NEC B53.8
- pernicious, acute — *see* Malaria, falciparum
- Plasmodium (P.)
  - falciparum NEC — *see* Malaria, falciparum
  - malariae NEC B52.9
    - with Plasmodium
      - falciparum (and or vivax) — *see* Malaria, falciparum
      - vivax (*see also* Malaria, vivax)
        - and falciparum — *see* Malaria, falciparum
  - ovale B53.0
    - with Plasmodium malariae (*see also* Malaria, malariae)

- and vivax (*see also* Malaria, vivax)
  - and falciparum — *see* Malaria, falciparum
- simian B53.1
  - with Plasmodium malariae (*see also* Malaria, malariae)
    - and vivax (*see also* Malaria, vivax)
      - and falciparum — *see* Malaria, falciparum
- vivax NEC B51.9
  - with Plasmodium falciparum — *see* Malaria, falciparum
- quartan — *see* Malaria, malariae
- quotidian — *see* Malaria, falciparum
- recurrent B54
- remittent B54
- specified type NEC (parasitologically confirmed) B53.8
- spleen B54
- subtertian (fever) — *see* Malaria, falciparum
- tertian (benign) (*see also* Malaria, vivax)
  - malignant B50.9
- tropical B50.9
- typhoid B54
- vivax B51.9
  - with
    - complications NEC B51.8
    - ruptured spleen B51.0

Malassimilation K90.9

Malassez's disease (cystic) N50.89

Mal de los pintos — *see* Pinta

Mal de mer T75.3 ☑

Maldescent, testis Q53.9

- bilateral Q53.20
  - abdominal Q53.211
  - perineal Q53.22

- unilateral Q53.10
  - abdominal Q53.111
  - perineal Q53.12
- **Maldevelopment** (*see also* Anomaly)
  - brain Q07.9
  - colon Q43.9
  - hip Q74.2
    - congenital dislocation Q65.2
      - bilateral Q65.1
      - unilateral Q65.0 ☑
  - mastoid process Q75.8
  - middle ear Q16.4
    - except ossicles Q16.4
    - ossicles Q16.3
  - ossicles Q16.3
  - spine Q76.49
  - toe Q74.2
- **Male** type pelvis Q74.2
  - with disproportion (fetopelvic) O33.3 ☑
    - causing obstructed labor O65.3
- **Malformation** (congenital) (*see also* Anomaly)
  - adrenal gland Q89.1
  - affecting multiple systems with skeletal changes NEC Q87.5
  - alimentary tract Q45.9
    - specified type NEC Q45.8
    - upper Q40.9
      - specified type NEC Q40.8
  - aorta Q25.40
    - absence Q25.41
    - aneurysm, congenital Q25.43
    - aplasia Q25.41
    - atresia Q25.29

- aortic arch Q25.21
- coarctation (preductal) (postductal) Q25.1
- dilatation, congenital Q25.44
- hypoplasia Q25.42
- patent ductus arteriosus Q25.0
- specified type NEC Q25.49
- stenosis Q25.1
  - supravalvular Q25.3
- aortic valve Q23.9
  - specified NEC Q23.88
- arteriovenous, aneurysmatic (congenital) Q27.30
  - brain Q28.2
    - ruptured I60.8
      - intracerebral I61.8
      - intraparenchymal I61.8
      - intraventricular I61.5
      - subarachnoid I60.8
  - cerebral (*see also* Malformation, arteriovenous, brain) Q28.2
  - peripheral Q27.30
    - digestive system — *see* Angiodysplasia
      - congenital Q27.33
    - lower limb Q27.32
    - other specified site Q27.39
    - renal vessel Q27.34
    - upper limb Q27.31
  - precerebral vessels (nonruptured) Q28.0
- auricle
  - ear (congenital) Q17.3
    - acquired H61.119
      - left H61.112
        - with right H61.113

- right H61.111
  - with left H61.113
- bile duct Q44.5
- bladder Q64.79
  - aplasia Q64.5
  - diverticulum Q64.6
  - exstrophy — *see* Exstrophy, bladder
  - neck obstruction Q64.31
- bone Q79.9
  - face Q75.9
    - specified type NEC Q75.8
  - skull Q75.9
    - specified type NEC Q75.8
- brain (multiple) Q04.9
  - arteriovenous Q28.2
  - specified type NEC Q04.8
- branchial cleft Q18.2
- breast Q83.9
  - specified type NEC Q83.8
- broad ligament Q50.6
- bronchus Q32.4
- bursa Q79.9
- cardiac
  - chambers Q20.9
    - specified type NEC Q20.8
  - septum Q21.9
    - specified type NEC Q21.8
- cerebral Q04.9
  - vessels Q28.3
- cervix uteri Q51.9
  - specified type NEC Q51.828
- Chiari

- Type I G93.5
- Type II Q07.01

choroid (congenital) Q14.3
- plexus Q07.8

circulatory system Q28.9
cochlea Q16.5
cornea Q13.4
coronary vessels Q24.5
corpus callosum (congenital) Q04.0
diaphragm Q79.1
digestive system NEC, specified type NEC Q45.8
dura Q07.9
- brain Q04.9
- spinal Q06.9

ear Q17.9
- causing impairment of hearing Q16.9
- external Q17.9
  - accessory auricle Q17.0
  - causing impairment of hearing Q16.9
    - absence of
      - auditory canal Q16.1
      - auricle Q16.0
  - macrotia Q17.1
  - microtia Q17.2
  - misplacement Q17.4
  - misshapen NEC Q17.3
  - prominence Q17.5
  - specified type NEC Q17.8
- inner Q16.5
- middle Q16.4

- absence of eustachian tube Q16.2
- ossicles (fusion) Q16.3
- ossicles Q16.3
- specified type NEC Q17.8
- epididymis Q55.4
- esophagus Q39.9
  - specified type NEC Q39.8
- eye Q15.9
  - lid Q10.3
  - specified NEC Q15.8
- fallopian tube Q50.6
- genital organ — *see* Anomaly, genitalia
- great
  - artery Q25.9
    - aorta — *see* Malformation, aorta
    - pulmonary artery — *see* Malformation, pulmonary, artery
    - specified type NEC Q25.8
  - vein Q26.9
    - anomalous
      - portal venous connection Q26.5
      - pulmonary venous connection Q26.4
        - partial Q26.3
        - total Q26.2
    - persistent left superior vena cava Q26.1
    - portal vein-hepatic artery fistula Q26.6
    - specified type NEC Q26.8
    - vena cava stenosis, congenital Q26.0
- gum Q38.6
- hair Q84.2
- heart Q24.9
  - specified type NEC Q24.8
- integument Q84.9

- specified type NEC Q84.8
- internal ear Q16.5
- intestine Q43.9
  - specified type NEC Q43.8
- iris Q13.2
- joint Q74.9
  - ankle Q74.2
  - lumbosacral Q76.49
  - sacroiliac Q74.2
  - specified type NEC Q74.8
- kidney Q63.9
  - accessory Q63.0
  - giant Q63.3
  - horseshoe Q63.1
  - hydronephrosis Q62.0
  - malposition Q63.2
  - specified type NEC Q63.8
- lacrimal apparatus Q10.6
- lip Q38.0
- lingual Q38.3
- liver Q44.70
- lung Q33.9
- meninges or membrane (congenital) Q07.9
  - cerebral Q04.8
  - spinal (cord) Q06.9
- middle ear Q16.4
  - ossicles Q16.3
- mitral valve Q23.9
  - specified NEC Q23.88

- Mondini's (congenital) (malformation, cochlea) Q16.5
- mouth (congenital) Q38.6
- multiple types NEC Q89.7
- musculoskeletal system Q79.9
- myocardium Q24.8
- nail Q84.6
- nervous system (central) Q07.9
- nose Q30.9
  - specified type NEC Q30.8
- optic disc Q14.2
- orbit Q10.7
- ovary Q50.39
- palate Q38.5
- parathyroid gland Q89.2
- pelvic organs or tissues NEC
  - in pregnancy or childbirth O34.8
    - causing obstructed labor O65.5
- penis Q55.69
  - aplasia Q55.5
  - curvature (lateral) Q55.61
  - hypoplasia Q55.62
- pericardium Q24.8
- peripheral vascular system Q27.9
  - specified type NEC Q27.8
- pharynx Q38.8
- precerebral vessels Q28.1
- prostate Q55.4
- pulmonary
  - arteriovenous Q25.72
  - artery Q25.9

- atresia Q25.5
- specified type NEC Q25.79
- stenosis Q25.6
- valve Q22.3

renal artery Q27.2
respiratory system Q34.9
retina Q14.1
scrotum — *see* Malformation, testis and scrotum
seminal vesicles Q55.4
sense organs NEC Q07.9
skin Q82.9
specified NEC Q89.89
spinal
- cord Q06.9
- nerve root Q07.8

spine Q76.49
- kyphosis — *see* Kyphosis, congenital
- lordosis — *see* Lordosis, congenital

spleen Q89.09
stomach Q40.3
- specified type NEC Q40.2

teeth, tooth K00.9
tendon Q79.9
testis and scrotum Q55.20
- aplasia Q55.0
- hypoplasia Q55.1
- polyorchism Q55.21
- retractile testis Q55.22
- scrotal transposition Q55.23
- specified NEC Q55.29

- throat Q38.8
- thorax, bony Q76.9
- thyroid gland Q89.2
- tongue (congenital) Q38.3
  - hypertrophy Q38.2
  - tie Q38.1
- trachea Q32.1
- tricuspid valve Q22.9
  - specified type NEC Q22.8
- umbilical cord NEC (complicating delivery) O69.89 ☑
- umbilicus Q89.9
- ureter Q62.8
  - agenesis Q62.4
  - duplication Q62.5
  - malposition — *see* Malposition, congenital, ureter
  - obstructive defect — *see* Defect, obstructive, ureter
  - vesico-uretero-renal reflux Q62.7
- urethra Q64.79
  - aplasia Q64.5
  - duplication Q64.74
  - posterior valves Q64.2
  - prolapse Q64.71
  - stricture Q64.32
- urinary system Q64.9
- uterus Q51.9
  - specified type NEC Q51.818
- vagina Q52.4
- vascular system, peripheral Q27.9
- vas deferens Q55.4
  - atresia Q55.3
- venous — *see* Anomaly, vein(s)
- vulva Q52.70

- **Malfunction** (*see also* Dysfunction)
  - cardiac electronic device T82.119 ☑
    - electrode T82.110 ☑
    - pulse generator T82.111 ☑
    - specified type NEC T82.118 ☑
  - catheter device NEC T85.618 ☑
    - cystostomy T83.010 ☑
    - dialysis (renal) (vascular) T82.41 ☑
      - intraperitoneal T85.611 ☑
    - infusion NEC T82.514 ☑
      - cranial (*see also* Complication(s), catheter, cranial infusion, mechanical) T85.690 ☑
      - epidural (*see also* Complication(s), catheter, cranial infusion, mechanical) T85.690 ☑
      - intrathecal (*see also* Complication(s), catheter, cranial infusion, mechanical) T85.690 ☑
      - spinal (*see also* Complication(s), catheter, cranial infusion, mechanical) T85.690 ☑
      - subarachnoid (*see also* Complication(s), catheter, cranial infusion, mechanical) T85.690 ☑
      - subdural (*see also* Complication(s), catheter, cranial infusion, mechanical) T85.690 ☑
    - urinary (*see also* Breakdown, device, catheter) T83.018 ☑
  - colostomy K94.03
    - valve K94.03
  - cystostomy (stoma) N99.512
    - catheter T83.010 ☑
  - enteric stoma K94.13
  - enterostomy K94.13
  - esophagostomy K94.33
  - gastroenteric K31.89
  - gastrostomy K94.23
  - ileostomy K94.13
    - valve K94.13

- intrathecal infusion pump T85.615 ☑
- jejunostomy K94.13
- nervous system device, implant or graft, specified NEC T85.615 ☑
- pacemaker — *see* Malfunction, cardiac electronic device
- prosthetic device, internal — *see* Complications, prosthetic device, by site, mechanical
- tracheostomy J95.03
- urinary device NEC — *see* Complication, genitourinary, device, urinary, mechanical
- valve
  - colostomy K94.03
  - heart T82.09 ☑
  - ileostomy K94.13
- vascular graft or shunt NEC — *see* Complication, cardiovascular device, mechanical, vascular
- ventricular (communicating shunt) T85.01 ☑

Malherbe's tumor — *see* Neoplasm, skin, benign

Malibu disease I98.8

Malignancy (*see also* Neoplasm, malignant, by site)
- unspecified site (primary) C80.1

Malignant — *see* condition

Malingerer, malingering Z76.5

Mallet finger (acquired) — *see* Deformity, finger, mallet finger
- congenital Q74.0
- sequelae of rickets E64.3

Malleus A24.0

Mallory's bodies R89.7

Mallory-Weiss syndrome K22.6

Malnutrition E46
- degree
  - first E44.1
  - mild (protein) E44.1
  - moderate (protein) E44.0
  - second E44.0
  - severe (protein-energy) E43

- with
  - kwashiorkor E40
  - marasmus E41
- intermediate form E42
  - with
    - kwashiorkor E42
- third E43

following gastrointestinal surgery K91.2

intrauterine
- light-for-dates — *see* Light for dates
- small-for-dates — *see* Small for dates

lack of care, or neglect (child) (infant) T76.02 ☑
- confirmed T74.02 ☑

malignant E40

protein E46
- calorie E46
  - mild E44.1
  - moderate E44.0
  - severe E43
    - with
      - kwashiorkor E40
      - marasmus E41
    - intermediate form E42
      - with
        - kwashiorkor (and marasmus) E42
- energy E46
  - mild E44.1
  - moderate E44.0
  - severe E43
    - with

- kwashiorkor E40
- marasmus E41
- intermediate form E42
  - with
    - kwashiorkor (and marasmus) E42
- severe (protein-energy) E43
  - with
    - kwashiorkor E40
      - with marasmus E42
  - intermediate form E42
    - with
      - kwashiorkor (and marasmus) E42
    - marasmus E41

Malocclusion (teeth) M26.4
- Angle's M26.219
  - class I M26.211
  - class II M26.212
  - class III M26.213
- due to
  - abnormal swallowing M26.59
  - mouth breathing M26.59
  - tongue, lip or finger habits M26.59
- temporomandibular (joint) M26.69

Malposition
- cervix — *see* Malposition, uterus
- congenital
  - adrenal (gland) Q89.1
  - alimentary tract Q45.8
    - lower Q43.8
    - upper Q40.8

- aorta Q25.49
- appendix Q43.8
- arterial trunk Q20.0
- artery (peripheral) Q27.8
  - coronary Q24.5
  - digestive system Q27.8
  - lower limb Q27.8
  - pulmonary Q25.79
  - specified site NEC Q27.8
  - upper limb Q27.8
- auditory canal Q17.8
  - causing impairment of hearing Q16.9
- auricle (ear) Q17.4
  - causing impairment of hearing Q16.9
  - cervical Q18.2
- biliary duct or passage Q44.5
- bladder (mucosa) — *see* Exstrophy, bladder
- brachial plexus Q07.8
- brain tissue Q04.8
- breast Q83.8
- bronchus Q32.4
- cecum Q43.8
- clavicle Q74.0
- colon Q43.8
- digestive organ or tract NEC Q45.8
  - lower Q43.8
  - upper Q40.8
- ear (auricle) (external) Q17.4
  - ossicles Q16.3

- endocrine (gland) NEC Q89.2
- epiglottis Q31.8
- eustachian tube Q17.8
- eye Q15.8
- facial features Q18.8
- fallopian tube Q50.6
- finger(s) Q68.1
  - supernumerary Q69.0
- foot Q66.9 ☑
- gallbladder Q44.1
- gastrointestinal tract Q45.8
- genitalia, genital organ(s) or tract
  - female Q52.8
    - external Q52.79
    - internal NEC Q52.8
  - male Q55.8
- glottis Q31.8
- hand Q68.1
- heart Q24.8
  - dextrocardia Q24.0
    - with complete transposition of viscera Q89.3
- hepatic duct Q44.5
- hip (joint) Q65.89
- intestine (large) (small) Q43.8
  - with anomalous adhesions, fixation or malrotation Q43.3
- joint NEC Q68.8
- kidney Q63.2
- larynx Q31.8
- limb Q68.8
  - lower Q68.8
  - upper Q68.8

- liver Q44.79
- lung (lobe) Q33.8
- nail(s) Q84.6
- nerve Q07.8
- nervous system NEC Q07.8
- nose, nasal (septum) Q30.8
- organ or site not listed — *see* Anomaly, by site
- ovary Q50.39
- pancreas Q45.3
- parathyroid (gland) Q89.2
- patella Q74.1
- peripheral vascular system Q27.8
- pituitary (gland) Q89.2
- respiratory organ or system NEC Q34.8
- rib (cage) Q76.6
  - supernumerary in cervical region Q76.5
- scapula Q74.0
- shoulder Q74.0
- spinal cord Q06.8
- spleen Q89.09
- sternum NEC Q76.7
- stomach Q40.2
- symphysis pubis Q74.2
- thymus (gland) Q89.2
- thyroid (gland) (tissue) Q89.2
  - cartilage Q31.8
- toe(s) Q66.9 ☑
  - supernumerary Q69.2
- tongue Q38.3
- trachea Q32.1
- ureter Q62.60

- deviation Q62.61
- displacement Q62.62
- ectopia Q62.63
- specified type NEC Q62.69

uterus Q51.818
vein(s) (peripheral) Q27.8
- great Q26.8

vena cava (inferior) (superior) Q26.8
device, implant or graft (*see also* Complications, by site and type, mechanical) T85.628 ☑
arterial graft NEC — *see* Complication, cardiovascular device, mechanical, vascular
breast (implant) T85.42 ☑
catheter NEC T85.628 ☑
- cystostomy T83.020 ☑
- dialysis (renal) T82.42 ☑
  - intraperitoneal T85.621 ☑
- infusion NEC T82.524 ☑
  - spinal (epidural) (subdural) T85.620 ☑
- urinary (*see also* Displacement, device, catheter, urinary) T83.028 ☑

electronic (electrode) (pulse generator) (stimulator)
- bone T84.320 ☑
- cardiac T82.129 ☑
  - electrode T82.120 ☑
  - pulse generator T82.121 ☑
  - specified type NEC T82.128 ☑
- nervous system — *see* Complication, prosthetic device, mechanical, electronic nervous system stimulator
- urinary — *see* Complication, genitourinary, device, urinary, mechanical

fixation, internal (orthopedic) NEC — *see* Complication, fixation device, mechanical
gastrointestinal — *see* Complications, prosthetic device, mechanical, gastrointestinal device
genital NEC T83.428 ☑
- intrauterine contraceptive device (string) T83.32 ☑
- penile prosthesis (cylinder) (implanted) (pump) (reservoir) T83.420 ☑
- testicular prosthesis T83.421 ☑

- heart NEC — *see* Complication, cardiovascular device, mechanical
- joint prosthesis — *see* Complication, joint prosthesis, mechanical
- ocular NEC — *see* Complications, prosthetic device, mechanical, ocular device
- orthopedic NEC — *see* Complication, orthopedic, device, mechanical
- specified NEC T85.628 ☑
- urinary NEC (*see also* Complication, genitourinary, device, urinary, mechanical)
  - graft T83.22 ☑
- vascular NEC — *see* Complication, cardiovascular device, mechanical
- ventricular intracranial shunt T85.02 ☑

fetus — *see* Pregnancy, complicated by (management affected by), presentation, fetal

gallbladder K82.8

gastrointestinal tract, congenital Q45.8

heart, congenital NEC Q24.8

joint prosthesis — *see* Complications, joint prosthesis, mechanical, displacement, by site

stomach K31.89
- congenital Q40.2

tooth, teeth, fully erupted M26.30

uterus (acute) (acquired) (adherent) (asymptomatic) (postinfectional) (postpartal, old) N85.4
- anteflexion or anteversion N85.4
  - congenital Q51.818
- flexion N85.4
  - lateral — *see* Lateroversion, uterus
- inversion N85.5
- lateral (flexion) (version) — *see* Lateroversion, uterus
  - in pregnancy or childbirth — *see* subcategory O34.5 ☑
- retroflexion or retroversion — *see* Retroversion, uterus

Malposture R29.3

Malrotation

- cecum Q43.3
- colon Q43.3
- intestine Q43.3
- kidney Q63.2

Maltreatment

- adult
  - abandonment
    - confirmed T74.01 ☑
    - suspected T76.01 ☑
  - bullying
    - confirmed T74.31 ☑
    - suspected T76.31 ☑
  - confirmed T74.91 ☑
  - financial
    - confirmed T74.A1 ☑
    - suspected T76.A1 ☑
  - history of Z91.419
  - intimidation (through social media)
    - confirmed T74.31 ☑
    - suspected T76.31 ☑
  - neglect
    - confirmed T74.01 ☑
    - suspected T76.01 ☑
  - physical abuse
    - confirmed T74.11 ☑
    - suspected T76.11 ☑
  - psychological abuse
    - confirmed T74.31 ☑
    - suspected T76.31 ☑
    - history of Z91.411
  - sexual abuse

- confirmed T74.21 ☑
- suspected T76.21 ☑

suspected T76.91 ☑

threatened abuse (harm) (physical violence) (sexual abuse)

- confirmed T74.31 ☑
- suspected T76.31 ☑

child

abandonment

- confirmed T74.02 ☑
- suspected T76.02 ☑

bullying

- confirmed T74.32 ☑
- suspected T76.32 ☑

confirmed T74.92 ☑

financial

- confirmed T74.A2 ☑
- suspected T76.A2 ☑

history of — *see* History, personal (of), abuse

intimidation (through social media)

- confirmed T74.32 ☑
- suspected T76.32 ☑

neglect

- confirmed T74.02 ☑
- history of — *see* History, personal (of), abuse
- suspected T76.02 ☑

physical abuse

- confirmed T74.12 ☑
- history of — *see* History, personal (of), abuse
- suspected T76.12 ☑

psychological abuse

- confirmed T74.32 ☑
- history of — *see* History, personal (of), abuse
- suspected T76.32 ☑
- sexual abuse
  - confirmed T74.22 ☑
  - history of — *see* History, personal (of), abuse
  - suspected T76.22 ☑
- suspected T76.92 ☑
- threatened abuse (harm) (physical violence) (sexual abuse)
  - confirmed T74.32 ☑
  - suspected T76.32 ☑
- personal history of Z91.89

Malta fever — *see* Brucellosis

Maltworker's lung J67.4

Malunion, fracture — *see* Fracture, by site

Mammillitis N61.0
- puerperal, postpartum O91.02

Mammitis — *see* Mastitis

Mammogram (examination) Z12.39
- routine Z12.31

Mammoplasia N62

Management(of)
- bone conduction hearing device (implanted) Z45.320
- cardiac pacemaker NEC Z45.018
- cerebrospinal fluid drainage device Z45.41
- cochlear device (implanted) Z45.321
- contraceptive Z30.9
  - specified NEC Z30.8
- implanted device Z45.9
  - specified NEC Z45.89

- infusion pump Z45.1
- procreative Z31.9
  - male factor infertility in female Z31.81
  - specified NEC Z31.89
- prosthesis (external) (*see also* Fitting) Z44.9
  - implanted Z45.9
    - specified NEC Z45.89
- renal dialysis catheter Z49.01
- vascular access device Z45.2

Mangled — *see* specified injury by site

Mania (monopolar) (*see also* Disorder, mood, manic episode)
- with psychotic symptoms F30.2
- without psychotic symptoms F30.10
  - mild F30.11
  - moderate F30.12
  - severe F30.13
- Bell's F30.8
- chronic (recurrent) F31.89
- hysterical F44.89
- puerperal F30.8
- recurrent F31.89

Manic depression F31.9

Manic-depressive insanity, psychosis, or syndrome — *see* Disorder, bipolar

Mannosidosis E77.1

Mansonelliasis, mansonellosis B74.4

Manson's
- disease B65.1
- schistosomiasis B65.1

- **Manual** — *see* condition
- **Maple-bark-stripper's** lung (disease) J67.6
- **Maple-syrup-urine** disease E71.0
- **Marable's** syndrome (celiac artery compression) I77.4
- **Marasmus** E41
  - due to malnutrition E41
  - intestinal E41
  - nutritional E41
  - senile R54
  - tuberculous NEC — *see* Tuberculosis
- **Marble**
  - bones Q78.2
  - skin R23.8
- **Marburg** virus disease A98.3
- **March**
  - fracture — *see* Fracture, traumatic, stress, by site
  - hemoglobinuria D59.6
- **Marchesani** (-Weill) syndrome Q87.0
- **Marchiafava** (-Bignami) syndrome or disease G37.1
- **Marchiafava-Micheli** syndrome D59.5
- **Marcus** Gunn's syndrome Q07.8
- **Marfan** syndrome — *see* Syndrome, Marfan
- **Marie-Bamberger** disease — *see* Osteoarthropathy, hypertrophic, specified NEC
- **Marie-Charcot-Tooth** neuropathic muscular atrophy G60.0
- **Marie's**
  - cerebellar ataxia (late-onset) G11.2
  - disease or syndrome (acromegaly) E22.0
- **Marie-Strümpell** arthritis, disease or spondylitis — *see* Spondylitis, ankylosing
- **Marion's** disease (bladder neck obstruction) N32.0
- **Marital** conflict Z63.0
- **Mark**

- port wine Q82.5
- raspberry Q82.5
- strawberry Q82.5
- stretch L90.6
- tattoo L81.8

Marker heterochromatin — *see* Extra, marker chromosomes
Maroteaux-Lamy syndrome (mild) (severe) E76.29
Marrow (bone)
- arrest D61.9
- poor function D75.89

Marseilles fever A77.1
Marsh fever — *see* Malaria
Marshall's (hidrotic) ectodermal dysplasia Q82.4
Marsh's disease (exophthalmic goiter) E05.00
- with storm E05.01

Masculinization (female) with adrenal hyperplasia E25.9
- congenital E25.0

Masculinovoblastoma D27. ☑
Masochism (sexual) F65.51
Mason's lung J62.8
Mass
- abdominal R19.00
  - epigastric R19.06
  - generalized R19.07
  - left lower quadrant R19.04
  - left upper quadrant R19.02
  - periumbilic R19.05
  - right lower quadrant R19.03
  - right upper quadrant R19.01
  - specified site NEC R19.09

- breast (*see also* Lump, breast) N63.0
- chest R22.2
- cystic — *see* Cyst
- ear H93.8 ☑
- head R22.0
- intra-abdominal (diffuse) (generalized) — *see* Mass, abdominal
- kidney N28.89
- liver R16.0
- localized (skin) R22.9
  - chest R22.2
  - head R22.0
  - limb
    - lower R22.4 ☑
    - upper R22.3 ☑
  - neck R22.1
  - trunk R22.2
- lung R91.8
- malignant — *see* Neoplasm, malignant, by site
- neck R22.1
- pelvic (diffuse) (generalized) — *see* Mass, abdominal
- specified organ NEC — *see* Disease, by site
- splenic R16.1
- substernal thyroid — *see* Goiter
- superficial (localized) R22.9
- umbilical (diffuse) (generalized) R19.09

Massive — *see* condition

Mast cell

- disease, systemic tissue D47.02
- leukemia C94.3 ☑
- neoplasm
  - malignant C96.20
    - specified type NEC C96.29

- of uncertain behavior NEC D47.09
- sarcoma C96.22
- tumor D47.09

Mastalgia N64.4

Masters-Allen syndrome N83.8

Mastitis (acute) (diffuse) (nonpuerperal) (subacute) N61.0

- with abscess N61.1
- chronic (cystic) — *see* Mastopathy, cystic
- cystic (Schimmelbusch's type) — *see* Mastopathy, cystic
- fibrocystic — *see* Mastopathy, cystic
- granulomatous N61.2 ☑
- infective N61.0
  - newborn P39.0
- interstitial, gestational or puerperal — *see* Mastitis, obstetric
- neonatal (noninfective) P83.4
  - infective P39.0
- obstetric (interstitial) (nonpurulent)
  - associated with
    - lactation O91.23
    - pregnancy O91.21 ☑
    - puerperium O91.22
  - purulent
    - associated with
      - lactation O91.13
      - pregnancy O91.11 ☑
      - puerperium O91.12
- periductal — *see* Ectasia, mammary duct
- phlegmonous — *see* Mastopathy, cystic
- plasma cell — *see* Ectasia, mammary duct
- without abscess N61.0

Mastocytoma (extracutaneous) D47.09

- malignant C96.29
- solitary D47.01

Mastocytosis D47.09
- aggressive systemic C96.21
- cutaneous (diffuse) (maculopapular) D47.01
  - congenital Q82.2
  - of neonatal onset Q82.2
  - of newborn onset Q82.2
- indolent systemic D47.02
- isolated bone marrow D47.02
- malignant C96.29
- systemic (indolent) (smoldering)
  - with an associated hematological non-mast cell lineage disease (SM-AHNMD) D47.02

Mastodynia N64.4

Mastoid — *see* condition

Mastoidalgia — *see* subcategory H92.0 ☑

Mastoiditis (coalescent) (hemorrhagic) (suppurative) H70.9 ☑
- acute, subacute H70.00 ☑
  - complicated NEC H70.09 ☑
  - subperiosteal H70.01 ☑
- chronic (necrotic) (recurrent) H70.1 ☑
- in (due to)
  - infectious disease NEC B99 ☑ *[H75.0 ☑]*
  - parasitic disease NEC B89 *[H75.0 ☑]*
  - tuberculosis A18.03
- petrositis — *see* Petrositis
- postauricular fistula — *see* Fistula, postauricular
- specified NEC H70.89 ☑
- tuberculous A18.03

Mastopathy, mastopathia N64.9
- chronica cystica — *see* Mastopathy, cystic
- cystic (chronic) (diffuse) N60.1 ☑

- with epithelial proliferation N60.3 ☑
- diffuse cystic — *see* Mastopathy, cystic
- estrogenic, oestrogenica, oestrogenic N64.89
- ovarian origin N64.89

Mastoplasia, mastoplastia N62
Masturbation (excessive) F98.8
Maternal care (for) — *see* Pregnancy (complicated by) (management affected by)
Matheiu's disease (leptospiral jaundice) A27.0
Mauclaire's disease or osteochondrosis — *see* Osteochondrosis, juvenile, hand, metacarpal
Maxcy's disease A75.2
Maxilla, maxillary — *see* condition
May (-Hegglin) anomaly or syndrome D72.0
McArdle (-Schmid)(-Pearson) disease (glycogen storage) E74.04
McCune-Albright syndrome Q78.1
McQuarrie's syndrome (idiopathic familial hypoglycemia) E16.2
Meadow's syndrome Q86.1
Measles (black) (hemorrhagic) (suppressed) B05.9
- with
  - complications NEC B05.89
  - encephalitis B05.0
  - intestinal complications B05.4
  - keratitis (keratoconjunctivitis) B05.81
  - meningitis B05.1
  - otitis media B05.3
  - pneumonia B05.2
- French — *see* Rubella
- German — *see* Rubella
- Liberty — *see* Rubella

- **Meatitis**, urethral — *see* Urethritis
- **Meatus**, meatal — *see* condition
- **Meat-wrappers'** asthma J68.9
- **ME/CFS** (myalgic encephalomyelitis/chronic fatigue syndrome) G93.32
- **Meckel-Gruber** syndrome Q61.9
- **Meckel's** diverticulitis, diverticulum (displaced) (hypertrophic) Q43.0
  - malignant — *see* Table of Neoplasms, small intestine, malignant
- **Meconium**
  - ileus, newborn P76.0
    - in cystic fibrosis E84.11
    - meaning meconium plug (without cystic fibrosis) P76.0
  - obstruction, newborn P76.0
    - due to fecaliths P76.0
    - in mucoviscidosis E84.11
  - peritonitis P78.0
  - plug syndrome (newborn) NEC P76.0
- **MED13L** (mediator complex subunit 13L) syndrome Q87.85
- **Median** (*see also* condition)
  - arcuate ligament syndrome I77.4
  - bar (prostate) (vesical orifice) — *see* Hyperplasia, prostate
  - rhomboid glossitis K14.2
- **Mediastinal** shift R93.89
- **Mediastinitis** (acute) (chronic) J98.51
  - syphilitic A52.73
  - tuberculous A15.8
- **Mediastinopericarditis** (*see also* Pericarditis)
  - acute I30.9
  - adhesive I31.0
  - chronic I31.8
    - rheumatic I09.2

- **Mediastinum,** mediastinal — *see* condition
- **Mediator** complex subunit 13L (MED13L) syndrome Q87.85
- **Medicine** poisoning — *see* Table of Drugs and Chemicals, by drug, poisoning
- **Mediterranean**
  - fever — *see* Brucellosis
    - familial M04.1
    - tick A77.1
  - kala-azar B55.0
  - leishmaniasis B55.0
  - tick fever A77.1
- **Medulla** — *see* condition
- **Medullary** cystic kidney Q61.5
- **Medullated** fibers
  - optic (nerve) Q14.8
  - retina Q14.1
- **Medulloblastoma**
  - desmoplastic C71.6
  - specified site — *see* Neoplasm, malignant, by site
  - unspecified site C71.6
- **Medulloepithelioma** (*see also* Neoplasm, malignant, by site)
  - teratoid — *see* Neoplasm, malignant, by site
- **Medullomyoblastoma**
  - specified site — *see* Neoplasm, malignant, by site
  - unspecified site C71.6
- **Meekeren-Ehlers-Danlos** syndrome (*see also* Syndrome, Ehlers-Danlos) Q79.69
- **Megacolon** (acquired) (functional) (not Hirschsprung's disease) (in) K59.39
  - Chagas' disease B57.32
  - congenital, congenitum (aganglionic) Q43.1
  - Hirschsprung's (disease) Q43.1
  - toxic NEC K59.31
    - due to

- Clostridioides difficile
  - not specified as recurrent A04.72
  - recurrent A04.71
- Clostridium difficile
  - not specified as recurrent A04.72
  - recurrent A04.71

Megaesophagus (functional) K22.0
- congenital Q39.5
- in (due to) Chagas' disease B57.31

Megalencephaly Q04.5

Megalerythema (epidemic) B08.3

Megaloappendix Q43.8

Megalocephalus, megalocephaly NEC Q75.3

Megalocornea Q15.8
- with glaucoma Q15.0

Megalocytic anemia D53.1

Megalodactylia (fingers) (thumbs) (congenital) Q74.0
- toes Q74.2

Megaloduodenum Q43.8

Megaloesophagus (functional) K22.0
- congenital Q39.5

Megalogastria (acquired) K31.89
- congenital Q40.2

Megalophthalmos Q11.3

Megalopsia H53.15

Megalosplenia — *see* Splenomegaly

Megaloureter N28.82
- congenital Q62.2

Megarectum K62.89

Megasigmoid K59.39
- congenital Q43.2

- **Megaureter** N28.82
  - congenital Q62.2
- **Megavitamin-B6** syndrome E67.2
- **Megrim** — *see* Migraine
- **Meibomian**
  - cyst, infected — *see* Hordeolum
  - gland — *see* condition
  - sty, stye — *see* Hordeolum
- **Meibomitis** — *see* Hordeolum
- **Meige-Milroy** disease (chronic hereditary edema) Q82.0
- **Meige's** syndrome Q82.0
- **Melalgia,** nutritional E53.8
- **Melancholia** F32.A
  - climacteric (single episode) F32.89
    - recurrent episode F33.8
  - hypochondriac F45.29
  - intermittent (single episode) F32.89
    - recurrent episode F33.8
  - involutional (single episode) F32.89
    - recurrent episode F33.8
  - menopausal (single episode) F32.89
    - recurrent episode F33.8
  - puerperal F32.89
  - reactive (emotional stress or trauma) F32.3
  - recurrent F33.9
  - senile F03 ☑
  - stuporous (single episode) F32.89
    - recurrent episode F33.8

Melanemia R79.89
Melanoameloblastoma — *see* Neoplasm, bone, benign
Melanoblastoma — *see* Melanoma
Melanocarcinoma — *see* Melanoma
Melanocytoma, eyeball D31.9 ☑
Melanocytosis, neurocutaneous Q82.8
Melanoderma, melanodermia L81.4
Melanodontia, infantile K03.89
Melanodontoclasia K03.89
Melanoepithelioma — *see* Melanoma
Melanoma (malignant) C43.9
- acral lentiginous, malignant — *see* Melanoma, skin, by site
- amelanotic — *see* Melanoma, skin, by site
- balloon cell — *see* Melanoma, skin, by site
- benign — *see* Nevus
- desmoplastic, malignant — *see* Melanoma, skin, by site
- epithelioid cell — *see* Melanoma, skin, by site
  - with spindle cell, mixed — *see* Melanoma, skin, by site
- in
  - giant pigmented nevus — *see* Melanoma, skin, by site
  - Hutchinson's melanotic freckle — *see* Melanoma, skin, by site
  - junctional nevus — *see* Melanoma, skin, by site
  - precancerous melanosis — *see* Melanoma, skin, by site
- in situ D03.9

- abdominal wall D03.59
- ala nasi D03.39
- ankle D03.7 ☑
- anus, anal (margin) (skin) D03.51
- arm D03.6 ☑
- auditory canal D03.2 ☑
- auricle (ear) D03.2 ☑
- auricular canal (external) D03.2 ☑
- axilla, axillary fold D03.59
- back D03.59
- breast D03.52
- brow D03.39
- buttock D03.59
- canthus (eye) D03.1 ☑
- cheek (external) D03.39
- chest wall D03.59
- chin D03.39
- choroid D03.8
- conjunctiva D03.8
- ear (external) D03.2 ☑
- external meatus (ear) D03.2 ☑
- eye D03.8
- eyebrow D03.39
- eyelid (lower) (upper) D03.1 ☑
- face D03.30
  - specified NEC D03.39

- female genital organ (external) NEC D03.8
- finger D03.6 ☑
- flank D03.59
- foot D03.7 ☑
- forearm D03.6 ☑
- forehead D03.39
- foreskin D03.8
- gluteal region D03.59
- groin D03.59
- hand D03.6 ☑
- heel D03.7 ☑
- helix D03.2 ☑
- hip D03.7 ☑
- interscapular region D03.59
- iris D03.8
- jaw D03.39
- knee D03.7 ☑
- labium (majus) (minus) D03.8
- lacrimal gland D03.8
- leg D03.7 ☑
- lip (lower) (upper) D03.0
- lower limb NEC D03.7 ☑
- male genital organ (external) NEC D03.8
- nail D03.9
  - finger D03.6 ☑
  - toe D03.7 ☑

- neck D03.4
- nose (external) D03.39
- orbit D03.8
- penis D03.8
- perianal skin D03.51
- perineum D03.51
- pinna D03.2 ☑
- popliteal fossa or space D03.7 ☑
- prepuce D03.8
- pudendum D03.8
- retina D03.8
- retrobulbar D03.8
- scalp D03.4
- scrotum D03.8
- shoulder D03.6 ☑
- specified site NEC D03.8
- submammary fold D03.52
- temple D03.39
- thigh D03.7 ☑
- toe D03.7 ☑
- trunk NEC D03.59
- umbilicus D03.59
- upper limb NEC D03.6 ☑
- vulva D03.8

juvenile — *see* Nevus

malignant, of soft parts except skin — *see* Neoplasm, connective tissue, malignant

metastatic

- breast C79.81
- genital organ C79.82
- specified site NEC C79.89

- neurotropic, malignant — *see* Melanoma, skin, by site
- nodular — *see* Melanoma, skin, by site
- regressing, malignant — *see* Melanoma, skin, by site
- skin C43.9
  - abdominal wall C43.59
  - ala nasi C43.31
  - ankle C43.7 ☑
  - anus, anal (skin) C43.51
  - arm C43.6 ☑
  - auditory canal (external) C43.2 ☑
  - auricle (ear) C43.2 ☑
  - auricular canal (external) C43.2 ☑
  - axilla, axillary fold C43.59
  - back C43.59
  - breast (female) (male) C43.52
  - brow C43.39
  - buttock C43.59
  - canthus (eye) C43.1 ☑
  - cheek (external) C43.39
  - chest wall C43.59
  - chin C43.39
  - ear (external) C43.2 ☑
  - elbow C43.6 ☑
  - external meatus (ear) C43.2 ☑
  - eyebrow C43.39
  - eyelid (lower) (upper) C43.1 ☑
  - face C43.30
    - specified NEC C43.39

- female genital organ (external) NEC C51.9
- finger C43.6 ☑
- flank C43.59
- foot C43.7 ☑
- forearm C43.6 ☑
- forehead C43.39
- foreskin C60.0
- glabella C43.39
- gluteal region C43.59
- groin C43.59
- hand C43.6 ☑
- heel C43.7 ☑
- helix C43.2 ☑
- hip C43.7 ☑
- interscapular region C43.59
- jaw (external) C43.39
- knee C43.7 ☑
- labium C51.9
  - majus C51.0
  - minus C51.1
- leg C43.7 ☑
- lip (lower) (upper) C43.0
- lower limb NEC C43.7 ☑
- male genital organ (external) NEC C63.9
- nail
  - finger C43.6 ☑
  - toe C43.7 ☑

- nasolabial groove C43.39
- nates C43.59
- neck C43.4
- nose (external) C43.31
- overlapping site C43.8
- palpebra C43.1 ☑
- penis C60.9
- perianal skin C43.51
- perineum C43.51
- pinna C43.2 ☑
- popliteal fossa or space C43.7 ☑
- prepuce C60.0
- pudendum C51.9
- scalp C43.4
- scrotum C63.2
- shoulder C43.6 ☑
- skin NEC C43.9
- submammary fold C43.52
- temple C43.39
- thigh C43.7 ☑
- toe C43.7 ☑
- trunk NEC C43.59
- umbilicus C43.59
- upper limb NEC C43.6 ☑
- vulva C51.9
  - overlapping sites C51.8

- spindle cell
  - with epithelioid, mixed — *see* Melanoma, skin, by site
  - type A C69.4 ☑
  - type B C69.4 ☑
- superficial spreading — *see* Melanoma, skin, by site

- **Melanosarcoma** (*see also* Melanoma)
  - epithelioid cell — *see* Melanoma
- **Melanosis** L81.4
  - addisonian E27.1
    - tuberculous A18.7
  - adrenal E27.1
  - colon K63.89
  - conjunctiva — *see* Pigmentation, conjunctiva
    - congenital Q13.89
  - cornea (presenile) (senile) (*see also* Pigmentation, cornea)
    - congenital Q13.4
  - eye NEC H57.89
    - congenital Q15.8
  - lenticularis progressiva Q82.1
  - liver K76.89
  - precancerous (*see also* Melanoma, in situ)
    - malignant melanoma in — *see* Melanoma
  - Riehl's L81.4
  - sclera H15.89
    - congenital Q13.89
  - suprarenal E27.1
  - tar L81.4
  - toxic L81.4
- **Melanuria** R82.998
- **MELAS** syndrome E88.41
- **Melasma** L81.1
  - adrenal (gland) E27.1
  - suprarenal (gland) E27.1
- **Melena** K92.1

- with ulcer - code by site under Ulcer, with hemorrhage K27.4
- due to swallowed maternal blood P78.2
- newborn, neonatal P54.1
  - due to swallowed maternal blood P78.2

Meleney's
- gangrene (cutaneous) — *see* Ulcer, skin
- ulcer (chronic undermining) — *see* Ulcer, skin

Melioidosis A24.9
- acute A24.1
- chronic A24.2
- fulminating A24.1
- pneumonia A24.1
- pulmonary (chronic) A24.2
  - acute A24.1
  - subacute A24.2
- sepsis A24.1
- specified NEC A24.3
- subacute A24.2

Melitensis, febris A23.0

Melkersson (-Rosenthal) syndrome G51.2

Mellitus, diabetes — *see* Diabetes

Melorheostosis (bone) — *see* Disorder, bone, density and structure, specified NEC

Meloschisis Q18.4

Melotia Q17.4

Membrana
- capsularis lentis posterior Q13.89
- epipapillaris Q14.2

Membranacea placenta O43.19 ☑

Membranaceous uterus N85.8

Membrane(s), membranous (*see also* condition)

- cyclitic — *see* Membrane, pupillary
- folds, congenital — *see* Web
- Jackson's Q43.3
- over face of newborn P28.9
- premature rupture — *see* Rupture, membranes, premature
- pupillary H21.4 ☑
  - persistent Q13.89
- retained (with hemorrhage) (complicating delivery) O72.2
  - without hemorrhage O73.1
- secondary cataract — *see* Cataract, secondary
- unruptured (causing asphyxia) — *see* Asphyxia, newborn
- vitreous — *see* Opacity, vitreous, membranes and strands

Membranitis — *see* Chorioamnionitis

Memory disturbance, lack or loss (*see also* Amnesia)
- mild, following organic brain damage F06.8

Menadione deficiency E56.1

Menarche
- delayed E30.0
- precocious E30.1

Mendacity, pathologic F60.2

Mendelson's syndrome (due to anesthesia) J95.4
- in labor and delivery O74.0
- in pregnancy O29.01 ☑
- obstetric O74.0
- postpartum, puerperal O89.01

Ménétrier's disease or syndrome K29.60
- with bleeding K29.61

Ménière's disease, syndrome or vertigo H81.0 ☑

Meninges, meningeal — *see* condition

Meningioma (*see also* Neoplasm, meninges, benign)

angioblastic — *see* Neoplasm, meninges, benign
angiomatous — *see* Neoplasm, meninges, benign
atypical — *see* Neoplasm, meninges, uncertain behavior
endotheliomatous — *see* Neoplasm, meninges, benign
fibroblastic — *see* Neoplasm, meninges, benign
fibrous — *see* Neoplasm, meninges, benign
hemangioblastic — *see* Neoplasm, meninges, benign
hemangiopericytic — *see* Neoplasm, meninges, benign
malignant — *see* Neoplasm, meninges, malignant
meningiothelial — *see* Neoplasm, meninges, benign
meningotheliomatous — *see* Neoplasm, meninges, benign
mixed — *see* Neoplasm, meninges, benign
multiple — *see* Neoplasm, meninges, uncertain behavior
papillary — *see* Neoplasm, meninges, uncertain behavior
psammomatous — *see* Neoplasm, meninges, benign
syncytial — *see* Neoplasm, meninges, benign
transitional — *see* Neoplasm, meninges, benign

Meningiomatosis (diffuse) — *see* Neoplasm, meninges, uncertain behavior

Meningism — *see* Meningismus

Meningismus (infectional) (pneumococcal) R29.1

due to serum or vaccine R29.1
influenzal — *see* Influenza, with, manifestations NEC

Meningitis (basal) (basic) (brain) (cerebral) (cervical) (congestive) (diffuse) (hemorrhagic) (infantile) (membranous) (metastatic) (nonspecific) (pontine) (progressive) (simple) (spinal) (subacute) (sympathetic) (toxic) G03.9

abacterial G03.0
actinomycotic A42.81
adenoviral A87.1
arbovirus A87.8
aseptic (acute) G03.0
bacterial G00.9

- Escherichia coli (E. coli) G00.8
- Friedländer (bacillus) G00.8
- gram-negative G00.9
- H. influenzae G00.0
- Klebsiella G00.8
- pneumococcal G00.1
- specified organism NEC G00.8
- staphylococcal G00.3
- streptococcal (acute) G00.2

benign recurrent (Mollaret) G03.2
candidal B37.5
caseous (tuberculous) A17.0
cerebrospinal A39.0
chronic NEC G03.1
clear cerebrospinal fluid NEC G03.0
coxsackievirus A87.0
cryptococcal B45.1
diplococcal (gram positive) A39.0
echovirus A87.0
enteroviral A87.0
eosinophilic B83.2
epidemic NEC A39.0
Escherichia coli (E. coli) G00.8
fibrinopurulent G00.9
- specified organism NEC G00.8

Friedländer (bacillus) G00.8
gonococcal A54.81
gram-negative cocci G00.9
gram-positive cocci G00.9
Haemophilus (influenzae) G00.0
H. influenzae G00.0
in (due to)

- adenovirus A87.1
- African trypanosomiasis B56.9 *[G02]*
- anthrax A22.8
- bacterial disease NEC A48.8 *[G01]*
- Chagas' disease (chronic) B57.41
- chickenpox B01.0
- coccidioidomycosis B38.4
- Diplococcus pneumoniae G00.1
- enterovirus A87.0
- herpes (simplex) virus B00.3
  - zoster B02.1
- infectious mononucleosis B27.92
- leptospirosis A27.81
- Listeria monocytogenes A32.11
- Lyme disease A69.21
- measles B05.1
- mumps (virus) B26.1
- neurosyphilis (late) A52.13
- parasitic disease NEC B89 *[G02]*
- poliovirus A80.9 *[G02]*
- preventive immunization, inoculation or vaccination G03.8
- rubella B06.02
- Salmonella infection A02.21
- specified cause NEC G03.8
- Streptococcal pneumoniae G00.1
- typhoid fever A01.01
- varicella B01.0
- viral disease NEC A87.8
- whooping cough A37.90
- zoster B02.1

- infectious G00.9
- influenzal (H. influenzae) G00.0
- Klebsiella G00.8
- leptospiral (aseptic) A27.81
- lymphocytic (acute) (benign) (serous) A87.2
- meningococcal A39.0
- Mima polymorpha G00.8
- Mollaret (benign recurrent) G03.2
- monilial B37.5
- mycotic NEC B49 *[G02]*
- Neisseria A39.0
- nonbacterial G03.0
- nonpyogenic NEC G03.0
- ossificans G96.198
- pneumococcal streptococcus pneumoniae G00.1
- poliovirus A80.9 *[G02]*
- postmeasles B05.1
- purulent G00.9
  - specified organism NEC G00.8
- pyogenic G00.9
  - specified organism NEC G00.8
- Salmonella (arizonae) (Cholerae-Suis) (enteritidis) (typhimurium) A02.21
- septic G00.9
  - specified organism NEC G00.8
- serosa circumscripta NEC G03.0
- serous NEC G93.2
- specified organism NEC G00.8
- sporotrichosis B42.81
- staphylococcal G00.3
- sterile G03.0
- Streptococcal (acute) G00.2

- pneumoniae G00.1
- suppurative G00.9
  - specified organism NEC G00.8
- syphilitic (late) (tertiary) A52.13
  - acute A51.41
  - congenital A50.41
  - secondary A51.41
- Torula histolytica (cryptococcal) B45.1
- traumatic (complication of injury) T79.8 ☑
- tuberculous A17.0
- typhoid A01.01
- viral NEC A87.9
- Yersinia pestis A20.3

Meningocele (spinal) (*see also* Spina bifida)
- with hydrocephalus — *see* Spina bifida, by site,with hydrocephalus
- acquired (traumatic) G96.198
- cerebral — *see* Encephalocele

Meningocerebritis — *see* Meningoencephalitis

Meningococcemia A39.4
- acute A39.2
- chronic A39.3

Meningococcus, meningococcal (*see also* condition) A39.9
- adrenalitis, hemorrhagic A39.1
- carrier (suspected) of Z22.31
- meningitis (cerebrospinal) A39.0

Meningoencephalitis (*see also* Encephalitis) G04.90

- acute NEC (*see also* Encephalitis, viral) A86
- bacterial NEC G04.2
- California A83.5
- diphasic A84.1
- eosinophilic B83.2
- epidemic A39.81
- herpesviral, herpetic B00.4
  - due to herpesvirus 6 B10.01
  - due to herpesvirus 7 B10.09
  - specified NEC B10.09
- in (due to)
  - blastomycosis NEC B40.81
  - diseases classified elsewhere G05.3
  - free-living amebae B60.2
  - Hemophilus influenzae (H. influenzae) G00.0
  - herpes B00.4
    - due to herpesvirus 6 B10.01
    - due to herpesvirus 7 B10.09
    - specified NEC B10.09
  - H. influenzae G00.0
  - Lyme disease A69.22
  - mercury — *see* subcategory T56.1 ☑
  - mumps B26.2
  - Naegleria (amebae) (organisms) (fowleri) B60.2
  - Parastrongylus cantonensis B83.2
  - toxoplasmosis (acquired) B58.2
    - congenital P37.1

- infectious (acute) (viral) A86
- influenzal (H. influenzae) G00.0
- Listeria monocytogenes A32.12
- lymphocytic (serous) A87.2
- mumps B26.2
- parasitic NEC B89 *[G05.3]*
- pneumococcal G04.2
- primary amebic B60.2
- specific (syphilitic) A52.14
- specified organism NEC G04.81
- staphylococcal G04.2
- streptococcal G04.2
- syphilitic A52.14
- toxic NEC G92.8
  - due to mercury — *see* subcategory T56.1 ☑
- tuberculous A17.82
- virus NEC A86

Meningoencephalocele (*see also* Encephalocele)
- syphilitic A52.19
  - congenital A50.49

Meningoencephalomyelitis (*see also* Meningoencephalitis)
- acute NEC (viral) A86
  - disseminated G04.00
    - postimmunization or postvaccination G04.02
    - postinfectious G04.01
- due to
  - actinomycosis A42.82
  - Torula B45.1
  - Toxoplasma or toxoplasmosis (acquired) B58.2
    - congenital P37.1
- postimmunization or postvaccination G04.02

- **Meningoencephalomyelopathy** G96.9
- **Meningoencephalopathy** G96.9
- **Meningomyelitis** (*see also* Meningoencephalitis)
  - bacterial NEC G04.2
  - blastomycotic NEC B40.81
  - cryptococcal B45.1
  - in diseases classified elsewhere G05.4
  - meningococcal A39.81
  - syphilitic A52.14
  - tuberculous A17.82
- **Meningomyelocele** (*see also* Spina bifida)
  - syphilitic A52.19
- **Meningomyeloneuritis** — *see* Meningoencephalitis
- **Meningoradiculitis** — *see* Meningitis
- **Meningovascular** — *see* condition
- **Menkes'** disease or syndrome E83.09
  - meaning maple-syrup-urine disease E71.0
- **Menometrorrhagia** N92.1
- **Menopause,** menopausal (asymptomatic) (state) Z78.0
  - arthritis (any site) NEC — *see* Arthritis, specified form NEC
  - bleeding N92.4
  - depression (single episode) F32.89
    - agitated (single episode) F32.2
      - recurrent episode F33.9
    - psychotic (single episode) F32.89
      - recurrent episode F33.9
    - recurrent episode F33.8
  - melancholia (single episode) F32.89
    - recurrent episode F33.8
  - paranoid state F22
  - postirradiation (postprocedural)

- asymptomatic E89.40
- symptomatic E89.41
- premature E28.319
  - asymptomatic E28.319
    - postirradiation E89.40
    - postsurgical E89.40
  - symptomatic E28.310
    - postirradiation E89.41
    - postsurgical E89.41
- psychosis NEC F28
- symptomatic N95.1
- toxic polyarthritis NEC — *see* Arthritis, specified form NEC

Menorrhagia (primary) N92.0
- climacteric N92.4
  - menopausal N92.4
- menopausal N92.4
- perimenopausal N92.4
- postclimacteric N95.0
- postmenopausal N95.0
- preclimacteric or premenopausal N92.4
- pubertal (menses retained) N92.2

Menostaxis N92.0

Menses, retention N94.89

Menstrual — *see* Menstruation

Menstruation
- absent — *see* Amenorrhea
- anovulatory N97.0
- cycle, irregular N92.6
- delayed N91.0
- disorder N93.9
  - psychogenic F45.8

- during pregnancy O20.8
- excessive (with regular cycle) N92.0
  - with irregular cycle N92.1
  - at puberty N92.2
- frequent N92.0
- infrequent — *see* Oligomenorrhea
- irregular N92.6
  - specified NEC N92.5
- latent N92.5
- membranous N92.5
- painful (*see also* Dysmenorrhea) N94.6
  - primary N94.4
  - psychogenic F45.8
  - secondary N94.5
- passage of clots N92.0
- precocious E30.1
- protracted N92.5
- rare — *see* Oligomenorrhea
- retained N94.89
- retrograde N92.5
- scanty — *see* Oligomenorrhea
- suppression N94.89
- vicarious (nasal) N94.89

Mental (*see also* condition)
- deficiency — *see* Disability, intellectual
- deterioration — *see* Psychosis
- disorder — *see* Disorder, mental
- exhaustion F48.8
- insufficiency (congenital) — *see* Disability, intellectual
- observation without need for further medical care Z03.89
- retardation — *see* Disability, intellectual
- subnormality — *see* Disability, intellectual
- upset — *see* Disorder, mental

- **Meralgia** paresthetica G57.1 ☑
- **Mercurial** — *see* condition
- **Mercurialism** — *see* subcategory T56.1 ☑
- **MERRF** syndrome (myoclonic epilepsy associated with ragged-red fiber) E88.42
- **Merkel** cell tumor — *see* Carcinoma, Merkel cell
- **Merocele** — *see* Hernia, femoral
- **Meromelia**
  - lower limb — *see* Defect, reduction, lower limb
    - intercalary
      - femur — *see* Defect, reduction, lower limb, specified type NEC
        - tibiofibular (complete) (incomplete) — *see* Defect, reduction, lower limb
  - upper limb — *see* Defect, reduction, upper limb
    - intercalary, humeral, radioulnar — *see* Agenesis, arm, with hand present
- **Merzbacher-Pelizaeus** disease E75.27
- **Mesaortitis** — *see* Aortitis
- **Mesarteritis** — *see* Arteritis
- **Mesencephalitis** — *see* Encephalitis
- **Mesenchymoma** (*see also* Neoplasm, connective tissue, uncertain behavior)
  - benign — *see* Neoplasm, connective tissue, benign
  - malignant — *see* Neoplasm, connective tissue, malignant
- **Mesenteritis**
  - retractile K65.4
  - sclerosing K65.4
- **Mesentery,** mesenteric — *see* condition
- **Mesiodens,** mesiodentes K00.1
- **Mesio-occlusion** M26.213
- **Mesocolon** — *see* condition
- **Mesonephroma** (malignant) — *see* Neoplasm, malignant, by site
  - benign — *see* Neoplasm, benign, by site
- **Mesophlebitis** — *see* Phlebitis
- **Mesostromal** dysgenesia Q13.89
- **Mesothelioma** (malignant) C45.9

- benign
  - mesentery D19.1
  - mesocolon D19.1
  - omentum D19.1
  - peritoneum D19.1
  - pleura D19.0
  - specified site NEC D19.7
  - unspecified site D19.9
- biphasic C45.9
  - benign
    - mesentery D19.1
    - mesocolon D19.1
    - omentum D19.1
    - peritoneum D19.1
    - pleura D19.0
    - specified site NEC D19.7
    - unspecified site D19.9
- cystic D48.4
- epithelioid C45.9
  - benign
    - mesentery D19.1
    - mesocolon D19.1
    - omentum D19.1
    - peritoneum D19.1
    - pleura D19.0
    - specified site NEC D19.7
    - unspecified site D19.9
- fibrous C45.9
  - benign

- mesentery D19.1
- mesocolon D19.1
- omentum D19.1
- peritoneum D19.1
- pleura D19.0
- specified site NEC D19.7
- unspecified site D19.9

- site classification
  - liver C45.7
  - lung C45.7
  - mediastinum C45.7
  - mesentery C45.1
  - mesocolon C45.1
  - omentum C45.1
  - pericardium C45.2
  - peritoneum C45.1
  - pleura C45.0
    - parietal C45.0
  - retroperitoneum C45.7
  - specified site NEC C45.7
  - unspecified C45.9

- **Metabolic** syndrome E88.810
- **Metagonimiasis** B66.8
- **Metagonimus** infestation (intestine) B66.8
- **Metal**
  - pigmentation L81.8
  - polisher's disease J62.8
- **Metamorphopsia** H53.15
- **Metaplasia**

- apocrine (breast) — *see* Dysplasia, mammary, specified type NEC
- cervix (squamous) — *see* Dysplasia, cervix
- endometrium (squamous) (uterus) N85.8
- esophagus K22.7 ☑
- gastric intestinal K31.A0
  - with dysplasia K31.A29
    - high grade K31.A22
    - low grade K31.A21
  - indefinite for dysplasia K31.A0
  - without dysplasia K31.A19
    - involving
      - antrum K31.A11
      - body (corpus) K31.A12
      - cardia K31.A14
      - fundus K31.A13
      - multiple sites K31.A15
- kidney (pelvis) (squamous) N28.89
- myelogenous D73.1
- myeloid (agnogenic) (megakaryocytic) D73.1
- spleen D73.1
- squamous cell, bladder N32.89

Metastasis, metastatic
- abscess — *see* Abscess
- calcification E83.59
- cancer
  - from specified site — *see* Neoplasm, malignant, by site
  - to specified site — *see* Neoplasm, secondary, by site
- deposits (in) — *see* Neoplasm, secondary, by site
- disease (*see also* Neoplasm, secondary, by site) C79.9
- spread (to) — *see* Neoplasm, secondary, by site

Metastrongyliasis B83.8

Metatarsalgia M77.4 ☑

- anterior G57.6 ☑
- Morton's G57.6 ☑

Metatarsus, metatarsal (*see also* condition)
- adductus, congenital Q66.22 ☑
- valgus (abductus), congenital Q66.6
- varus (congenital) Q66.22 ☑
  - primus Q66.21 ☑

Methadone use — *see* Use, opioid

Methemoglobinemia D74.9
- acquired (with sulfhemoglobinemia) D74.8
- congenital D74.0
- enzymatic (congenital) D74.0
- Hb M disease D74.0
- hereditary D74.0
- toxic D74.8

Methemoglobinuria — *see* Hemoglobinuria

Methioninemia E72.19

Methylmalonic acidemia E71.120

Metritis (catarrhal) (hemorrhagic) (septic) (suppurative) (*see also* Endometritis)
- cervical — *see* Cervicitis

Metropathia hemorrhagica N93.8

Metroperitonitis — *see* Peritonitis, pelvic, female

Metrorrhagia N92.1
- climacteric N92.4
- menopausal N92.4
- perimenopausal N92.4
- postpartum NEC (atonic) (following delivery of placenta) O72.1
  - delayed or secondary O72.2
- preclimacteric or premenopausal N92.4
- psychogenic F45.8

- **Metrorrhexis** — *see* Rupture, uterus
- **Metrosalpingitis** N70.91
- **Metrostaxis** N93.8
- **Metrovaginitis** — *see* Endometritis
- **Meyer-Schwickerath** and Weyers syndrome Q87.0
- **Meynert's** amentia (nonalcoholic) F04
  - alcoholic F10.96
    - with dependence F10.26
- **Mibelli's** disease (porokeratosis) Q82.8
- **Mice,** joint — *see* Loose, body, joint
  - knee M23.4 ☑
- **Micrencephalon,** micrencephaly Q02
- **Microalbuminuria** R80.9
- **Microaneurysm,** retinal (*see also* Disorder, retina, microaneurysms)
  - diabetic — *see* E08-E13 with .31
- **Microangiopathy** (peripheral) I73.9
  - thrombotic M31.10
    - hematopoietic stem cell transplantation-associated [HSCT-TMA] M31.11
- **Microcalcifications,** breast R92.0
- **Microcephalus,** microcephalic, microcephaly Q02
  - due to toxoplasmosis (congenital) P37.1
- **Microcheilia** Q18.7
- **Microcolon** (congenital) Q43.8
- **Microcornea** (congenital) Q13.4
- **Microcytic** — *see* condition
- **Microdeletions** NEC Q93.88
- **Microdontia** K00.2
- **Microdrepanocytosis** D57.40
  - with
    - acute chest syndrome D57.411
    - cerebral vascular involvement D57.413
    - crisis (painful) D57.419
      - with specified complication NEC D57.418

- pain (vaso-occlusive) D57.419
- splenic sequestration D57.412

Microembolism
- atherothrombotic — *see* Atheroembolism
- retinal — *see* Occlusion, artery, retina

Microencephalon Q02
Microfilaria streptocerca infestation — *see* Onchocerciasis
Microgastria (congenital) Q40.2
Microgenia M26.06
Microgenitalia, congenital
- female Q52.8
- male Q55.8

Microglioma — *see* Lymphoma, non-Hodgkin, specified NEC
Microglossia (congenital) Q38.3
Micrognathia, micrognathism (congenital) (mandibular) (maxillary) M26.09
Microgyria (congenital) Q04.3
Microinfarct of heart — *see* Insufficiency, coronary
Microlentia (congenital) Q12.8
Microlithiasis, alveolar, pulmonary J84.02
Micromastia N64.82
Micromyelia (congenital) Q06.8
Micropenis Q55.62
Microphakia (congenital) Q12.8
Microphthalmos, microphthalmia (congenital) Q11.2
- due to toxoplasmosis P37.1

Micropsia H53.15
Microscopic polyangiitis (polyarteritis) M31.7
Microsporidiosis B60.8
- intestinal A07.8

Microsporon furfur infestation B36.0
Microsporosis (*see also* Dermatophytosis)

- nigra B36.1

Microstomia (congenital) Q18.5

Microtia (congenital) (external ear) Q17.2

Microtropia H50.40

Microvillus inclusion disease (MVD) (MVID) Q43.8

Micturition

- disorder NEC (*see also* Difficulty, micturition) R39.198
  - psychogenic F45.8
- frequency R35.0
  - psychogenic F45.8
- hesitancy R39.11
- incomplete emptying R39.14
- nocturnal R35.1
- painful R30.9
  - dysuria R30.0
  - psychogenic F45.8
  - tenesmus R30.1
- poor stream R39.12
- position dependent R39.192
- split stream R39.13
- straining R39.16
- urgency R39.15

Mid plane — *see* condition

Middle

- ear — *see* condition
- lobe (right) syndrome J98.19

Miescher's elastoma L87.2

Mietens' syndrome Q87.2

Migraine (idiopathic) G43.909

- with refractory migraine G43.919

- with status migrainosus G43.911
- without status migrainosus G43.919

with aura (acute-onset) (prolonged) (typical) (without headache) G43.109

- with refractory migraine G43.119
  - with status migrainosus G43.111
  - without status migrainosus G43.119
- chronic G43.E09
  - with refractory migraine G43.E19
    - with status migrainosus G43.E11
    - without status migrainosus G43.E19
  - intractable
    - with status migrainosus G43.E11
    - without status migrainosus G43.E19
  - not intractable
    - with status migrainosus G43.E01
    - without status migrainosus G43.E09
  - without refractory migraine G43.E09
    - with status migrainosus G43.E01
    - without status migrainosus G43.E09
- intractable G43.119
  - with status migrainosus G43.111
  - without status migrainosus G43.119
- not intractable G43.109
  - with status migrainosus G43.101
  - without status migrainosus G43.109
- persistent G43.509
  - with cerebral infarction G43.609
    - with refractory migraine G43.619
      - with status migrainosus G43.611
      - without status migrainosus G43.619
    - intractable G43.619
      - with status migrainosus G43.611
      - without status migrainosus G43.619

- not intractable G43.609
  - with status migrainosus G43.601
  - without status migrainosus G43.609
- without refractory migraine G43.609
  - with status migrainosus G43.601
  - without status migrainosus G43.609
- without cerebral infarction G43.509
  - with refractory migraine G43.519
    - with status migrainosus G43.511
    - without status migrainosus G43.519
  - intractable G43.519
    - with status migrainosus G43.511
    - without status migrainosus G43.519
  - not intractable G43.509
    - with status migrainosus G43.501
    - without status migrainosus G43.509
  - without refractory migraine G43.509
    - with status migrainosus G43.501
    - without status migrainosus G43.509
- without mention of refractory migraine G43.109
  - with status migrainosus G43.101
  - without status migrainosus G43.109

abdominal G43.D0

- with refractory migraine G43.D1
- intractable G43.D1
- not intractable G43.D0
- without refractory migraine G43.D0

- basilar — *see* Migraine, with aura
- classical — *see* Migraine, with aura
- common — *see* Migraine, without aura
- complicated G43.109
- equivalents — *see* Migraine, with aura
- familiar — *see* Migraine, hemiplegic
- hemiplegic G43.409
  - with refractory migraine G43.419
    - with status migrainosus G43.411
    - without status migrainosus G43.419
  - intractable G43.419
    - with status migrainosus G43.411
    - without status migrainosus G43.419
  - not intractable G43.409
    - with status migrainosus G43.401
    - without status migrainosus G43.409
  - without refractory migraine G43.409
    - with status migrainosus G43.401
    - without status migrainosus G43.409
- intractable G43.919
  - with status migrainosus G43.911
  - without status migrainosus G43.919
- menstrual G43.829
  - with refractory migraine G43.839
    - with status migrainosus G43.831
    - without status migrainosus G43.839
  - intractable G43.839
    - with status migrainosus G43.831
    - without status migrainosus G43.839
  - not intractable G43.829
    - with status migrainosus G43.821
    - without status migrainosus G43.829
  - without refractory migraine G43.829

- with status migrainosus G43.821
- without status migrainosus G43.829

menstrually related — *see* Migraine, menstrual
not intractable G43.909
- with status migrainosus G43.901
- without status migrainosus G43.909

ophthalmoplegic G43.B0
- with refractory migraine G43.B1
- intractable G43.B1
- not intractable G43.B0
- without refractory migraine G43.B0

persistent aura (with, without) cerebral infarction — *see* Migraine, with aura, persistent
preceded or accompanied by transient focal neurological phenomena — *see* Migraine, with aura
pre-menstrual — *see* Migraine, menstrual
pure menstrual — *see* Migraine, menstrual
retinal — *see* Migraine, with aura
specified NEC G43.809
- intractable G43.819
  - with status migrainosus G43.811
  - without status migrainosus G43.819
- not intractable G43.809
  - with status migrainosus G43.801
  - without status migrainosus G43.809

sporadic — *see* Migraine, hemiplegic
transformed — *see* Migraine, without aura, chronic
triggered seizures — *see* Migraine, with aura
without aura G43.009
- with refractory migraine G43.019
  - with status migrainosus G43.011
  - without status migrainosus G43.019
- chronic G43.709

- with refractory migraine G43.719
  - with status migrainosus G43.711
  - without status migrainosus G43.719
- intractable
  - with status migrainosus G43.711
  - without status migrainosus G43.719
- not intractable
  - with status migrainosus G43.701
  - without status migrainosus G43.709
- without refractory migraine G43.709
  - with status migrainosus G43.701
  - without status migrainosus G43.709
- intractable
  - with status migrainosus G43.011
  - without status migrainosus G43.019
- not intractable
  - with status migrainosus G43.001
  - without status migrainosus G43.009
- without mention of refractory migraine G43.009
  - with status migrainosus G43.001
  - without status migrainosus G43.009
- without refractory migraine G43.909
  - with status migrainosus G43.901
  - without status migrainosus G43.909

Migrant, social Z59.00

Migration, anxiety concerning Z60.3

Migratory, migrating (*see also* condition)

- person Z59.00
- testis Q55.29

- **Mikity-Wilson** disease or syndrome P27.0
- **Mikulicz'** disease or syndrome K11.8
- **Miliaria** L74.3
  - alba L74.1
  - apocrine L75.2
  - crystallina L74.1
  - profunda L74.2
  - rubra L74.0
  - tropicalis L74.2
- **Miliary** — *see* condition
- **Milium** L72.0
  - colloid L57.8
- **Milk**
  - crust L21.0
  - excessive secretion O92.6
  - poisoning — *see* Poisoning, food, noxious
  - retention O92.79
  - sickness — *see* Poisoning, food, noxious
  - spots I31.0
- **Milk-alkali** disease or syndrome E83.52
- **Milk-leg** (deep vessels) (nonpuerperal) — *see* Embolism, vein, lower extremity
  - complicating pregnancy O22.3 ☑
  - puerperal, postpartum, childbirth O87.1
- **Milkman's** disease or syndrome M83.8
- **Milky** urine — *see* Chyluria
- **Millard-Gubler** (-Foville) paralysis or syndrome G46.3
- **Millar's** asthma J38.5
- **Miller** Fisher syndrome G61.0
- **Mills'** disease — *see* Hemiplegia
- **Millstone** maker's pneumoconiosis J62.8
- **Milroy's** disease (chronic hereditary edema) Q82.0

- **Minamata** disease T56.1 ☑
- **Miners'** asthma or lung J60
- **Minkowski-Chauffard** syndrome — *see* Spherocytosis
- **Minor** — *see* condition
- **Minor's** disease (hematomyelia) G95.19
- **Minot's** disease (hemorrhagic disease), newborn P53
- **Minot-von** Willebrand-Jurgens disease or syndrome (angiohemophilia) — *see* Disease, von Willebrand
- **Minus** (and plus) hand (intrinsic) — *see* Deformity, limb, specified type NEC, forearm
- **Miosis** (pupil) H57.03
- **Mirizzi's** syndrome (hepatic duct stenosis) K83.1
- **Mirror** writing F81.0
- **MIS-A** M35.81
- **MIS-C** M35.81
- **Misadventure(of)** (prophylactic) (therapeutic) (*see also* Complications) T88.9 ☑
  - administration of insulin (by accident) — *see* subcategory T38.3 ☑
  - infusion — *see* Complications, infusion
  - local applications (of fomentations, plasters, etc.) T88.9 ☑
    - burn or scald — *see* Burn
    - specified NEC T88.8 ☑
  - medical care (early) (late) T88.9 ☑
    - adverse effect of drugs or chemicals — *see* Table of Drugs and Chemicals
    - burn or scald — *see* Burn
    - specified NEC T88.8 ☑
  - specified NEC T88.8 ☑
  - surgical procedure (early) (late) — *see* Complications, surgical procedure
  - transfusion — *see* Complications, transfusion
  - vaccination or other immunological procedure — *see* Complications, vaccination
- **Miscarriage** O03.9
- **Misdirection,** aqueous H40.83 ☑
- **Misperception,** sleep state F51.02
- **Misplaced,** misplacement

- ear Q17.4
- kidney (acquired) N28.89
  - congenital Q63.2
- organ or site, congenital NEC — *see* Malposition, congenital

Missed
- abortion O02.1
- delivery O36.4 ☑

Missing (*see also* Absence)
- string of intrauterine contraceptive device T83.32 ☑

Misuse of drugs F19.99

Mitchell's disease (erythromelalgia) I73.81

Mite(s) (infestation) B88.9
- diarrhea B88.09
- grain (itch) B88.09
- hair follicle (itch) B88.09
- in sputum B88.09

Mitral — *see* condition

Mittelschmerz N94.0

Mixed — *see* condition

MMN (multifocal motor neuropathy) G61.82

MNGIE (Mitochondrial Neurogastrointestinal Encephalopathy) syndrome E88.49

Mobile, mobility
- cecum Q43.3
- excessive — *see* Hypermobility
- gallbladder, congenital Q44.1
- kidney N28.89
- organ or site, congenital NEC — *see* Malposition, congenital

Mobitz heart block (atrioventricular) I44.1

Moebius, Möbius
- disease (ophthalmoplegic migraine) — *see* Migraine, ophthalmoplegic
- syndrome Q87.0

- congenital oculofacial paralysis (with other anomalies) Q87.0
- ophthalmoplegic migraine — *see* Migraine, ophthalmoplegic

Moeller's glossitis K14.0

MOGAD (myelin oligodendrocyte glycoprotein antibody disease) G37.81

Mohr's syndrome (Types I and II) Q87.0

Mola destruens D39.2

Molar pregnancy O02.0

Molarization of premolars K00.2

Molding, head (during birth) - omit code

Mole (pigmented) (*see also* Nevus)

- blood O02.0
- Breus' O02.0
- cancerous — *see* Melanoma
- carneous O02.0
- destructive D39.2
- fleshy O02.0
- hydatid, hydatidiform (benign) (complicating pregnancy) (delivered) (undelivered) O01.9
  - classical O01.0
  - complete O01.0
  - incomplete O01.1
  - invasive D39.2
  - malignant D39.2
  - partial O01.1
- intrauterine O02.0
- invasive (hydatidiform) D39.2
- malignant
  - meaning
    - malignant hydatidiform mole D39.2
    - melanoma — *see* Melanoma

- nonhydatidiform O02.0
- nonpigmented — *see* Nevus
- pregnancy NEC O02.0
- skin — *see* Nevus
- tubal O00.10 ☑
  - with intrauterine pregnancy O00.11 ☑
- vesicular — *see* Mole, hydatidiform

Molimen, molimina (menstrual) N94.3

Molluscum contagiosum (epitheliale) B08.1

Mönckeberg's arteriosclerosis, disease, or sclerosis — *see* Arteriosclerosis, extremities

Mondini's malformation (cochlea) Q16.5

Mondor's disease I80.8

Monge's disease T70.29 ☑

Monilethrix (congenital) Q84.1

Moniliasis (*see also* Candidiasis) B37.9
- neonatal P37.5

Monitoring (encounter for)
- therapeutic drug level Z51.81

Monkey malaria B53.1

Monkeypox B04

Monoarthritis M13.10
- ankle M13.17 ☑
- elbow M13.12 ☑
- foot joint M13.17 ☑
- hand joint M13.14 ☑
- hip M13.15 ☑
- knee M13.16 ☑
- shoulder M13.11 ☑
- wrist M13.13 ☑

- **Monoblastic** — *see* condition
- **Monochromat** (ism), monochromatopsia (acquired) (congenital) H53.51
- **Monocytic** — *see* condition
- **Monocytopenia** D72.818
- **Monocytosis** (symptomatic) D72.821
- **Monomania** — *see* Psychosis
- **Mononeuritis** G58.9
  - cranial nerve — *see* Disorder, nerve, cranial
  - femoral nerve G57.2 ☑
  - lateral
    - cutaneous nerve of thigh G57.1 ☑
    - popliteal nerve G57.3 ☑
  - lower limb G57.9 ☑
    - specified nerve NEC G57.8 ☑
  - medial popliteal nerve G57.4 ☑
  - median nerve G56.1 ☑
  - multiplex G58.7
  - plantar nerve G57.6 ☑
  - posterior tibial nerve G57.5 ☑
  - radial nerve G56.3 ☑
  - sciatic nerve G57.0 ☑
  - specified NEC G58.8
  - tibial nerve G57.4 ☑
  - ulnar nerve G56.2 ☑
  - upper limb G56.9 ☑
    - specified nerve NEC G56.8 ☑
  - vestibular — *see* subcategory H93.3 ☑
- **Mononeuropathy** G58.9

- carpal tunnel syndrome — *see* Syndrome, carpal tunnel
- diabetic NEC — *see* E08-E13 with .41
- femoral nerve — *see* Lesion, nerve, femoral
- ilioinguinal nerve G57.8 ☑
- in diseases classified elsewhere — *see* category G59
- intercostal G58.0
- lower limb G57.9 ☑
  - causalgia — *see* Causalgia, lower limb
  - femoral nerve — *see* Lesion, nerve, femoral
  - meralgia paresthetica G57.1 ☑
  - plantar nerve — *see* Lesion, nerve, plantar
  - popliteal nerve — *see* Lesion, nerve, popliteal
  - sciatic nerve — *see* Lesion, nerve, sciatic
  - specified NEC G57.8 ☑
  - tarsal tunnel syndrome — *see* Syndrome, tarsal tunnel
- median nerve — *see* Lesion, nerve, median
- multiplex G58.7
- obturator nerve G57.8 ☑
- popliteal nerve — *see* Lesion, nerve, popliteal
- radial nerve — *see* Lesion, nerve, radial
- saphenous nerve G57.8 ☑
- specified NEC G58.8
- tarsal tunnel syndrome — *see* Syndrome, tarsal tunnel
- tuberculous A17.83
- ulnar nerve — *see* Lesion, nerve, ulnar
- upper limb G56.9 ☑
  - carpal tunnel syndrome — *see* Syndrome, carpal tunnel
  - causalgia — *see* Causalgia
  - median nerve — *see* Lesion, nerve, median
  - radial nerve — *see* Lesion, nerve, radial
  - specified site NEC G56.8 ☑
  - ulnar nerve — *see* Lesion, nerve, ulnar

Mononucleosis, infectious B27.90

- with
  - complication NEC B27.99
  - meningitis B27.92
  - polyneuropathy B27.91
- cytomegaloviral B27.10
  - with
    - complication NEC B27.19
    - meningitis B27.12
    - polyneuropathy B27.11
- Epstein-Barr (virus) B27.00
  - with
    - complication NEC B27.09
    - meningitis B27.02
    - polyneuropathy B27.01
- gammaherpesviral B27.00
  - with
    - complication NEC B27.09
    - meningitis B27.02
    - polyneuropathy B27.01
- specified NEC B27.80
  - with
    - complication NEC B27.89
    - meningitis B27.82
    - polyneuropathy B27.81

Monoparesis — *see* Monoplegia

Monoplegia G83.3 ☑

- congenital (cerebral) G80.8
  - spastic G80.1
- embolic (current episode) I63.4 ☑
- following
  - cerebrovascular disease

- cerebral infarction
  - lower limb I69.34 ☑
  - upper limb I69.33 ☑
- intracerebral hemorrhage
  - lower limb I69.14 ☑
  - upper limb I69.13 ☑
- lower limb I69.94 ☑
- nontraumatic intracranial hemorrhage NEC
  - lower limb I69.24 ☑
  - upper limb I69.23 ☑
- specified disease NEC
  - lower limb I69.84 ☑
  - upper limb I69.83 ☑
- stroke NOS
  - lower limb I69.34 ☑
  - upper limb I69.33 ☑
- subarachnoid hemorrhage
  - lower limb I69.04 ☑
  - upper limb I69.03 ☑
- upper limb I69.93 ☑

hysterical (transient) F44.4
lower limb G83.1 ☑
psychogenic (conversion reaction) F44.4
thrombotic (current episode) I63.3 ☑
transient R29.818
upper limb G83.2 ☑

Monorchism, monorchidism Q55.0
Monosomy (*see also* Deletion, chromosome) Q93.9
specified NEC Q93.89
whole chromosome

- meiotic nondisjunction Q93.0
- mitotic nondisjunction Q93.1
- mosaicism Q93.1
- X Q96.9

Monster, monstrosity (single) Q89.7
- acephalic Q00.0
- twin Q89.4

Monteggia's fracture (-dislocation) S52.27 ☑
Mooren's ulcer (cornea) — *see* Ulcer, cornea, Mooren's
Moore's syndrome — *see* Epilepsy, specified NEC
Mooser-Neill reaction A75.2
Mooser's bodies A75.2
Morbidity not stated or unknown R69
Morbilli — *see* Measles
Morbus (*see also* Disease)
- angelicus, anglorum E55.0
- Beigel B36.2
- caducus — *see* Epilepsy
- celiacus K90.0
- comitialis — *see* Epilepsy
- cordis (*see also* Disease, heart) I51.9
  - valvulorum — *see* Endocarditis
- coxae senilis M16.9
  - tuberculous A18.02
- hemorrhagicus neonatorum P53
- maculosus neonatorum P54.5

Morel (-Stewart)(-Morgagni) syndrome M85.2
Morel-Kraepelin disease — *see* Schizophrenia
Morel-Moore syndrome M85.2
Morgagni's
- cyst, organ, hydatid, or appendage
  - female Q50.5
  - male (epididymal) Q55.4

- testicular Q55.29
- syndrome M85.2

Morgagni-Stokes-Adams syndrome I45.9
Morgagni-Stewart-Morel syndrome M85.2
Morgagni-Turner (-Albright) syndrome Q96.9
Moria F07.0
Moron (I.Q.50-69) F70
Morphea L94.0
Morphinism (without remission) F11.20
- with remission F11.21

Morphinomania (without remission) F11.20
- with remission F11.21

Morquio (-Ullrich)(-Brailsford) disease or syndrome — *see* Mucopolysaccharidosis
Mortification (dry) (moist) — *see* Gangrene
Morton's metatarsalgia (neuralgia)(neuroma) (syndrome) G57.6 ☑
Morvan's disease or syndrome G60.8
Mosaicism, mosaic (autosomal) (chromosomal)
- 45, X/other cell lines NEC with abnormal sex chromosome Q96.4
- 45, X/46, XX Q96.3
- sex chromosome
  - female Q97.8
  - lines with various numbers of X chromosomes Q97.2
  - male Q98.7
- XY Q96.3

Moschowitz' disease M31.19
Mother yaw A66.0
Motion sickness (from travel, any vehicle) (from roundabouts or swings) T75.3 ☑
Mottled, mottling, teeth (enamel) (endemic) (nonendemic) K00.3
Mounier-Kuhn syndrome Q32.4
- with bronchiectasis J47.9

- exacerbation (acute) J47.1
- lower respiratory infection J47.0
- acquired J98.09
  - with bronchiectasis J47.9
    - with
      - exacerbation (acute) J47.1
      - lower respiratory infection J47.0

Mountain
- sickness T70.29 ☑
  - with polycythemia, acquired (acute) D75.1
- tick fever A93.2

Mouse, joint — *see* Loose, body, joint
- knee M23.4 ☑

Mouth — *see* condition

Movable
- coccyx — *see* subcategory M53.2 ☑
- kidney N28.89
  - congenital Q63.8
- spleen D73.89

Movements, dystonic R25.8

Moyamoya disease I67.5

Mpox B04

MRSA (Methicillin resistant Staphylococcus aureus)
- infection A49.02
  - as the cause of diseases classified elsewhere B95.62
- sepsis A41.02

MSD (multiple sulfatase deficiency) E75.26

MSSA (Methicillin susceptible Staphylococcus aureus)
- infection A49.01
  - as the cause of diseases classified elsewhere B95.61
- sepsis A41.01

- **Mucha-Habermann** disease L41.0
- **Mucinosis** (cutaneous) (focal) (papular) (reticular erythematous) (skin) L98.5
  - oral K13.79
- **Mucocele**
  - appendix K38.8
  - buccal cavity K13.79
  - gallbladder K82.1
  - lacrimal sac, chronic H04.43 ☑
  - nasal sinus J34.1
  - nose J34.1
  - salivary gland (any) K11.6
  - sinus (accessory) (nasal) J34.1
  - turbinate (bone) (middle) (nasal) J34.1
  - uterus N85.8
- **Mucolipidosis**
  - I E77.1
  - II, III E77.0
  - IV E75.11
- **Mucopolysaccharidosis** E76.3
  - beta-gluduronidase deficiency E76.29
  - cardiopathy E76.3 *[I52]*
  - Hunter's syndrome E76.1
  - Hurler's syndrome E76.01
  - Hurler-Scheie syndrome E76.02
  - Maroteaux-Lamy syndrome E76.29
  - Morquio syndrome E76.219
    - A E76.210
    - B E76.211
    - classic E76.210

- Sanfilippo syndrome E76.22
- Scheie's syndrome E76.03
- specified NEC E76.29
- type
  - I
    - Hurler's syndrome E76.01
    - Hurler-Scheie syndrome E76.02
    - Scheie's syndrome E76.03
  - II E76.1
  - III E76.22
  - IV E76.219
  - IVA E76.210
  - IVB E76.211
  - VI E76.29
  - VII E76.29

Mucormycosis B46.5
- cutaneous B46.3
- disseminated B46.4
- gastrointestinal B46.2
- generalized B46.4
- pulmonary B46.0
- rhinocerebral B46.1
- skin B46.3
- subcutaneous B46.3

Mucositis (ulcerative) K12.30
- due to drugs NEC K12.32
- gastrointestinal K92.81
- mouth (oral) (oropharyngeal) K12.30

- due to antineoplastic therapy K12.31
- due to drugs NEC K12.32
- due to radiation K12.33
- specified NEC K12.39
- viral K12.39

- nasal J34.81
- oral cavity — *see* Mucositis, mouth
- oral soft tissues — *see* Mucositis, mouth
- vagina and vulva N76.81

Mucositis necroticans agranulocytica — *see* Agranulocytosis
Mucous (*see also* condition)
- patches (syphilitic) A51.39
  - congenital A50.07

Mucoviscidosis E84.9
- with meconium obstruction E84.11

Mucus
- asphyxia or suffocation — *see* Asphyxia, mucus
- in stool R19.5
- plug — *see* Asphyxia, mucus

Muguet B37.0
Mulberry molars (congenital syphilis) A50.52
Müllerian mixed tumor
- specified site — *see* Neoplasm, malignant, by site
- unspecified site C54.9

Multicystic kidney (development) Q61.4
Multiparity (grand) Z64.1
- affecting management of pregnancy, labor and delivery (supervision only) O09.4 ☑
- requiring contraceptive management — *see* Contraception

Multipartita placenta O43.19 ☑
Multiple, multiplex (*see also* condition)

- digits (congenital) Q69.9
- endocrine neoplasia — *see* Neoplasia, endocrine, multiple (MEN)
- personality F44.81

Multisystem inflammatory syndrome (in adult) (in children) M35.81

Mumps B26.9
- arthritis B26.85
- complication NEC B26.89
- encephalitis B26.2
- hepatitis B26.81
- meningitis (aseptic) B26.1
- meningoencephalitis B26.2
- myocarditis B26.82
- oophoritis B26.89
- orchitis B26.0
- pancreatitis B26.3
- polyneuropathy B26.84

Mumu (*see also* Infestation, filarial) B74.9 *[N51]*

Münchhausen's syndrome — *see* Disorder, factitious

Münchmeyer's syndrome — *see* Myositis, ossificans, progressiva

Mural — *see* condition

Murmur (cardiac) (heart) (organic) R01.1
- abdominal R19.15
- aortic (valve) — *see* Endocarditis, aortic
- benign R01.0
- diastolic — *see* Endocarditis
- Flint I35.1
- functional R01.0
- Graham Steell I37.1
- innocent R01.0
- mitral (valve) — *see* Insufficiency, mitral

- nonorganic R01.0
- presystolic, mitral — *see* Insufficiency, mitral
- pulmonic (valve) I37.8
- systolic R01.1
- tricuspid (valve) I07.9
- valvular — *see* Endocarditis

Murri's disease (intermittent hemoglobinuria) D59.6

Muscle, muscular (*see also* condition)
- carnitine (palmityltransferase) deficiency E71.314

Musculoneuralgia — *see* Neuralgia

Mushroom-workers' (pickers') disease or lung J67.5

Mushrooming hip — *see* Derangement, joint, specified NEC, hip

Mutation(s)
- factor V Leiden D68.51
- surfactant, of lung J84.83
- prothrombin gene D68.52

Mutism (*see also* Aphasia)
- deaf (acquired) (congenital) NEC H91.3
- elective (adjustment reaction) (childhood) F94.0
- hysterical F44.4
- selective (childhood) F94.0

MVD (microvillus inclusion disease) Q43.8

MVID (microvillus inclusion disease) Q43.8

Myalgia M79.10
- auxiliary muscles, head and neck M79.12
- epidemic (cervical) B33.0
- mastication muscle M79.11
- site specified NEC M79.18
- traumatic NEC T14.8 ☑

Myasthenia G70.9

- congenital G70.2
- cordis — *see* Failure, heart
- developmental G70.2
- gravis G70.00
  - with exacerbation (acute) G70.01
  - in crisis G70.01
  - neonatal, transient P94.0
  - pseudoparalytica G70.00
    - with exacerbation (acute) G70.01
    - in crisis G70.01
- stomach, psychogenic F45.8
- syndrome
  - in
    - diabetes mellitus — *see* E08-E13 with .44
    - neoplastic disease (*see also* Neoplasm) D49.9 *[G73.3]*
    - pernicious anemia D51.0 *[G73.3]*
    - thyrotoxicosis E05.90 *[G73.3]*
      - with thyroid storm E05.91 *[G73.3]*

Myasthenic M62.81

Mycelium infection B49

Mycetismus — *see* Poisoning, food, noxious, mushroom

Mycetoma B47.9

- actinomycotic B47.1
- bone (mycotic) B47.9 *[M90.80]*
- eumycotic B47.0
- foot B47.9
  - actinomycotic B47.1
  - mycotic B47.0
- madurae NEC B47.9
  - mycotic B47.0

- maduromycotic B47.0
- mycotic B47.0
- nocardial B47.1

Mycobacteriosis — *see* Mycobacterium

Mycobacterium, mycobacterial (infection) A31.9
- anonymous A31.9
- atypical A31.9
  - cutaneous A31.1
  - pulmonary A31.0
    - tuberculous — *see* Tuberculosis, pulmonary
  - specified site NEC A31.8
- avium (intracellulare complex) A31.0
- balnei A31.1
- battey A31.0
- chelonei A31.8
- cutaneous A31.1
- extrapulmonary systemic A31.8
- fortuitum A31.8
- intracellulare (Battey bacillus) A31.0
- kansasii (yellow bacillus) A31.0
- kakaferifu A31.8
- kasongo A31.8
- leprae (*see also* Leprosy) A30.9
- luciflavum A31.1
- marinum (M. balnei) A31.1
- nonspecific — *see* Mycobacterium, atypical
- pulmonary (atypical) A31.0
  - tuberculous — *see* Tuberculosis, pulmonary

- scrofulaceum A31.8
- simiae A31.8
- systemic, extrapulmonary A31.8
- szulgai A31.8
- terrae A31.8
- triviale A31.8
- tuberculosis (human, bovine) — *see* Tuberculosis
- ulcerans A31.1
- xenopi A31.8

Mycoplasma (M.) pneumoniae, as cause of disease classified elsewhere B96.0

Mycosis, mycotic B49

- cutaneous NEC B36.9
- ear B36.9
  - in
    - aspergillosis B44.89
    - candidiasis B37.84
    - moniliasis B37.84
- fungoides (extranodal) (solid organ) C84.0 ☑
- mouth B37.0
- nails B35.1
- opportunistic B48.8
- skin NEC B36.9
- specified NEC B48.8
- stomatitis B37.0
- vagina, vaginitis (candidal) (acute) B37.31
  - chronic (recurrent) B37.32

Mydriasis (pupil) H57.04

Myelatelia Q06.1

Myelinolysis, pontine, central G37.2

Myelitis (acute) (ascending) (childhood) (chronic) (descending) (diffuse) (disseminated) (idiopathic) (pressure) (progressive) (spinal cord) (subacute) (*see also* Encephalitis) G04.91

- flaccid G04.82
- herpes simplex B00.82
- herpes zoster B02.24
- in diseases classified elsewhere G05.4
- necrotizing, subacute G37.4
- optic neuritis in G36.0
- postchickenpox B01.12
- postherpetic B02.24
- postimmunization G04.02
- postinfectious NEC G04.89
- postvaccinal G04.02
- specified NEC G04.89
- syphilitic (transverse) A52.14
- toxic G92.9
- transverse (in demyelinating diseases of central nervous system) G37.3
- tuberculous A17.82
- varicella B01.12

Myeloblastic — *see* condition

Myeloblastoma

- granular cell (*see also* Neoplasm, connective tissue)
  - malignant — *see* Neoplasm, connective tissue, malignant
  - tongue D10.1

Myelocele — *see* Spina bifida

Myelocystocele — *see* Spina bifida

Myelocytic — *see* condition

Myelodysplasia D46.9

- specified NEC D46.Z
- spinal cord (congenital) Q06.1

Myelodysplastic syndrome (*see also* Syndrome, myelodysplastic) D46.9

- with

- 5q deletion D46.C
  - isolated del (5q) chromosomal abnormality D46.C
  - pancytopenia, acquired — *see* Syndrome, myelodysplastic, pancytopenia
- specified NEC D46.Z

Myeloencephalitis — *see* Encephalitis

Myelofibrosis D75.81
- with myeloid metaplasia D47.4
- acute C94.4 ☑
- idiopathic (chronic) D47.4
- primary D47.1
- secondary D75.81
  - in myeloproliferative disease D47.4

Myelogenous — *see* condition

Myeloid — *see* condition

Myelokathexis D70.9

Myeloleukodystrophy E75.29

Myelolipoma — *see* Lipoma

Myeloma (multiple) C90.0 ☑
- monostotic C90.3 ☑
  - plasma cell C90.0 ☑
- plasma cell C90.0 ☑
- solitary (*see also* Plasmacytoma, solitary) C90.3 ☑

Myelomalacia G95.89

Myelomatosis C90.0 ☑

Myelomeningitis — *see* Meningoencephalitis

Myelomeningocele (spinal cord) — *see* Spina bifida

Myelo-osteo-musculodysplasia hereditaria Q79.8

Myelopathic
- anemia D64.89
- muscle atrophy — *see* Atrophy, muscle, spinal
- pain syndrome G89.0

- **Myelopathy** (spinal cord) G95.9
  - drug-induced G95.89
  - in (due to)
    - degeneration or displacement, intervertebral disc NEC — *see* Disorder, disc, with, myelopathy
    - disease classified elsewhere G99.2
    - infection — *see* Encephalitis
    - intervertebral disc disorder (*see also* Disorder, disc, with, myelopathy)
    - mercury — *see* subcategory T56.1 ☑
    - neoplastic disease (*see also* Neoplasm) D49.9 *[G99.2]*
    - pernicious anemia D51.0 *[G99.2]*
    - spondylosis — *see* Spondylosis, with myelopathy NEC
  - necrotic (subacute) (vascular) G95.19
  - radiation-induced G95.89
  - spondylogenic NEC — *see* Spondylosis, with myelopathy NEC
  - toxic G95.89
  - transverse, acute G37.3
  - vascular G95.19
  - vitamin B12 E53.8 *[G32.0]*
- **Myelophthisis** D61.82
- **Myeloradiculitis** G04.91
- **Myeloradiculodysplasia** (spinal) Q06.1
- **Myelosarcoma** C92.3 ☑
- **Myelosclerosis** D75.89
  - with myeloid metaplasia D47.4
  - disseminated, of nervous system G35.D
  - megakaryocytic D47.4
    - with myeloid metaplasia D47.4
- **Myelosis**

- acute C92.0 ☑
- aleukemic C92.9 ☑
- chronic D47.1
- erythremic (acute) C94.0 ☑
- megakaryocytic C94.2 ☑
- nonleukemic D72.828
- subacute C92.9 ☑

Myiasis (cavernous) B87.9
- aural B87.4
- creeping B87.0
- cutaneous B87.0
- dermal B87.0
- ear (external) (middle) B87.4
- eye B87.2
- genitourinary B87.81
- intestinal B87.82
- laryngeal B87.3
- nasopharyngeal B87.3
- ocular B87.2
- orbit B87.2
- skin B87.0
- specified site NEC B87.89
- traumatic B87.1
- wound B87.1

Myoadenoma, prostate — *see* Hyperplasia, prostate

Myoblastoma
- granular cell (*see also* Neoplasm, connective tissue, benign)
  - malignant — *see* Neoplasm, connective tissue, malignant
- tongue D10.1

Myocardial — *see* condition

Myocardiopathy (congestive) (constrictive) (familial) (hypertrophic nonobstructive) (idiopathic) (infiltrative) (obstructive) (primary) (restrictive) (sporadic) (*see also* Cardiomyopathy) I42.9

- alcoholic I42.6
- cobalt-beer I42.6
- glycogen storage E74.02 *[I43]*
- hypertrophic obstructive I42.1
- in (due to)
  - beriberi E51.12
  - cardiac glycogenosis E74.02 *[I43]*
  - Friedreich's ataxia G11.11 *[I43]*
  - myotonia atrophica G71.11 *[I43]*
  - progressive muscular dystrophy (*see also* Dystrophy, muscular, by type) G71.09 *[I43]*
- obscure (African) I42.8
- secondary I42.9
- thyrotoxic E05.90 *[I43]*
  - with storm E05.91 *[I43]*
- toxic NEC I42.7

Myocarditis (with arteriosclerosis)(chronic)(fibroid) (interstitial) (old) (progressive) (senile) I51.4
- with
  - rheumatic fever (conditions in I00) I09.0
    - active — *see* Myocarditis, acute, rheumatic
    - inactive or quiescent (with chorea) I09.0
- active I40.9
  - rheumatic I01.2
    - with chorea (acute) (rheumatic) (Sydenham's) I02.0
- acute or subacute (interstitial) I40.9
  - due to
    - streptococcus (beta-hemolytic) I01.2
  - idiopathic I40.1
  - rheumatic I01.2
    - with chorea (acute) (rheumatic) (Sydenham's) I02.0
  - specified NEC I40.8

- aseptic of newborn B33.22
- bacterial (acute) I40.0
- Coxsackie (virus) B33.22
- diphtheritic A36.81
- eosinophilic I40.1
- epidemic of newborn (Coxsackie) B33.22
- Fiedler's (acute) (isolated) I40.1
- giant cell (acute) (subacute) I40.1
- gonococcal A54.83
- granulomatous (idiopathic) (isolated) (nonspecific) I40.1
- hypertensive — *see* Hypertension, heart
- idiopathic (granulomatous) I40.1
- in (due to)
  - diphtheria A36.81
  - epidemic louse-borne typhus A75.0 *[I41]*
  - Lyme disease A69.29
  - sarcoidosis D86.85
  - scarlet fever A38.1
  - toxoplasmosis (acquired) B58.81
  - typhoid A01.02
  - typhus NEC A75.9 *[I41]*
- infective I40.0
- influenzal — *see* Influenza, with, myocarditis
- isolated (acute) I40.1
- meningococcal A39.52
- mumps B26.82
- nonrheumatic, active I40.9
- parenchymatous I40.9
- pneumococcal I40.0
- rheumatic (chronic) (inactive) (with chorea) I09.0
  - active or acute I01.2

with chorea (acute) (rheumatic) (Sydenham's) I02.0
rheumatoid — *see* Rheumatoid, carditis
septic I40.0
staphylococcal I40.0
suppurative I40.0
syphilitic (chronic) A52.06
toxic I40.8
rheumatic — *see* Myocarditis, acute, rheumatic
tuberculous A18.84
typhoid A01.02
valvular — *see* Endocarditis
virus, viral B33.22
of newborn (Coxsackie) B33.22
Myocardium, myocardial — *see* condition
Myocardosis — *see* Cardiomyopathy
Myoclonus, myoclonic, myoclonia (familial) (essential) (multifocal) (simplex) G25.3
drug-induced G25.3
epilepsy (*see also* Epilepsy, generalized, specified NEC) G40.4 ☑
familial (progressive) — *see* Epilepsy, myoclonus
Lafora — *see* Epilepsy, myoclonus, progressive, Lafora
epileptica (*see also* Epilepsy, myoclonus) G40.409
with status epilepticus G40.401
facial G51.3 ☑
familial progressive G25.3
epilepsy — *see* Epilepsy, myoclonus, progressive
Friedreich's G25.3
jerks G25.3
massive G25.3
palatal G25.3
pharyngeal G25.3

- **Myocytolysis** I51.5
- **Myodiastasis** — *see* Diastasis, muscle
- **Myoendocarditis** — *see* Endocarditis
- **Myoepithelioma** — *see* Neoplasm, benign, by site
- **Myofasciitis** (acute) — *see* Myositis
- **Myofibroma** (*see also* Neoplasm, connective tissue, benign)
  - uterus (cervix) (corpus) — *see* Leiomyoma
- **Myofibromatosis** D48.19
  - infantile Q89.89
- **Myofibrosis** M62.89
  - heart — *see* Myocarditis
  - scapulohumeral — *see* Lesion, shoulder, specified NEC
- **Myofibrositis** M79.7
  - scapulohumeral — *see* Lesion, shoulder, specified NEC
- **Myoglobulinuria,** myoglobinuria (primary) R82.1
- **Myokymia,** facial G51.4
- **Myolipoma** — *see* Lipoma
- **Myoma** (*see also* Neoplasm, connective tissue, benign)
  - malignant — *see* Neoplasm, connective tissue, malignant
  - prostate D29.1
  - uterus (cervix) (corpus) — *see* Leiomyoma
- **Myomalacia** M62.89
- **Myometritis** — *see* Endometritis
- **Myometrium** — *see* condition
- **Myonecrosis,** clostridial A48.0
- **Myopathy** G72.9
  - acute
    - necrotizing G72.81
    - quadriplegic G72.81
  - alcoholic G72.1
  - benign congenital G71.20
  - central core G71.29
  - centronuclear G71.228

- autosomal (dominant) (recessive) G71.228
- other specified NEC G71.228

congenital (benign) G71.20
critical illness G72.81
distal G71.09
drug-induced G72.0
endocrine NEC E34.9 *[G73.7]*
extraocular muscles H05.82 ☑
facioscapulohumeral G71.02
hereditary G71.9
- specified NEC G71.8

hyaline body G71.29
immune NEC G72.49
in (due to)
- Addison's disease E27.1 *[G73.7]*
- alcohol G72.1
- amyloidosis E85.0 *[G73.7]*
- cretinism E00.9 *[G73.7]*
- Cushing's syndrome E24.9 *[G73.7]*
- drugs G72.0
- endocrine disease NEC E34.9 *[G73.7]*
- giant cell arteritis M31.6 *[G73.7]*
- glycogen storage disease E74.00 *[G73.7]*
- hyperadrenocorticism E24.9 *[G73.7]*
- hyperparathyroidism NEC E21.3 *[G73.7]*
- hypoparathyroidism E20.9 *[G73.7]*
- hypopituitarism E23.0 *[G73.7]*
- hypothyroidism E03.9 *[G73.7]*
- infectious disease NEC B99 ☑ *[G73.7]*
- lipid storage disease E75.6 *[G73.7]*
- metabolic disease NEC E88.9 *[G73.7]*

- myxedema E03.9 *[G73.7]*
- parasitic disease NEC B89 *[G73.7]*
- polyarteritis nodosa M30.0 *[G73.7]*
- rheumatoid arthritis — *see* Rheumatoid, myopathy
- sarcoidosis D86.87
- scleroderma M34.82
- sicca syndrome M35.03
- Sjögren's syndrome M35.03
- systemic lupus erythematosus M32.19
- thyrotoxicosis (hyperthyroidism) E05.90 *[G73.7]*
  - with thyroid storm E05.91 *[G73.7]*
- toxic agent NEC G72.2

inflammatory NEC G72.49
intensive care (ICU) G72.81
limb-girdle — *see* Dystrophy, muscular, limb-girdle
mitochondrial NEC G71.3
Miyoshi, type 3 G71.035
myosin storage G71.29
mytonic, proximal (PROMM) G71.11
myotubular (centronuclear) G71.220
- X-linked G71.220

nemaline G71.21
ocular G71.09
oculopharyngeal G71.09
of critical illness G72.81
primary G71.9
- specified NEC G71.8

- progressive NEC G72.89
- proximal myotonic (PROMM) G71.11
- rod (body) G71.21
- scapulohumeral G71.02
- specified NEC G72.89
- toxic G72.2

Myopericarditis (*see also* Pericarditis)
- chronic rheumatic I09.2

Myopia (axial) (congenital) H52.1 ☑
- degenerative (malignant) H44.20
  - with
    - choroidal neovascularization H44.2A ☑
    - foveoschisis H44.2D ☑
    - macular hole H44.2B ☑
    - retinal detachment H44.2C ☑
    - specified maculopathy NEC H44.2E ☑
  - bilateral H44.23
  - left eye H44.22
  - right eye H44.21
- malignant (*see also* Myopia, degenerative) H44.2 ☑
- pernicious (*see also* Myopia, degenerative) H44.2 ☑
- progressive high (degenerative) (*see also* Myopia, degenerative) H44.2 ☑

Myosarcoma — *see* Neoplasm, connective tissue, malignant

Myosis (pupil) H57.03
- stromal (endolymphatic) D39.0

Myositis M60.9

- clostridial A48.0
- due to posture — *see* Myositis, specified type NEC
- epidemic B33.0
- fibrosa or fibrous (chronic), Volkmann's T79.6 ☑
- foreign body granuloma — *see* Granuloma, foreign body
- in (due to)
  - bilharziasis B65.9 *[M63.8 ☑]*
  - cysticercosis B69.81
  - leprosy A30.9 *[M63.8 ☑]*
  - mycosis B49 *[M63.8 ☑]*
  - sarcoidosis D86.87
  - schistosomiasis B65.9 *[M63.8 ☑]*
  - syphilis
    - late A52.78
    - secondary A51.49
  - toxoplasmosis (acquired) B58.82
  - trichinellosis B75 *[M63.8 ☑]*
  - tuberculosis A18.09
- inclusion body [IBM] G72.41
- infective M60.009
  - arm M60.002
    - left M60.001
    - right M60.000
  - leg M60.005
    - left M60.004
    - right M60.003
  - lower limb M60.005

- ankle M60.07 ☑
- foot M60.07 ☑
- lower leg M60.06 ☑
- thigh M60.05 ☑
- toe M60.07 ☑

- multiple sites M60.09
- specified site NEC M60.08
- upper limb M60.002
  - finger M60.04 ☑
  - forearm M60.03 ☑
  - hand M60.04 ☑
  - shoulder region M60.01 ☑
  - upper arm M60.02 ☑

- interstitial M60.10
  - ankle M60.17 ☑
  - foot M60.17 ☑
  - forearm M60.13 ☑
  - hand M60.14 ☑
  - lower leg M60.16 ☑
  - multiple sites M60.19
  - shoulder region M60.11 ☑
  - specified site NEC M60.18
  - thigh M60.15 ☑
  - upper arm M60.12 ☑
- mycotic B49 *[M63.8* ☑*]*
- orbital, chronic H05.12 ☑
- ossificans or ossifying (circumscripta) (*see also* Ossification, muscle, specified NEC)
  - in (due to)
    - burns M61.30

- ankle M61.37 ☑
- foot M61.37 ☑
- forearm M61.33 ☑
- hand M61.34 ☑
- lower leg M61.36 ☑
- multiple sites M61.39
- pelvic region M61.35 ☑
- shoulder region M61.31 ☑
- specified site NEC M61.38
- thigh M61.35 ☑
- upper arm M61.32 ☑

quadriplegia or paraplegia M61.20

- ankle M61.27 ☑
- foot M61.27 ☑
- forearm M61.23 ☑
- hand M61.24 ☑
- lower leg M61.26 ☑
- multiple sites M61.29
- pelvic region M61.25 ☑
- shoulder region M61.21 ☑
- specified site NEC M61.28
- thigh M61.25 ☑
- upper arm M61.22 ☑

progressiva M61.10

- ankle M61.17 ☑
- finger M61.14 ☑
- foot M61.17 ☑
- forearm M61.13 ☑
- hand M61.14 ☑
- lower leg M61.16 ☑
- multiple sites M61.19
- pelvic region M61.15 ☑
- shoulder region M61.11 ☑
- specified site NEC M61.18
- thigh M61.15 ☑
- toe M61.17 ☑
- upper arm M61.12 ☑

traumatica M61.00

- ankle M61.07 ☑
- foot M61.07 ☑
- forearm M61.03 ☑
- hand M61.04 ☑
- lower leg M61.06 ☑
- multiple sites M61.09
- pelvic region M61.05 ☑
- shoulder region M61.01 ☑
- specified site NEC M61.08
- thigh M61.05 ☑
- upper arm M61.02 ☑

purulent — *see* Myositis, infective

specified type NEC M60.80

- ankle M60.87 ☑
- foot M60.87 ☑
- forearm M60.83 ☑
- hand M60.84 ☑
- lower leg M60.86 ☑
- multiple sites M60.89
- pelvic region M60.85 ☑
- shoulder region M60.81 ☑
- specified site NEC M60.88
- thigh M60.85 ☑
- upper arm M60.82 ☑

suppurative — *see* Myositis, infective
traumatic (old) — *see* Myositis, specified type NEC

Myospasia impulsiva F95.2
Myotonia (acquisita) (intermittens) M62.89

- atrophica G71.11
- chondrodystrophic G71.13
- congenita (acetazolamide responsive) (dominant) (recessive) G71.12
- drug-induced G71.14
- dystrophica G71.11
- fluctuans G71.19
- levior G71.12
- permanens G71.19
- symptomatic G71.19

Myotonic pupil — *see* Anomaly, pupil, function, tonic pupil
Myriapodiasis B88.2
Myringitis H73.2 ☑

with otitis media — *see* Otitis, media
acute H73.00 ☑

- bullous H73.01 ☑
- specified NEC H73.09 ☑

- bullous — *see* Myringitis, acute, bullous
- chronic H73.1 ☑

Mysophobia F40.228

Mytilotoxism — *see* Poisoning, fish

Myxadenitis labialis K13.0

Myxedema (adult) (idiocy) (infantile) (juvenile) (*see also* Hypothyroidism) E03.9

- circumscribed E05.90
  - with storm E05.91
- coma E03.5
- congenital E00.1
- cutis L98.5
- localized (pretibial) E05.90
  - with storm E05.91
- papular L98.5

Myxochondrosarcoma — *see* Neoplasm, cartilage, malignant

Myxofibroma — *see* Neoplasm, connective tissue, benign

- odontogenic — *see* Cyst, calcifying odontogenic

Myxofibrosarcoma — *see* Neoplasm, connective tissue, malignant

Myxolipoma D17.9

Myxoliposarcoma — *see* Neoplasm, connective tissue, malignant

Myxoma (*see also* Neoplasm, connective tissue, benign)

- nerve sheath — *see* Neoplasm, nerve, benign
- odontogenic — *see* Cyst, calcifying odontogenic

Myxosarcoma — *see* Neoplasm, connective tissue, malignant

N

- **Naegeli's**
  - disease Q82.8
  - leukemia, monocytic C93.1 ☑
- **Naegleriasis** (with meningoencephalitis) B60.2
- **Naffziger's** syndrome G54.0
- **Naga** sore — *see* Ulcer, skin
- **Nägele's** pelvis M95.5
  - with disproportion (fetopelvic) O33.0
    - causing obstructed labor O65.0
- **Nail** (*see also* condition)
  - biting F98.8
  - patella syndrome Q87.2
- **Nanism,** nanosomia — *see* Dwarfism
- **Nanophyetiasis** B66.8
- **Nanukayami** A27.89
- **Napkin** rash L22
- **Narcolepsy** G47.419
  - with cataplexy G47.411
  - in conditions classified elsewhere G47.429
    - with cataplexy G47.421
- **Narcosis** R06.89
- **Narcotism** — *see* Dependence
- **NARP** (Neuropathy, Ataxia and Retinitis pigmentosa) syndrome E88.49
- **Narrow**
  - anterior chamber angle H40.03 ☑
  - gingival width (of periodontal soft tissue) K05.5
  - pelvis — *see* Contraction, pelvis
- **Narrowing** (*see also* Stenosis)
  - artery I77.1

- auditory, internal I65.8
- basilar — *see* Occlusion, artery, basilar
- carotid — *see* Occlusion, artery, carotid
- cerebellar — *see* Occlusion, artery, cerebellar
- cerebral — *see* Occlusion artery, cerebral
- choroidal — *see* Occlusion, artery, precerebral, specified NEC
- communicating posterior — *see* Occlusion, artery, precerebral, specified NEC
- coronary (*see also* Disease, heart, ischemic, atherosclerotic)
  - congenital Q24.5
    - syphilitic A50.54 *[152]*
  - due to syphilis NEC A52.06
- hypophyseal — *see* Occlusion, artery, precerebral, specified NEC
- pontine — *see* Occlusion, artery, precerebral, specified NEC
- precerebral — *see* Occlusion, artery, precerebral
- vertebral — *see* Occlusion, artery, vertebral

auditory canal (external) — *see* Stenosis, external ear canal
caudal septum, fixed, lower lateral cartilage, alar rim and nasal sill J34.8211
eustachian tube — *see* Obstruction, eustachian tube
eyelid — *see* Disorder, eyelid function
larynx J38.6
mesenteric artery (*see also* Ischemia, intestine, acute) K55.059
nasal septum, head of the inferior turbinate and the upper lateral cartilage J34.8201
palate M26.89
palpebral fissure — *see* Disorder, eyelid function
ureter N13.5
- with infection N13.6

urethra — *see* Stricture, urethra

Narrowness, abnormal, eyelid Q10.3
Nasal — *see* condition
Nasolachrymal, nasolacrimal — *see* condition
Nasopharyngeal (*see also* condition)

- pituitary gland Q89.2
- torticollis M43.6

Nasopharyngitis (acute) (infective) (streptococcal) (subacute) J00
- chronic (suppurative) (ulcerative) J31.1

Nasopharynx, nasopharyngeal — *see* condition

Natal tooth, teeth K00.6

Nausea (without vomiting) R11.0
- with vomiting R11.2
- gravidarum — *see* Hyperemesis, gravidarum
- marina T75.3 ☑
- navalis T75.3 ☑

Navel — *see* condition

Neapolitan fever — *see* Brucellosis

Near drowning T75.1 ☑

Nearsightedness — *see* Myopia

Near-syncope R55

Nebula, cornea — *see* Opacity, cornea

Necator americanus infestation B76.1

Necatoriasis B76.1

Neck — *see* condition

Necrobiosis R68.89
- lipoidica NEC L92.1
  - with diabetes — *see* E08-E13 with .620

Necrolysis, toxic epidermal L51.2
- due to drug
  - correct substance properly administered — *see* Table of Drugs and Chemicals, by drug, adverse effect
  - overdose or wrong substance given or taken — *see* Table of Drugs and Chemicals, by drug, poisoning

Necrophilia F65.89

Necrosis, necrotic (ischemic) (*see also* Gangrene)
- adrenal (capsule) (gland) E27.49
- amputation stump (surgical) (late) T87.50

- arm T87.5 ☑
- leg T87.5 ☑

antrum J32.0
aorta (hyaline) (*see also* Aneurysm, aorta)
- cystic medial — *see* Dissection, aorta

artery I77.5
bladder (aseptic) (sphincter) N32.89
bone (*see also* Osteonecrosis) M87.9
- aseptic or avascular — *see* Osteonecrosis
  - idiopathic M87.00
- ethmoid J32.2
- jaw M27.2
- tuberculous — *see* Tuberculosis, bone

brain I67.89
breast (aseptic) (fat) (segmental) N64.1
bronchus J98.09
central nervous system NEC I67.89
cerebellar I67.89
cerebral I67.89
colon (*see also* Infarct, intestine) K55.049
cornea H18.89 ☑
cortical (acute) (renal) N17.1
cystic medial (aorta) — *see* Dissection, aorta
dental pulp K04.1
esophagus K22.89
ethmoid (bone) J32.2
eyelid — *see* Disorder, eyelid, degenerative
fat, fatty (generalized) (*see also* Disorder, soft tissue, specified type NEC)

- abdominal wall K65.4
- breast (aseptic) (segmental) N64.1
- localized — *see* Degeneration, by site, fatty
- mesentery K65.4
- omentum K65.4
- pancreas K86.89
- peritoneum K65.4
- skin (subcutaneous), newborn P83.0
- subcutaneous, due to birth injury P15.6

gallbladder — *see* Cholecystitis, acute
heart — *see* Infarct, myocardium
hip, aseptic or avascular — *see* Osteonecrosis, by type, femur
intestine (acute) (hemorrhagic) (massive) (*see also* Infarct, intestine) K55.069
jaw M27.2
kidney (bilateral) N28.0

- acute N17.9
- cortical (acute) (bilateral) N17.1
  - with ectopic or molar pregnancy O08.4
- medullary (bilateral) (in acute renal failure) (papillary) N17.2
- papillary (bilateral) (in acute renal failure) N17.2
- tubular N17.0
  - with ectopic or molar pregnancy O08.4
  - complicating
    - abortion — *see* Abortion, by type, complicated by, tubular necrosis
    - ectopic or molar pregnancy O08.4
    - pregnancy — *see* Pregnancy, complicated by, diseases of, specified type or system NEC
  - following ectopic or molar pregnancy O08.4
  - traumatic T79.5 ☑

larynx J38.7
liver (with hepatic failure) (cell) — *see* Failure, hepatic

- hemorrhagic, central K76.2

- lung J85.0
- lymphatic gland — *see* Lymphadenitis, acute
- mammary gland (fat) (segmental) N64.1
- mastoid (chronic) — *see* Mastoiditis, chronic
- medullary (acute) (renal) N17.2
- mesentery (*see also* Infarct, intestine) K55.069
  - fat K65.4
- mitral valve — *see* Insufficiency, mitral
- myocardium, myocardial — *see* Infarct, myocardium
- nose J34.0
- omentum (with mesenteric infarction) (*see also* Infarct, intestine) K55.069
  - fat K65.4
- orbit, orbital — *see* Osteomyelitis, orbit
- ossicles, ear — *see* Abnormal, ear ossicles
- ovary N70.92
- pancreas (aseptic) (duct) (fat) K86.89
  - acute (infective) — *see* Pancreatitis, acute
  - infective — *see* Pancreatitis, acute
- papillary (acute) (renal) N17.2
- perineum N90.89
- peritoneum (with mesenteric infarction) (*see also* Infarct, intestine) K55.069
  - fat K65.4
- pharynx J02.9
  - in granulocytopenia — *see* Neutropenia
  - Vincent's A69.1
- phosphorus — *see* subcategory T54.2 ☑
- pituitary (gland) E23.0
  - postpartum O99.285
  - Sheehan O99.285

- pressure — *see* Ulcer, pressure, by site
- pulmonary J85.0
- pulp (dental) K04.1
- radiation — *see* Necrosis, by site
- radium — *see* Necrosis, by site
- renal — *see* Necrosis, kidney
- sclera H15.89
- scrotum N50.89
- skin or subcutaneous tissue NEC I96
- spine, spinal (column) (*see also* Osteonecrosis, by type, vertebra)
  - cord G95.19
- spleen D73.5
- stomach K31.89
- stomatitis (ulcerative) A69.0
- subcutaneous fat, newborn P83.88
- subendocardial (acute) I21.4
  - chronic I25.89
- suprarenal (capsule) (gland) E27.49
- testis N50.89
- thymus (gland) E32.8
- tonsil J35.8
- trachea J39.8
- tuberculous NEC — *see* Tuberculosis
- tubular (acute) (anoxic) (renal) (toxic) N17.0
  - postprocedural N99.0
- vagina N89.8
- vertebra (*see also* Osteonecrosis, by type, vertebra)
  - tuberculous A18.01
- vulva N90.89
- X-ray — *see* Necrosis, by site

Necrospermia — *see* Infertility, male

Need (for)

- care provider because (of)

- assistance with personal care Z74.1
- continuous supervision required Z74.3
- impaired mobility Z74.09
- no other household member able to render care Z74.2
- specified reason NEC Z74.8

- immunization — *see* Vaccination
- vaccination — *see* Vaccination

Neglect
- adult
  - confirmed T74.01 ☑
  - history of Z91.412
  - suspected T76.01 ☑
- child (childhood)
  - confirmed T74.02 ☑
  - history of Z62.812
  - suspected T76.02 ☑
- emotional, in childhood Z62.898
- hemispatial R41.4
- left-sided R41.4
- sensory R41.4
- visuospatial R41.4

Neisserian infection NEC — *see* Gonococcus

Nelaton's syndrome G60.8

Nelson's syndrome E24.1

Nematodiasis (intestinal) B82.0
- Ancylostoma B76.0

Neonatal (*see also* Newborn)

- acne L70.4
- bradycardia P29.12
- tachycardia P29.11
- screening, abnormal findings on — *see* Abnormal, neonatal screening
- tooth, teeth K00.6

Neonatorum — *see* condition

Neoplasia

- endocrine, multiple (MEN) E31.20
  - type I E31.21
  - type IIA E31.22
  - type IIB E31.23
- intraepithelial (histologically confirmed)
  - anal (AIN) (histologically confirmed) K62.82
    - grade I K62.82
    - grade II K62.82
    - severe D01.3
  - cervical glandular (histologically confirmed) D06.9
  - cervix (uteri) (CIN) (histologically confirmed) N87.9
    - glandular D06.9
    - grade I N87.0
    - grade II N87.1
    - grade III (severe dysplasia) (*see also* Carcinoma, cervix uteri, in situ) D06.9
  - prostate (histologically confirmed) (PIN) N42.31
    - grade I N42.31
    - grade II N42.31
    - grade III (severe dysplasia) D07.5
  - vagina (histologically confirmed) (VAIN) N89.3
    - grade I N89.0
    - grade II N89.1
    - grade III (severe dysplasia) D07.2
  - vulva (histologically confirmed) (VIN) N90.3

- grade I N90.0
- grade II N90.1
- grade III (severe dysplasia) D07.1

Neoplasm, neoplastic (*see also* Table of Neoplasms)
- lipomatous, benign — *see* Lipoma
- malignant mast cell C96.20
  - specified type NEC C96.29
- mast cell, of uncertain behavior NEC D47.09
- myelodysplastic/myeloproliferative, unclassifiable C94.6

Neovascularization
- ciliary body — *see* Disorder, iris, vascular
- cornea H16.40 ☑
  - deep H16.44 ☑
  - ghost vessels — *see* Ghost, vessels
  - localized H16.43 ☑
  - pannus — *see* Pannus
- iris — *see* Disorder, iris, vascular
- retina H35.05 ☑

Nephralgia N23

Nephritis, nephritic (albuminuric) (azotemic) (congenital) (disseminated) (epithelial) (familial) (focal) (granulomatous) (hemorrhagic) (infantile) (nonsuppurative, excretory) (uremic) N05.9
- with
  - C3
    - glomerulonephritis N05.A
    - glomerulopathy N05.A
      - with dense deposit disease N05.6
  - dense deposit disease N05.6
  - diffuse

- crescentic glomerulonephritis N05.7
- endocapillary proliferative glomerulonephritis N05.4
- membranous glomerulonephritis N05.2
- mesangial proliferative glomerulonephritis N05.3
- mesangiocapillary glomerulonephritis N05.5

edema — *see* Nephrosis
focal and segmental glomerular lesions N05.1
foot process disease N04.9
glomerular lesion

- diffuse sclerosing N05.8
- hypocomplementemic — *see* Nephritis, membranoproliferative
- IgA — *see* Nephropathy, IgA
- lobular, lobulonodular — *see* Nephritis, membranoproliferative
- nodular — *see* Nephritis, membranoproliferative
- idiopathic immune membranoproliferative glomerulonephritis (IC-MPGN) N04.B1
- secondary immune complex membranoproliferative glomerulonephritis (IC-MPGN) N04.B2

lesion of

- glomerulonephritis, proliferative N05.8
- renal necrosis N05.9

minor glomerular abnormality N05.0
specified morphological changes NEC N05.8

acute N00.9
with

- C3
  - glomerulonephritis N00.A
  - glomerulopathy N00.A
    - with dense deposit disease N00.6
- dense deposit disease N00.6
- diffuse

- crescentic glomerulonephritis N00.7
- endocapillary proliferative glomerulonephritis N00.4
- membranous glomerulonephritis N00.2
- mesangial proliferative glomerulonephritis N00.3
- mesangiocapillary glomerulonephritis N00.5
- focal and segmental glomerular lesions N00.1
- idiopathic immune membranoproliferative glomerulonephritis (IC-MPGN) N00.B1
- secondary immune complex membranoproliferative glomerulonephritis (IC-MPGN) N00.B2
- minor glomerular abnormality N00.0
- specified morphological changes NEC N00.8

amyloid E85.4 *[N08]*

antiglomerular basement membrane (anti-GBM) antibody NEC
- in Goodpasture's syndrome M31.0

antitubular basement membrane (tubulo-interstitial) NEC N12
- toxic — *see* Nephropathy, toxic

arteriolar — *see* Hypertension, kidney

arteriosclerotic — *see* Hypertension, kidney

ascending — *see* Nephritis, tubulo-interstitial

atrophic N03.9

Balkan (endemic) N15.0

calculous, calculus — *see* Calculus, kidney

cardiac — *see* Hypertension, kidney

cardiovascular — *see* Hypertension, kidney

chronic N03.9
- with
  - C3
    - glomerulonephritis N03.A
    - glomerulopathy N03.A
      - with dense deposit disease N03.6
  - dense deposit disease N03.6
  - diffuse

- crescentic glomerulonephritis N03.7
- endocapillary proliferative glomerulonephritis N03.4
- membranous glomerulonephritis N03.2
- mesangial proliferative glomerulonephritis N03.3
- mesangiocapillary glomerulonephritis N03.5
- focal and segmental glomerular lesions N03.1
- minor glomerular abnormality N03.0
- specified morphological changes NEC N03.8
- arteriosclerotic — *see* Hypertension, kidney
- cirrhotic N26.9
- complicating pregnancy O26.83 ☑
- croupous N00.9
- degenerative — *see* Nephrosis
- diffuse sclerosing N05.8
- due to
  - diabetes mellitus — *see* E08-E13 with .21
  - subacute bacterial endocarditis I33.0
  - systemic lupus erythematosus (chronic) M32.14
  - typhoid fever A01.09
- gonococcal (acute) (chronic) A54.21
- hypocomplementemic — *see* Nephritis, membranoproliferative
- IgA — *see* Nephropathy, IgA
- immune complex (circulating) NEC N05.8
- infective — *see* Nephritis, tubulo-interstitial
- interstitial — *see* Nephritis, tubulo-interstitial
- lead N14.3
- membranoproliferative (diffuse) (type 1 or 3) (*see also* N00-N07 with fourth character .5) N05.5
  - type 2 (*see also* N00-N07 with fourth character .6) N05.6
- minimal change N05.0
- necrotic, necrotizing NEC (*see also* N00-N07 with fourth character .8) N05.8
- nephrotic — *see* Nephrosis
- nodular — *see* Nephritis, membranoproliferative
- polycystic Q61.3

- adult type Q61.2
- autosomal
  - dominant Q61.2
  - recessive NEC Q61.19
- childhood type NEC Q61.19
- infantile type NEC Q61.19

poststreptococcal N05.9
- acute N00.9
- chronic N03.9
- rapidly progressive N01.9

proliferative NEC (*see also* N00-N07 with fourth character .8) N05.8

purulent — *see* Nephritis, tubulo-interstitial

rapidly progressive N01.9
- with
  - C3
    - glomerulonephritis N01.A
    - glomerulopathy N01.A
      - with dense deposit disease N01.6
  - dense deposit disease N01.6
  - diffuse
    - crescentic glomerulonephritis N01.7
    - endocapillary proliferative glomerulonephritis N01.4
    - membranous glomerulonephritis N01.2
    - mesangial proliferative glomerulonephritis N01.3
    - mesangiocapillary glomerulonephritis N01.5
  - focal and segmental glomerular lesions N01.1
  - minor glomerular abnormality N01.0
  - specified morphological changes NEC N01.8

- salt losing or wasting NEC N28.89
- saturnine N14.3
- sclerosing, diffuse N05.8
- septic — *see* Nephritis, tubulo-interstitial
- specified pathology NEC (*see also* N00-N07 with fourth character .8) N05.8
- subacute N01.9
- suppurative — *see* Nephritis, tubulo-interstitial
- syphilitic (late) A52.75
  - congenital A50.59 *[N08]*
  - early (secondary) A51.44
- toxic — *see* Nephropathy, toxic
- tubal, tubular — *see* Nephritis, tubulo-interstitial
- tuberculous A18.11
- tubulo-interstitial (in) N12
  - acute (infectious) N10
  - chronic (infectious) N11.9
    - nonobstructive N11.8
      - reflux-associated N11.0
    - obstructive N11.1
    - specified NEC N11.8
  - due to
    - brucellosis A23.9 *[N16]*
    - cryoglobulinemia D89.1 *[N16]*
    - glycogen storage disease E74.00 *[N16]*
  - Sjögren's syndrome M35.04
- vascular — *see* Hypertension, kidney
- war N00.9

Nephroblastoma (epithelial) (mesenchymal) C64 ☑

Nephrocalcinosis E83.59 *[N29]*

Nephrocystitis, pustular — *see* Nephritis, tubulo-interstitial

Nephrolithiasis (congenital) (pelvis) (recurrent) (*see also* Calculus, kidney)

Nephroma C64 ☑

- mesoblastic D41.0 ☑
- **Nephronephritis** — *see* Nephrosis
- **Nephronophthisis** Q61.5
- **Nephropathia** epidemica A98.5
- **Nephropathy** (*see also* Nephritis) N28.9
  - with
    - edema — *see* Nephrosis
    - glomerular lesion — *see* Glomerulonephritis
  - amyloid, hereditary E85.0
  - analgesic N14.0
    - with medullary necrosis, acute N17.2
  - Balkan (endemic) N15.0
  - chemical — *see* Nephropathy, toxic
  - contrast-induced N14.11
  - contrast medium, radiography N14.11
  - diabetic — *see* E08-E13 with .21
  - drug-induced N14.2
    - contrast-induced N14.11
    - specified NEC N14.19
  - focal and segmental hyalinosis or sclerosis N02.1
  - heavy metal-induced N14.3
  - hereditary NEC N07.9
    - with
      - APOL1-mediated kidney disease (AMKD) N07.B
      - C3
        - glomerulonephritis N07.A
        - glomerulopathy N07.A
          - with dense deposit disease N07.6
      - dense deposit disease N07.6
      - diffuse

- crescentic glomerulonephritis N07.7
- endocapillary proliferative glomerulonephritis N07.4
- membranous glomerulonephritis N07.2
- mesangial proliferative glomerulonephritis N07.3
- mesangiocapillary glomerulonephritis N07.5
- focal and segmental glomerular lesions N07.1
- minor glomerular abnormality N07.0
- specified morphological changes NEC N07.8

hypercalcemic N25.89
hypertensive — *see* Hypertension, kidney
hypokalemic (vacuolar) N25.89
IgA N02.B ☑
- with
  - focal and segmental hyalinosis or sclerosis N02.B2
  - glomerular lesion N02.B1
    - focal and segmental N02.B2
  - glomerulonephritis
    - membranoproliferative (diffuse) N02.B3
    - membranous (diffuse) N02.B4
    - mesangial proliferative (diffuse) N02.B5
    - mesangiocapillary (diffuse) N02.B6
- proliferative NEC N02.B9
- specified pathology NEC N02.B9

lead N14.3
membranoproliferative (diffuse) N02.5
membranous (diffuse) N06.20
- with
  - nephrotic syndrome N04.20
    - primary N04.21
    - secondary N04.22
- idiopathic, with nephrotic syndrome N04.21
- primary N06.21
  - with nephrotic syndrome N04.21

- secondary N06.22
  - with nephrotic syndrome N04.22
- mesangial (IgA/IgG) — *see* Nephropathy, IgA
  - proliferative (diffuse) N02.3
- mesangiocapillary (diffuse) N02.5
- obstructive N13.8
- phenacetin N17.2
- phosphate-losing N25.0
- potassium depletion N25.89
- pregnancy-related O26.83 ☑
- proliferative NEC (*see also* N00-N07 with fourth character .8) N05.8
- protein-losing N25.89
- saturnine N14.3
- sickle-cell D57. ☑ *[N08]*
- toxic NEC N14.4
  - due to
    - drugs N14.2
      - analgesic N14.0
      - specified NEC N14.19
    - heavy metals N14.3
- vasomotor N17.0
- water-losing N25.89

Nephroptosis N28.83

Nephropyosis — *see* Abscess, kidney

Nephrorrhagia N28.89

Nephrosclerosis (arteriolar)(arteriosclerotic) (chronic) (hyaline) (*see also* Hypertension, kidney)
- hyperplastic — *see* Hypertension, kidney
- senile N26.9

Nephrosis, nephrotic (Epstein's) (syndrome) (congenital) N04.9
- with

foot process disease N04.9
glomerular lesion N04.1
hypocomplementemic N04.5
acute N04.9
anoxic — *see* Nephrosis, tubular
chemical — *see* Nephrosis, tubular
cholemic K76.7
diabetic — *see* E08-E13 with .21
Finnish type (congenital) Q89.89
hemoglobin N10
hemoglobinuric — *see* Nephrosis, tubular
in
amyloidosis E85.4 *[N08]*
diabetes mellitus — *see* E08-E13 with .21
epidemic hemorrhagic fever A98.5
malaria (malariae) B52.0
ischemic — *see* Nephrosis, tubular
lipoid N04.9
lower nephron — *see* Nephrosis, tubular
malarial (malariae) B52.0
minimal change N04.0
myoglobin N10
necrotizing — *see* Nephrosis, tubular
osmotic (sucrose) N25.89
radiation N04.9
syphilitic (late) A52.75
toxic — *see* Nephrosis, tubular
tubular (acute) N17.0
postprocedural N99.0
radiation N04.9
Nephrosonephritis, hemorrhagic (endemic) A98.5
Nephrostomy

- attention to Z43.6
- status Z93.6

Nerve (*see also* condition)
- injury — *see* Injury, nerve, by body site

Nerves R45.0

Nervous (*see also* condition) R45.0
- heart F45.8
- stomach F45.8
- tension R45.0

Nervousness R45.0

Nesidioblastoma
- pancreas D13.7
- specified site NEC — *see* Neoplasm, benign, by site
- unspecified site D13.7

Nettleship's syndrome — *see* Urticaria pigmentosa

Neumann's disease or syndrome L10.1

Neuralgia, neuralgic (acute) M79.2
- accessory (nerve) G52.8
- acoustic (nerve) — *see* subcategory H93.3 ☑
- auditory (nerve) — *see* subcategory H93.3 ☑
- ciliary G44.009
  - intractable G44.001
  - not intractable G44.009
- cranial
  - nerve (*see also* Disorder, nerve, cranial)
    - fifth or trigeminal — *see* Neuralgia, trigeminal
  - postherpetic, postzoster B02.29
- ear — *see* subcategory H92.0 ☑
- facialis vera G51.1
- Fothergill's — *see* Neuralgia, trigeminal
- glossopharyngeal (nerve) G52.1
- Horton's G44.099

- intractable G44.091
- not intractable G44.099

Hunt's B02.21
hypoglossal (nerve) G52.3
infraorbital — *see* Neuralgia, trigeminal
malarial — *see* Malaria
migrainous G44.009
- intractable G44.001
- not intractable G44.009

Morton's G57.6 ☑
nerve, cranial — *see* Disorder, nerve, cranial
nose G52.0
occipital M54.81
olfactory G52.0
penis N48.9
perineum R10.20
- bilateral R10.23
- left R10.22
- right R10.21

postherpetic NEC B02.29
- trigeminal B02.22

pubic region R10.20
- bilateral R10.23
- left R10.22
- right R10.21

- scrotum R10.20
- Sluder's G44.89
- specified nerve NEC G58.8
- spermatic cord R10.20
- sphenopalatine (ganglion) G90.09
- trifacial — *see* Neuralgia, trigeminal
- trigeminal G50.0
  - postherpetic, postzoster B02.22
- vagus (nerve) G52.2
- writer's F48.8
  - organic G25.89

Neurapraxia — *see* Injury, nerve

Neurasthenia F48.8
- cardiac F45.8
- gastric F45.8
- heart F45.8

Neurilemmoma (*see also* Neoplasm, nerve, benign)
- acoustic (nerve) D33.3
- malignant (*see also* Neoplasm, nerve, malignant)
  - acoustic (nerve) C72.4 ☑

Neurilemmosarcoma — *see* Neoplasm, nerve, malignant

Neurinoma — *see* Neoplasm, nerve, benign

Neurinomatosis — *see* Neoplasm, nerve, uncertain behavior

Neuritis (rheumatoid) M79.2
- abducens (nerve) — *see* Strabismus, paralytic, sixth nerve
- accessory (nerve) G52.8
- acoustic (nerve) (*see also* subcategory) H93.3 ☑
  - in (due to)
    - infectious disease NEC B99 ☑ *[H94.0 ☑]*
    - parasitic disease NEC B89 *[H94.0 ☑]*
  - syphilitic A52.15
- alcoholic G62.1

- with psychosis — *see* Psychosis, alcoholic
- amyloid, any site E85.4 *[G63]*
- auditory (nerve) — *see* subcategory H93.3 ☑
- brachial — *see* Radiculopathy
  - due to displacement, intervertebral disc — *see* Disorder, disc, cervical, with neuritis
- cranial nerve
  - due to Lyme disease A69.22
  - eighth or acoustic or auditory — *see* subcategory H93.3 ☑
  - eleventh or accessory G52.8
  - fifth or trigeminal G50. ☑
  - first or olfactory G52.0
  - fourth or trochlear — *see* Strabismus, paralytic, fourth nerve
  - second or optic — *see* Neuritis, optic
  - seventh or facial G51.8
    - newborn (birth injury) P11.3
  - sixth or abducent — *see* Strabismus, paralytic, sixth nerve
  - tenth or vagus G52.2
  - third or oculomotor — *see* Strabismus, paralytic, third nerve
  - twelfth or hypoglossal G52.3
- Déjérine-Sottas G60.0
- diabetic (mononeuropathy) — *see* E08-E13 with .41
  - polyneuropathy — *see* E08-E13 with .42
- due to
  - beriberi E51.11
  - displacement, prolapse or rupture, intervertebral disc — *see* Disorder, disc, with, radiculopathy
  - herniation, nucleus pulposus M51.9 *[G55]*
- endemic E51.11
- facial G51.8
  - newborn (birth injury) P11.3
- general — *see* Polyneuropathy
- geniculate ganglion G51.1
  - due to herpes (zoster) B02.21

- gouty (*see also* Gout, by type) M10.9 *[G63]*
- hypoglossal (nerve) G52.3
- ilioinguinal (nerve) G57.9 ☑
- infectious (multiple) NEC G61.0
- interstitial hypertrophic progressive G60.0
- lumbar M54.16
- lumbosacral M54.17
- multiple (*see also* Polyneuropathy)
  - endemic E51.11
  - infective, acute G61.0
- multiplex endemica E51.11
- nerve root — *see* Radiculopathy
- oculomotor (nerve) — *see* Strabismus, paralytic, third nerve
- olfactory nerve G52.0
- optic (nerve) (hereditary) (sympathetic) H46.9
  - with demyelination G36.0
  - in myelitis G36.0
  - nutritional H46.2
  - papillitis — *see* Papillitis, optic
  - retrobulbar H46.1 ☑
  - specified type NEC H46.8
  - toxic H46.3
- peripheral (nerve) G62.9
  - multiple — *see* Polyneuropathy
  - single — *see* Mononeuritis
- pneumogastric (nerve) G52.2
- postherpetic, postzoster B02.29
- progressive hypertrophic interstitial G60.0
- retrobulbar (*see also* Neuritis, optic, retrobulbar)
  - in (due to)

late syphilis A52.15
meningococcal infection A39.82
meningococcal A39.82
syphilitic A52.15
sciatic (nerve) (*see also* Sciatica)
due to displacement of intervertebral disc — *see* Disorder, disc, with, radiculopathy
serum (*see also* Reaction, serum) T80.69 ☑
shoulder-girdle G54.5
specified nerve NEC G58.8
spinal (nerve) root — *see* Radiculopathy
syphilitic A52.15
thenar (median) G56.1 ☑
thoracic M54.14
toxic NEC G62.2
trochlear (nerve) — *see* Strabismus, paralytic, fourth nerve
vagus (nerve) G52.2
Neuroastrocytoma — *see* Neoplasm, uncertain behavior, by site
Neuroavitaminosis E56.9 *[G99.8]*
Neuroblastoma
olfactory C30.0
specified site — *see* Neoplasm, malignant, by site
unspecified site C74.90
Neurochorioretinitis — *see* Chorioretinitis
Neurocirculatory asthenia F45.8
Neurocysticercosis B69.0
Neurocytoma — *see* Neoplasm, benign, by site
Neurodermatitis (circumscribed) (circumscripta) (local) L28.0
atopic L20.81
diffuse (Brocq) L20.81
disseminated L20.81
Neuroencephalomyelopathy, optic G36.0
Neuroepithelioma (*see also* Neoplasm, malignant, by site)

- olfactory C30.0

Neurofibroma (*see also* Neoplasm, nerve, benign)
- melanotic — *see* Neoplasm, nerve, benign
- multiple — *see* Neurofibromatosis
- plexiform — *see* Neoplasm, nerve, benign

Neurofibromatosis (multiple) (nonmalignant) Q85.00
- acoustic Q85.02
- malignant — *see* Neoplasm, nerve, malignant
- specified NEC Q85.09
- type 1 (von Recklinghausen) Q85.01
- type 2 Q85.02

Neurofibrosarcoma — *see* Neoplasm, nerve, malignant

Neurogenic (*see also* condition)
- bladder (*see also* Dysfunction, bladder, neuromuscular) N31.9
  - cauda equina syndrome G83.4
- bowel NEC K59.2
- heart F45.8

Neuroglioma — *see* Neoplasm, uncertain behavior, by site

Neurolabyrinthitis (of Dix and Hallpike) — *see* Neuronitis, vestibular

Neurolathyrism — *see* Poisoning, food, noxious, plant

Neuroleprosy A30.9

Neuroma (*see also* Neoplasm, nerve, benign)
- acoustic (nerve) D33.3
- amputation (stump) (traumatic) (surgical complication) (late) T87.3 ☑
  - arm T87.3 ☑
  - leg T87.3 ☑
- digital (toe) G57.6 ☑
- interdigital G58.8
  - lower limb (toe) G57.8 ☑
  - upper limb G56.8 ☑

- intermetatarsal G57.8 ☑
- Morton's G57.6 ☑
- nonneoplastic
  - arm G56.9 ☑
  - leg G57.9 ☑
  - lower extremity G57.9 ☑
  - upper extremity G56.9 ☑
- optic (nerve) D33.3
- plantar G57.6 ☑
- plexiform — *see* Neoplasm, nerve, benign
- surgical (nonneoplastic)
  - arm G56.9 ☑
  - leg G57.9 ☑
  - lower extremity G57.9 ☑
  - upper extremity G56.9 ☑

Neuromyalgia — *see* Neuralgia

Neuromyasthenia (epidemic) (postinfectious) G93.39

Neuromyelitis G36.9
- ascending G61.0
- optica G36.0

Neuromyopathy G70.9
- paraneoplastic (*see also*, Neoplasm, by site, if known) D49.9 *[G13.0]*

Neuromyotonia (Isaacs) G71.19

Neuronevus — *see* Nevus

Neuronitis G58.9
- ascending (acute) G57.2 ☑
- vestibular H81.2 ☑

Neuroparalytic — *see* condition

Neuropathy, neuropathic G62.9
- acute motor G62.81
- alcoholic G62.1

- with psychosis — *see* Psychosis, alcoholic
- arm G56.9 ☑
- autonomic, peripheral — *see* Neuropathy, peripheral, autonomic
- axillary G56.9 ☑
- bladder N31.9
  - atonic (motor) (sensory) N31.2
  - autonomous N31.2
  - flaccid N31.2
  - nonreflex N31.2
  - reflex N31.1
  - uninhibited N31.0
- brachial plexus G54.0
- cervical plexus G54.2
- chronic
  - progressive segmentally demyelinating G62.89
  - relapsing demyelinating G62.89
- Déjérine-Sottas G60.0
- diabetic — *see* E08-E13 with .40
  - mononeuropathy — *see* E08-E13 with .41
  - polyneuropathy — *see* E08-E13 with .42
- entrapment G58.9
  - iliohypogastric nerve G57.8 ☑
  - ilioinguinal nerve G57.8 ☑
  - lateral cutaneous nerve of thigh G57.1 ☑
  - median nerve G56.0 ☑
  - obturator nerve G57.8 ☑
  - peroneal nerve G57.3 ☑
  - posterior tibial nerve G57.5 ☑
  - saphenous nerve G57.8 ☑
  - ulnar nerve G56.2 ☑

- facial nerve G51.9
- hereditary G60.9
  - motor and sensory (types I-IV) G60.0
  - sensory G60.8
  - specified NEC G60.8
- hypertrophic G60.0
  - Charcot-Marie-Tooth G60.0
  - Déjérine-Sottas G60.0
  - interstitial progressive G60.0
  - of infancy G60.0
  - Refsum G60.1
- idiopathic G60.9
  - progressive G60.3
  - specified NEC G60.8
- in association with hereditary ataxia G60.2
- intercostal G58.0
- ischemic — *see* Disorder, nerve
- Jamaica (ginger) G62.2
- leg NEC G57.9 ☑
- lower extremity G57.9 ☑
- lumbar plexus G54.1
- median nerve G56.1 ☑
- motor and sensory (*see also* Polyneuropathy)
  - hereditary (types I-IV) G60.0
- multifocal motor (MMN) G61.82
- multiple (acute) (chronic) — *see* Polyneuropathy
- optic (nerve) (*see also* Neuritis, optic)
  - ischemic H47.01 ☑
- paraneoplastic (sensorial) (Denny Brown) (*see also*, Neoplasm, by site, if known) D49.9 *[G13.0]*
- peripheral (nerve) (*see also* Polyneuropathy) G62.9
  - autonomic G90.9

- idiopathic G90.09
- in (due to)
  - amyloidosis E85.4 *[G99.0]*
  - diabetes mellitus — *see* E08-E13 with .43
  - endocrine disease NEC E34.9 *[G99.0]*
  - gout M10.00 *[G99.0]*
  - hyperthyroidism E05.90 *[G99.0]*
    - with thyroid storm E05.91 *[G99.0]*
  - metabolic disease NEC E88.9 *[G99.0]*
- idiopathic G60.9
  - progressive G60.3
- in (due to)
  - antitetanus serum G62.0
  - arsenic G62.2
  - drugs NEC G62.0
  - lead G62.2
  - organophosphate compounds G62.2
  - toxic agent NEC G62.2
- plantar nerves G57.6 ☑
- progressive
  - hypertrophic interstitial G60.0
  - inflammatory G62.81
- radicular NEC — *see* Radiculopathy
- sacral plexus G54.1
- sciatic G57.0 ☑
- serum G61.1
- toxic NEC G62.2
- trigeminal sensory G50.8
- ulnar nerve G56.2 ☑
- uremic N18.9 *[G63]*
- vitamin B12 E53.8 *[G63]*
  - with anemia (pernicious) D51.0 *[G63]*
    - due to dietary deficiency D51.3 *[G63]*

- **Neurophthisis** (*see also* Disorder, nerve)
  - peripheral, diabetic — *see* E08-E13 with .42
- **Neuroretinitis** — *see* Chorioretinitis
- **Neuroretinopathy,** hereditary optic H47.22
- **Neurosarcoma** — *see* Neoplasm, nerve, malignant
- **Neurosclerosis** — *see* Disorder, nerve
- **Neurosis,** neurotic F48.9
  - anankastic F42.8
  - anxiety (state) F41.1
    - panic type F41.0
  - asthenic F48.8
  - bladder F45.8
  - cardiac (reflex) F45.8
  - cardiovascular F45.8
  - character F60.9
  - colon F45.8
  - compensation F68.10
  - compulsive, compulsion F42.8
  - conversion F44.9
  - craft F48.8
  - cutaneous F45.8
  - depersonalization F48.1
  - depressive (reaction) (type) F34.1
  - environmental F48.8
  - excoriation L98.1
  - fatigue F48.8
  - functional — *see* Disorder, somatoform
  - gastric F45.8
  - gastrointestinal F45.8
  - heart F45.8
  - hypochondriacal F45.21
  - hysterical F44.9
  - incoordination F45.8

- larynx F45.8
- vocal cord F45.8
- intestine F45.8
- larynx (sensory) F45.8
  - hysterical F44.4
- mixed NEC F48.8
- musculoskeletal F45.8
- obsessional F42.8
- obsessive-compulsive F42.8
- occupational F48.8
- ocular NEC F45.8
- organ — *see* Disorder, somatoform
- pharynx F45.8
- phobic F40.9
- posttraumatic (situational) F43.10
  - acute F43.11
  - chronic F43.12
- psychasthenic (type) F48.8
- railroad F48.8
- rectum F45.8
- respiratory F45.8
- rumination F45.8
- sexual F65.9
- situational F48.8
- social F40.10
  - generalized F40.11
- specified type NEC F48.8
- state F48.9
  - with depersonalization episode F48.1
- stomach F45.8
- traumatic F43.10

- acute F43.11
- chronic F43.12

- vasomotor F45.8
- visceral F45.8
- war F48.8

Neurospongioblastosis diffusa Q85.1

Neurosyphilis (arrested) (early) (gumma) (late) (latent) (recurrent) (relapse) A52.3

- with ataxia (cerebellar) (locomotor) (spastic) (spinal) A52.19
- aneurysm (cerebral) A52.05
- arachnoid (adhesive) A52.13
- arteritis (any artery) (cerebral) A52.04
- asymptomatic A52.2
- congenital A50.40
- dura (mater) A52.13
- general paresis A52.17
- hemorrhagic A52.05
- juvenile (asymptomatic) (meningeal) A50.40
- leptomeninges (aseptic) A52.13
- meningeal, meninges (adhesive) A52.13
- meningitis A52.13
- meningovascular (diffuse) A52.13
- optic atrophy A52.15
- parenchymatous (degenerative) A52.19
- paresis, paretic A52.17
  - juvenile A50.45
- remission in (sustained) A52.3
- serological (without symptoms) A52.2
- specified nature or site NEC A52.19
- tabes, tabetic (dorsalis) A52.11
  - juvenile A50.45
- taboparesis (taboparetic) A52.17
  - juvenile A50.45

- thrombosis (cerebral) A52.05
- vascular (cerebral) NEC A52.05

Neurothekeoma — *see* Neoplasm, nerve, benign

Neurotic — *see* Neurosis

Neurotoxemia — *see* Toxemia

Neutroclusion M26.211

Neutropenia, neutropenic (chronic) (genetic) (idiopathic) (immune) (infantile) (malignant) (pernicious) (splenic) D70.9

- benign ethnic — *see* Phenotype, Duffy, null
- congenital (primary) D70.0
- cyclic D70.4
- cytoreductive cancer chemotherapy sequela D70.1
- drug-induced D70.2
  - due to cytoreductive cancer chemotherapy D70.1
- due to infection D70.3
- fever D70.9
- neonatal, transitory (isoimmune) (maternal transfer) P61.5
- periodic D70.4
- secondary (cyclic) (periodic) (splenic) D70.4
  - drug-induced D70.2
    - due to cytoreductive cancer chemotherapy D70.1
- specified NEC D70.8
- toxic D70.8

Neutrophilia, hereditary giant D72.0

Nevocarcinoma — *see* Melanoma

Nevus D22.9

- achromic — *see* Neoplasm, skin, benign
- amelanotic — *see* Neoplasm, skin, benign
- angiomatousD18.00
  - intra-abdominal D18.03
  - intracranial D18.02
  - skin D18.01
  - specified site NEC D18.09

- araneus I78.1
- balloon cell — *see* Neoplasm, skin, benign
- bathing trunk D48.5
- blue — *see* Neoplasm, skin, benign
  - cellular — *see* Neoplasm, skin, benign
  - giant — *see* Neoplasm, skin, benign
  - Jadassohn's — *see* Neoplasm, skin, benign
  - malignant — *see* Melanoma
- capillary D18.00
  - intra-abdominal D18.03
  - intracranial D18.02
  - skin D18.01
  - specified site NEC D18.09
- cavernous D18.00
  - intra-abdominal D18.03
  - intracranial D18.02
  - skin D18.01
  - specified site NEC D18.09
- cellular — *see* Neoplasm, skin, benign
  - blue — *see* Neoplasm, skin, benign
- choroid D31.3 ☑
- comedonicus Q82.5
- conjunctiva D31.0 ☑
- dermal — *see* Neoplasm, skin, benign
  - with epidermal nevus — *see* Neoplasm, skin, benign
- dysplastic — *see* Neoplasm, skin, benign
- eye D31.9 ☑
- flammeus Q82.5
- hemangiomatous D18.00

- intra-abdominal D18.03
- intracranial D18.02
- skin D18.01
- specified site NEC D18.09

iris D31.4 ☑
lacrimal gland D31.5 ☑
lymphatic D18.1
magnocellular
- specified site — *see* Neoplasm, benign, by site
- unspecified site D31.40

malignant — *see* Melanoma
meaning hemangioma D18.00
- intra-abdominal D18.03
- intracranial D18.02
- skin D18.01
- specified site NEC D18.09

mouth (mucosa) D10.30
- specified site NEC D10.39
- white sponge Q38.6

multiplex Q85.1
non-neoplastic I78.1
oral mucosa D10.30
- specified site NEC D10.39
- white sponge Q38.6

orbit D31.6 ☑
pigmented
- giant (*see also* Neoplasm, skin, uncertain behavior) D48.5
  - malignant melanoma in — *see* Melanoma

- portwine Q82.5
- retina D31.2 ☑
- retrobulbar D31.6 ☑
- sanguineous Q82.5
- senile I78.1
- skin D22.9
  - abdominal wall D22.5
  - ala nasi D22.39
  - ankle D22.7 ☑
  - anus, anal D22.5
  - arm D22.6 ☑
  - auditory canal (external) D22.2 ☑
  - auricle (ear) D22.2 ☑
  - auricular canal (external) D22.2 ☑
  - axilla, axillary fold D22.5
  - back D22.5
  - breast D22.5
  - brow D22.39
  - buttock D22.5
  - canthus (eye) D22.1 ☑
  - cheek (external) D22.39
  - chest wall D22.5
  - chin D22.39
  - ear (external) D22.2 ☑
  - external meatus (ear) D22.2 ☑
  - eyebrow D22.39
  - eyelid (lower) (upper) D22.1 ☑
  - face D22.30
    - specified NEC D22.39

- female genital organ (external) NEC D28.0
- finger D22.6 ☑
- flank D22.5
- foot D22.7 ☑
- forearm D22.6 ☑
- forehead D22.39
- foreskin D29.0
- genital organ (external) NEC
  - female D28.0
  - male D29.9
- gluteal region D22.5
- groin D22.5
- hand D22.6 ☑
- heel D22.7 ☑
- helix D22.2 ☑
- hip D22.7 ☑
- interscapular region D22.5
- jaw D22.39
- knee D22.7 ☑
- labium (majus) (minus) D28.0
- leg D22.7 ☑
- lip (lower) (upper) D22.0
- lower limb D22.7 ☑
- male genital organ (external) D29.9
- nail D22.9
  - finger D22.6 ☑
  - toe D22.7 ☑

- nasolabial groove D22.39
- nates D22.5
- neck D22.4
- nose (external) D22.39
- palpebra D22.1 ☑
- penis D29.0
- perianal skin D22.5
- perineum D22.5
- pinna D22.2 ☑
- popliteal fossa or space D22.7 ☑
- prepuce D29.0
- pudendum D28.0
- scalp D22.4
- scrotum D29.4
- shoulder D22.6 ☑
- submammary fold D22.5
- temple D22.39
- thigh D22.7 ☑
- toe D22.7 ☑
- trunk NEC D22.5
- umbilicus D22.5
- upper limb D22.6 ☑
- vulva D28.0

specified site NEC — *see* Neoplasm, by site, benign
spider I78.1
stellar I78.1
strawberry Q82.5
Sutton's benign D22.9
unius lateris Q82.5
Unna's Q82.5
vascular Q82.5
verrucous Q82.5

- **Newborn** (infant) (liveborn) (singleton) Z38.2
  - acne L70.4
  - abstinence syndrome P96.1
  - affected by
    - abnormalities of membranes P02.9
      - specified NEC P02.8
    - abruptio placenta P02.1
    - amino-acid metabolic disorder, transitory P74.8
    - amniocentesis (while in utero) P00.6
    - amnionitis P02.78
    - apparent life threatening event (ALTE) R68.13
    - bleeding (into)
      - cerebral cortex P52.22
      - germinal matrix P52.0
      - ventricles P52.1
    - breech delivery P03.0
    - cardiac arrest P29.81
    - cardiomyopathy I42.8
      - congenital I42.4
    - cerebral ischemia P91.0
    - Cesarean delivery P03.4
    - chemotherapy agents P04.11
    - chorioamnionitis P02.78
    - cocaine (crack) P04.41
    - complications of labor and delivery P03.9
      - specified NEC P03.89
    - compression of umbilical cord NEC P02.5
    - contracted pelvis P03.1
    - cyanosis P28.2
    - delivery P03.9
      - Cesarean P03.4
      - forceps P03.2
      - vacuum extractor P03.3

- drugs of addiction P04.40
  - cocaine P04.41
  - hallucinogens P04.42
  - specified drug NEC P04.49
- environmental chemicals P04.6
- entanglement (knot) in umbilical cord P02.5
- fetal (intrauterine)
  - growth retardation P05.9
  - inflammatory response syndrome (FIRS) P02.70
  - malnutrition not light or small for gestational age P05.2
- FIRS (fetal inflammatory response syndrome) P02.70
- forceps delivery P03.2
- heart rate abnormalities
  - bradycardia P29.12
  - intrauterine P03.819
    - before onset of labor P03.810
    - during labor P03.811
  - tachycardia P29.11
- hemorrhage (antepartum) P02.1
  - cerebellar (nontraumatic) P52.6
  - intracerebral (nontraumatic) P52.4
  - intracranial (nontraumatic) P52.9
    - specified NEC P52.8
  - intraventricular (nontraumatic) P52.3
    - grade 1 P52.0
    - grade 2 P52.1
    - grade 3 P52.21
    - grade 4 P52.22
  - posterior fossa (nontraumatic) P52.6
  - subarachnoid (nontraumatic) P52.5
  - subependymal P52.0

- with intracerebral extension P52.22
- with intraventricular extension P52.1
  - with enlargement of ventricles P52.21
- without intraventricular extension P52.0

hypoxic ischemic encephalopathy [HIE] P91.60
- mild P91.61
- moderate P91.62
- severe P91.63

induction of labor P03.89

intestinal perforation P78.0

intrauterine (fetal) blood loss P50.9
- due to (from)
  - cut end of co-twin cord P50.5
  - hemorrhage into
    - co-twin P50.3
    - maternal circulation P50.4
  - placenta P50.2
  - ruptured cord blood P50.1
  - vasa previa P50.0
- specified NEC P50.8

intrauterine (fetal) hemorrhage P50.9

intrauterine (in utero) procedure P96.5

malpresentation (malposition) NEC P03.1

maternal (complication of) (use of)

- alcohol P04.3
- amphetamines P04.16
- analgesia (maternal) P04.0
- anesthesia (maternal) P04.0
- anticonvulsants P04.13
- antidepressants P04.15
- antineoplastic chemotherapy P04.11
- anxiolytics P04.1A
- blood loss P02.1
- cannabis P04.81
- circulatory disease P00.3
- condition P00.9
  - specified NEC P00.89
- cytotoxic drugs P04.12
- delivery P03.9
  - Cesarean P03.4
  - forceps P03.2
  - vacuum extractor P03.3
- diabetes mellitus (pre-existing) P70.1
- disorder P00.9
  - specified NEC P00.89
- drugs (addictive) (illegal) NEC P04.49
- ectopic pregnancy P01.4
- gestational diabetes P70.0
- group B streptococcus (GBS) colonization (positive) P00.82
- hemorrhage P02.1
- hypertensive disorder P00.0
- incompetent cervix P01.0
- infectious disease P00.2
- injury P00.5
- labor and delivery P03.9
- malpresentation before labor P01.7
- maternal death P01.6
- medical procedure P00.7
- medication P04.19

- specified type NEC P04.18
- multiple pregnancy P01.5
- nutritional disorder P00.4
- oligohydramnios P01.2
- opiates P04.14
  - administered for procedures during pregnancy or labor and delivery P04.0
- parasitic disease P00.2
- periodontal disease P00.81
- placenta previa P02.0
- polyhydramnios P01.3
- precipitate delivery P03.5
- pregnancy P01.9
  - specified P01.8
- premature rupture of membranes P01.1
- renal disease P00.1
- respiratory disease P00.3
- sedative-hypnotics P04.17
- surgical procedure P00.6
- tranquilizers administered for procedures during pregnancy or labor and delivery P04.0
- urinary tract disease P00.1
- uterine contraction (abnormal) P03.6

- meconium peritonitis P78.0
- medication (legal) (maternal use) (prescribed) P04.19
- membrane abnormalities P02.9
  - specified NEC P02.8
- membranitis P02.78
- methamphetamine(s) P04.49
- mixed metabolic and respiratory acidosis P84
- neonatal abstinence syndrome P96.1
- noxious substances transmitted via placenta or breast milk P04.9
  - cannabis P04.81
  - specified NEC P04.89

- nutritional supplements P04.5
- placenta previa P02.0
- placental
  - abnormality (functional) (morphological) P02.20
    - specified NEC P02.29
  - dysfunction P02.29
  - infarction P02.29
  - insufficiency P02.29
  - separation NEC P02.1
  - transfusion syndromes P02.3
- placentitis P02.78
- precipitate delivery P03.5
- prolapsed cord P02.4
- respiratory arrest P28.81
- slow intrauterine growth P05.9
- tobacco P04.2
- twin to twin transplacental transfusion P02.3
- umbilical cord (tightly) around neck P02.5
- umbilical cord condition P02.60
  - short cord P02.69
  - specified NEC P02.69
- uterine contractions (abnormal) P03.6
- vasa previa P02.69
  - from intrauterine blood loss P50.0

apnea (*see also* Apnea, newborn) P28.40
- primary (*see also* Apnea, newborn, sleep, primary) P28.30
- obstructive P28.42
- sleep (central) (obstructive) (primary) (*see also* Apnea, newborn, sleep, primary) P28.30

born in hospital Z38.00
- by cesarean Z38.01

- born outside hospital Z38.1
- breast buds P96.89
- breast engorgement P83.4
- check-up — *see* Newborn, examination
- convulsion P90
- dehydration P74.1
- examination
  - 8 to 28 days old Z00.111
  - under 8 days old Z00.110
- fever P81.9
  - environmentally-induced P81.0
- hyperbilirubinemia P59.9
  - of prematurity P59.0
- hypernatremia P74.21
- hyponatremia P74.22
- infection P39.9
  - candidal P37.5
  - specified NEC P39.8
  - urinary tract P39.3
- jaundice P59.9
  - due to
    - breast milk inhibitor P59.3
    - hepatocellular damage P59.20
      - specified NEC P59.29
    - preterm delivery P59.0
  - of prematurity P59.0
  - specified NEC P59.8
- late metabolic acidosis P74.0
- mastitis P39.0
  - infective P39.0
  - noninfective P83.4

- multiple born NEC Z38.8
  - born in hospital Z38.68
    - by cesarean Z38.69
  - born outside hospital Z38.7
- omphalitis P38.9
  - with mild hemorrhage P38.1
  - without hemorrhage P38.9
- post-term P08.21
- prolonged gestation (over 42 completed weeks) P08.22
- quadruplet Z38.8
  - born in hospital Z38.63
    - by cesarean Z38.64
  - born outside hospital Z38.7
- quintuplet Z38.8
  - born in hospital Z38.65
    - by cesarean Z38.66
  - born outside hospital Z38.7
- seizure P90
- sepsis (congenital) P36.9
  - due to
    - anaerobes NEC P36.5
    - Escherichia coli P36.4
    - Staphylococcus P36.30
      - aureus P36.2
      - specified NEC P36.39
    - Streptococcus P36.10
      - group B P36.0
      - specified NEC P36.19
  - specified NEC P36.8
- triplet Z38.8
  - born in hospital Z38.61

- by cesarean Z38.62
- born outside hospital Z38.7
- twin Z38.5
  - born in hospital Z38.30
    - by cesarean Z38.31
  - born outside hospital Z38.4
- vomiting P92.09
  - bilious P92.01
- weight check Z00.111

Newcastle conjunctivitis or disease B30.8

Nezelof's syndrome (pure alymphocytosis) D81.4

Niacin (amide) deficiency E52

Nicolas (-Durand)-Favre disease A55

Nicotine — *see* Tobacco

Nicotinic acid deficiency E52

Niemann-Pick disease or syndrome E75.249

- specified NEC E75.248
- type
  - A E75.240
  - A/B E75.244
  - B E75.241
  - C E75.242
  - D E75.243

Night

- blindness — *see* Blindness, night
- sweats R61
- terrors (child) F51.4

- **Nightmares** (REM sleep type) F51.5
- **NIHSS** (National Institutes of Health Stroke Scale) score R29.7 ☑
- **Nipple** — *see* condition
- **Nisbet's** chancre A57
- **Nishimoto** (-Takeuchi) disease I67.5
- **Nitritoid** crisis or reaction — *see* Crisis, nitritoid
- **Nitrosohemoglobinemia** D74.8
- **Njovera** A65
- **No**
  - general equivalence degree (GED) Z55.5
  - health insurance coverage Z59.71
- **Nocardiosis,** nocardiasis A43.9
  - cutaneous A43.1
  - lung A43.0
  - pneumonia A43.0
  - pulmonary A43.0
  - specified site NEC A43.8
- **Nocturia** R35.1
  - psychogenic F45.8
- **Nocturnal** — *see* condition
- **Nodal** rhythm I49.8
- **Node(s)** (*see also* Nodule)

- Bouchard's (with arthropathy) M15.2
- Haygarth's M15.8
- Heberden's (with arthropathy) M15.1
- larynx J38.7
- lymph — *see* condition
- milker's B08.03
- Osler's I33.0
- Schmorl's — *see* Schmorl's disease
- singer's J38.2
- teacher's J38.2
- tuberculous — *see* Tuberculosis, lymph gland
- vocal cord J38.2

Nodule(s), nodular
- actinomycotic — *see* Actinomycosis
- breast NEC (*see also* Lump, breast) N63.0
- colloid (cystic), thyroid E04.1
- cutaneous — *see* Swelling, localized
- endometrial (stromal) D26.1
- Haygarth's M15.8
- inflammatory — *see* Inflammation
- juxta-articular
  - syphilitic A52.77
  - yaws A66.7
- larynx J38.7
- lung, solitary (subsegmental branch of the bronchial tree) R91.1
  - multiple R91.8
- milker's B08.03
- prostate N40.2
  - with lower urinary tract symptoms (LUTS) N40.3
  - without lower urinary tract symptoms (LUTS) N40.2

- pulmonary, solitary (subsegmental branch of the bronchial tree) R91.1
- retrocardiac R09.89
- rheumatoid M06.30
  - ankle M06.37 ☑
  - elbow M06.32 ☑
  - foot joint M06.37 ☑
  - hand joint M06.34 ☑
  - hip M06.35 ☑
  - knee M06.36 ☑
  - multiple site M06.39
  - shoulder M06.31 ☑
  - vertebra M06.38
  - wrist M06.33 ☑
- scrotum (inflammatory) N49.2
- singer's J38.2
- solitary, lung (subsegmental branch of the bronchial tree) R91.1
  - multiple R91.8
- subcutaneous — *see* Swelling, localized
- teacher's J38.2
- thyroid (cold) (gland) (nontoxic) E04.1
  - with thyrotoxicosis E05.20
    - with thyroid storm E05.21
  - toxic or with hyperthyroidism E05.20
    - with thyroid storm E05.21
- vocal cord J38.2

Noma (gangrenous) (hospital) (infective) A69.0
- auricle I96
- mouth A69.0
- pudendi N76.89
- vulvae N76.89

- **Nomad,** nomadism Z59.00
- **NOMID** (neonatal onset multisystemic inflammatory disorder) M04.2
- **Non-accidental** trauma — *see* Abuse, physical
- **Nonadherence** to medical treatment, specified NEC Z91.199
  - due to
    - financial hardship Z91.190
    - specified reason NEC Z91.198
- **Nonautoimmune** hemolytic anemia D59.4
  - drug-induced D59.2
- **Nonclosure** (*see also* Imperfect, closure)
  - ductus arteriosus (Botallo's) Q25.0
  - foramen
    - botalli Q21.12
    - ovale Q21.12
- **Noncompliance** Z91.199
  - with
    - dietary regimen Z91.119
      - due to
        - financial hardship Z91.110
        - specified reason NEC Z91.118
    - dialysis Z91.158
      - due to financial hardship Z91.151
    - medical treatment, specified NEC Z91.199
      - due to
        - financial hardship Z91.190
        - specified reason NEC Z91.198
    - medication regimen NEC Z91.148
      - due to financial hardship Z91.141
      - underdosing (*see also* Table of Drugs and Chemicals, categories T36-T50, with final character 6) Z91.148
        - intentional NEC Z91.128
          - by caregiver
            - due to

- financial hardship Z91.A20
- specified reason NEC Z91.A28
- due to financial hardship of patient Z91.120
- unintentional NEC Z91.138
- by caregiver Z91.A3
- due to patient's age related debility Z91.130
- renal dialysis Z91.158
- due to financial hardship Z91.151

caregiver
- with patient's
- dietary regimen
- due to
- financial hardship Z91.A10
- specified reason NEC Z91.A18
- medical treatment and regimen
- due to financial hardship Z91.A91
- specified reason NEC Z91.A98
- medication regimen
- due to financial hardship Z91.A41
- specified reason NEC Z91.A48
- renal dialysis
- due to financial hardship Z91.A51
- specified reason NEC Z91.A58

Nondescent (congenital) (*see also* Malposition, congenital)
- cecum Q43.3
- colon Q43.3
- testicle Q53.9
- bilateral Q53.20
- abdominal Q53.211
- perineal Q53.22
- unilateral Q53.10

- abdominal Q53.111
- perineal Q53.12

Nondevelopment
- brain Q02
  - part of Q04.3
- heart Q24.8
- organ or site, congenital NEC — *see* Hypoplasia

Nonengagement
- head NEC O32.4 ☑
  - in labor, causing obstructed labor O64.8 ☑

Nonexanthematous tick fever A93.2

Nonexpansion, lung (newborn) P28.0

Nonfunctioning
- cystic duct (*see also* Disease, gallbladder) K82.8
- gallbladder (*see also* Disease, gallbladder) K82.8
- kidney N28.9
- labyrinth — *see* subcategory H83.2 ☑

Non-Hodgkin lymphoma NEC — *see* Lymphoma, non-Hodgkin

Non-working side interference M26.56

Nonimplantation, ovum N97.2

Noninsufflation, fallopian tube N97.1

Non-ketotic hyperglycinemia E72.51

Nonne-Milroy syndrome Q82.0

Nonovulation N97.0

Non-palpable testicle(s)
- bilateral R39.84
- unilateral R39.83

Nonpatent fallopian tube N97.1

Nonpneumatization, lung NEC P28.0

Nonrotation — *see* Malrotation

Nonsecretion, urine — *see* Anuria

Nonunion

fracture — *see* Fracture, by site
joint, following fusion or arthrodesis M96.0
organ or site, congenital NEC — *see* Imperfect, closure
symphysis pubis, congenital Q74.2
Nonvisualization, gallbladder R93.2
Nonvital, nonvitalized tooth K04.99
Noonan's syndrome Q87.19
Normocytic anemia (infectional) due to blood loss (chronic) D50.0
acute D62
Norrie's disease (congenital) Q15.8
North American blastomycosis B40.9
Norwegian itch B86
Nose, nasal — *see* condition
Nosebleed R04.0
Nose-picking F98.8
Nosomania F45.21
Nosophobia F45.22
Nostalgia F43.20
Notch of iris Q13.2
Notching nose, congenital (tip) Q30.2
Nothnagel's
syndrome — *see* Strabismus, paralytic, third nerve
vasomotor acroparesthesia I73.89
Novy's relapsing fever A68.9
louse-borne A68.0
tick-borne A68.1
Noxious
foodstuffs, poisoning by — *see* Poisoning, food, noxious, plant
substances transmitted through placenta or breast milk P04.9

- **Nucleus** pulposus — *see* condition
- **Numbness** R20.0
- **Nuns'** knee — *see* Bursitis, prepatellar
- **Nursemaid's** elbow S53.03 ☑
- **Nutcracker** esophagus K22.4
- **Nutmeg** liver K76.1
- **Nutrient** element deficiency E61.9
  - specified NEC E61.8
- **Nutrition** deficient or insufficient (*see also* Malnutrition) E63.9
  - due to
    - insufficient food T73.0 ☑
    - lack of
      - care (child) T76.02 ☑
        - adult T76.01 ☑
      - food T73.0 ☑
    - specific element deficiency — *see* Nutrient element deficiency, or by element
  - sequelae — *see* Sequelae, nutritional deficiency
  - specified NEC E63.8
- **Nutritional** stunting E45
- **Nyctalopia** (night blindness) — *see* Blindness, night
- **Nycturia** R35.1
  - psychogenic F45.8
- **Nymphomania** F52.8
- **Nystagmus** H55.00
  - benign paroxysmal — *see* Vertigo, benign paroxysmal
  - central positional H81.4
  - congenital H55.01
  - dissociated H55.04
  - latent H55.02
  - miners' H55.09
  - positional
    - benign paroxysmal H81.4
    - central H81.4
  - specified form NEC H55.09
  - visual deprivation H55.03

O

- **Obermeyer's** relapsing fever (European) A68.0
- **Obesity** E66.9
  - with alveolar hypoventilation E66.2
  - adrenal E27.8
  - class
    - 1 E66.811
    - 2 E66.812
    - 3 E66.813
  - complicating
    - childbirth O99.214
    - pregnancy O99.21 ☑
    - puerperium O99.215
  - constitutional E66.89
  - dietary counseling and surveillance Z71.3
  - drug-induced E66.1
  - due to
    - disruption of MC4R pathway E88.82
    - drug E66.1
    - excess calories E66.09
      - morbid E66.01
      - severe E66.01
    - gene mutation
      - leptin (LEP) E88.82
      - leptin receptor (LEPR) E88.82
      - melanocortin 4 Receptor (MC4R) E88.82
      - nuclear receptor coactivator 1 (NCOA1) E88.82
      - proopiomelanocortin (POMC) E88.82
      - proprotein convertase subtilisin/kexin type 1 (PCSK1) E88.82
      - src homology 2B adaptor signaling protein (SH2B1) E88.82

- endocrine E66.89
- endogenous E66.89
- exogenous E66.09
- familial E66.89
- glandular E66.89
- hypothyroid — *see* Hypothyroidism
- hypoventilation syndrome (OHS) E66.2
- morbid E66.01
  - with
    - alveolar hypoventilation E66.2
    - obesity hypoventilation syndrome (OHS) E66.2
  - due to excess calories E66.01
- nutritional E66.09
- pituitary E23.6
- severe E66.01
- specified type NEC E66.89

Oblique — *see* condition

Obliteration

- appendix (lumen) K38.8
- artery I77.1
- bile duct (noncalculus) K83.1
- common duct (noncalculus) K83.1
- cystic duct — *see* Obstruction, gallbladder
- disease, arteriolar I77.1
- endometrium N85.8
- eye, anterior chamber — *see* Disorder, globe, hypotony
- fallopian tube N97.1
- lymphatic vessel I89.0
  - due to mastectomy I97.2
- organ or site, congenital NEC — *see* Atresia, by site
- ureter N13.5

- with infection N13.6
- urethra — *see* Stricture, urethra
- vein I87.8
- vestibule (oral) K08.89

Observation (following) (for) (without need for further medical care) Z04.9
- accident NEC Z04.3
  - at work Z04.2
  - transport Z04.1
- adverse effect of drug Z03.6
- alleged rape or sexual assault (victim), ruled out
  - adult Z04.41
  - child Z04.42
- criminal assault Z04.89
- development state
  - adolescent Z00.3
  - period of rapid growth in childhood Z00.2
  - puberty Z00.3
- disease, specified NEC Z03.89
- following work accident Z04.2
- forced sexual exploitation Z04.81
- forced labor exploitation Z04.82
- growth and development state — *see* Observation, development state
- injuries (accidental) NEC (*see also* Observation, accident)
- newborn (for)
  - suspected condition, related to exposure from the mother or birth process — *see* - Newborn, affected by, maternal
    - ruled out Z05.9

- cardiac Z05.0
- connective tissue Z05.73
- gastrointestinal Z05.5
- genetic Z05.41
- genitourinary Z05.6
- immunologic Z05.43
- infectious Z05.1
- metabolic Z05.42
- musculoskeletal Z05.72
- neurological Z05.2
- respiratory Z05.3
- skin and subcutaneous tissue Z05.71
- specified condition NEC Z05.89

postpartum
- immediately after delivery Z39.0
- routine follow-up Z39.2

pregnancy (normal) (without complication) Z34.9 ☑
- high risk O09.9 ☑

suicide attempt, alleged NEC Z03.89
- self-poisoning Z03.6

suspected, ruled out (*see also* Suspected condition, ruled out)
- abuse, physical
  - adult Z04.71
  - child Z04.72
- accident at work Z04.2
- adult battering victim Z04.71
- child battering victim Z04.72
- condition NEC Z03.89
  - newborn (*see also* Observation, newborn (for), suspected condition, ruled out) Z05.9
- drug poisoning or adverse effect Z03.6
- exposure (to)

- anthrax Z03.810
- biological agent NEC Z03.818
- inflicted injury NEC Z04.89
- foreign body
  - aspirated (inhaled) Z03.822
  - ingested Z03.821
  - inserted (injected), in (eye) (orifice) (skin) Z03.823
- suicide attempt, alleged Z03.89
  - self-poisoning Z03.6
- toxic effects from ingested substance (drug) (poison) Z03.6

- toxic effects from ingested substance (drug) (poison) Z03.6

Obsession, obsessional state F42.8
- mixed thoughts and acts F42.2

Obsessive-compulsive neurosis or reaction F42.8

Obstetric embolism, septic — *see* Embolism, obstetric, septic

Obstetrical trauma (complicating delivery) O71.9
- with or following ectopic or molar pregnancy O08.6
- specified type NEC O71.89

Obstipation — *see* Constipation

Obstruction, obstructed, obstructive
- airway J98.8
  - with
    - allergic alveolitis J67.9
    - asthma J45.909
      - with
        - exacerbation (acute) J45.901
        - status asthmaticus J45.902
    - bronchiectasis J47.9
      - with
        - exacerbation (acute) J47.1
        - lower respiratory infection J47.0

- bronchitis (chronic) J44.89
- emphysema J43.9
- chronic J44.9
  - with
    - allergic alveolitis — *see* Pneumonitis, hypersensitivity
    - bronchiectasis J47.9
      - with
        - exacerbation (acute) J47.1
        - lower respiratory infection J47.0
  - due to
    - foreign body — *see* Foreign body, by site, causing asphyxia
    - inhalation of fumes or vapors J68.9
    - laryngospasm J38.5
- ampulla of Vater K83.1
- aortic (heart) (valve) — *see* Stenosis, aortic
- aortoiliac I74.09
- aqueduct of Sylvius G91.1
  - congenital Q03.0
    - with spina bifida — *see* Spina bifida, by site, with hydrocephalus
- Arnold-Chiari — *see* Arnold-Chiari disease
- artery (*see also* Atherosclerosis, artery) I70.9 ☑
  - stent — *see* Restenosis, stent
  - basilar (complete) (partial) — *see* Occlusion, artery, basilar
  - carotid (complete) (partial) — *see* Occlusion, artery, carotid
  - cerebellar — *see* Occlusion, artery, cerebellar
  - cerebral (anterior) (middle) (posterior) — *see* Occlusion, artery, cerebral
  - precerebral — *see* Occlusion, artery, precerebral
  - renal N28.0
  - retinal NEC — *see* Occlusion, artery, retina
  - vertebral (complete) (partial) — *see* Occlusion, artery, vertebral
- band (intestinal) (*see also* Obstruction, intestine, specified NEC) K56.699
- bile duct or passage (common) (hepatic) (noncalculus) K83.1

- with calculus K80.51
- congenital (causing jaundice) Q44.3

biliary (duct) (tract) K83.1
- gallbladder K82.0

bladder-neck (acquired) N32.0
- congenital Q64.31
- due to hyperplasia (hypertrophy) of prostate — *see* Hyperplasia, prostate

bowel — *see* Obstruction, intestine

bronchus J98.09

canal, ear — *see* Stenosis, external ear canal

cardia K22.2

caval veins (inferior) (superior) I87.1

cecum — *see* Obstruction, intestine

circulatory I99.8

colon — *see* Obstruction, intestine

common duct (noncalculus) K83.1

coronary (artery) — *see* Occlusion, coronary

cystic duct (*see also* Obstruction, gallbladder)
- with calculus K80.21

device, implant or graft (*see also* Complications, by site and type, mechanical) T85.698 ☑
- arterial graft NEC — *see* Complication, cardiovascular device, mechanical, vascular
- catheter NEC T85.628 ☑
  - cystostomy T83.090 ☑
  - dialysis (renal) T82.49 ☑
    - intraperitoneal T85.691 ☑
  - Hopkins T83.098 ☑
  - ileostomy T83.098 ☑
  - infusion NEC T82.594 ☑
    - spinal (epidural) (subdural) T85.690 ☑

- nephrostomy T83.092 ☑
- urethral indwelling T83.091 ☑
- urinary T83.098 ☑
- urostomy T83.098 ☑

due to infection T85.79 ☑
gastrointestinal — *see* Complications, prosthetic device, mechanical, gastrointestinal device
genital NEC T83.498 ☑

- intrauterine contraceptive device T83.39 ☑
- penile prosthesis (cylinder) (implanted) (pump) (reservoir) T83.490 ☑
- testicular prosthesis T83.491 ☑

heart NEC — *see* Complication, cardiovascular device, mechanical
joint prosthesis — *see* Complications, joint prosthesis, mechanical, specified NEC, by site
orthopedic NEC — *see* Complication, orthopedic, device, mechanical
specified NEC T85.628 ☑
urinary NEC (*see also* Complication, genitourinary, device, urinary, mechanical)

- graft T83.29 ☑

vascular NEC — *see* Complication, cardiovascular device, mechanical
ventricular intracranial shunt T85.09 ☑

due to foreign body accidentally left in operative wound T81.529 ☑
duodenum K31.5
ejaculatory duct N50.89
esophagus K22.2
eustachian tube (complete) (partial) H68.10 ☑

- cartilagenous (extrinsic) H68.13 ☑
  - intrinsic H68.12 ☑
- osseous H68.11 ☑

fallopian tube (bilateral) N97.1
fecal K56.41

- with hernia — *see* Hernia, by site, with obstruction

foramen of Monro (congenital) Q03.8

- with spina bifida — *see* Spina bifida, by site, with hydrocephalus

- foreign body — *see* Foreign body
- gallbladder K82.0
  - with calculus, stones K80.21
  - congenital Q44.1
- gastric outlet K31.1
- gastrointestinal — *see* Obstruction, intestine
- hepatic K76.89
  - duct (noncalculus) K83.1
- hepatobiliary K83.1
- ileum — *see* Obstruction, intestine
- iliofemoral (artery) I74.5
- intestine K56.609
  - complete K56.601
  - incomplete K56.600
  - partial K56.600
  - with
    - adhesions (intestinal) (peritoneal) K56.50
      - complete K56.52
      - incomplete K56.51
      - partial K56.51
  - adynamic K56.0
  - by gallstone K56.3
  - congenital (small) Q41.9
    - large Q42.9
      - specified part NEC Q42.8
  - neurogenic K56.0
    - Hirschsprung's disease or megacolon Q43.1
  - newborn P76.9
    - due to
      - fecaliths P76.8
      - inspissated milk P76.2
      - meconium (plug) P76.0

- in mucoviscidosis E84.11
- specified NEC P76.8
- postoperative K91.30
  - complete K91.32
  - incomplete K91.31
  - partial K91.31
- reflex K56.0
- specified NEC K56.699
  - complete K56.691
  - incomplete K56.690
  - partial K56.690
- volvulus K56.2

intracardiac ball valve prosthesis T82.09 ☑

jejunum — *see* Obstruction, intestine

joint prosthesis — *see* Complications, joint prosthesis, mechanical, specified NEC, by site

kidney (calices) (*see also* Hydronephrosis) N28.89

labor — *see* Delivery

lacrimal (passages) (duct)
- by
  - dacryolith — *see* Dacryolith
  - stenosis — *see* Stenosis, lacrimal
- congenital Q10.5
- neonatal H04.53 ☑

lacrimonasal duct — *see* Obstruction, lacrimal

lacteal, with steatorrhea K90.2

laryngitis — *see* Laryngitis

larynx NEC J38.6
- congenital Q31.8

lung J98.4
- disease, chronic J44.9

- lymphatic I89.0
- meconium (plug)
  - newborn P76.0
    - due to fecaliths P76.0
    - in mucoviscidosis E84.11
- mitral — *see* Stenosis, mitral
- nasal J34.89
- nasolacrimal duct (*see also* Obstruction, lacrimal)
  - congenital Q10.5
- nasopharynx J39.2
- nose J34.89
- organ or site, congenital NEC — *see* Atresia, by site
- pancreatic duct K86.89
- parotid duct or gland K11.8
- pelviureteral junction N13.5
  - with hydronephrosis N13.0
  - congenital Q62.39
- pharynx J39.2
- portal (circulation) (vein) I81
- prostate (*see also* Hyperplasia, prostate)
  - valve (urinary) N32.0
- pulmonary valve (heart) I37.0
- pyelonephritis (chronic) N11.1
- pylorus
  - adult K31.1
  - congenital or infantile Q40.0
- rectosigmoid — *see* Obstruction, intestine
- rectum K62.4
- renal (*see also* Hydronephrosis) N28.89
  - outflow N13.8
  - pelvis, congenital Q62.39
- respiratory J98.8
  - chronic J44.9

- retinal (vessels) H34.9
- salivary duct (any) K11.8
  - with calculus K11.5
- sigmoid — *see* Obstruction, intestine
- sinus (accessory) (nasal) J34.89
- Stensen's duct K11.8
- stomach NEC K31.89
  - acute K31.0
  - congenital Q40.2
  - due to pylorospasm K31.3
- submandibular duct K11.8
- submaxillary gland K11.8
  - with calculus K11.5
- thoracic duct I89.0
- thrombotic — *see* Thrombosis
- trachea J39.8
- tracheostomy airway J95.03
- tricuspid (valve) — *see* Stenosis, tricuspid
- upper respiratory, congenital Q34.8
- ureter (functional) (pelvic junction) NEC N13.5
  - with
    - hydronephrosis N13.1
      - with infection N13.6
      - congenital Q62.39
    - pyelonephritis (chronic) N11.1
  - congenital Q62.39
  - due to calculus — *see* Calculus, ureter
- urethra NEC N36.8
  - congenital Q64.39
- urinary (moderate) N13.9

- due to hyperplasia (hypertrophy) of prostate — *see* Hyperplasia, prostate
- organ or tract (lower) N13.9
- prostatic valve N32.0
- specified NEC N13.8

uropathy N13.9
uterus N85.8
vagina N89.5
valvular — *see* Endocarditis
vein, venous I87.1
- caval (inferior) (superior) I87.1
- thrombotic — *see* Thrombosis

vena cava (inferior) (superior) I87.1
vesical NEC N32.0
vesicourethral orifice N32.0
- congenital Q64.31

vessel NEC I99.8
- stent — *see* Restenosis, stent

Obturator — *see* condition
Occlusal wear, teeth K03.0
Occlusio pupillae — *see* Membrane, pupillary
Occlusion, occluded
anus K62.4
- congenital Q42.3
  - with fistula Q42.2

aortoiliac (chronic) I74.09
aqueduct of Sylvius G91.1
- congenital Q03.0
  - with spina bifida — *see* Spina bifida, by site, with hydrocephalus

artery (*see also* Atherosclerosis, artery) I70.9 ☑
- auditory, internal I65.8
- basilar I65.1
  - with
    - infarction I63.22

- due to
  - embolism I63.12
  - thrombosis I63.02
- brain or cerebral I66.9
  - with infarction (due to) I63.5 ☑
    - embolism I63.4 ☑
    - thrombosis I63.3 ☑
- carotid I65.2 ☑
  - with
    - infarction I63.23 ☑
      - due to
        - embolism I63.13 ☑
        - thrombosis I63.03 ☑
- cerebellar (anterior inferior) (posterior inferior) (superior) I66.3
  - with infarction I63.54 ☑
    - due to
      - embolism I63.44 ☑
      - thrombosis I63.34 ☑
- cerebral I66.9
  - with infarction I63.50
    - due to
      - embolism I63.40
        - specified NEC I63.49
      - thrombosis I63.30
        - specified NEC I63.39
  - anterior I66.1 ☑
    - with infarction I63.52 ☑
      - due to
        - embolism I63.42 ☑
        - thrombosis I63.32 ☑
  - middle I66.0 ☑

- with infarction I63.51 ☑
  - due to
    - embolism I63.41 ☑
    - thrombosis I63.31 ☑
- posterior I66.2 ☑
  - with infarction I63.53 ☑
    - due to
      - embolism I63.43 ☑
      - thrombosis I63.33 ☑
- specified NEC I66.8
  - with infarction I63.59
    - due to
      - embolism I63.4 ☑
      - thrombosis I63.3 ☑
- choroidal (anterior) — *see* Occlusion, artery, precerebral, specified NEC
- communicating posterior — *see* Occlusion, artery, precerebral, specified NEC
- complete
  - coronary I25.82
  - extremities I70.92
- coronary (acute) (thrombotic) (without myocardial infarction) I24.0
  - with myocardial infarction — *see* Infarction, myocardium
  - chronic total I25.82
  - complete I25.82
  - healed or old I25.2
  - total (chronic) I25.82
- hypophyseal — *see* Occlusion, artery, precerebral, specified NEC
- iliac I74.5
- lower extremities due to stenosis or stricture I77.1
- mesenteric (embolic) (thrombotic) (*see also* Infarct, intestine) K55.069
- perforating — *see* Occlusion, artery, cerebral, specified NEC
- peripheral I77.9

- thrombotic or embolic I74.4
- pontine — *see* Occlusion, artery, precerebral, specified NEC
- precerebral I65.9
  - with infarction I63.20
    - specified NEC I63.29
    - due to
      - embolism I63.10
        - specified NEC I63.19
      - thrombosis I63.00
        - specified NEC I63.09
  - basilar — *see* Occlusion, artery, basilar
  - carotid — *see* Occlusion, artery, carotid
  - puerperal O88.23
  - specified NEC I65.8
    - with infarction I63.29
      - due to
        - embolism I63.19
        - thrombosis I63.09
  - vertebral — *see* Occlusion, artery, vertebral
- renal N28.0
- retinal
  - central H34.1 ☑
  - partial H34.21 ☑
  - branch H34.23 ☑
  - transient H34.0 ☑
- spinal — *see* Occlusion, artery, precerebral, vertebral
- total (chronic)
  - coronary I25.82
  - extremities I70.92
- vertebral I65.0 ☑
  - with
    - infarction I63.21 ☑

- due to
  - embolism I63.11 ☑
  - thrombosis I63.01 ☑

basilar artery — *see* Occlusion, artery, basilar
bile duct (common) (hepatic) (noncalculus) K83.1
bowel — *see* Obstruction, intestine
carotid (artery) (common) (internal) — *see* Occlusion, artery, carotid
centric (of teeth) M26.59
- maximum intercuspation discrepancy M26.55

cerebellar (artery) — *see* Occlusion, artery, cerebellar
cerebral (artery) — *see* Occlusion, artery, cerebral
cerebrovascular (*see also* Occlusion, artery, cerebral)
- with infarction I63.5 ☑

cervical canal — *see* Stricture, cervix
cervix (uteri) — *see* Stricture, cervix
choanal Q30.0
choroidal (artery) — *see* Occlusion, artery, precerebral, specified NEC
colon — *see* Obstruction, intestine
communicating posterior artery — *see* Occlusion, artery, precerebral, specified NEC
coronary (artery) (vein) (thrombotic) (*see also* Infarct, myocardium)
- chronic total I25.82
- healed or old I25.2
- not resulting in infarction I24.0
- total (chronic) I25.82

cystic duct — *see* Obstruction, gallbladder
embolic — *see* Embolism
fallopian tube N97.1
- congenital Q50.6

gallbladder (*see also* Obstruction, gallbladder)
- congenital (causing jaundice) Q44.1

- gingiva, traumatic K06.2
- hymen N89.6
  - congenital Q52.3
- hypophyseal (artery) — *see* Occlusion, artery, precerebral, specified NEC
- iliac artery I74.5
- intestine — *see* Obstruction, intestine
- lacrimal passages — *see* Obstruction, lacrimal
- lung J98.4
- lymph or lymphatic channel I89.0
- mammary duct N64.89
- mesenteric artery (embolic) (thrombotic) (*see also* Infarct, intestine) K55.069
- nose J34.89
  - congenital Q30.0
- organ or site, congenital NEC — *see* Atresia, by site
- oviduct N97.1
  - congenital Q50.6
- peripheral arteries
  - due to stricture or stenosis I77.1
  - upper extremity I74.2
- pontine (artery) — *see* Occlusion, artery, precerebral, specified NEC
- posterior lingual, of mandibular teeth M26.29
- precerebral artery — *see* Occlusion, artery, precerebral
- punctum lacrimale — *see* Obstruction, lacrimal
- pupil — *see* Membrane, pupillary
- pylorus, adult (*see also* Stricture, pylorus) K31.1
- renal artery N28.0
- retina, retinal
  - artery — *see* Occlusion, artery, retinal
  - vein (central) H34.81 ☑
    - engorgement H34.82 ☑
    - tributary H34.83 ☑
  - vessels H34.9

- spinal artery — *see* Occlusion, artery, precerebral, vertebral
- teeth (mandibular) (posterior lingual) M26.29
- thoracic duct I89.0
- thrombotic — *see* Thrombosis, artery
- traumatic
  - edentulous (alveolar) ridge K06.2
  - gingiva K06.2
  - periodontal K05.5
- tubal N97.1
- ureter (complete) (partial) N13.5
  - congenital Q62.10
- ureteropelvic junction N13.5
  - congenital Q62.11
- ureterovesical orifice N13.5
  - congenital Q62.12
- urethra — *see* Stricture, urethra
- uterus N85.8
- vagina N89.5
- vascular NEC I99.8
- vein — *see* Thrombosis
  - retinal — *see* Occlusion, retinal, vein
- vena cava (inferior) (superior) — *see* Embolism, vena cava
- ventricle (brain) NEC G91.1
- vertebral (artery) — *see* Occlusion, artery, vertebral
- vessel (blood) I99.8
- vulva N90.5

Occult
- blood in feces (stools) R19.5

Occupational
- problems NEC Z56.89

- **Ochlophobia** — *see* Agoraphobia
- **Ochronosis** (endogenous) E70.29
- **Ocular** muscle — *see* condition
- **Oculogyric** crisis or disturbance H51.8
  - psychogenic F45.8
- **Oculomotor** syndrome H51.9
- **Oculopathy**
  - syphilitic NEC A52.71
    - congenital
      - early A50.01
      - late A50.30
    - early (secondary) A51.43
    - late A52.71
- **Oddi's** sphincter spasm K83.4
- **Odontalgia** K08.89
- **Odontoameloblastoma** — *see* Cyst, calcifying odontogenic
- **Odontoclasia** K03.89
- **Odontodysplasia,** regional K00.4
- **Odontogenesis** imperfecta K00.5
- **Odontoma** (ameloblastic) (complex) (compound) (fibroameloblastic) — *see* Cyst, calcifying odontogenic
- **Odontomyelitis** (closed) (open) K04.01
  - irreversible K04.02
  - reversible K04.01
- **Odontorrhagia** K08.89
- **Odontosarcoma,** ameloblastic C41.1
  - upper jaw (bone) C41.0

- **Oestriasis** — *see* Myiasis
- **Oguchi's** disease H53.63
- **Ohara's** disease — *see* Tularemia
- **OHS** (obesity hypoventilation syndrome) E66.2
- **Oidiomycosis** — *see* Candidiasis
- **Oidium** albicans infection — *see* Candidiasis
- **Old** age (without mention of debility) R54
  - dementia F03 ☑
- **Old** (previous) myocardial infarction I25.2
- **Olfactory** — *see* condition
- **Oligemia** — *see* Anemia
- **Oligoastrocytoma**
  - specified site — *see* Neoplasm, malignant, by site
  - unspecified site C71.9
- **Oligocythemia** D64.9
- **Oligodendroblastoma**
  - specified site — *see* Neoplasm, malignant
  - unspecified site C71.9
- **Oligodendroglioma**
  - anaplastic type
    - specified site — *see* Neoplasm, malignant, by site
    - unspecified site C71.9
  - specified site — *see* Neoplasm, malignant, by site
  - unspecified site C71.9
- **Oligodontia** — *see* Anodontia
- **Oligoencephalon** Q02
- **Oligohidrosis** L74.4
- **Oligohydramnios** O41.0 ☑
- **Oligohydrosis** L74.4
- **Oligomenorrhea** N91.5

- primary N91.3
- secondary N91.4

Oligophrenia (*see also* Disability, intellectual)
- phenylpyruvic E70.0

Oligospermia N46.11
- due to
  - drug therapy N46.121
  - efferent duct obstruction N46.123
  - infection N46.122
  - radiation N46.124
  - specified cause NEC N46.129
  - systemic disease N46.125

Oligotrichia — *see* Alopecia

Oliguria R34
- with, complicating or following ectopic or molar pregnancy O08.4
- postprocedural N99.0
- puerperal O90.49

Ollier's disease Q78.4

Omentitis — *see* Peritonitis

Omentocele — *see* Hernia, abdomen, specified site NEC

Omentum, omental — *see* condition

Omphalitis (congenital) (newborn) P38.9
- with mild hemorrhage P38.1
- without hemorrhage P38.9
- not of newborn L08.82
- tetanus A33

Omphalocele Q79.2

Omphalomesenteric duct, persistent Q43.0

Omphalorrhagia, newborn P51.9

Omsk hemorrhagic fever A98.1

Onanism (excessive) F98.8

Onchocerciasis, onchocercosis B73.1

- with
  - eye disease B73.00
    - endophthalmitis B73.01
    - eyelid B73.09
    - glaucoma B73.02
    - specified NEC B73.09
  - eye NEC B73.00
  - eyelid B73.09

Oncocytoma — *see* Neoplasm, benign, by site

Oncovirus, as cause of disease classified elsewhere B97.32

Ondine's curse — *see* Apnea, sleep

Oneirophrenia F23

Onychauxis L60.2
- congenital Q84.5

Onychia (*see also* Cellulitis, digit)
- with lymphangitis — *see* Lymphangitis, acute, digit
- candidal B37.2
- dermatophytic B35.1

Onychitis (*see also* Cellulitis, digit)
- with lymphangitis — *see* Lymphangitis, acute, digit

Onychocryptosis L60.0

Onychodystrophy L60.3
- congenital Q84.6

- **Onychogryphosis**, onychogryposis L60.2
- **Onycholysis** L60.1
- **Onychomadesis** L60.8
- **Onychomalacia** L60.3
- **Onychomycosis** (finger) (toe) B35.1
- **Onycho-osteodysplasia** Q87.2
- **Onychophagia** F98.8
- **Onychophosis** L60.8
- **Onychoptosis** L60.8
- **Onychorrhexis** L60.3
  - congenital Q84.6
- **Onychoschizia** L60.3
- **Onyxis** (finger) (toe) L60.0
- **Onyxitis** (*see also* Cellulitis, digit)
  - with lymphangitis — *see* Lymphangitis, acute, digit
- **Oophoritis** (cystic) (infectional) (interstitial) N70.92
  - with salpingitis N70.93
  - acute N70.02
    - with salpingitis N70.03
  - chronic N70.12
    - with salpingitis N70.13
  - complicating abortion — *see* Abortion, by type, complicated by, oophoritis
- **Oophorocele** N83.4 ☑
- **Opacity**, opacities
  - cornea H17. ☑

- central H17.1
- congenital Q13.3
- degenerative — *see* Degeneration, cornea
- hereditary — *see* Dystrophy, cornea
- inflammatory — *see* Keratitis
- minor H17.81
- peripheral H17.82
- sequelae of trachoma (healed) B94.0
- specified NEC H17.89

enamel (teeth) (fluoride) (nonfluoride) K00.3
lens — *see* Cataract
snowball — *see* Deposit, crystalline
vitreous (humor) NEC H43.39
- congenital Q14.0
- membranes and strands H43.31

Opalescent dentin (hereditary) K00.5
Open, opening
abnormal, organ or site, congenital — *see* Imperfect, closure
angle with
- borderline
  - findings
    - high risk H40.02
    - low risk H40.01
  - intraocular pressure H40.00
- cupping of discs H40.01
- glaucoma (primary) — *see* Glaucoma, open angle

bite
- anterior M26.220
- posterior M26.221

- false — *see* Imperfect, closure
- margin on tooth restoration K08.51
- restoration margins of tooth K08.51
- wound — *see* Wound, open

Operational fatigue F48.8
Operative — *see* condition
Operculitis — *see* Periodontitis
Operculum — *see* Break, retina
Ophiasis L63.2
Ophthalmia (*see also* Conjunctivitis) H10.9
- actinic rays — *see* Photokeratitis
- allergic (acute) — *see* Conjunctivitis, acute, atopic
- blennorrhagic (gonococcal) (neonatorum) A54.31
- diphtheritic A36.86
- Egyptian A71.1
- electrica — *see* Photokeratitis
- gonococcal (neonatorum) A54.31
- metastatic — *see* Endophthalmitis, purulent
- migraine — *see* Migraine, ophthalmoplegic
- neonatorum, newborn P39.1
  - gonococcal A54.31
- nodosa H16.24 ☑
- purulent — *see* Conjunctivitis, acute, mucopurulent
- spring — *see* Conjunctivitis, acute, atopic
- sympathetic — *see* Uveitis, sympathetic

Ophthalmitis — *see* Ophthalmia
Ophthalmocele (congenital) Q15.8
Ophthalmoneuromyelitis G36.0
Ophthalmopathy, Graves' H05.83 ☑
Ophthalmoplegia (*see also* Strabismus, paralytic)

- anterior internuclear — *see* Ophthalmoplegia, internuclear
- ataxia-areflexia G61.0
- diabetic — *see* E08-E13 with .39
- exophthalmic E05.00
  - with thyroid storm E05.01
- external H49.88 ☑
  - progressive H49.4 ☑
    - with pigmentary retinopathy — *see* Kearns-Sayre syndrome
  - total H49.3 ☑
- internal (complete) (total) H52.51 ☑
- internuclear H51.2 ☑
- migraine — *see* Migraine, ophthalmoplegic
- Parinaud's H49.88 ☑
- progressive external — *see* Ophthalmoplegia, external, progressive
- supranuclear, progressive G23.1
- total (external) — *see* Ophthalmoplegia, external, total

Opioid(s)
- abuse — *see* Abuse, drug, opioids
- dependence — *see* Dependence, drug, opioids
- induced, without use disorder
  - anxiety disorder F11.988
  - delirium F11.921
  - depressive disorder F11.94
  - sexual dysfunction F11.981
  - sleep disorder F11.982

- **Opisthognathism** M26.09
- **Opisthorchiasis** (felineus) (viverrini) B66.0
- **Opitz'** disease D73.2
- **Opiumism** — *see* Dependence, drug, opioid
- **Oppenheim's** disease G70.2
- **Oppenheim-Urbach** disease (necrobiosis lipoidica diabeticorum) — *see* E08-E13 with .620
- **Opportunistic** salpingectomy Z40.82
- **Optic** nerve — *see* condition
- **Orbit** — *see* condition
- **Orbitopathy** (Graves') (thyroid) H05.83 ☑
- **Orchioblastoma** C62.9 ☑
- **Orchitis** (gangrenous) (nonspecific) (septic) (suppurative) N45.2
  - blennorrhagic (gonococcal) (acute) (chronic) A54.23
  - chlamydial A56.19
  - filarial (*see also* Infestation, filarial) B74.9 *[N51]*
  - gonococcal (acute) (chronic) A54.23
  - mumps B26.0
  - syphilitic A52.76
  - tuberculous A18.15
- **Orf** (virus disease) B08.02
- **Organic** (*see also* condition)
  - brain syndrome F09
  - heart — *see* Disease, heart
  - mental disorder F09
  - psychosis F09
- **Orgasm**
  - anejaculatory N53.13
- **Oriental**
  - bilharziasis B65.2
  - schistosomiasis B65.2
- **Orifice** — *see* condition
- **Origin** of both great vessels from right ventricle Q20.1
- **Ormond's** disease (with ureteral obstruction) N13.5

with infection N13.6
Ornithine metabolism disorder E72.4
Ornithinemia (Type I) (Type II) E72.4
Ornithosis A70
Orotaciduria, oroticaciduria (congenital) (hereditary) (pyrimidine deficiency) E79.89
anemia D53.0
Orthodontics
adjustment Z46.4
fitting Z46.4
Orthopnea R06.01
Orthopoxvirus B08.09
Os, uterus — *see* condition
Osgood-Schlatter disease or osteochondrosis M92.52
Osler (-Weber)-Rendu disease I78.0
Osler's nodes I33.0
Osmidrosis L75.0
Osseous — *see* condition
Ossification
artery — *see* Arteriosclerosis
auricle (ear) — *see* Disorder, pinna, specified type NEC
bronchial J98.09
cardiac — *see* Degeneration, myocardial
cartilage (senile) — *see* Disorder, cartilage, specified type NEC
coronary (artery) — *see* Disease, heart, ischemic, atherosclerotic
diaphragm J98.6
ear, middle — *see* Otosclerosis
falx cerebri G96.198
fontanel, premature Q75.009
heart (*see also* Degeneration, myocardial)
valve — *see* Endocarditis

- larynx J38.7
- ligament — *see* Disorder, tendon, specified type NEC
  - posterior longitudinal — *see* Spondylopathy, specified NEC
- meninges (cerebral) (spinal) G96.198
- multiple, eccentric centers — *see* Disorder, bone, development or growth
- muscle (*see also* Calcification, muscle)
  - due to burns — *see* Myositis, ossificans, in, burns
  - paralytic — *see* Myositis, ossificans, in, quadriplegia
  - progressive — *see* Myositis, ossificans, progressiva
  - specified NEC M61.50
    - ankle M61.57 ☑
    - foot M61.57 ☑
    - forearm M61.53 ☑
    - hand M61.54 ☑
    - lower leg M61.56 ☑
    - multiple sites M61.59
    - pelvic region M61.55 ☑
    - shoulder region M61.51 ☑
    - specified site NEC M61.58
    - thigh M61.55 ☑
    - upper arm M61.52 ☑
  - traumatic — *see* Myositis, ossificans, traumatica
- myocardium, myocardial — *see* Degeneration, myocardial
- penis N48.89
- periarticular — *see* Disorder, joint, specified type NEC
- pinna — *see* Disorder, pinna, specified type NEC
- rider's bone — *see* Ossification, muscle, specified NEC
- sclera H15.89
- subperiosteal, post-traumatic M89.8X ☑
- tendon — *see* Disorder, tendon, specified type NEC
- trachea J39.8
- tympanic membrane — *see* Disorder, tympanic membrane, specified NEC
- vitreous (humor) — *see* Deposit, crystalline

- **Osteitis** (*see also* Osteomyelitis)
  - alveolar M27.3
  - condensans M85.30
    - ankle M85.37 ☑
    - foot M85.37 ☑
    - forearm M85.33 ☑
    - hand M85.34 ☑
    - lower leg M85.36 ☑
    - multiple site M85.39
    - neck M85.38
    - rib M85.38
    - shoulder M85.31 ☑
    - skull M85.38
    - specified site NEC M85.38
    - thigh M85.35 ☑
    - toe M85.37 ☑
    - upper arm M85.32 ☑
    - vertebra M85.38
  - deformans (*see also* Paget's disease, bone) M88.9
    - in (due to)
      - malignant neoplasm of bone (*see also*, Neoplasm, malignant, by site) C41.9 *[M90.60]*
      - neoplastic disease (*see also* Neoplasm, by type and site) D49.9 *[M90.60]*

carpus D49.2 *[M90.64 ☑]*
clavicle D49.2 *[M90.61 ☑]*
femur D49.2 *[M90.65 ☑]*
fibula D49.2 *[M90.66 ☑]*
finger D49.2 *[M90.64 ☑]*
humerus D49.2 *[M90.62 ☑]*
ilium D49.2 *[M90.68]*
ischium D49.2 *[M90.68]*
metacarpus D49.2 *[M90.64 ☑]*
metatarsus D49.2 *[M90.67 ☑]*
multiple sites D49.89 *[M90.69]*
neck D49.2 *[M90.68]*
pubic ramus *[pubis]* D49.2 *[M90.68]*
radius D49.2 *[M90.63 ☑]*
rib D49.2 *[M90.68]*
scapula D49.2 *[M90.61 ☑]*
skull D49.2 *[M90.68]*
tarsus D49.2 *[M90.67 ☑]*
tibia D49.2 *[M90.66 ☑]*
toe D49.2 *[M90.67 ☑]*
ulna D49.2 *[M90.63 ☑]*
vertebra D49.2 *[M90.68]*

skull M88.0
specified NEC — *see* Paget's disease, bone, by site
vertebra M88.1

due to yaws A66.6
fibrosa NEC — *see* Cyst, bone, by site
circumscripta — *see* Dysplasia, fibrous, bone NEC
cystica (generalisata) E21.0
disseminata Q78.1
osteoplastica E21.0

- fragilitans Q78.0
- Garr's (sclerosing) — *see* Osteomyelitis, specified type NEC
- jaw (acute) (chronic) (lower) (suppurative) (upper) M27.2
- parathyroid E21.0
- petrous bone (acute) (chronic) — *see* Petrositis
- sclerotic, nonsuppurative — *see* Osteomyelitis, specified type NEC
- tuberculosa A18.09
  - cystica D86.89
  - multiplex cystoides D86.89

Osteoarthritis M19.90
- ankle M19.07 ☑
  - post-traumatic M19.17 ☑
  - primary M19.07 ☑
  - secondary M19.27 ☑
- elbow M19.02 ☑
  - post-traumatic M19.12 ☑
  - primary M19.02 ☑
  - secondary M19.22 ☑
- foot joint M19.07 ☑
  - post-traumatic M19.17 ☑
  - primary M19.07 ☑
  - secondary M19.27 ☑
- generalized (multiple joints) M15.9
  - erosive M15.4
  - primary M15.0
  - specified NEC M15.8
- hand joint M19.04 ☑
  - first carpometacarpal joint M18.9
    - post-traumatic — *see* Osteoarthritis, post-traumatic NEC, hand joint, first carpometacarpal joint
    - primary — *see* Osteoarthritis, primary, hand joint, first carpometacarpal joint
    - secondary — *see* Osteoarthritis, secondary, hand joint, first carpometacarpal joint

- post-traumatic M19.14 ☑
- primary M19.04 ☑
- secondary M19.24 ☑

hip M16.9
- bilateral M16.0
  - due to hip dysplasia M16.2
  - post-traumatic M16.4
  - secondary M16.6
- due to hip dysplasia (unilateral) M16.3 ☑
  - bilateral M16.2
- post-traumatic — *see* Osteoarthritis, post-traumatic, hip
- primary M16.1 ☑
  - bilateral M16.0
- secondary — *see* Osteoarthritis, secondary, hip
- unilateral M16.1 ☑
  - due to hip dysplasia M16.3 ☑
  - post-traumatic M16.5 ☑
  - primary M16.1 ☑
  - secondary NEC M16.7

interphalangeal
- distal (Heberden) M15.1
- proximal (Bouchard) M15.2

knee M17.9
- bilateral M17.0
  - post-traumatic M17.2
  - secondary M17.4
- post-traumatic — *see* Osteoarthritis, post-traumatic, knee
- primary M17.1 ☑
  - bilateral M17.0
- secondary — *see* Osteoarthritis, secondary, knee
- unilateral M17.1 ☑

- post-traumatic M17.3 ☑
- primary M17.1 ☑
- secondary NEC M17.5

post-traumatic NEC M19.92

- ankle M19.17 ☑
- elbow M19.12 ☑
- foot joint M19.17 ☑
- hand joint M19.14 ☑
  - first carpometacarpal joint M18.3 ☑
    - bilateral M18.2
- hip M16.5 ☑
  - bilateral M16.4
- knee M17.3 ☑
  - bilateral M17.2
- shoulder M19.11 ☑
- specified site NEC M19.19
- wrist M19.13 ☑

primary M19.91

- ankle M19.07 ☑
- elbow M19.02 ☑
- foot joint M19.07 ☑
- hand joint M19.04 ☑
  - first carpometacarpal joint M18.1 ☑
    - bilateral M18.0
- hip M16.1 ☑
  - bilateral M16.0
- knee M17.1 ☑
  - bilateral M17.0

- multiple sites M15.9
- shoulder M19.01 ☑
- specified site NEC M19.09
- spine — *see* Spondylosis
- wrist M19.03 ☑

secondary M19.93
- ankle M19.27 ☑
- elbow M19.22 ☑
- foot joint M19.27 ☑
- hand joint M19.24 ☑
  - first carpometacarpal joint M18.5 ☑
    - bilateral M18.4
- hip M16.7
  - bilateral M16.6
- knee M17.5
  - bilateral M17.4
- multiple M15.3
- shoulder M19.21 ☑
- specified site NEC M19.29
- spine — *see* Spondylosis
- wrist M19.23 ☑

shoulder M19.01 ☑
- post-traumatic M19.11 ☑
- primary M19.01 ☑
- secondary M19.21 ☑

specified site NEC M19.09

spine — *see* Spondylosis

wrist M19.03 ☑
- first carpometacarpal joint — *see* Osteoarthritis, hand joint, first carpometacarpal joint
- post-traumatic M19.13 ☑
- primary M19.03 ☑
- secondary M19.23 ☑

- **Osteoarthropathy** (hypertrophic) M19.90
  - ankle — *see* Osteoarthritis, primary, ankle
  - elbow — *see* Osteoarthritis, primary, elbow
  - foot joint — *see* Osteoarthritis, primary, foot
  - hand joint — *see* Osteoarthritis, primary, hand joint
  - knee joint — *see* Osteoarthritis, primary, knee
  - multiple site — *see* Osteoarthritis, primary, multiple joint
  - pulmonary (*see also* Osteoarthropathy, specified type NEC)
    - hypertrophic — *see* Osteoarthropathy, hypertrophic, specified type NEC
  - secondary hypertrophic — *see* Osteoarthropathy, specified type NEC
  - shoulder — *see* Osteoarthritis, primary, shoulder
  - specified joint NEC — *see* Osteoarthritis, primary, specified joint NEC
  - specified type NEC M89.40
    - carpus M89.44 ☑
    - clavicle M89.41 ☑
    - femur M89.45 ☑
    - fibula M89.46 ☑
    - finger M89.44 ☑
    - humerus M89.42 ☑
    - ilium M89.48
    - ischium M89.48
    - metacarpus M89.44 ☑
    - metatarsus M89.47 ☑
    - multiple sites M89.49
    - neck M89.48
    - pubic ramus [pubis] M89.48
    - radius M89.43 ☑
    - rib M89.48
    - scapula M89.41 ☑
    - skull M89.48
    - tarsus M89.47 ☑
    - tibia M89.46 ☑
    - toe M89.47 ☑
    - ulna M89.43 ☑
    - vertebra M89.48

- secondary — *see* Osteoarthropathy, specified type NEC
- spine — *see* Spondylosis
- wrist — *see* Osteoarthritis, primary, wrist

Osteoarthrosis (degenerative) (hypertrophic) (joint) (*see also* Osteoarthritis)
- deformans alkaptonurica E70.29 *[M36.8]*
- erosive M15.4
- generalized M15.9
  - primary M15.0
- polyarticular M15.9
- spine — *see* Spondylosis

Osteoblastoma — *see* Neoplasm, bone, benign
- aggressive — *see* Neoplasm, bone, uncertain behavior

Osteochondroarthrosis deformans endemica — *see* Disease, Kaschin-Beck

Osteochondritis (*see also* Osteochondropathy, by site)
- Brailsford's — *see* Osteochondrosis, juvenile, radius
- dissecans M93.20
  - ankle M93.27 ☑
  - elbow M93.22 ☑
  - foot M93.27 ☑
  - hand M93.24 ☑
  - hip M93.25 ☑
  - knee M93.26 ☑
  - multiple sites M93.29
  - shoulder joint M93.21 ☑
  - specified site NEC M93.28
  - wrist M93.23 ☑
- juvenile M92.9
  - patellar — *see* Osteochondrosis, juvenile, patella
- syphilitic (congenital) (early) A50.02 *[M90.80]*

- ankle A50.02 *[M90.87 ☑]*
- elbow A50.02 *[M90.82 ☑]*
- foot A50.02 *[M90.87 ☑]*
- forearm A50.02 *[M90.83 ☑]*
- hand A50.02 *[M90.84 ☑]*
- hip A50.02 *[M90.85 ☑]*
- knee A50.02 *[M90.86 ☑]*
- multiple sites A50.02 *[M90.89]*
- shoulder joint A50.02 *[M90.81 ☑]*
- specified site NEC A50.02 *[M90.88]*

Osteochondrodysplasia Q78.9
- with defects of growth of tubular bones and spine Q77.9
  - specified NEC Q77.8
- specified NEC Q78.8

Osteochondrodystrophy E78.9

Osteochondrolysis — *see* Osteochondritis, dissecans

Osteochondroma — *see* Neoplasm, bone, benign

Osteochondromatosis D16.9
- syndrome Q78.4

Osteochondromyxosarcoma — *see* Neoplasm, bone, malignant

Osteochondropathy M93.90
- ankle M93.97 ☑
- elbow M93.92 ☑
- foot M93.97 ☑
- hand M93.94 ☑
- hip M93.95 ☑
- Kienböck's disease of adults M93.1
- knee M93.96 ☑
- multiple joints M93.99
- osteochondritis dissecans — *see* Osteochondritis, dissecans
- osteochondrosis — *see* Osteochondrosis
- shoulder region M93.91 ☑
- slipped upper femoral epiphysis — *see* Slipped, epiphysis, upper femoral
- specified joint NEC M93.98
- specified type NEC M93.80

- ankle M93.87 ☑
- elbow M93.82 ☑
- foot M93.87 ☑
- hand M93.84 ☑
- hip M93.85 ☑
- knee M93.86 ☑
- multiple joints M93.89
- shoulder region M93.81 ☑
- specified joint NEC M93.88
- wrist M93.83 ☑

syphilitic, congenital
- early A50.02 *[M90.80]*
- late A50.56 *[M90.80]*

wrist M93.93 ☑

Osteochondrosarcoma — *see* Neoplasm, bone, malignant

Osteochondrosis (*see also* Osteochondropathy, by site)

acetabulum (juvenile) M91.0

adult — *see* Osteochondropathy, specified type NEC, by site

astragalus (juvenile) — *see* Osteochondrosis, juvenile, tarsus

Blount M92.51 ☑

Buchanan's M91.0

Burns' — *see* Osteochondrosis, juvenile, ulna

calcaneus (juvenile) — *see* Osteochondrosis, juvenile, tarsus

capitular epiphysis (femur) (juvenile) — *see* Legg-Calvé-Perthes disease

carpal (juvenile) (lunate) (scaphoid) — *see* Osteochondrosis, juvenile, hand, carpal lunate
- adult M93.1

- coxae juvenilis — *see* Legg-Calvé-Perthes disease
- deformans juvenilis, coxae — *see* Legg-Calvé-Perthes disease
- Diaz's — *see* Osteochondrosis, juvenile, tarsus
- dissecans (knee) (shoulder) — *see* Osteochondritis, dissecans
- femoral capital epiphysis (juvenile) — *see* Legg-Calvé-Perthes disease
- femur (head), juvenile — *see* Legg-Calvé-Perthes disease
- fibula (juvenile) — *see* Osteochondrosis, juvenile, fibula
- foot NEC (juvenile) M92.8
- Freiberg's — *see* Osteochondrosis, juvenile, metatarsus
- Haas' (juvenile) — *see* Osteochondrosis, juvenile, humerus
- Haglund's — *see* Osteochondrosis, juvenile, tarsus
- hip (juvenile) — *see* Legg-Calvé-Perthes disease
- humerus (capitulum) (head) (juvenile) — *see* Osteochondrosis, juvenile, humerus
- ilium, iliac crest (juvenile) M91.0
- ischiopubic synchondrosis M91.0
- Iselin's — *see* Osteochondrosis, juvenile, metatarsus
- juvenile, juvenilis M92.9
  - after congenital dislocation of hip reduction — *see* Osteochondrosis, juvenile, hip, specified NEC
  - arm — *see* Osteochondrosis, juvenile, upper limb NEC
  - capitular epiphysis (femur) — *see* Legg-Calvé-Perthes disease
  - clavicle, sternal epiphysis — *see* Osteochondrosis, juvenile, upper limb NEC
  - coxae — *see* Legg-Calvé-Perthes disease
  - deformans M92.9
  - fibula M92.50 ☑
  - foot NEC M92.8
  - hand M92.20 ☑
    - carpal lunate M92.21 ☑
    - metacarpal head M92.22 ☑
    - specified site NEC M92.29 ☑
  - head of femur — *see* Legg-Calvé-Perthes disease
  - hip and pelvis M91.9 ☑

- coxa plana — *see* Coxa, plana
- femoral head — *see* Legg-Calvé-Perthes disease
- pelvis M91.0
- pseudocoxalgia — *see* Pseudocoxalgia
- specified NEC M91.8 ☑

humerus M92.0 ☑
limb
- lower NEC M92.8
- upper NEC — *see* Osteochondrosis, juvenile, upper limb NEC

medial cuneiform bone — *see* Osteochondrosis, juvenile, tarsus
metatarsus M92.7 ☑
patella M92.4 ☑
radius M92.1 ☑
specified
- site NEC M92.8
- type NEC M92.8
  - tibia and fibula M92.59 ☑

spine M42.00
- cervical region M42.02
- cervicothoracic region M42.03
- lumbar region M42.06
- lumbosacral region M42.07
- multiple sites M42.09
- occipito-atlanto-axial region M42.01
- sacrococcygeal region M42.08
- thoracic region M42.04
- thoracolumbar region M42.05

tarsus M92.6 ☑
tibia M92.50 ☑
- proximal M92.51 ☑
- tubercle M92.52 ☑

- ulna M92.1 ☑
- upper limb NEC M92.3 ☑
- vertebra (body) (epiphyseal plates) (Calvé's) (Scheuermann's) — *see* Osteochondrosis, juvenile, spine

Kienböck's — *see* Osteochondrosis, juvenile, hand, carpal lunate
- adult M93.1

Köhler's
- patellar — *see* Osteochondrosis, juvenile, patella
- tarsal navicular — *see* Osteochondrosis, juvenile, tarsus

Legg-Perthes (-Calvé)(-Waldenström) — *see* Legg-Calvé-Perthes disease

limb
- lower NEC (juvenile) M92.8
  - tibia and fibula M92.59 ☑
- upper NEC (juvenile) — *see* Osteochondrosis, juvenile, upper limb NEC

lunate bone (carpal) (juvenile) (*see also* Osteochondrosis, juvenile, hand, carpal lunate)
- adult M93.1

Mauclaire's — *see* Osteochondrosis, juvenile, hand, metacarpal

metacarpal (head) (juvenile) — *see* Osteochondrosis, juvenile, hand, metacarpal

metatarsus (fifth) (head) (juvenile) (second) — *see* Osteochondrosis, juvenile, metatarsus

navicular (juvenile) — *see* Osteochondrosis, juvenile, tarsus

os
- calcis (juvenile) — *see* Osteochondrosis, juvenile, tarsus
- tibiale externum (juvenile) — *see* Osteochondrosis, juvenile, tarsus

Osgood-Schlatter M92.52 ☑

Panner's — *see* Osteochondrosis, juvenile, humerus

patellar center (juvenile) (primary) (secondary) — *see* Osteochondrosis, juvenile, patella

pelvis (juvenile) M91.0

Pierson's M91.0

radius (head) (juvenile) — *see* Osteochondrosis, juvenile, radius

Scheuermann's — *see* Osteochondrosis, juvenile, spine

Sever's — *see* Osteochondrosis, juvenile, tarsus

Sinding-Larsen — *see* Osteochondrosis, juvenile, patella

spine M42.9

- adult M42.10
  - cervical region M42.12
  - cervicothoracic region M42.13
  - lumbar region M42.16
  - lumbosacral region M42.17
  - multiple sites M42.19
  - occipito-atlanto-axial region M42.11
  - sacrococcygeal region M42.18
  - thoracic region M42.14
  - thoracolumbar region M42.15
- juvenile — *see* Osteochondrosis, juvenile, spine
- symphysis pubis (juvenile) M91.0
- syphilitic (congenital) A50.02
- talus (juvenile) — *see* Osteochondrosis, juvenile, tarsus
- tarsus (navicular) (juvenile) — *see* Osteochondrosis, juvenile, tarsus
- tibia (proximal) (tubercle) (juvenile) — *see* Osteochondrosis, juvenile, tibia
- tuberculous — *see* Tuberculosis, bone
- ulna (lower) (juvenile) — *see* Osteochondrosis, juvenile, ulna
- van Neck's M91.0
- vertebral — *see* Osteochondrosis, spine

Osteoclastoma D48.0
- malignant — *see* Neoplasm, bone, malignant

Osteodynia — *see* Disorder, bone, specified type NEC

Osteodystrophy Q78.9
- azotemic N25.0
- congenital Q78.9
- parathyroid, secondary E21.1
- renal N25.0

- **Osteofibroma** — *see* Neoplasm, bone, benign
- **Osteofibrosarcoma** — *see* Neoplasm, bone, malignant
- **Osteogenesis** imperfecta Q78.0
- **Osteogenic** — *see* condition
- **Osteolysis** M89.50
  - carpus M89.54 ☑
  - clavicle M89.51 ☑
  - femur M89.55 ☑
  - fibula M89.56 ☑
  - finger M89.54 ☑
  - humerus M89.52 ☑
  - ilium M89.58
  - ischium M89.58
  - joint prosthesis (periprosthetic) — *see* Complications, joint prosthesis, mechanical, periprosthetic, osteolysis, by site
  - metacarpus M89.54 ☑
  - metatarsus M89.57 ☑
  - multiple sites M89.59
  - neck M89.58
  - periprosthetic — *see* Complications, joint prosthesis, mechanical, periprosthetic, osteolysis, by site
  - pubic ramus [pubis] M89.58
  - radius M89.53 ☑
  - rib M89.58
  - scapula M89.51 ☑
  - skull M89.58
  - tarsus M89.57 ☑
  - tibia M89.56 ☑
  - toe M89.57 ☑
  - ulna M89.53 ☑
  - vertebra M89.58
- **Osteoma** (*see also* Neoplasm, bone, benign)
  - osteoid (*see also* Neoplasm, bone, benign)
    - giant — *see* Neoplasm, bone, benign
- **Osteomalacia** M83.9

- adult M83.9
  - drug-induced NEC M83.5
  - due to
    - malabsorption (postsurgical) M83.2
    - malnutrition M83.3
  - specified NEC M83.8
- aluminum-induced M83.4
- infantile — *see* Rickets
- juvenile — *see* Rickets
- oncogenic E83.89
- pelvis M83.8
- puerperal M83.0
- senile M83.1
- vitamin-D-resistant in adults E83.31 *[M90.8 ☑]*
  - carpus E83.31 *[M90.84 ☑]*
  - clavicle E83.31 *[M90.81 ☑]*
  - femur E83.31 *[M90.85 ☑]*
  - fibula E83.31 *[M90.86 ☑]*
  - finger E83.31 *[M90.84 ☑]*
  - humerus E83.31 *[M90.82 ☑]*
  - ilium E83.31 *[M90.88]*
  - ischium E83.31 *[M90.88]*
  - metacarpus E83.31 *[M90.84 ☑]*
  - metatarsus E83.31 *[M90.87 ☑]*
  - multiple sites E83.31 *[M90.89]*
  - neck E83.31 *[M90.88]*
  - pubic ramus *[pubis]* E83.31 *[M90.88]*
  - radius E83.31 *[M90.83 ☑]*
  - rib E83.31 *[M90.88]*
  - scapula E83.31 *[M90.819]*
  - skull E83.31 *[M90.88]*
  - tarsus E83.31 *[M90.879]*
  - tibia E83.31 *[M90.869]*
  - toe E83.31 *[M90.879]*
  - ulna E83.31 *[M90.839]*
  - vertebra E83.31 *[M90.88]*

- **Osteomyelitis** (general) (infective) (localized) (neonatal) (purulent) (septic) (staphylococcal) (streptococcal) (suppurative) (with periostitis) M86.9
  - acute M86.10
    - carpus M86.14 ☑
    - clavicle M86.11 ☑
    - femur M86.15 ☑
    - fibula M86.16 ☑
    - finger M86.14 ☑
    - hematogenous M86.00
      - carpus M86.04 ☑
      - clavicle M86.01 ☑
      - femur M86.05 ☑
      - fibula M86.06 ☑
      - finger M86.04 ☑
      - humerus M86.02 ☑
      - ilium M86.08
      - ischium M86.08
      - mandible M27.2
      - metacarpus M86.04 ☑
      - metatarsus M86.07 ☑
      - multiple sites M86.09
      - neck M86.08
      - orbit H05.02 ☑
      - petrous bone — *see* Petrositis
      - radius M86.03 ☑
      - rib M86.08
      - scapula M86.01 ☑
      - skull M86.08
      - tarsus M86.07 ☑
      - tibia M86.06 ☑
      - toe M86.07 ☑
      - ulna M86.03 ☑
      - vertebra — *see* Osteomyelitis, vertebra

- humerus M86.12 ☑
- ilium M86.18
- ischium M86.18
- mandible M27.2
- metacarpus M86.14 ☑
- metatarsus M86.17 ☑
- multiple sites M86.19
- neck M86.18
- orbit H05.02 ☑
- petrous bone — *see* Petrositis
- radius M86.13 ☑
- rib M86.18
- scapula M86.11 ☑
- skull M86.18
- tarsus M86.17 ☑
- tibia M86.16 ☑
- toe M86.17 ☑
- ulna M86.13 ☑
- vertebra — *see* Osteomyelitis, vertebra

chronic (or old) M86.60

- with draining sinus M86.40

- carpus M86.44 ☑
- clavicle M86.41 ☑
- femur M86.45 ☑
- fibula M86.46 ☑
- finger M86.44 ☑
- humerus M86.42 ☑
- ilium M86.48
- ischium M86.48
- mandible M27.2
- metacarpus M86.44 ☑
- metatarsus M86.47 ☑
- multiple sites M86.49
- neck M86.48
- pubic ramus [pubis] M86.48
- orbit H05.02 ☑
- petrous bone — *see* Petrositis
- radius M86.43 ☑
- rib M86.48
- scapula M86.41 ☑
- skull M86.48
- tarsus M86.47 ☑
- tibia M86.46 ☑
- toe M86.47 ☑
- ulna M86.43 ☑
- vertebra — *see* Osteomyelitis, vertebra

carpus M86.64 ☑
clavicle M86.61 ☑
femur M86.65 ☑
fibula M86.66 ☑
finger M86.64 ☑
hematogenous NEC M86.50

- carpus M86.54 ☑
- clavicle M86.51 ☑
- femur M86.55 ☑
- fibula M86.56 ☑
- finger M86.54 ☑
- humerus M86.52 ☑
- ilium M86.58
- ischium M86.58
- mandible M27.2
- metacarpus M86.54 ☑
- metatarsus M86.57 ☑
- multifocal M86.30
  - carpus M86.34 ☑
  - clavicle M86.31 ☑
  - femur M86.35 ☑
  - fibula M86.36 ☑
  - finger M86.34 ☑
  - humerus M86.32 ☑
  - ilium M86.38
  - ischium M86.38
  - metacarpus M86.34 ☑
  - metatarsus M86.37 ☑
  - multiple sites M86.39
  - neck M86.38
  - pubic ramus [pubis] M86.38
  - radius M86.33 ☑
  - rib M86.38
  - scapula M86.31 ☑
  - skull M86.38
  - tarsus M86.37 ☑
  - tibia M86.36 ☑
  - toe M86.37 ☑
  - ulna M86.33 ☑
  - vertebra — *see* Osteomyelitis, vertebra

multiple sites M86.59
neck M86.58
orbit H05.02 ☑
petrous bone — *see* Petrositis
pubic ramus [pubis] M86.58
radius M86.53 ☑
rib M86.58
scapula M86.51 ☑
skull M86.58
tarsus M86.57 ☑
tibia M86.56 ☑
toe M86.57 ☑
ulna M86.53 ☑
vertebra — *see* Osteomyelitis, vertebra
humerus M86.62 ☑
ilium M86.659
ischium M86.659
mandible M27.2
metacarpus M86.64 ☑
metatarsus M86.67 ☑
multifocal — *see* Osteomyelitis, chronic, hematogenous, multifocal
multiple sites M86.69
neck M86.68
orbit H05.02 ☑
petrous bone — *see* Petrositis
radius M86.63 ☑
rib M86.68
scapula M86.61 ☑
skull M86.68
tarsus M86.67 ☑
tibia M86.66 ☑
toe M86.67 ☑
ulna M86.63 ☑
vertebra — *see* Osteomyelitis, vertebra

- echinococcal B67.2
- Garr's — *see* Osteomyelitis, specified type NEC
- in diabetes mellitus — *see* E08-E13 with .69
- jaw (acute) (chronic) (lower) (neonatal) (suppurative) (upper) M27.2
- nonsuppurating — *see* Osteomyelitis, specified type NEC
- orbit H05.02 ☑
- petrous bone — *see* Petrositis
- Salmonella (arizonae) (cholerae-suis) (enteritidis) (typhimurium) A02.24
- sclerosing, nonsuppurative — *see* Osteomyelitis, specified type NEC
- specified type NEC (*see also* subcategory) M86.8X ☑
  - mandible M27.2
  - orbit H05.02 ☑
  - petrous bone — *see* Petrositis
  - vertebra — *see* Osteomyelitis, vertebra
- subacute M86.20
  - carpus M86.24 ☑
  - clavicle M86.21 ☑
  - femur M86.25 ☑
  - fibula M86.26 ☑
  - finger M86.24 ☑
  - humerus M86.22 ☑
  - mandible M27.2
  - metacarpus M86.24 ☑
  - metatarsus M86.27 ☑
  - multiple sites M86.29
  - neck M86.28
  - orbit H05.02 ☑
  - petrous bone — *see* Petrositis
  - radius M86.23 ☑
  - rib M86.28
  - scapula M86.21 ☑
  - skull M86.28
  - tarsus M86.27 ☑
  - tibia M86.26 ☑
  - toe M86.27 ☑
  - ulna M86.23 ☑
  - vertebra — *see* Osteomyelitis, vertebra

- syphilitic A52.77
  - congenital (early) A50.02 *[M90.80]*
- tuberculous — *see* Tuberculosis, bone
- typhoid A01.05
- vertebra M46.20
  - cervical region M46.22
  - cervicothoracic region M46.23
  - lumbar region M46.26
  - lumbosacral region M46.27
  - occipito-atlanto-axial region M46.21
  - sacrococcygeal region M46.28
  - thoracic region M46.24
  - thoracolumbar region M46.25

Osteomyelofibrosis D47.4

Osteomyelosclerosis D75.89

Osteonecrosis M87.9

- due to
  - drugs — *see* Osteonecrosis, secondary, due to, drugs
  - trauma — *see* Osteonecrosis, secondary, due to, trauma
- idiopathic aseptic M87.00
  - ankle M87.07 ☑
  - carpus M87.03 ☑
  - clavicle M87.01 ☑
  - femur M87.05 ☑
  - fibula M87.06 ☑
  - finger M87.04 ☑
  - humerus M87.02 ☑
  - ilium M87.050
  - ischium M87.050
  - metacarpus M87.04 ☑
  - metatarsus M87.07 ☑

- multiple sites M87.09
- neck M87.08
- pelvis M87.050
- pubic ramus [pubis] M87.050
- radius M87.03 ☑
- rib M87.08
- scapula M87.01 ☑
- skull M87.08
- tarsus M87.07 ☑
- tibia M87.06 ☑
- toe M87.07 ☑
- ulna M87.03 ☑
- vertebra M87.08

secondary NEC M87.30

- carpus M87.33 ☑
- clavicle M87.31 ☑
- due to
  - drugs M87.10
    - carpus M87.13 ☑
    - clavicle M87.11 ☑
    - femur M87.15 ☑
    - fibula M87.16 ☑
    - finger M87.14 ☑
    - humerus M87.12 ☑
    - ilium M87.150
    - ischium M87.150
    - jaw M87.180
    - metacarpus M87.14 ☑
    - metatarsus M87.17 ☑
    - multiple sites M87.19
    - neck M87.188

- pubic ramus [pubis] M87.150
- radius M87.13 ☑
- rib M87.188
- scapula M87.11 ☑
- skull M87.188
- tarsus M87.17 ☑
- tibia M87.16 ☑
- toe M87.17 ☑
- ulna M87.13 ☑
- vertebra M87.188

hemoglobinopathy NEC D58.2 *[M90.50]*

- carpus D58.2 *[M90.54 ☑]*
- clavicle D58.2 *[M90.51 ☑]*
- femur D58.2 *[M90.55 ☑]*
- fibula D58.2 *[M90.56 ☑]*
- finger D58.2 *[M90.54 ☑]*
- humerus D58.2 *[M90.52 ☑]*
- ilium D58.2 *[M90.58]*
- ischium D58.2 *[M90.58]*
- metacarpus D58.2 *[M90.54 ☑]*
- metatarsus D58.2 *[M90.57 ☑]*
- multiple sites D58.2 *[M90.59]*
- neck D58.2 *[M90.58]*
- pubic ramus *[pubis]* D58.2 *[M90.58]*
- radius D58.2 *[M90.53 ☑]*
- rib D58.2 *[M90.58]*
- scapula D58.2 *[M90.51 ☑]*
- skull D58.2 *[M90.58]*
- specified NEC D58.2 *[M90.58]*
- tarsus D58.2 *[M90.57 ☑]*
- tibia D58.2 *[M90.56 ☑]*
- toe D58.2 *[M90.57 ☑]*
- ulna D58.2 *[M90.53 ☑]*
- vertebra D58.2 *[M90.58]*

- trauma (previous) M87.20
  - carpus M87.23 ☑
  - clavicle M87.21 ☑
  - femur M87.25 ☑
  - fibula M87.26 ☑
  - finger M87.24 ☑
  - humerus M87.22 ☑
  - ilium M87.250
  - ischium M87.250
  - metacarpus M87.24 ☑
  - metatarsus M87.27 ☑
  - multiple sites M87.29
  - neck M87.28
  - pubic ramus [pubis] M87.250
  - radius M87.23 ☑
  - rib M87.28
  - scapula M87.21 ☑
  - skull M87.28
  - tarsus M87.27 ☑
  - tibia M87.26 ☑
  - toe M87.27 ☑
  - ulna M87.23 ☑
  - vertebra M87.28
- femur M87.35 ☑
- fibula M87.36 ☑
- finger M87.34 ☑
- humerus M87.32 ☑
- ilium M87.350
- in
  - caisson disease T70.3 ☑ *[M90.50]*

carpus T70.3 ☑ *[M90.54 ☑]*
clavicle T70.3 ☑ *[M90.51 ☑]*
femur T70.3 ☑ *[M90.55 ☑]*
fibula T70.3 ☑ *[M90.56 ☑]*
finger T70.3 ☑ *[M90.54 ☑]*
humerus T70.3 ☑ *[M90.52 ☑]*
ilium T70.3 ☑ *[M90.58]*
ischium T70.3 ☑ *[M90.58]*
metacarpus T70.3 ☑ *[M90.54 ☑]*
metatarsus T70.3 ☑ *[M90.57 ☑]*
multiple sites T70.3 ☑ *[M90.59]*
neck T70.3 ☑ *[M90.58]*
pubic ramus *[pubis]* T70.3 ☑ *[M90.58]*
radius T70.3 ☑ *[M90.53 ☑]*
rib T70.3 ☑ *[M90.58]*
scapula T70.3 ☑ *[M90.51 ☑]*
skull T70.3 ☑ *[M90.58]*
tarsus T70.3 ☑ *[M90.57 ☑]*
tibia T70.3 ☑ *[M90.56 ☑]*
toe T70.3 ☑ *[M90.57 ☑]*
ulna T70.3 ☑ *[M90.53 ☑]*
vertebra T70.3 ☑ *[M90.58]*

ischium M87.350
metacarpus M87.34 ☑
metatarsus M87.37 ☑
multiple site M87.39
neck M87.38
pubic ramus [pubis] M87.350
radius M87.33 ☑
rib M87.38
scapula M87.319
skull M87.38
tarsus M87.379
tibia M87.366
toe M87.379
ulna M87.33 ☑
vertebra M87.38

- specified type NEC M87.80
  - carpus M87.83 ☑
  - clavicle M87.81 ☑
  - femur M87.85 ☑
  - fibula M87.86 ☑
  - finger M87.84 ☑
  - humerus M87.82 ☑
  - ilium M87.850
  - ischium M87.850
  - metacarpus M87.84 ☑
  - metatarsus M87.87 ☑
  - multiple sites M87.89
  - neck M87.88
  - pubic ramus [pubis] M87.850
  - radius M87.83 ☑
  - rib M87.88
  - scapula M87.81 ☑
  - skull M87.88
  - tarsus M87.87 ☑
  - tibia M87.86 ☑
  - toe M87.87 ☑
  - ulna M87.83 ☑
  - vertebra M87.88
- **Osteo-onycho-arthro-dysplasia** Q87.2
- **Osteo-onychodysplasia,** hereditary Q87.2
- **Osteopathia** condensans disseminata Q78.8
- **Osteopathy** (*see also* Osteomyelitis, Osteonecrosis, Osteoporosis)
  - after poliomyelitis M89.60

- carpus M89.64 ☑
- clavicle M89.61 ☑
- femur M89.65 ☑
- fibula M89.66 ☑
- finger M89.64 ☑
- humerus M89.62 ☑
- ilium M89.68
- ischium M89.68
- metacarpus M89.64 ☑
- metatarsus M89.67 ☑
- multiple sites M89.69
- neck M89.68
- pubic ramus [pubis] M89.68
- radius M89.63 ☑
- rib M89.68
- scapula M89.61 ☑
- skull M89.68
- tarsus M89.67 ☑
- tibia M89.66 ☑
- toe M89.67 ☑
- ulna M89.63 ☑
- vertebra M89.68

in (due to)

- renal osteodystrophy N25.0
- specified diseases classified elsewhere — *see* subcategory M90.8 ☑

Osteopenia M85.8 ☑

- borderline M85.8 ☑

Osteoperiostitis — *see* Osteomyelitis, specified type NEC

Osteopetrosis (familial) Q78.2

Osteophyte M25.70

- ankle M25.77 ☑
- elbow M25.72 ☑
- foot joint M25.77 ☑
- hand joint M25.74 ☑
- hip M25.75 ☑
- knee M25.76 ☑
- shoulder M25.71 ☑
- spine M25.78
- vertebrae M25.78
- wrist M25.73 ☑

Osteopoikilosis Q78.8

Osteoporosis (female) (male) M81.0

- with current pathological fracture M80.00 ☑
- age-related M81.0
  - with current pathologic fracture M80.00 ☑
    - carpus M80.04 ☑
    - clavicle M80.01 ☑
    - femur M80.05 ☑
    - fibula M80.06 ☑
    - finger M80.04 ☑
    - hip M80.05 ☑
    - humerus M80.02 ☑
    - ilium M80.0B ☑
    - ischium M80.0B ☑
    - metacarpus M80.04 ☑
    - metatarsus M80.07 ☑
    - pelvis M80.0B ☑
    - pubic ramus [pubis] M80.0B ☑
    - radius M80.03 ☑
    - rib(s) M80.0A ☑
    - scapula M80.01 ☑
    - site specified NEC M80.0A ☑
    - tarsus M80.07 ☑
    - tibia M80.06 ☑
    - toe M80.07 ☑
    - ulna M80.03 ☑
    - vertebra M80.08 ☑

- disuse M81.8
  - with current pathological fracture M80.80 ☑
    - carpus M80.84 ☑
    - clavicle M80.81 ☑
    - femur M80.85 ☑
    - fibula M80.86 ☑
    - finger M80.84 ☑
    - hip M80.85 ☑
    - humerus M80.82 ☑
    - ilium M80.8B ☑
    - ischium M80.8B ☑
    - metacarpus M80.84 ☑
    - metatarsus M80.87 ☑
    - pelvis M80.8B ☑
    - pubic ramus [pubis] M80.8B ☑
    - radius M80.83 ☑
    - scapula M80.81 ☑
    - site specified NEC M80.8A ☑
    - tarsus M80.87 ☑
    - tibia M80.86 ☑
    - toe M80.87 ☑
    - ulna M80.83 ☑
    - vertebra M80.88 ☑
- drug-induced — *see* Osteoporosis, specified type NEC
- idiopathic — *see* Osteoporosis, specified type NEC
- involutional — *see* Osteoporosis, age-related
- Lequesne M81.6
- localized M81.6
- postmenopausal M81.0
  - with pathological fracture M80.00 ☑

- carpus M80.04 ☑
- clavicle M80.01 ☑
- femur M80.05 ☑
- fibula M80.06 ☑
- finger M80.04 ☑
- hip M80.05 ☑
- humerus M80.02 ☑
- ilium M80.0A ☑
- ischium M80.0A ☑
- metacarpus M80.04 ☑
- metatarsus M80.07 ☑
- pelvis M80.0B ☑
- pubic ramus [pubis] M80.8B ☑
- radius M80.03 ☑
- scapula M80.01 ☑
- site specified NEC M80.0A ☑
- tarsus M80.07 ☑
- tibia M80.06 ☑
- toe M80.07 ☑
- ulna M80.03 ☑
- vertebra M80.08 ☑

postoophorectomy — *see* Osteoporosis, specified type NEC
postsurgical malabsorption — *see* Osteoporosis, specified type NEC
post-traumatic — *see* Osteoporosis, specified type NEC
senile — *see* Osteoporosis, age-related
specified type NEC M81.8
- with pathological fracture M80.80 ☑

- carpus M80.84 ☑
- clavicle M80.81 ☑
- femur M80.85 ☑
- fibula M80.86 ☑
- finger M80.84 ☑
- hip M80.85 ☑
- humerus M80.82 ☑
- ilium M80.8B ☑
- ischium M80.8B ☑
- metacarpus M80.84 ☑
- metatarsus M80.87 ☑
- pelvis M80.8B ☑
- pubic ramus [pubis] M80.8B ☑
- radius M80.83 ☑
- scapula M80.81 ☑
- site specified NEC M80.8A ☑
- tarsus M80.87 ☑
- tibia M80.86 ☑
- toe M80.87 ☑
- ulna M80.83 ☑
- vertebra M80.88 ☑

Osteopsathyrosis (idiopathica) Q78.0

Osteoradionecrosis, jaw (acute) (chronic) (lower) (suppurative) (upper) M27.2

Osteosarcoma (any form) — *see* Neoplasm, bone, malignant

Osteosclerosis Q78.2

- acquired M85.8 ☑
- congenita Q77.4
- fragilitas (generalisata) Q78.2
- myelofibrosis D75.81

Osteosclerotic anemia D64.89

Osteosis

- cutis L94.2
- renal fibrocystic N25.0

Österreicher-Turner syndrome Q87.2

Ostium
- atrioventriculare commune Q21.23
- primum (arteriosum) (defect) (persistent) Q21.20
- secundum (arteriosum) (defect) (patent) (persistent) Q21.11

Ostrum-Furst syndrome Q75.8

Otalgia — *see* subcategory H92.0 ☑

Otitis (acute) H66.90
- with effusion (*see also* Otitis, media, nonsuppurative)
  - purulent — *see* Otitis, media, suppurative
- adhesive — *see* subcategory H74.1 ☑
- chronic (*see also* Otitis, media, chronic)
  - with effusion (*see also* Otitis, media, nonsuppurative, chronic)
- externa H60.9 ☑
  - abscess — *see* Abscess, ear, external
  - acute (noninfective) H60.50 ☑
    - actinic H60.51 ☑
    - chemical H60.52 ☑
    - contact H60.53 ☑
    - eczematoid H60.54 ☑
    - infective — *see* Otitis, externa, infective
    - reactive H60.55 ☑
    - specified NEC H60.59 ☑
  - cellulitis — *see* Cellulitis, ear
  - chronic H60.6 ☑
  - diffuse — *see* Otitis, externa, infective, diffuse
  - hemorrhagic — *see* Otitis, externa, infective, hemorrhagic
  - in (due to)

- aspergillosis B44.89
- candidiasis B37.84
- erysipelas A46 *[H62.4 ☑]*
- herpes (simplex) virus infection B00.1
  - zoster B02.8
- impetigo L01.00 *[H62.4 ☑]*
- infectious disease NEC B99 ☑ *[H62.4 ☑]*
- mycosis NEC B36.9 *[H62.4 ☑]*
- parasitic disease NEC B89 *[H62.4 ☑]*
- viral disease NEC B34.9 *[H62.4 ☑]*
- zoster B02.8

infective NEC H60.39 ☑
- abscess — *see* Abscess, ear, external
- cellulitis — *see* Cellulitis, ear
- diffuse H60.31 ☑
- hemorrhagic H60.32 ☑
- swimmer's ear — *see* Swimmer's, ear

malignant H60.2 ☑

mycotic NEC B36.9 *[H62.4 ☑]*
- in
  - aspergillosis B44.89
  - candidiasis B37.84
  - moniliasis B37.84

necrotizing — *see* Otitis, externa, malignant

Pseudomonas aeruginosa — *see* Otitis, externa, malignant

reactive — *see* Otitis, externa, acute, reactive

specified NEC — *see* subcategory H60.8 ☑

tropical NEC B36.9 *[H62.4 ☑]*
- in
  - aspergillosis B44.89
  - candidiasis B37.84
  - moniliasis B37.84

- insidiosa — *see* Otosclerosis
- interna — *see* subcategory H83.0 ☑
- media (hemorrhagic) (staphylococcal) (streptococcal) H66.9 ☑
  - with effusion (nonpurulent) — *see* Otitis, media, nonsuppurative
  - acute, subacute H66.90
    - allergic — *see* Otitis, media, nonsuppurative, acute, allergic
    - exudative — *see* Otitis, media, suppurative, acute
    - mucoid — *see* Otitis, media, nonsuppurative, acute
    - necrotizing (*see also* Otitis, media, suppurative, acute)
      - in
        - measles B05.3
        - scarlet fever A38.0
    - nonsuppurative NEC — *see* Otitis, media, nonsuppurative, acute
    - purulent — *see* Otitis, media, suppurative, acute
    - sanguinous — *see* Otitis, media, nonsuppurative, acute
    - secretory — *see* Otitis, media, nonsuppurative, acute, serous
    - seromucinous — *see* Otitis, media, nonsuppurative, acute
    - serous — *see* Otitis, media, nonsuppurative, acute, serous
    - suppurative — *see* Otitis, media, suppurative, acute
  - allergic — *see* Otitis, media, nonsuppurative
  - catarrhal — *see* Otitis, media, nonsuppurative
  - chronic H66.90
    - with effusion (nonpurulent) — *see* Otitis, media, nonsuppurative, chronic
    - allergic — *see* Otitis, media, nonsuppurative, chronic, allergic
    - benign suppurative — *see* Otitis, media, suppurative, chronic, tubotympanic
    - catarrhal — *see* Otitis, media, nonsuppurative, chronic, serous
    - exudative — *see* Otitis, media, nonsuppurative, chronic
    - mucinous — *see* Otitis, media, nonsuppurative, chronic, mucoid
    - mucoid — *see* Otitis, media, nonsuppurative, chronic, mucoid
    - nonsuppurative NEC — *see* Otitis, media, nonsuppurative, chronic
    - purulent — *see* Otitis, media, suppurative, chronic
    - secretory — *see* Otitis, media, nonsuppurative, chronic, mucoid
    - seromucinous — *see* Otitis, media, nonsuppurative, chronic
    - serous — *see* Otitis, media, nonsuppurative, chronic, serous
    - suppurative — *see* Otitis, media, suppurative, chronic
    - transudative — *see* Otitis, media, nonsuppurative, chronic, mucoid

- exudative — *see* Otitis, media, suppurative
- in (due to) (with)
  - influenza — *see* Influenza, with, otitis media
  - measles B05.3
  - scarlet fever A38.0
  - tuberculosis A18.6
  - viral disease NEC B34. ☑ *[H67. ☑]*
- mucoid — *see* Otitis, media, nonsuppurative
- nonsuppurative H65.9 ☑
  - acute or subacute NEC H65.19 ☑
    - allergic H65.11 ☑
      - recurrent H65.11 ☑
    - recurrent H65.19 ☑
    - secretory — *see* Otitis, media, nonsuppurative, serous
    - serous H65.0 ☑
      - recurrent H65.0 ☑
  - chronic H65.49 ☑
    - allergic H65.41 ☑
    - mucoid H65.3 ☑
    - serous H65.2 ☑
- postmeasles B05.3
- purulent — *see* Otitis, media, suppurative
- secretory — *see* Otitis, media, nonsuppurative
- seromucinous — *see* Otitis, media, nonsuppurative
- serous — *see* Otitis, media, nonsuppurative
- suppurative H66.4 ☑
  - acute H66.00 ☑
    - with rupture of ear drum H66.01 ☑
    - recurrent H66.00 ☑
      - with rupture of ear drum H66.01 ☑
  - chronic (*see also* subcategory) H66.3 ☑

- atticoantral H66.2
- benign — *see* Otitis, media, suppurative, chronic, tubotympanic
- tubotympanic H66.1
- transudative — *see* Otitis, media, nonsuppurative
- tuberculous A18.6

Otocephaly Q18.2

Otolith syndrome — *see* subcategory H81.8

Otomycosis (diffuse) NEC B36.9 *[H62.4]*

- in
  - aspergillosis B44.89
  - candidiasis B37.84
  - moniliasis B37.84

Otoporosis — *see* Otosclerosis

Otorrhagia (nontraumatic) H92.2

- traumatic - code by Type of injury

Otorrhea H92.1

- cerebrospinal (fluid) G96.01
  - postoperative G96.08
  - specified NEC G96.08
  - spontaneous G96.01
  - traumatic G96.08

Otosclerosis (general) H80.9

- cochlear (endosteal) H80.2
- involving
  - otic capsule — *see* Otosclerosis, cochlear
  - oval window
    - nonobliterative H80.0
    - obliterative H80.1
  - round window — *see* Otosclerosis, cochlear
- nonobliterative — *see* Otosclerosis, involving, oval window, nonobliterative
- obliterative — *see* Otosclerosis, involving, oval window, obliterative
- specified NEC H80.8

Otospongiosis — *see* Otosclerosis
Otto's disease or pelvis M24.7
Outcome of delivery Z37.9
- multiple births Z37.9
  - all liveborn Z37.50
    - quadruplets Z37.52
    - quintuplets Z37.53
    - sextuplets Z37.54
    - specified number NEC Z37.59
    - triplets Z37.51
  - all stillborn Z37.7
  - some liveborn Z37.60
    - quadruplets Z37.62
    - quintuplets Z37.63
    - sextuplets Z37.64
    - specified number NEC Z37.69
    - triplets Z37.61
- single NEC Z37.9
  - liveborn Z37.0
  - stillborn Z37.1
- twins NEC Z37.9
  - both liveborn Z37.2
  - both stillborn Z37.4
  - one liveborn, one stillborn Z37.3

Outlet — *see* condition
Ovalocytosis (congenital) (hereditary) — *see* Elliptocytosis
Ovarian — *see* Condition
Ovariocele N83.4 ☑
Ovaritis (cystic) — *see* Oophoritis
Ovary, ovarian (*see also* condition)

- resistant syndrome E28.39
- vein syndrome N13.8

Overactive (*see also* Hyperfunction)
- adrenal cortex NEC E27.0
- bladder N32.81
- hypothalamus E23.3
- thyroid — *see* Hyperthyroidism

Overactivity R46.3
- child — *see* Disorder, attention-deficit hyperactivity

Overbite (deep) (excessive) (horizontal) (vertical) M26.29

Overbreathing — *see* Hyperventilation

Overconscientious personality F60.5

Overdevelopment — *see* Hypertrophy

Overdistension — *see* Distension

Overdose, overdosage (drug) — *see* Table of Drugs and Chemicals, by drug, poisoning

Overeating R63.2
- nonorganic origin F50.89
- psychogenic F50.89

Overexertion (effects) (exhaustion) T73.3 ☑

Overexposure (effects) T73.9 ☑
- exhaustion T73.2 ☑

Overfeeding — *see* Overeating
- newborn P92.4

Overfill, endodontic M27.52

Overgrowth
- bacterial
  - small intestinal K63.8219
    - hydrogen-subtype K63.8211
    - hydrogen sulfide-subtype K63.8212
- bone — *see* Hypertrophy, bone
- fungal
  - small intestinal K63.822
- intestinal methanogen K63.829

- **Overhanging** of dental restorative material (unrepairable) K08.52
- **Overheated** (places) (effects) — *see* Heat
- **Overjet** (excessive horizontal) M26.23
- **Overlaid,** overlying (suffocation) — *see* Asphyxia, traumatic, due to mechanical threat
- **Overlap,** excessive horizontal (teeth) M26.23
- **Overlapping** toe (acquired) (*see also* Deformity, toe, specified NEC)
  - congenital (fifth toe) Q66.89
- **Overload**
  - circulatory, due to transfusion (blood) (blood components) (TACO) E87.71
  - fluid E87.70
    - due to transfusion (blood) (blood components) E87.71
    - specified NEC E87.79
  - iron, due to repeated red blood cell transfusions E83.111
  - potassium (K) E87.5
  - sodium (Na) E87.0
- **Overnutrition** — *see* Hyperalimentation
- **Overproduction** (*see also* Hypersecretion)
  - ACTH E27.0
  - catecholamine E27.5
  - growth hormone E22.0
- **Overprotection,** child by parent Z62.1
- **Overriding**
  - aorta Q25.49
  - finger (acquired) — *see* Deformity, finger
    - congenital Q68.1
  - toe (acquired) (*see also* Deformity, toe, specified NEC)
    - congenital Q66.89
- **Overstrained** R53.83
  - heart — *see* Hypertrophy, cardiac

- **Overuse,** muscle NEC M70.8 ☑
- **Overweight** E66.3
- **Overworked** R53.83
- **Oviduct** — *see* condition
- **Ovotestis** Q56.0
- **Ovulation** (cycle)
  - failure or lack of N97.0
  - pain N94.0
- **Ovum** — *see* condition
- **Owren's** disease or syndrome (parahemophilia) D68.2
- **Ox** heart — *see* Hypertrophy, cardiac
- **Oxalosis** E72.53 ☑
- **Oxaluria** E72.53 ☑
- **Oxycephaly,** oxycephalic Q75.009
  - syphilitic, congenital A50.02
- **Oxyuriasis** B80
- **Oxyuris** vermicularis (infestation) B80
- **Ozena** J31.0

P

- **Pachyderma,** pachydermia L85.9
  - larynx (verrucosa) J38.7
- **Pachydermatocele** (congenital) Q82.8
- **Pachydermoperiostosis** (*see also* Osteoarthropathy, hypertrophic, specified type NEC)
  - clubbed nail M89.40 *[L62]*
- **Pachygyria** Q04.3
- **Pachymeningitis** (adhesive) (basal) (brain) (cervical) (chronic)(circumscribed) (external) (fibrous) (hemorrhagic) (hypertrophic) (internal) (purulent) (spinal) (suppurative) — *see* Meningitis
- **Pachyonychia** (congenital) Q84.5
- **Pacinian** tumor — *see* Neoplasm, skin, benign
- **Pad,** knuckle or Garrod's M72.1
- **Paget-Schroetter** syndrome I82.890
- **Paget's** disease
  - with infiltrating duct carcinoma — *see* Neoplasm, breast, malignant
  - bone M88.9
    - carpus M88.84 ☑
    - clavicle M88.81 ☑
    - femur M88.85 ☑
    - fibula M88.86 ☑
    - finger M88.84 ☑
    - humerus M88.82 ☑
    - ilium M88.88
    - in neoplastic disease — *see* Osteitis, deformans, in neoplastic disease
    - ischium M88.88
    - metacarpus M88.84 ☑
    - metatarsus M88.87 ☑
    - multiple sites M88.89
    - neck M88.88
    - pubic ramus [pubis] M88.88
    - radius M88.83 ☑
    - rib M88.88
    - scapula M88.81 ☑
    - skull M88.0

- specified NEC M88.88
- tarsus M88.87 ☑
- tibia M88.86 ☑
- toe M88.87 ☑
- ulna M88.83 ☑
- vertebra M88.1

breast (female) C50.01 ☑
- male C50.02 ☑

extramammary (*see also* Neoplasm, skin, malignant)
- anus C21.0
  - margin C44.590
  - skin C44.590

intraductal carcinoma — *see* Neoplasm, breast, malignant
malignant — *see* Neoplasm, skin, malignant
- breast (female) C50.01 ☑
  - male C50.02 ☑
- unspecified site (female) C50.01 ☑
  - male C50.02 ☑

mammary — *see* Paget's disease, breast
nipple — *see* Paget's disease, breast
osteitis deformans — *see* Paget's disease, bone

Pain(s) (*see also* Painful) R52
- abdominal R10.9
  - colic R10.83
  - generalized R10.84
    - with acute abdomen R10.0
  - lower R10.30
    - left quadrant R10.32
    - pelvic or perineal R10.20

- bilateral R10.23
- left R10.22
- right R10.21
- periumbilical R10.33
- right quadrant R10.31
- multiple sites R10.85
- rebound — *see* Tenderness, abdominal, rebound
- severe with abdominal rigidity R10.0
- tenderness — *see* Tenderness, abdominal
- upper R10.10
- epigastric R10.13
- left quadrant R10.12
- right quadrant R10.11

acute R52
- due to trauma G89.11
- neoplasm related G89.3
- postprocedural NEC G89.18
- post-thoracotomy G89.12
- specified by site - code to Pain, by site

adnexa (uteri) R10.20
anginoid — *see* Pain, precordial
anus K62.89
arm — *see* Pain, limb, upper
axillary (axilla) M79.62 ☑
back (postural) M54.9
bladder R39.89
- associated with micturition — *see* Micturition, painful
- chronic R39.82

- bone — *see* Disorder, bone, specified type NEC
- breast N64.4
- broad ligament R10.20
- cancer associated (acute) (chronic) G89.3
- cecum — *see* Pain, abdominal
- cervicobrachial M53.1
- chest (central) R07.9
  - anterior wall R07.89
  - atypical R07.89
  - ischemic I20.9
  - musculoskeletal R07.89
  - non-cardiac R07.89
  - on breathing R07.1
  - pleurodynia R07.81
  - precordial R07.2
  - wall (anterior) R07.89
- chronic G89.29
  - associated with significant psychosocial dysfunction G89.4
  - due to trauma G89.21
  - neoplasm related G89.3
  - postoperative NEC G89.28
  - postprocedural NEC G89.28
  - post-thoracotomy G89.22
  - specified NEC G89.29
- coccyx M53.3
- colon — *see* Pain, abdominal
- coronary — *see* Angina
- costochondral R07.1
- diaphragm R07.1
- due to cancer G89.3
- due to device, implant or graft (*see also* Complications, by site and type, specified NEC) T85.848 ☑

- arterial graft NEC T82.848 ☑
- breast (implant) T85.848 ☑
- catheter NEC T85.848 ☑
  - dialysis (renal) T82.848 ☑
    - intraperitoneal T85.848 ☑
  - infusion NEC T82.848 ☑
    - spinal (epidural) (subdural) T85.840 ☑
  - urinary (indwelling) T83.84 ☑
- electronic (electrode) (pulse generator) (stimulator)
  - bone T84.84 ☑
  - cardiac T82.847 ☑
  - nervous system (brain) (peripheral nerve) (spinal) T85.840 ☑
  - urinary T83.84 ☑
- fixation, internal (orthopedic) NEC T84.84 ☑
- gastrointestinal (bile duct) (esophagus) T85.848 ☑
- genital NEC T83.84 ☑
- heart NEC T82.847 ☑
- infusion NEC T85.848 ☑
- joint prosthesis T84.84 ☑
- ocular (corneal graft) (orbital implant) NEC T85.848 ☑
- orthopedic NEC T84.84 ☑
- specified NEC T85.848 ☑
- urinary NEC T83.84 ☑
- vascular NEC T82.848 ☑
- ventricular intracranial shunt T85.840 ☑

due to malignancy (primary) (secondary) G89.3

ear — *see* subcategory H92.0 ☑

epigastric, epigastrium R10.13

eye — *see* Pain, ocular

face, facial R51.9

- atypical G50.1

- female genital organs NEC N94.89
- finger — *see* Pain, limb, upper
- flank R10.A0
  - bilateral R10.A3
  - left R10.A2
  - right R10.A1
- foot — *see* Pain, limb, lower
- gallbladder K82.9
- gas (intestinal) R14.1
- gastric — *see* Pain, abdominal
- generalized NOS R52
- genital organ
  - female N94.89
  - male N50.89
- groin — *see* Pain, abdominal, lower
- hand — *see* Pain, limb, upper
- head — *see* Headache
- heart — *see* Pain, precordial
- infra-orbital — *see* Neuralgia, trigeminal
- intercostal R07.82
- intermenstrual N94.0
- jaw R68.84
- joint M25.50

- ankle M25.57 ☑
- elbow M25.52 ☑
- finger M25.54 ☑
- foot M25.57 ☑
- hand M25.54 ☑
- hip M25.55 ☑
- knee M25.56 ☑
- shoulder M25.51 ☑
- specified site NEC M25.59
- toe M25.57 ☑
- wrist M25.53 ☑

kidney N23
laryngeal R07.0
leg — *see* Pain, limb, lower
limb M79.609
- lower M79.60 ☑
  - foot M79.67 ☑
  - lower leg M79.66 ☑
  - thigh M79.65 ☑
  - toe M79.67 ☑
- upper M79.60 ☑
  - axilla M79.62 ☑
  - finger M79.64 ☑
  - forearm M79.63 ☑
  - hand M79.64 ☑
  - upper arm M79.62 ☑

loin M54.50
low back M54.50
- specified NEC M54.59
- vertebral end plate M54.51
- vertebrogenic M54.51

lumbar region M54.50

- vertebral end plate M54.51
- vertebrogenic M54.51

mandibular R68.84
mastoid — *see* subcategory H92.0 ☑
maxilla R68.84
menstrual (*see also* Dysmenorrhea) N94.6
metacarpophalangeal (joint) — *see* Pain, joint, hand
metatarsophalangeal (joint) — *see* Pain, joint, foot
mouth K13.79
muscle — *see* Myalgia
musculoskeletal (*see also* Pain, by site) M79.18
myofascial M79.18
nasal J34.89
nasopharynx J39.2
neck NEC M54.2
nerve NEC — *see* Neuralgia
neuromuscular — *see* Neuralgia
nose J34.89
ocular H57.1 ☑
ophthalmic — *see* Pain, ocular
orbital region — *see* Pain, ocular
ovary N94.89
over heart — *see* Pain, precordial
ovulation N94.0
pelvic (female) R10.20
- bilateral R10.23
- left R10.22
- right R10.21

penis N48.89
pericardial — *see* Pain, precordial
perineal, perineum R10.20

- bilateral R10.23
- left R10.22
- right R10.21

pharynx J39.2
pleura, pleural, pleuritic R07.81
postoperative NOS G89.18
postprocedural NOS G89.18
post-thoracotomy G89.12
precordial (region) R07.2
premenstrual N94.3
psychogenic (persistent) (any site) F45.41
radicular (spinal) — *see* Radiculopathy
rectum K62.89
respiration R07.1
retrosternal R07.2
rheumatoid, muscular — *see* Myalgia
rib R07.89
root (spinal) — *see* Radiculopathy
round ligament (stretch) R10.20
sacroiliac M53.3
sciatic — *see* Sciatica
scrotum N50.82
seminal vesicle N50.89
shoulder M25.51 ☑
spermatic cord N50.89
spinal root — *see* Radiculopathy
spine M54.9
- cervical M54.2
- low back M54.50
  - with sciatica M54.4 ☑
- thoracic M54.6

- stomach — *see* Pain, abdominal
- substernal R07.2
- suprapubic R10.24
- temporomandibular (joint) M26.62 ☑
- testis N50.81 ☑
- thoracic spine M54.6
  - with radicular and visceral pain M54.14
- throat R07.0
- tibia — *see* Pain, limb, lower
- toe — *see* Pain, limb, lower
- tongue K14.6
- tooth K08.89
- trigeminal — *see* Neuralgia, trigeminal
- tumor associated G89.3
- ureter N23
- urinary (organ) (system) N23
- uterus NEC N94.89
- vagina R10.20
- vertebral end plate — *see* Pain, vertebrogenic
- vertebrogenic M54.89
  - low back M54.51
  - lumbar M54.51
  - syndrome M54.89
- vesical R39.89
  - associated with micturition — *see* Micturition, painful
- vulva R10.20

Painful (*see also* Pain)

- coitus
  - female N94.10
  - male N53.12
  - psychogenic F52.6
- ejaculation (semen) N53.12
  - psychogenic F52.6

- erection — *see* Priapism
- feet syndrome E53.8
- joint replacement (hip) (knee) T84.84 ☑
- menstruation — *see* Dysmenorrhea
  - psychogenic F45.8
- micturition — *see* Micturition, painful
- respiration R07.1
- scar NEC L90.5
- wire sutures T81.89 ☑

Painter's colic — *see* subcategory T56.0 ☑

Palate — *see* condition

Palatoplegia K13.79

Palatoschisis — *see* Cleft, palate

Palilalia R48.8

Palliative care Z51.5

Pallor R23.1
- optic disc, temporal — *see* Atrophy, optic

Palmar (*see also* condition)
- fascia — *see* condition

Palpable
- cecum K63.89
- kidney N28.89
- ovary N83.8
- prostate N42.9
- spleen — *see* Splenomegaly

Palpitations (heart) R00.2
- psychogenic F45.8

Palsy (*see also* Paralysis) G83.9
- atrophic diffuse (progressive) G12.22
- Bell's (*see also* Palsy, facial)
  - newborn P11.3

- brachial plexus NEC G54.0
  - newborn (birth injury) P14.3
- brain — *see* Palsy, cerebral
- bulbar (progressive) (chronic) G12.22
  - of childhood (Fazio-Londe) G12.1
  - pseudo NEC G12.29
  - supranuclear (progressive) G23.1
- cerebral (congenital) G80.9
  - ataxic G80.4
  - athetoid G80.3
  - choreathetoid G80.3
  - diplegic G80.8
    - spastic G80.1
  - dyskinetic G80.3
    - athetoid G80.3
    - choreathetoid G80.3
    - distonic G80.3
  - dystonic G80.3
  - hemiplegic G80.8
    - spastic G80.2
  - mixed G80.8
  - monoplegic G80.8
    - spastic G80.1
  - paraplegic G80.8
    - spastic G80.1
  - quadriplegic G80.8
    - spastic G80.0
  - spastic G80.1

- diplegic G80.1
- hemiplegic G80.2
- monoplegic G80.1
- quadriplegic G80.0
- specified NEC G80.1
- tetraplegic G80.0

- specified NEC G80.8
- syphilitic A52.12
  - congenital A50.49
- tetraplegic G80.8
  - spastic G80.0

- cranial nerve (*see also* Disorder, nerve, cranial)
  - multiple G52.7
    - in
      - infectious disease B99 ☑ *[G53]*
      - neoplastic disease (*see also* Neoplasm) D49.9 *[G53]*
      - parasitic disease B89 *[G53]*
      - sarcoidosis D86.82
- creeping G12.22
- diver's T70.3 ☑
- Erb's P14.0
- facial G51.0
  - newborn (birth injury) P11.3
- glossopharyngeal G52.1
- Klumpke (-Déjérine) P14.1
- lead — *see* subcategory T56.0 ☑
- median nerve (tardy) G56.1 ☑
- nerve G58.9
  - specified NEC G58.8

- peroneal nerve (acute) (tardy) G57.3 ☑
- progressive supranuclear G23.1
- pseudobulbar NEC G12.29
- radial nerve (acute) G56.3 ☑
- seventh nerve (*see also* Palsy, facial)
  - newborn P11.3
- shaking — *see* Parkinsonism
- spastic (cerebral) (spinal) G80.1
- ulnar nerve (tardy) G56.2 ☑
- wasting G12.29

Paludism — *see* Malaria

Panangiitis M30.0

Panaris, panaritium (*see also* Cellulitis, digit)
- with lymphangitis — *see* Lymphangitis, acute, digit

Panarteritis nodosa M30.0
- brain or cerebral I67.7

Pancake heart R93.1
- with cor pulmonale (chronic) I27.81

Pancarditis (acute) (chronic) I51.89
- rheumatic I09.89
  - active or acute I01.8

Pancoast's syndrome or tumor C34.1 ☑

Pancolitis (*see also* Colitis)
- ulcerative (chronic) K51.00
  - with
    - complication K51.019
    - abscess K51.014
    - fistula K51.013
    - obstruction K51.012
    - rectal bleeding K51.011
    - specified complication NEC K51.018

Pancreas, pancreatic — *see* condition
Pancreatitis (annular) (apoplectic) (calcareous) (edematous) (hemorrhagic) (malignant) (subacute) (suppurative) K85.90
- with necrosis (uninfected) K85.91
  - infected K85.92
- acute (without necrosis or infection) K85.90
  - with necrosis (uninfected) K85.91
    - infected K85.92
  - alcohol induced (without necrosis or infection) K85.20
    - with necrosis (uninfected) K85.21
      - infected K85.22
  - biliary (without necrosis or infection) K85.10
    - with necrosis (uninfected) K85.11
      - infected K85.12
  - drug induced (without necrosis or infection) K85.30
    - with necrosis (uninfected) K85.31
      - infected K85.32
  - gallstone (without necrosis or infection) K85.10
    - with necrosis (uninfected) K85.11
      - infected K85.12
  - idiopathic (without necrosis or infection) K85.00
    - with necrosis (uninfected) K85.01
      - infected K85.02
  - specified NEC (without necrosis or infection) K85.80
    - with necrosis (uninfected) K85.81
      - infected K85.82
- chronic (infectious) K86.1
  - alcohol-induced K86.0
  - recurrent K86.1
  - relapsing K86.1

- cystic (chronic) K86.1
- cytomegaloviral B25.2
- fibrous (chronic) K86.1
- gangrenous — *see* Pancreatitis, acute
- gallstone (without necrosis or infection) K85.10
  - with necrosis (uninfected) K85.11
    - infected K85.12
- interstitial (chronic) K86.1
  - acute (*see also* Pancreatitis, acute) K85.80
- mumps B26.3
- recurrent
  - acute — *see* Pancreatitis, acute by type
  - chronic K86.1
- relapsing, chronic K86.1
- syphilitic A52.74

Pancreatoblastoma — *see* Neoplasm, pancreas, malignant

Pancreolithiasis K86.89

Pancytolysis D75.89

Pancytopenia (acquired) D61.818
- with
  - malformations D61.09
  - myelodysplastic syndrome — *see* Syndrome, myelodysplastic, pancytopenia (acquired)
- antineoplastic chemotherapy induced D61.810
- congenital D61.09
- drug-induced NEC D61.811
- Fanconi D61.03

PANDAS (pediatric autoimmune neuropsychiatric disorders associated with streptococcal infections syndrome) D89.89

Panencephalitis, subacute, sclerosing A81.1

Panhematopenia D61.9
- congenital D61.09
- constitutional D61.09
- splenic, primary D73.1

- **Panhemocytopenia** D61.9
  - congenital D61.09
  - constitutional D61.09
- **Panhypogonadism** E29.1
- **Panhypopituitarism** E23.0
  - prepubertal E23.0
- **Panic** (attack) (state) F41.0
  - reaction to exceptional stress (transient) F43.0
- **Panmyelopathy,** familial, constitutional D61.09
- **Panmyelophthisis** D61.82
  - congenital D61.09
- **Panmyelosis** (acute) (with myelofibrosis) C94.4 ☑
- **Panner's** disease — *see* Osteochondrosis, juvenile, humerus
- **Panneuritis** endemica E51.11
- **Panniculitis** (nodular) (nonsuppurative) M79.3
  - back M54.00
    - cervical region M54.02
    - cervicothoracic region M54.03
    - lumbar region M54.06
    - lumbosacral region M54.07
    - multiple sites M54.09
    - occipito-atlanto-axial region M54.01
    - sacrococcygeal region M54.08
    - thoracic region M54.04
    - thoracolumbar region M54.05
  - lupus L93.2
  - mesenteric K65.4
  - neck M54.02
    - cervicothoracic region M54.03
    - occipito-atlanto-axial region M54.01
  - relapsing M35.6

- **Panniculus** adiposus (abdominal) E65
- **Pannus** (allergic) (cornea) (degenerativus) (keratic) H16.42 ☑
  - abdominal (symptomatic) E65
  - trachomatosus, trachomatous (active) A71.1
- **Panophthalmitis** H44.01 ☑
- **Pansynostosis** Q75.052
- **Pansinusitis** (chronic) (hyperplastic) (nonpurulent) (purulent) J32.4
  - acute J01.40
    - recurrent J01.41
  - tuberculous A15.8
- **Panuveitis** (sympathetic) H44.11 ☑
- **Panvalvular** disease I08.9
  - specified NEC I08.8
- **PAPA** (pyogenic arthritis, pyoderma gangrenosum, and acne syndrome) M04.8
- **Papanicolaou** smear, cervix Z12.4
  - as part of routine gynecological examination Z01.419
    - with abnormal findings Z01.411
  - for suspected neoplasm Z12.4
  - nonspecific abnormal finding R87.619
  - routine Z01.419
    - with abnormal findings Z01.411
- **Papilledema** (choked disc) H47.10
  - associated with
    - decreased ocular pressure H47.12
    - increased intracranial pressure H47.11
    - retinal disorder H47.13
  - Foster-Kennedy syndrome H47.14 ☑
- **Papillitis** H46.00

- anus K62.89
- chronic lingual K14.4
- necrotizing, kidney N17.2
- optic H46.0 ☑
- rectum K62.89
- renal, necrotizing N17.2
- tongue K14.0

Papilloma (*see also* Neoplasm, benign, by site)
- acuminatum (female) (male) (anogenital) A63.0
- basal cell L82.1
  - inflamed L82.0
- benign pinta (primary) A67.0
- bladder (urinary) (transitional cell) D41.4
- choroid plexus (lateral ventricle) (third ventricle) D33.0
  - anaplastic C71.5
  - fourth ventricle D33.1
  - malignant C71.5
- renal pelvis (transitional cell) D41.1 ☑
  - benign D30.1 ☑
- Schneiderian
  - specified site — *see* Neoplasm, benign, by site
  - unspecified site D14.0
- serous surface
  - borderline malignancy
    - specified site — *see* Neoplasm, uncertain behavior, by site
    - unspecified site D39.10
  - specified site — *see* Neoplasm, benign, by site
  - unspecified site D27.9
- transitional (cell)
  - bladder (urinary) D41.4
  - inverted type — *see* Neoplasm, uncertain behavior, by site
  - renal pelvis D41.1 ☑
  - ureter D41.2 ☑

- ureter (transitional cell) D41.2 ☑
  - benign D30.2 ☑
- urothelial — *see* Neoplasm, uncertain behavior, by site
- villous — *see* Neoplasm, uncertain behavior, by site
  - adenocarcinoma in — *see* Neoplasm, malignant, by site
    - in situ — *see* Neoplasm, in situ
- yaws, plantar or palmar A66.1

Papillomata, multiple, of yaws A66.1

Papillomatosis (*see also* Neoplasm, benign, by site)
- confluent and reticulated L83
- cystic, breast — *see* Mastopathy, cystic
- ductal, breast — *see* Mastopathy, cystic
- intraductal (diffuse) — *see* Neoplasm, benign, by site
- subareolar duct D24 ☑

Papillomavirus, as cause of disease classified elsewhere B97.7

Papillon-Léage and Psaume syndrome Q87.0

Papule(s) R23.8
- carate (primary) A67.0
- fibrous, of nose D22.39
- Gottron's L94.4
- pinta (primary) A67.0

Papulosis
- lymphomatoid C86.6 ☑
- malignant I77.89

Papyraceous fetus O31.0 ☑

Para-albuminemia E88.09

Paracephalus Q89.7

Parachute mitral valve Q23.2

Paracoccidioidomycosis B41.9

- disseminated B41.7
- generalized B41.7
- mucocutaneous-lymphangitic B41.8
- pulmonary B41.0
- specified NEC B41.8
- visceral B41.8

Paradentosis K05.4

Paraffinoma T88.8 ☑

Paraganglioma D44.7

- adrenal D35.0 ☑
  - malignant C74.1 ☑
- aortic body D44.7
  - malignant C75.5
- carotid body D44.6
  - malignant C75.4
- chromaffin (*see also* Neoplasm, benign, by site)
  - malignant — *see* Neoplasm, malignant, by site
- extra-adrenal D44.7
  - malignant C75.5
    - specified site — *see* Neoplasm, malignant, by site
    - unspecified site C75.5
  - specified site — *see* Neoplasm, uncertain behavior, by site
  - unspecified site D44.7
- gangliocytic D13.2
  - specified site — *see* Neoplasm, benign, by site
  - unspecified site D13.2
- glomus jugulare D44.7
  - malignant C75.5
- jugular D44.7
- malignant C75.5

specified site — *see* Neoplasm, malignant, by site
unspecified site C75.5
nonchromaffin D44.7
malignant C75.5
specified site — *see* Neoplasm, malignant, by site
unspecified site C75.5
specified site — *see* Neoplasm, uncertain behavior, by site
unspecified site D44.7
parasympathetic D44.7
specified site — *see* Neoplasm, uncertain behavior, by site
unspecified site D44.7
specified site — *see* Neoplasm, uncertain behavior, by site
sympathetic D44.7
specified site — *see* Neoplasm, uncertain behavior, by site
unspecified site D44.7
unspecified site D44.7
Parageusia R43.2
psychogenic F45.8
Paragonimiasis B66.4
Paragranuloma, Hodgkin — *see* Lymphoma, Hodgkin, specified NEC
Parahemophilia (*see also* Defect, coagulation) D68.2
Parakeratosis R23.4
variegata L41.0
Paralysis, paralytic (complete) (incomplete) G83.9
with
syphilis A52.17
abducens, abducent (nerve) — *see* Strabismus, paralytic, sixth nerve
abductor, lower extremity G57.9 ☑
accessory nerve G52.8
accommodation (*see also* Paresis, of accommodation)
hysterical F44.89

- acoustic nerve (except Deafness) — *see* subcategory H93.3 ☑
- agitans (*see also* Parkinsonism) G20.C
  - arteriosclerotic G21.4
- alternating (oculomotor) G83.89
- amyotrophic G12.21
- ankle G57.9 ☑
- anus (sphincter) K62.89
- arm — *see* Monoplegia, upper limb
- ascending (spinal), acute G61.0
- association G12.29
- asthenic bulbar G70.00
  - with exacerbation (acute) G70.01
  - in crisis G70.01
- ataxic (hereditary) G11.9
  - general (syphilitic) A52.17
- atrophic G58.9
  - infantile, acute — *see* Poliomyelitis, paralytic
  - progressive G12.22
  - spinal (acute) — *see* Poliomyelitis, paralytic
- axillary G54.0
- Babinski-Nageotte's G83.89
- Bell's G51.0
  - newborn P11.3
- Benedikt's G46.3
- birth injury P14.9
  - spinal cord P11.5
- bladder (neurogenic) (sphincter) N31.2
- bowel, colon or intestine K56.0
- brachial plexus G54.0
  - birth injury P14.3
  - newborn (birth injury) P14.3
- brain G83.9

- diplegia G83.0
- triplegia G83.89

bronchial J98.09
Brown-Séquard G83.81
bulbar (chronic) (progressive) G12.22
- infantile — *see* Poliomyelitis, paralytic
- poliomyelitic — *see* Poliomyelitis, paralytic
- pseudo G12.29

bulbospinal G70.00
- with exacerbation (acute) G70.01
- in crisis G70.01

cardiac (*see also* Failure, heart) I50.9
cerebrocerebellar, diplegic G80.1
cervical
- plexus G54.2
- sympathetic G90.09

Céstan-Chenais G46.3
Charcot-Marie-Tooth type G60.0
Clark's G80.9
colon K56.0
compressed air T70.3 ☑
compression
- arm G56.9 ☑
- leg G57.9 ☑
- lower extremity G57.9 ☑
- upper extremity G56.9 ☑

congenital (cerebral) — *see* Palsy, cerebral
conjugate movement (gaze) (of eye) H51.0
- cortical (nuclear) (supranuclear) H51.0

- cordis — *see* Failure, heart
- cranial or cerebral nerve G52.9
- creeping G12.22
- crossed leg G83.89
- crutch — *see* Injury, brachial plexus
- deglutition R13.0
  - hysterical F44.4
- dementia A52.17
- descending (spinal) NEC G12.29
- diaphragm (flaccid) J98.6
  - due to accidental dissection of phrenic nerve during procedure — *see* Puncture, accidental complicating surgery
- digestive organs NEC K59.89
- diplegic — *see* Diplegia
- divergence (nuclear) H51.8
- diver's T70.3 ☑
- Duchenne's
  - birth injury P14.0
  - due to or associated with
    - motor neuron disease G12.22
    - muscular dystrophy G71.01
- due to intracranial or spinal birth injury — *see* Palsy, cerebral
- embolic (current episode) I63.4 ☑
- Erb (-Duchenne) (birth) (newborn) P14.0
- Erb's syphilitic spastic spinal A52.17
- esophagus K22.89
- eye muscle (extrinsic) H49.9
  - intrinsic (*see also* Paresis, of accommodation)
- facial (nerve) G51.0
  - birth injury P11.3
  - congenital P11.3
  - following operation NEC — *see* Puncture, accidental complicating surgery
  - newborn (birth injury) P11.3

- familial (recurrent) (periodic) G72.3
  - spastic G11.4
- fauces J39.2
- finger G56.9 ☑
- gait R26.1
- gastric nerve (nondiabetic) G52.2
- gaze, conjugate H51.0
- general (progressive) (syphilitic) A52.17
  - juvenile A50.45
- glottis J38.00
  - bilateral J38.02
  - unilateral J38.01
- gluteal G54.1
- Gubler (-Millard) G46.3
- hand — *see* Monoplegia, upper limb
- heart — *see* Arrest, cardiac
- hemiplegic — *see* Hemiplegia
- hyperkalemic periodic (familial) G72.3
- hypoglossal (nerve) G52.3
- hypokalemic periodic G72.3
- hysterical F44.4
- ileus K56.0
- infantile (*see also* Poliomyelitis, paralytic) A80.30
  - bulbar — *see* Poliomyelitis, paralytic
  - cerebral — *see* Palsy, cerebral
  - spastic — *see* Palsy, cerebral, spastic
- infective — *see* Poliomyelitis, paralytic
- inferior nuclear G83.9
- internuclear — *see* Ophthalmoplegia, internuclear
- intestine K56.0
- iris H57.09

- due to diphtheria (toxin) A36.89
- ischemic, Volkmann's (complicating trauma) T79.6 ☑
- Jackson's G83.89
- jake — *see* Poisoning, food, noxious, plant
- Jamaica ginger (jake) G62.2
- juvenile general A50.45
- Klumpke (-Déjérine) (birth) (newborn) P14.1
- labioglossal (laryngeal) (pharyngeal) G12.29
- Landry's G61.0
- laryngeal nerve (recurrent) (superior) (unilateral) J38.00
  - bilateral J38.02
  - unilateral J38.01
- larynx J38.00
  - bilateral J38.02
  - due to diphtheria (toxin) A36.2
  - unilateral J38.01
- lateral G12.23
- lead — *see* subcategory T56.0 ☑
- left side — *see* Hemiplegia
- leg G83.1 ☑
  - both — *see* Paraplegia
  - crossed G83.89
  - hysterical F44.4
  - psychogenic F44.4
  - transient or transitory R29.818
    - traumatic NEC — *see* Injury, nerve, leg
- levator palpebrae superioris — *see* Blepharoptosis, paralytic
- limb — *see* Monoplegia
- lip K13.0
- Lissauer's A52.17
- lower limb — *see* Monoplegia, lower limb
  - both — *see* Paraplegia

- lung J98.4
- median nerve G56.1 ☑
- medullary (tegmental) G83.89
- mesencephalic NEC G83.89
  - tegmental G83.89
- middle alternating G83.89
- Millard-Gubler-Foville G46.3
- monoplegic — *see* Monoplegia
- motor G83.9
- muscle, muscular NEC G72.89
  - due to nerve lesion G58.9
  - eye (extrinsic) H49.9
    - intrinsic — *see* Paresis, of accommodation
    - oblique — *see* Strabismus, paralytic, fourth nerve
  - iris sphincter H21.9
  - ischemic (Volkmann's) (complicating trauma) T79.6 ☑
  - progressive G12.21
  - progressive, spinal G12.25
  - spinal progressive G12.25
  - pseudohypertrophic G71.02
- musculocutaneous nerve G56.9 ☑
- musculospiral G56.9 ☑
- nerve (*see also* Disorder, nerve)
  - abducent — *see* Strabismus, paralytic, sixth nerve
  - accessory G52.8
  - auditory (except Deafness) — *see* subcategory H93.3 ☑
  - birth injury P14.9
  - cranial or cerebral G52.9
  - facial G51.0

- birth injury P11.3
- congenital P11.3
- newborn (birth injury) P11.3

fourth or trochlear — *see* Strabismus, paralytic, fourth nerve
newborn (birth injury) P14.9
oculomotor — *see* Strabismus, paralytic, third nerve
phrenic (birth injury) P14.2
radial G56.3 ☑
seventh or facial G51.0
- newborn (birth injury) P11.3

sixth or abducent — *see* Strabismus, paralytic, sixth nerve
syphilitic A52.15
third or oculomotor — *see* Strabismus, paralytic, third nerve
trigeminal G50.9
trochlear — *see* Strabismus, paralytic, fourth nerve
ulnar G56.2 ☑

normokalemic periodic G72.3
ocular H49.9
- alternating G83.89

oculofacial, congenital (Moebius) Q87.0
oculomotor (external bilateral) (nerve) — *see* Strabismus, paralytic, third nerve
palate (soft) K13.79
paratrigeminal G50.9
periodic (familial) (hyperkalemic) (hypokalemic) (myotonic) (normokalemic) (potassium sensitive) (secondary) G72.3
peripheral autonomic nervous system — *see* Neuropathy, peripheral, autonomic
peroneal (nerve) G57.3 ☑
pharynx J39.2
phrenic nerve G56.8 ☑
plantar nerve(s) G57.6 ☑
pneumogastric nerve G52.2
poliomyelitis (current) — *see* Poliomyelitis, paralytic
popliteal nerve G57.3 ☑
postepileptic transitory G83.84
progressive (atrophic) (bulbar) (spinal) G12.22

- general A52.17
- infantile acute — *see* Poliomyelitis, paralytic
- supranuclear G23.1

pseudobulbar G12.29
pseudohypertrophic (muscle) (*see also* Dystrophy, muscular, by type, if applicable) G71.0
psychogenic F44.4
quadriceps G57.9 ☑
quadriplegic — *see* Tetraplegia
radial nerve G56.3 ☑
rectus muscle (eye) H49.9
recurrent isolated sleep G47.53
respiratory (muscle) (system) (tract) R06.81

- center NEC G93.89
- congenital P28.89
- newborn P28.89

right side — *see* Hemiplegia
saturnine — *see* subcategory T56.0 ☑
sciatic nerve G57.0 ☑
senile G83.9
shaking — *see* Parkinsonism
shoulder G56.9 ☑
sleep, recurrent isolated G47.53
spastic G83.9

- cerebral — *see* Palsy, cerebral, spastic
- congenital (cerebral) — *see* Palsy, cerebral, spastic
- familial G11.4
- hereditary G11.4
- quadriplegic G80.0
- syphilitic (spinal) A52.17

sphincter, bladder — *see* Paralysis, bladder
spinal (cord) G83.9

- accessory nerve G52.8
- acute — *see* Poliomyelitis, paralytic
- ascending acute G61.0
- atrophic (acute) (*see also* Poliomyelitis, paralytic)
  - spastic, syphilitic A52.17
- congenital NEC — *see* Palsy, cerebral
- infantile — *see* Poliomyelitis, paralytic
- hereditary G95.89
- progressive G12.21
  - muscle G12.25
- sequelae NEC G83.89

sternomastoid G52.8

stomach K31.84
- diabetic — *see* Diabetes, by type, with gastroparesis
- nerve G52.2
  - diabetic — *see* Diabetes, by type, with gastroparesis

stroke — *see* Infarct, brain

subscapularis G56.8 ☑

supranuclear (progressive) G23.1

sympathetic G90.89
- cervical G90.09
- nervous system — *see* Neuropathy, peripheral, autonomic

syndrome G83.9
- specified NEC G83.89

syphilitic spastic spinal (Erb's) A52.17

thigh G57.9 ☑

throat J39.2
- diphtheritic A36.0
- muscle J39.2

- thrombotic (current episode) I63.3 ☑
- thumb G56.9 ☑
- tick — *see* Toxicity, venom, arthropod, specified NEC
- Todd's (postepileptic transitory paralysis) G83.84
- toe G57.6 ☑
- tongue K14.8
- transient R29.5
  - arm or leg NEC R29.818
  - traumatic NEC — *see* Injury, nerve
- trapezius G52.8
- traumatic, transient NEC — *see* Injury, nerve
- trembling — *see* Parkinsonism
- triceps brachii G56.9 ☑
- trigeminal nerve G50.9
- trochlear (nerve) — *see* Strabismus, paralytic, fourth nerve
- ulnar nerve G56.2 ☑
- upper limb — *see* Monoplegia, upper limb
- uremic N18.9 *[G99.8]*
- uveoparotitic D86.89
- uvula K13.79
  - postdiphtheritic A36.0
- vagus nerve G52.2
- vasomotor NEC G90.89
- velum palati K13.79
- vesical — *see* Paralysis, bladder
- vestibular nerve (except Vertigo) — *see* subcategory H93.3 ☑
- vocal cords J38.00
  - bilateral J38.02
  - unilateral J38.01

- Volkmann's (complicating trauma) T79.6 ☑
- wasting G12.29
- Weber's G46.3
- wrist G56.9 ☑

Paramedial urethrovesical orifice Q64.79

Paramenia N92.6

Parametritis (*see also* Disease, pelvis, inflammatory) N73.2
- acute N73.0
- complicating abortion — *see* Abortion, by type, complicated by, parametritis

Parametrium, parametric — *see* condition

Paramnesia — *see* Amnesia

Paramolar K00.1

Paramyloidosis E85.89

Paramyoclonus multiplex G25.3

Paramyotonia (congenita) G71.19

Parangi — *see* Yaws

Paranoia (querulans) F22
- senile F03 ☑

Paranoid
- dementia (senile) F03 ☑
  - praecox — *see* Schizophrenia
- personality F60.0
- psychosis (climacteric) (involutional) (menopausal) F22
  - psychogenic (acute) F23
  - senile F03 ☑
- reaction (acute) F23
  - chronic F22
- schizophrenia F20.0
- state (climacteric) (involutional) (menopausal) (simple) F22
  - senile F03 ☑

- tendencies F60.0
- traits F60.0
- trends F60.0
- type, psychopathic personality F60.0

Paraparesis — *see* Paraplegia

Paraphasia R47.02

Paraphilia F65.9

Paraphimosis (congenital) N47.2
- chancroidal A57

Paraphrenia, paraphrenic (late) F22
- schizophrenia F20.0

Paraplegia (lower) G82.20
- ataxic — *see* Degeneration, combined, spinal cord
- complete G82.21
- congenital (cerebral) G80.8
  - spastic G80.1
- familial spastic G11.4
- functional (hysterical) F44.4
- hereditary, spastic G11.4
- hysterical F44.4
- incomplete G82.22
- Pott's A18.01
- psychogenic F44.4
- spastic
  - Erb's spinal, syphilitic A52.17
  - hereditary G11.4
  - tropical G04.1
- syphilitic (spastic) A52.17
- traumatic
  - current injury - code to injury with seventh character A
    - sequela of previous injury - code to injury with seventh character S
- tropical spastic G04.1

- **Parapoxvirus** B08.60
  - specified NEC B08.69
- **Paraproteinemia** D89.2
  - benign (familial) D89.2
  - monoclonal D47.2
  - secondary to malignant disease D47.2
- **Parapsoriasis** L41.9
  - en plaques L41.4
  - guttata L41.1
  - large plaque L41.4
  - retiform, retiformis L41.5
  - small plaque L41.3
  - specified NEC L41.8
  - varioliformis (acuta) L41.0
- **Parasitic** (*see also* condition)
  - disease NEC B89
  - stomatitis B37.0
  - sycosis (beard) (scalp) B35.0
  - twin Q89.4
- **Parasitism** B89
  - intestinal B82.9
  - skin B88.9
  - specified — *see* Infestation
- **Parasitophobia** F40.218
- **Parasomnia** G47.50
  - due to
    - alcohol
      - abuse F10.182
      - dependence F10.282
      - use F10.982
    - amphetamines

- abuse F15.182
- dependence F15.282
- use F15.982

caffeine
- abuse F15.182
- dependence F15.282
- use F15.982

cocaine
- abuse F14.182
- dependence F14.282
- use F14.982

drug NEC
- abuse F19.182
- dependence F19.282
- use F19.982

opioid
- abuse F11.182
- dependence F11.282
- use F11.982

psychoactive substance NEC
- abuse F19.182
- dependence F19.282
- use F19.982

sedative, hypnotic, or anxiolytic
- abuse F13.182
- dependence F13.282
- use F13.982

stimulant NEC
- abuse F15.182
- dependence F15.282
- use F15.982

- in conditions classified elsewhere G47.54
- nonorganic origin F51.8
- organic G47.50
- specified NEC G47.59

Paraspadias Q54.9

Paraspasmus facialis G51.8

Parasuicide (attempt)
- history of (personal) Z91.51
  - in family Z81.8

Parathyroid gland — *see* condition

Parathyroid tetany E20.9

Paratrachoma A74.0

Paratyphilitis — *see* Appendicitis

Paratyphoid (fever) — *see* Fever, paratyphoid

Paratyphus — *see* Fever, paratyphoid

Paraurethral duct Q64.79

Paraurethritis (*see also* Urethritis)
- gonococcal (acute) (chronic) (with abscess) A54.1

Paravaccinia NEC B08.04

Paravaginitis — *see* Vaginitis

Parencephalitis (*see also* Encephalitis)
- sequelae G09

Parent-child conflict — *see* Conflict, parent-child
- estrangement NEC Z62.890

Paresis (*see also* Paralysis)
- accommodation — *see* Paresis, of accommodation
- Bernhardt's G57.1 ☑
- bladder (sphincter) (*see also* Paralysis, bladder)
  - tabetic A52.17
- bowel, colon or intestine K56.0
- extrinsic muscle, eye H49.9
- general (progressive) (syphilitic) A52.17

- juvenile A50.45
- heart — *see* Failure, heart
- insane (syphilitic) A52.17
- juvenile (general) A50.45
- of accommodation H52.52 ☑
- peripheral progressive (idiopathic) G60.3
- pseudohypertrophic (*see also* Dystrophy, muscular, by type, if applicable) G71.09
- senile G83.9
- syphilitic (general) A52.17
  - congenital A50.45
- vesical NEC N31.2

Paresthesia (*see also* Disturbance, sensation, skin) R20.2
- Bernhardt G57.1 ☑

Paretic — *see* condition

Parinaud's
- conjunctivitis H10.89
- oculoglandular syndrome H10.89
- ophthalmoplegia H49.88 ☑

Parkinsonism (idiopathic) (primary) G20.C
- with neurogenic orthostatic hypotension (symptomatic) G90.3
- arteriosclerotic G21.4
- dementia (*see also* Dementia, in, diseases specified elsewhere) G20.C *[F02.80]*
  - with behavioral disturbance (*see also* Dementia, in, diseases specified elsewhere) G20.C *[F02.81 ☑]*
- due to
  - drugs NEC G21.19
    - neuroleptic G21.11
- medication-induced NEC G21.19
- neuroleptic induced G21.11
- postencephalitic G21.3
- secondary G21.9
  - due to

- arteriosclerosis G21.4
- drugs NEC G21.19
  - neuroleptic G21.11
- encephalitis G21.3
- external agents NEC G21.2
- syphilis A52.19
- specified NEC G21.8

- syphilitic A52.19
- treatment-induced NEC G21.19
- vascular G21.4

Parkinson's disease, syndrome or tremor — *see* Parkinsonism

Parodontitis — *see* Periodontitis

Parodontosis K05.4

Paronychia (*see also* Cellulitis, digit)
- with lymphangitis — *see* Lymphangitis, acute, digit
- candidal (chronic) B37.2
- tuberculous (primary) A18.4

Parorexia (psychogenic) F50.89

Parosmia R43.1
- psychogenic F45.8

Parotid gland — *see* condition

Parotitis, parotiditis (allergic)(nonspecific toxic) (purulent) (septic) (suppurative) (*see also* Sialoadenitis)
- epidemic — *see* Mumps
- infectious — *see* Mumps
- postoperative K91.89
- surgical K91.89

Parrot fever A70

Parrot's disease (early congenital syphilitic pseudoparalysis) A50.02

Parry-Romberg syndrome G51.8

Parry's disease or syndrome E05.00
- with thyroid storm E05.01

- **Pars** planitis — *see* Cyclitis
- **Parsonage** (-Aldren)-Turner syndrome G54.5
- **Parson's** disease (exophthalmic goiter) E05.00
  - with thyroid storm E05.01
- **Particolored** infant Q82.8
- **Parturition** — *see* Delivery
- **Parulis** K04.7
  - with sinus K04.6
- **Parvovirus,** as cause of disease classified elsewhere B97.6
- **Pasini** and Pierini's atrophoderma L90.3
- **Passage**
  - false, urethra N36.5
  - meconium (newborn) during delivery P03.82
  - of sounds or bougies — *see* Attention to, artificial, opening
- **Passive** — *see* condition
  - smoking Z77.22
- **Past** due on rent or mortgage Z59.81 ☑
- **Pasteurella** septica A28.0
- **Pasteurellosis** — *see* Infection, Pasteurella
- **PAT** (paroxysmal atrial tachycardia) I47.19
- **Patau's** syndrome — *see* Trisomy, 13
- **Patches**
  - mucous (syphilitic) A51.39
    - congenital A50.07
  - smokers' (mouth) K13.24
- **Patellar** — *see* condition
- **Patent** (*see also* Imperfect, closure)
  - canal of Nuck Q52.4
  - cervix N88.3
  - ductus arteriosus or Botallo's Q25.0
  - foramen

- botalli Q21.12
- ovale Q21.12
- interauricular septum Q21.19
- interventricular septum Q21.0
- omphalomesenteric duct Q43.0
- os (uteri) — *see* Patent, cervix
- ostium secundum (type II) Q21.11
- urachus Q64.4
- vitelline duct Q43.0

Paterson (-Brown)(-Kelly) syndrome or web D50.1

Pathologic, pathological (*see also* condition)
- asphyxia R09.01
- fire-setting F63.1
- gambling F63.0
- ovum O02.0
- resorption, tooth K03.3
- stealing F63.2

Pathology(of) — *see* Disease
- periradicular, associated with previous endodontic treatment NEC M27.59

Pattern, sleep-wake, irregular G47.23

Patulous (*see also* Imperfect, closure (congenital))
- alimentary tract Q45.8
  - lower Q43.8
  - upper Q40.8
- eustachian tube H69.0 ☑

Pause, sinoatrial I49.5

Paxton's disease B36.2

Pearl(s)
- enamel K00.2
- Epstein's K09.8

- **Pearl-worker's** disease — *see* Osteomyelitis, specified type NEC
- **Pectenosis** K62.4
- **Pectoral** — *see* condition
- **Pectus**
  - carinatum (congenital) Q67.7
    - acquired M95.4
    - rachitic sequelae (late effect) E64.3
  - excavatum (congenital) Q67.6
    - acquired M95.4
    - rachitic sequelae (late effect) E64.3
  - recurvatum (congenital) Q67.6
- **Pedatrophia** E41
- **Pederosis** F65.4
- **Pediatric** inflammatory multisystem syndrome M35.81
- **Pediculosis** (infestation) B85.2
  - capitis (head-louse) (any site) B85.0
  - corporis (body-louse) (any site) B85.1
  - eyelid B85.0
  - mixed (classifiable to more than one of the titles B85.0-B85.3) B85.4
  - pubis (pubic louse) (any site) B85.3
  - vestimenti B85.1
  - vulvae B85.3
- **Pediculus** (infestation) — *see* Pediculosis
- **Pedophilia** F65.4
- **Peg-shaped** teeth K00.2
- **Pelade** — *see* Alopecia, areata
- **Pelger-Huët** anomaly or syndrome D72.0
- **Peliosis** (rheumatica) D69.0
  - hepatis K76.4
    - with toxic liver disease K71.8

- **Pelizaeus-Merzbacher** disease E75.27
- **Pellagra** (alcoholic) E52
  - with
    - polyneuropathy E52 *[G63]*
- **Pellagra-cerebellar-ataxia-renal** aminoaciduria syndrome E72.02
- **Pellegrini** (-Stieda) disease or syndrome — *see* Bursitis, tibial collateral
- **Pellizzi's** syndrome E34.8
- **Pel's** crisis A52.11
- **Pelvic** (*see also* condition)
  - examination (periodic) (routine) Z01.419
    - with abnormal findings Z01.411
  - kidney, congenital Q63.2
- **Pelviolithiasis** — *see* Calculus, kidney
- **Pelviperitonitis** (*see also* Peritonitis, pelvic)
  - gonococcal A54.24
  - puerperal O85
- **Pelvis** — *see* condition or type
- **Pemphigoid** L12.9
  - benign, mucous membrane L12.1
  - bullous L12.0
  - cicatricial L12.1
  - juvenile L12.2
  - ocular L12.1
  - specified NEC L12.8
- **Pemphigus** L10.9

- benign familial (chronic) Q82.8
- Brazilian L10.3
- circinatus L13.0
- conjunctiva L12.1
- drug-induced L10.5
- erythematosus L10.4
- foliaceous L10.2
- gangrenous — *see* Gangrene
- neonatorum L01.03
- ocular L12.1
- paraneoplastic L10.81
- specified NEC L10.89
- syphilitic (congenital) A50.06
- vegetans L10.1
- vulgaris L10.0
- wildfire L10.3

Pendred's syndrome E07.1

Pendulous

- abdomen, in pregnancy — *see* Pregnancy, complicated by, abnormal, pelvic organs or tissues NEC
- breast N64.89

Penetrating wound (*see also* Puncture)

- with internal injury — *see* Injury, by site
- eyeball — *see* Puncture, eyeball
- orbit (with or without foreign body) — *see* Puncture, orbit
- uterus by instrument with or following ectopic or molar pregnancy O08.6

- **Penicillosis** B48.4
- **Penis** — *see* condition
- **Penitis** N48.29
- **Pentalogy** of Fallot Q21.8
- **Pentasomy** X syndrome Q97.1
- **Pentosuria** (essential) E74.89
- **Percreta** placenta O43.23 ☑
- **Peregrinating** patient — *see* Disorder, factitious
- **Perforation,** perforated (nontraumatic) (of)
  - accidental during procedure (blood vessel) (nerve) (organ) — *see* Complication, accidental puncture or laceration
  - antrum — *see* Sinusitis, maxillary
  - appendix K35.32
    - with localized peritonitis K35.32
  - atrial septum, multiple Q21.19
  - attic, ear — *see* Perforation, tympanum, attic
  - bile duct (common) (hepatic) K83.2
    - cystic K82.2
  - bladder (urinary)
    - with or following ectopic or molar pregnancy O08.6
    - obstetrical trauma O71.5
    - traumatic S37.29 ☑
      - at delivery O71.5
  - bowel K63.1
    - with or following ectopic or molar pregnancy O08.6
    - newborn P78.0
    - obstetrical trauma O71.5
    - traumatic — *see* Laceration, intestine
  - broad ligament N83.8
    - with or following ectopic or molar pregnancy O08.6
    - obstetrical trauma O71.6
  - by
    - device, implant or graft (*see also* Complications, by site and type, mechanical) T85.628 ☑

- arterial graft NEC — *see* Complication, cardiovascular device, mechanical, vascular
- breast (implant) T85.49 ☑
- catheter NEC T85.698 ☑
  - cystostomy T83.090 ☑
  - dialysis (renal) T82.49 ☑
    - intraperitoneal T85.691 ☑
  - infusion NEC T82.594 ☑
    - spinal (epidural) (subdural) T85.690 ☑
  - urinary (*see also* Complications, catheter, urinary) T83.098 ☑
- electronic (electrode) (pulse generator) (stimulator)
  - bone T84.390 ☑
  - cardiac T82.199 ☑
    - electrode T82.190 ☑
    - pulse generator T82.191 ☑
    - specified type NEC T82.198 ☑
  - nervous system — *see* Complication, prosthetic device, mechanical, electronic nervous system stimulator
  - urinary — *see* Complication, genitourinary, device, urinary, mechanical
- fixation, internal (orthopedic) NEC — *see* Complication, fixation device, mechanical
- gastrointestinal — *see* Complications, prosthetic device, mechanical, gastrointestinal device
- genital NEC T83.498 ☑
  - intrauterine contraceptive device T83.39 ☑
  - penile prosthesis T83.490 ☑
- heart NEC — *see* Complication, cardiovascular device, mechanical
- joint prosthesis — *see* Complications, joint prosthesis, mechanical, specified NEC, by site
- ocular NEC — *see* Complications, prosthetic device, mechanical, ocular device
- orthopedic NEC — *see* Complication, orthopedic, device, mechanical
- specified NEC T85.628 ☑
- urinary NEC (*see also* Complication, genitourinary, device, urinary, mechanical)
  - graft T83.29 ☑
- vascular NEC — *see* Complication, cardiovascular device, mechanical
- ventricular intracranial shunt T85.09 ☑

- foreign body left accidentally in operative wound T81.539 ☑
- instrument (any) during a procedure, accidental — *see* Puncture, accidental complicating surgery

cecum K35.32
- with localized peritonitis K35.32

cervix (uteri) N88.8
- with or following ectopic or molar pregnancy O08.6
- obstetrical trauma O71.3

colon K63.1
- newborn P78.0
- obstetrical trauma O71.5
- traumatic — *see* Laceration, intestine, large

common duct (bile) K83.2

cornea (due to ulceration) — *see* Ulcer, cornea, perforated

cystic duct K82.2

diverticulum (intestine) K57.80
- with bleeding K57.81
- large intestine K57.20
  - with
    - bleeding K57.21
    - small intestine K57.40
      - with bleeding K57.41
- small intestine K57.00
  - with
    - bleeding K57.01
    - large intestine K57.40
      - with bleeding K57.41

- ear drum — *see* Perforation, tympanum
- esophagus K22.3
- ethmoidal sinus — *see* Sinusitis, ethmoidal
- frontal sinus — *see* Sinusitis, frontal
- gallbladder K82.2
- heart valve — *see* Endocarditis
- ileum K63.1
  - newborn P78.0
  - obstetrical trauma O71.5
  - traumatic — *see* Laceration, intestine, small
- instrumental, surgical (accidental) (blood vessel) (nerve) (organ) — *see* Puncture, accidental complicating surgery
- intestine NEC K63.1
  - with ectopic or molar pregnancy O08.6
  - newborn P78.0
  - obstetrical trauma O71.5
  - traumatic — *see* Laceration, intestine
  - ulcerative NEC K63.1
    - newborn P78.0
- jejunum, jejunal K63.1
  - obstetrical trauma O71.5
  - traumatic — *see* Laceration, intestine, small
  - ulcer — *see* Ulcer, gastrojejunal, with perforation
- joint prosthesis — *see* Complications, joint prosthesis, mechanical, specified NEC, by site
- mastoid (antrum) (cell) — *see* Disorder, mastoid, specified NEC
- maxillary sinus — *see* Sinusitis, maxillary
- membrana tympani — *see* Perforation, tympanum
- nasal
  - septum J34.89
    - congenital Q30.3
    - syphilitic A52.73
  - sinus J34.89

- congenital Q30.8
- due to sinusitis — *see* Sinusitis

palate (*see also* Cleft, palate) Q35.9
- syphilitic A52.79

palatine vault (*see also* Cleft, palate, hard) Q35.1
- syphilitic A52.79
  - congenital A50.59

pars flaccida (ear drum) — *see* Perforation, tympanum, attic

pelvic
- floor S31.030 ☑
  - with
    - ectopic or molar pregnancy O08.6
    - penetration into retroperitoneal space S31.031 ☑
    - retained foreign body S31.040 ☑
      - with penetration into retroperitoneal space S31.041 ☑
  - following ectopic or molar pregnancy O08.6
  - obstetrical trauma O70.1
- organ S37.99 ☑
  - adrenal gland S37.818 ☑
  - bladder — *see* Perforation, bladder
  - fallopian tube S37.599 ☑
    - bilateral S37.592 ☑
    - unilateral S37.591 ☑
  - kidney S37.09 ☑
  - obstetrical trauma O71.5
  - ovary S37.499 ☑
    - bilateral S37.492 ☑
    - unilateral S37.491 ☑
  - prostate S37.828 ☑
  - specified organ NEC S37.898 ☑
  - ureter — *see* Perforation, ureter
  - urethra — *see* Perforation, urethra
  - uterus — *see* Perforation, uterus

- perineum — *see* Laceration, perineum
- pharynx J39.2
- rectum K63.1
  - newborn P78.0
  - obstetrical trauma O71.5
  - traumatic S36.63 ☑
- root canal space due to endodontic treatment M27.51
- sigmoid K63.1
  - newborn P78.0
  - obstetrical trauma O71.5
  - traumatic S36.533 ☑
- sinus (accessory) (chronic) (nasal) J34.89
- sphenoidal sinus — *see* Sinusitis, sphenoidal
- surgical (accidental) (by instrument) (blood vessel) (nerve) (organ) — *see* Puncture, accidental complicating surgery
- traumatic
  - external — *see* Puncture
  - eye — *see* Puncture, eyeball
  - internal organ — *see* Injury, by site
- tympanum, tympanic (membrane) (persistent post-traumatic) (postinflammatory) H72.9 ☑
  - attic H72.1 ☑
    - multiple — *see* Perforation, tympanum, multiple
    - total — *see* Perforation, tympanum, total
  - central H72.0 ☑
    - multiple — *see* Perforation, tympanum, multiple
    - total — *see* Perforation, tympanum, total
  - marginal NEC — *see* subcategory H72.2 ☑
  - multiple H72.81 ☑
  - pars flaccida — *see* Perforation, tympanum, attic
  - total H72.82 ☑
  - traumatic, current episode S09.2 ☑

- typhoid, gastrointestinal — *see* Typhoid
- ulcer — *see* Ulcer, by site, with perforation
- ureter N28.89
  - traumatic S37.19 ☑
- urethra N36.8
  - with ectopic or molar pregnancy O08.6
  - following ectopic or molar pregnancy O08.6
  - obstetrical trauma O71.5
  - traumatic S37.39 ☑
    - at delivery O71.5
- uterus
  - with ectopic or molar pregnancy O08.6
  - by intrauterine contraceptive device T83.39 ☑
  - following ectopic or molar pregnancy O08.6
  - obstetrical trauma O71.1
  - traumatic S37.69 ☑
    - obstetric O71.1
- uvula K13.79
  - syphilitic A52.79
- vagina
  - obstetrical trauma O71.4
  - other trauma — *see* Puncture, vagina

Periadenitis mucosa necrotica recurrens K12.0

Periappendicitis (acute) — *see* Appendicitis

Periarteritis nodosa (disseminated) (infectious) (necrotizing) M30.0

Periarthritis (joint) (*see also* Enthesopathy)
- Duplay's M75.0 ☑
- gonococcal A54.42
- humeroscapularis — *see* Capsulitis, adhesive
- scapulohumeral — *see* Capsulitis, adhesive
- shoulder — *see* Capsulitis, adhesive
- wrist M77.2 ☑

Periarthrosis (angioneural) — *see* Enthesopathy
Pericapsulitis, adhesive (shoulder) — *see* Capsulitis, adhesive
Pericarditis (with decompensation) (with effusion) I31.9
- with rheumatic fever (conditions in I00)
  - active — *see* Pericarditis, rheumatic
  - inactive or quiescent I09.2
- acute (hemorrhagic) (nonrheumatic) (Sicca) I30.9
  - with chorea (acute) (rheumatic) (Sydenham's) I02.0
  - benign I30.8
  - nonspecific I30.0
  - rheumatic I01.0
    - with chorea (acute) (Sydenham's) I02.0
- adhesive or adherent (chronic) (external) (internal) I31.0
  - acute — *see* Pericarditis, acute
  - rheumatic I09.2
- bacterial (acute) (subacute) (with serous or seropurulent effusion) I30.1
- calcareous I31.1
- cholesterol (chronic) I31.8
  - acute I30.9
- chronic (nonrheumatic) I31.9
  - rheumatic I09.2
- constrictive (chronic) I31.1
- coxsackie B33.23
- fibrinocaseous (tuberculous) A18.84
- fibrinopurulent I30.1
- fibrinous I30.8
- fibrous I31.0
- gonococcal A54.83
- idiopathic I30.0
- in systemic lupus erythematosus M32.12
- infective I30.1
- meningococcal A39.53
- neoplastic (chronic) I31.8

- acute I30.9
- obliterans, obliterating I31.0
- plastic I31.0
- pneumococcal I30.1
- postinfarction I24.1
- purulent I30.1
- rheumatic (active) (acute) (with effusion) (with pneumonia) I01.0
  - with chorea (acute) (rheumatic) (Sydenham's) I02.0
  - chronic or inactive (with chorea) I09.2
- rheumatoid — *see* Rheumatoid, carditis
- septic I30.1
- serofibrinous I30.8
- staphylococcal I30.1
- streptococcal I30.1
- suppurative I30.1
- syphilitic A52.06
- tuberculous A18.84
- uremic N18.9 *[I32]*
- viral I30.1

Pericardium, pericardial — *see* condition

Pericellulitis — *see* Cellulitis

Pericementitis (chronic) (suppurative) (*see also* Periodontitis)
- acute K05.20
  - generalized — *see* Periodontitis, aggressive, generalized
  - localized — *see* Periodontitis, aggressive, localized

Perichondritis
- auricle — *see* Perichondritis, ear
- bronchus J98.09
- ear (external) H61.00 ☑
  - acute H61.01 ☑
  - chronic H61.02 ☑
- external auditory canal — *see* Perichondritis, ear
- larynx J38.7

- syphilitic A52.73
- typhoid A01.09

nose J34.89
pinna — *see* Perichondritis, ear
trachea J39.8

Periclasia K05.4
Pericoronitis — *see* Periodontitis
Pericystitis N30.90
- with hematuria N30.91

Peridiverticulitis (intestine) K57.92
- cecum — *see* Diverticulitis, intestine, large
- colon — *see* Diverticulitis, intestine, large
- duodenum — *see* Diverticulitis, intestine, small
- intestine — *see* Diverticulitis, intestine
- jejunum — *see* Diverticulitis, intestine, small
- rectosigmoid — *see* Diverticulitis, intestine, large
- rectum — *see* Diverticulitis, intestine, large
- sigmoid — *see* Diverticulitis, intestine, large

Periendocarditis — *see* Endocarditis
Periepididymitis N45.1
Perifolliculitis L01.02
- abscedens, caput, scalp L66.3
- capitis, abscedens (et suffodiens) L66.3
- superficial pustular L01.02

- **Perihepatitis** K65.8
- **Perilabyrinthitis** (acute) — *see* subcategory H83.0 ☑
- **Perimeningitis** — *see* Meningitis
- **Perimetritis** — *see* Endometritis
- **Perimetrosalpingitis** — *see* Salpingo-oophoritis
- **Perineocele** N81.81
- **Perinephric,** perinephritic — *see* condition
- **Perinephritis** (*see also* Infection, kidney)
  - purulent — *see* Abscess, kidney
- **Perineum,** perineal — *see* condition
- **Perineuritis** NEC — *see* Neuralgia
- **Periodic** — *see* condition
- **Periodontitis** (chronic) (complex) (compound) (local) (simplex) K05.30
  - acute K05.20
    - generalized K05.229
      - moderate K05.222
      - severe K05.223
      - slight K05.221
    - localized K05.219
      - moderate K05.212
      - severe K05.213
      - slight K05.211
  - aggressive K05.20
    - generalized K05.229
      - moderate K05.222
      - severe K05.223
      - slight K05.221
    - localized K05.219
      - moderate K05.212
      - severe K05.213
      - slight K05.211

- apical K04.5
  - acute (pulpal origin) K04.4
- generalized K05.329
  - moderate K05.322
  - severe K05.323
  - slight K05.321
- localized K05.319
  - moderate K05.312
  - severe K05.313
  - slight K05.311

Periodontoclasia K05.4

Periodontosis (juvenile) K05.4

Periods (*see also* Menstruation)
- heavy N92.0
- irregular N92.6
- shortened intervals (irregular) N92.1

Perionychia (*see also* Cellulitis, digit)
- with lymphangitis — *see* Lymphangitis, acute, digit

Perioophoritis — *see* Salpingo-oophoritis

Periorchitis N45.2

Periosteum, periosteal — *see* condition

Periostitis (albuminosa) (circumscribed) (diffuse) (infective) (monomelic) (*see also* Osteomyelitis)
- alveolar M27.3
- alveolodental M27.3
- dental M27.3
- gonorrheal A54.43
- jaw (lower) (upper) M27.2
- orbit H05.03 ☑
- syphilitic A52.77
  - congenital (early) A50.02 *[M90.80]*
  - secondary A51.46

- tuberculous — *see* Tuberculosis, bone
- yaws (hypertrophic) (early) (late) A66.6 *[M90.80]*

Periostosis (hyperplastic) (*see also* Disorder, bone, specified type NEC)
- with osteomyelitis — *see* Osteomyelitis, specified type NEC

Peripartum
- cardiomyopathy O90.3

Periphlebitis — *see* Phlebitis

Periproctitis K62.89

Periprostatitis — *see* Prostatitis

Perirectal — *see* condition

Perirenal — *see* condition

Perisalpingitis — *see* Salpingo-oophoritis

Perisplenitis (infectional) D73.89

Peristalsis, visible or reversed R19.2

Peritendinitis — *see* Enthesopathy

Peritoneum, peritoneal — *see* condition

Peritonitis (adhesive) (bacterial) (fibrinous) (hemorrhagic) (idiopathic) (localized) (perforative) (primary) (with adhesions) (with effusion) K65.9
- with or following
  - abscess K65.1
  - appendicitis
    - with perforation or rupture K35.32
    - generalized (*see also* Appendicitis) K35.209
    - localized (*see also* Appendicitis) K35.30
  - diverticular disease (intestine) K57.80
    - with bleeding K57.81
    - large intestine K57.20
      - with
        - bleeding K57.21
        - small intestine K57.40
          - with bleeding K57.41
    - small intestine K57.00
      - with

- bleeding K57.01
- large intestine K57.40
  - with bleeding K57.41
- ectopic or molar pregnancy O08.0

acute (generalized) K65.0
aseptic T81.61 ☑
bile, biliary K65.3
chemical T81.61 ☑
chlamydial A74.81
complicating abortion — *see* Abortion, by type, complicated by, pelvic peritonitis
congenital P78.1
chronic proliferative K65.8
diaphragmatic K65.0
diffuse K65.0
diphtheritic A36.89
disseminated K65.0
due to
- bile K65.3
- foreign
  - body or object accidentally left during a procedure (instrument) (sponge) (swab) T81.599 ☑
  - substance accidentally left during a procedure (chemical) (powder) (talc) T81.61 ☑
- talc T81.61 ☑
- urine K65.8

eosinophilic K65.8
- acute K65.0

- fibrocaseous (tuberculous) A18.31
- fibropurulent K65.0
- following ectopic or molar pregnancy O08.0
- general (ized) K65.0
- gonococcal A54.85
- meconium (newborn) P78.0
- neonatal P78.1
  - meconium P78.0
- pancreatic K65.0
- paroxysmal, familial E85.0
  - benign E85.0
- pelvic
  - female N73.5
    - acute N73.3
    - chronic N73.4
      - with adhesions N73.6
  - male K65.0
- periodic, familial E85.0
- proliferative, chronic K65.8
- puerperal, postpartum, childbirth O85
- purulent K65.0
- septic K65.0
- specified NEC K65.8
- spontaneous bacterial K65.2
- subdiaphragmatic K65.0
- subphrenic K65.0
- suppurative K65.0
- syphilitic A52.74
  - congenital (early) A50.08 *[K67]*
- talc T81.61 ☑
- tuberculous A18.31
- urine K65.8

Peritonsillar — *see* condition
Peritonsillitis J36
Perityphlitis (*see also* Cecitis) K37
Periureteritis N28.89
Periurethral — *see* condition
Periurethritis (gangrenous) — *see* Urethritis
Periuterine — *see* condition
Perivaginitis — *see* Vaginitis
Perivasculitis, retinal H35.06 ☑
Perivasitis (chronic) N49.1
Perivesiculitis (seminal) — *see* Vesiculitis
Perlèche NEC K13.0
- due to
  - candidiasis B37.83
  - moniliasis B37.83
  - riboflavin deficiency E53.0
  - vitamin B2 (riboflavin) deficiency E53.0

Pernicious — *see* condition
Pernio, perniosis T69.1 ☑
Perpetrator (of abuse) — *see* Index to External Causes of Injury, Perpetrator
Persecution
- delusion F22
- social Z60.5

Perseveration (tonic) R48.8
Persistence, persistent (congenital)
- anal membrane Q42.3
  - with fistula Q42.2
- arteria stapedia Q16.3
- atrioventricular canal Q21.20
- branchial cleft NOS Q18.2

- cyst Q18.0
- fistula Q18.0
- sinus Q18.0

bulbus cordis in left ventricle Q21.8
canal of Cloquet Q14.0
capsule (opaque) Q12.8
cilioretinal artery or vein Q14.8
cloaca Q43.7
communication — *see* Fistula, congenital
convolutions
- aortic arch Q25.46
- fallopian tube Q50.6
- oviduct Q50.6
- uterine tube Q50.6

double aortic arch Q25.45
ductus arteriosus (Botalli) Q25.0
fetal
- circulation P29.38
- form of cervix (uteri) Q51.828
- hemoglobin, hereditary (HPFH) D56.4

foramen
- Botalli Q21.12
- ovale Q21.12

Gartner's duct Q52.4
hemoglobin, fetal (hereditary) (HPFH) D56.4
hyaloid
- artery (generally incomplete) Q14.0
- system Q14.8

hymen, in pregnancy or childbirth — *see* Pregnancy, complicated by, abnormal, vulva
lanugo Q84.2
left

- posterior cardinal vein Q26.8
- root with right arch of aorta Q25.49
- superior vena cava Q26.1

Meckel's diverticulum Q43.0
- malignant — *see* Table of Neoplasms, small intestine, malignant

mucosal disease (middle ear) — *see* Otitis, media, suppurative, chronic, tubotympanic
nail(s), anomalous Q84.6
omphalomesenteric duct Q43.0
organ or site not listed — *see* Anomaly, by site
ostium
- atrioventriculare commune Q21.23
- primum Q21.20
- secundum Q21.11

ovarian rests in fallopian tube Q50.6
pancreatic tissue in intestinal tract Q43.8
primary (deciduous)
- teeth K00.6
- vitreous hyperplasia Q14.0

pupillary membrane Q13.89
right aortic arch Q25.47
rhesus (Rh) titer — *see* Complication(s), transfusion, incompatibility reaction, Rh (factor)
sinus
- urogenitalis
  - female Q52.8
  - male Q55.8
- venosus with imperfect incorporation in right auricle Q26.8

- thymus (gland) (hyperplasia) E32.0
- thyroglossal duct Q89.2
- thyrolingual duct Q89.2
- truncus arteriosus or communis Q20.0
- tunica vasculosa lentis Q12.2
- umbilical sinus Q64.4
- urachus Q64.4
- vitelline duct Q43.0

Person (with)

- admitted for clinical research, as a control subject (normal comparison) (participant) Z00.6
- awaiting admission to adequate facility elsewhere Z75.1
- concern (normal) about sick person in family Z63.6
- consulting on behalf of another Z71.0
- feigning illness Z76.5
- living (in)
  - alone Z60.2
  - boarding school Z59.3
  - residential institution Z59.3
  - without
    - adequate housing Z59.10
      - air conditioning Z59.11
      - environmental temperature Z59.11
      - heating Z59.11
      - space Z59.19
    - housing (permanent) (temporary) Z59.00
    - person able to render necessary care Z74.2
    - shelter Z59.02
- on waiting list Z75.1
- sick or handicapped in family Z63.6

Personality (disorder) F60.9

- accentuation of traits (type A pattern) Z73.1
- affective F34.0
- aggressive F60.3
- amoral F60.2
- anacastic, anankastic F60.5
- antisocial F60.2
- anxious F60.6
- asocial F60.2
- asthenic F60.7
- avoidant F60.6
- borderline F60.3
- change due to organic condition (enduring) F07.0
- compulsive F60.5
- cycloid F34.0
- cyclothymic F34.0
- dependent F60.7
- depressive F34.1
- dissocial F60.2
- dual F44.81
- eccentric F60.89
- emotionally unstable F60.3
- expansive paranoid F60.0
- explosive F60.3
- fanatic F60.0
- haltlose type F60.89
- histrionic F60.4
- hyperthymic F34.0
- hypothymic F34.1
- hysterical F60.4
- immature F60.89
- inadequate F60.7
- labile (emotional) F60.3

- mixed (nonspecific) F60.89
- morally defective F60.2
- multiple F44.81
- narcissistic F60.81
- obsessional F60.5
- obsessive (-compulsive) F60.5
- organic F07.0
- overconscientious F60.5
- paranoid F60.0
- passive (-dependent) F60.7
- passive-aggressive F60.89
- pathologic F60.9
- pattern defect or disturbance F60.9
- pseudopsychopathic (organic) F07.0
- pseudoretarded (organic) F07.0
- psychoinfantile F60.4
- psychoneurotic NEC F60.89
- psychopathic F60.2
- querulant F60.0
- sadistic F60.89
- schizoid F60.1
- self-defeating F60.89
- sensitive paranoid F60.0
- sociopathic (amoral) (antisocial) (asocial) (dissocial) F60.2
- specified NEC F60.89
- type A Z73.1
- unstable (emotional) F60.3

Perthes' disease — *see* Legg-Calvé-Perthes disease

Pertussis (*see also* Whooping cough) A37.90

Perversion, perverted

- appetite F50.89
  - psychogenic F50.89

- function
  - pituitary gland E23.2
    - posterior lobe E22.2
  - sense of smell and taste R43.8
    - psychogenic F45.8
  - sexual — *see* Deviation, sexual
- **Pervious,** congenital (*see also* Imperfect, closure)
  - ductus arteriosus Q25.0
- **Pes** (congenital) (*see also* Talipes)
  - acquired (*see also* Deformity, limb, foot, specified NEC)
    - planus — *see* Deformity, limb, flat foot
  - adductus Q66.89
  - cavus Q66.7 ☑
  - deformity NEC, acquired — *see* Deformity, limb, foot, specified NEC
  - planus (acquired) (any degree) (*see also* Deformity, limb, flat foot)
    - rachitic sequelae (late effect) E64.3
  - valgus Q66.6
- **Pest,** pestis — *see* Plague
- **Petechia,** petechiae R23.3
  - newborn P54.5
- **Petechial** typhus A75.9
- **Peter's** anomaly Q13.4
- **Petit** mal seizure — *see* Epilepsy, childhood, absence
- **Petit's** hernia — *see* Hernia, abdomen, specified site NEC
- **Petrellidosis** B48.2
- **Petrositis** H70.20 ☑
  - acute H70.21 ☑
  - chronic H70.22 ☑

Peutz-Jeghers disease or syndrome Q85.89
Peyronie's disease N48.6
PFAPA (periodic fever, aphthous stomatitis, pharyngitis, and adenopathy syndrome) M04.8
Pfeiffer's disease — *see* Mononucleosis, infectious
Phagedena (dry) (moist) (sloughing) (*see also* Gangrene)
- geometric L88
- penis N48.29
- tropical — *see* Ulcer, skin
- vulva N76.6

Phagedenic — *see* condition
Phakoma H35.89
Phakomatosis (*see also* specific eponymous syndromes) Q85.9
- Bourneville's Q85.1
- specified NEC Q85.89

Phantom limb syndrome (without pain) G54.7
- with pain G54.6

Pharyngeal pouch syndrome D82.1
Pharyngitis (acute) (catarrhal)(gangrenous) (infective) (malignant) (membranous) (phlegmonous) (pseudomembranous) (simple) (subacute) (suppurative) (ulcerative) (viral) J02.9
- with influenza, flu, or grippe — *see* Influenza, with, pharyngitis
- aphthous B08.5
- atrophic J31.2
- chlamydial A56.4
- chronic (atrophic) (granular) (hypertrophic) J31.2
- coxsackievirus B08.5
- diphtheritic A36.0
- enteroviral vesicular B08.5
- follicular (chronic) J31.2
- fusospirochetal A69.1
- gonococcal A54.5
- granular (chronic) J31.2
- herpesviral B00.2
- hypertrophic J31.2

- infectional, chronic J31.2
- influenzal — *see* Influenza, with, respiratory manifestations NEC
- lymphonodular, acute (enteroviral) B08.8
- pneumococcal J02.8
- purulent J02.9
- putrid J02.9
- septic J02.0
- sicca J31.2
- specified organism NEC J02.8
- staphylococcal J02.8
- streptococcal J02.0
- syphilitic, congenital (early) A50.03
- tuberculous A15.8
- vesicular, enteroviral B08.5
- viral NEC J02.8

Pharyngoconjunctivitis, viral B30.2

Pharyngolaryngitis (acute) J06.0

- chronic J37.0

Pharyngoplegia J39.2

Pharyngotonsillitis, herpesviral B00.2

Pharyngotracheitis, chronic J42

Pharynx, pharyngeal — *see* condition

Phelan-McDermid syndrome Q93.52

Phencyclidine-induced

- anxiety disorder F16.980
- bipolar and related disorder F16.94
- depressive disorder F16.94
- psychotic disorder F16.959

Phenomenon

- Arthus' — *see* Arthus' phenomenon
- jaw-winking Q07.8
- lupus erythematosus (LE) cell M32.9
- Raynaud's (secondary) I73.00
  - with gangrene I73.01
- vasomotor R55
- vasospastic I73.9
- vasovagal R55
- Wenckebach's I44.1

Phenotype
- Duffy
  - a positive Z67.A2
  - a and b positive Z67.A4
  - b positive Z67.A3
  - Fy (a+b-) Z67.A2
  - Fy (a-b-) Z67.A1
  - Fy (a-b+) Z67.A3
  - Fy (a+b+) Z67.A4
  - null Z67.A1

Phenylketonuria E70.1
- classical E70.0
- maternal E70.1

Pheochromoblastoma
- specified site — *see* Neoplasm, malignant, by site
- unspecified site C74.10

Pheochromocytoma
- malignant
  - specified site — *see* Neoplasm, malignant, by site
  - unspecified site C74.10
- specified site — *see* Neoplasm, benign, by site
- unspecified site D35.00

- **Pheohyphomycosis** — *see* Chromomycosis
- **Pheomycosis** — *see* Chromomycosis
- **Phimosis** (congenital) (due to infection) N47.1
  - chancroidal A57
- **Phlebectasia** (*see also* Varix)
  - congenital Q27.4
- **Phlebitis** (infective) (pyemic) (septic) (suppurative) I80.9
  - antepartum — *see* Thrombophlebitis, antepartum
  - blue — *see* Phlebitis, leg, deep
  - breast, superficial I80.8
  - cavernous (venous) sinus — *see* Phlebitis, intracranial (venous) sinus
  - calf muscular vein (NOS) I80.25 ☑
  - cerebral (venous) sinus — *see* Phlebitis, intracranial (venous) sinus
  - chest wall, superficial I80.8
  - cranial (venous) sinus — *see* Phlebitis, intracranial (venous) sinus
  - deep (vessels) — *see* Phlebitis, leg, deep
  - due to implanted device — *see* Complications, by site and type, specified NEC
  - during or resulting from a procedure T81.72 ☑
  - femoral vein (superficial) I80.1 ☑
  - femoropopliteal vein I80.0 ☑
  - gastrocnemial vein I80.25 ☑
  - gestational — *see* Phlebopathy, gestational
  - hepatic veins I80.8
  - iliac vein (common) (external) (internal) I80.21 ☑
  - iliofemoral — *see* Phlebitis, femoral vein
  - intracranial (venous) sinus (any) G08
    - nonpyogenic I67.6
  - intraspinal venous sinuses and veins G08
    - nonpyogenic G95.19
  - lateral (venous) sinus — *see* Phlebitis, intracranial (venous) sinus
  - leg I80.3

- antepartum — *see* Thrombophlebitis, antepartum
- deep (vessels) NEC I80.20 ☑
  - iliac I80.21 ☑
  - popliteal vein I80.22 ☑
  - specified vessel NEC I80.29 ☑
  - tibial vein (anterior) (posterior) I80.23 ☑
- femoral vein (superficial) I80.1 ☑
- superficial (vessels) I80.0 ☑

longitudinal sinus — *see* Phlebitis, intracranial (venous) sinus
lower limb — *see* Phlebitis, leg
migrans, migrating (superficial) I82.1
pelvic
- with ectopic or molar pregnancy O08.0
- following ectopic or molar pregnancy O08.0
- puerperal, postpartum O87.1

peroneal vein I80.24 ☑
popliteal vein — *see* Phlebitis, leg, deep, popliteal
portal (vein) K75.1
postoperative T81.72 ☑
pregnancy — *see* Thrombophlebitis, antepartum
puerperal, postpartum, childbirth O87.0
- deep O87.1
- pelvic O87.1
- superficial O87.0

retina — *see* Vasculitis, retina
saphenous (accessory) (great) (long) (small) — *see* Phlebitis, leg, superficial
sinus (meninges) — *see* Phlebitis, intracranial (venous) sinus
soleal vein I80.25 ☑
specified site NEC I80.8
syphilitic A52.09
tibial vein — *see* Phlebitis, leg, deep, tibial
ulcerative I80.9

leg — *see* Phlebitis, leg
umbilicus I80.8
uterus (septic) — *see* Endometritis
varicose (leg) (lower limb) — *see* Varix, leg, with, inflammation
Phlebofibrosis I87.8
Phleboliths I87.8
Phlebopathy,
gestational O22.9 ☑
puerperal O87.9
Phlebosclerosis I87.8
Phlebothrombosis (*see also* Thrombosis)
antepartum — *see* Thrombophlebitis, antepartum
pregnancy — *see* Thrombophlebitis, antepartum
puerperal — *see* Thrombophlebitis, puerperal
Phlebotomus fever A93.1
Phlegmasia
alba dolens O87.1
nonpuerperal — *see* Phlebitis, femoral vein
cerulea dolens — *see* Phlebitis, leg, deep
Phlegmon — *see* Abscess
Phlegmonous — *see* condition
Phlyctenulosis (allergic) (keratoconjunctivitis) (nontuberculous) (*see also* Keratoconjunctivitis)
cornea — *see* Keratoconjunctivitis
tuberculous A18.52
Phobia, phobic F40.9
animal F40.218
spiders F40.210
examination F40.298
reaction F40.9
simple F40.298
social F40.10

- generalized F40.11
- specific (isolated) F40.298
  - animal F40.218
    - spiders F40.210
  - blood F40.230
  - injection F40.231
  - injury F40.233
  - men F40.290
  - natural environment F40.228
    - thunderstorms F40.220
  - situational F40.248
    - bridges F40.242
    - closed in spaces F40.240
    - flying F40.243
    - heights F40.241
  - specified focus NEC F40.298
  - transfusion F40.231
  - women F40.291
- specified NEC F40.8
  - medical care NEC F40.232
- state F40.9

Phocas' disease — *see* Mastopathy, cystic

Phocomelia Q73.1
- lower limb — *see* Agenesis, leg, with foot present
- upper limb — *see* Agenesis, arm, with hand present

Phoria H50.50

Phosphate-losing tubular disorder N25.0

Phosphatemia E83.39

Phosphaturia E83.39

Photodermatitis (sun) L56.8

- chronic L57.8
- due to drug L56.8
- light other than sun L59.8

Photokeratitis H16.13 ☑
Photophobia H53.14 ☑
Photophthalmia — *see* Photokeratitis
Photopsia H53.19
Photoretinitis — *see* Retinopathy, solar
Photosensitivity, photosensitization (sun) skin L56.8
- light other than sun L59.8

Phrenitis — *see* Encephalitis
Phrynoderma (vitamin A deficiency) E50.8
Phthiriasis (pubis) B85.3
- with any infestation classifiable to B85.0-B85.2 B85.4

Phthirus infestation — *see* Phthiriasis
Phthisis (*see also* Tuberculosis)
- bulbi (infectional) — *see* Disorder, globe, degenerated condition, atrophy
- eyeball (due to infection) — *see* Disorder, globe, degenerated condition, atrophy

PHTS Q85.81
Phycomycosis — *see* Zygomycosis
Physalopteriasis B81.8
Physical restraint status Z78.1
Phytobezoar T18.9 ☑
- intestine T18.3 ☑
- stomach T18.2 ☑

Pian — *see* Yaws
Pianoma A66.1
Pica F50.89
- in adults (in remission) F50.83
- infant or child (in remission) F98.3

Picking, nose F98.8
Pick-Niemann disease — *see* Niemann-Pick disease or syndrome
Pick's

- cerebral atrophy (*see also* Dementia, in, diseases specified elsewhere) G31.01 *[F02.80]*
  - with behavioral disturbance (*see also* Dementia, in, diseases specified elsewhere) G31.01 *[F02.81 ☑]*
- disease or syndrome (brain) (*see also* Dementia, in, diseases specified elsewhere) G31.01 *[F02.80]*
  - with behavioral disturbance (*see also* Dementia, in, diseases specified elsewhere) G31.01 *[F02.81 ☑]*
  - brain (*see also* Dementia, in, diseases specified elsewhere) G31.01 *[F02.80]*
    - with behavioral disturbance (*see also* Dementia, in, diseases specified elsewhere) G31.01 *[F02.81 ☑]*
  - pericardium (pericardial pseudocirrhosis of liver) I31.1
- syndrome
  - brain (*see also* Dementia, in, diseases specified elsewhere) G31.01 *[F02.80]*
    - with behavioral disturbance (*see also* Dementia, in, diseases specified elsewhere) G31.01 *[F02.81 ☑]*
  - of heart (pericardial pseudocirrhosis of liver) I31.1

Pickwickian syndrome E66.2

Piebaldism E70.39

Piedra (beard) (scalp) B36.8
- black B36.3
- white B36.2

Pierre Robin deformity or syndrome Q87.0

Pierson's disease or osteochondrosis M91.0

Pig-bel A05.2

Pigeon
- breast or chest (acquired) M95.4
  - congenital Q67.7
  - rachitic sequelae (late effect) E64.3
- breeder's disease or lung J67.2
- fancier's disease or lung J67.2
- toe — *see* Deformity, toe, specified NEC

Pigmentation (abnormal) (anomaly) L81.9
- conjunctiva H11.13 ☑
- cornea (anterior) H18.01 ☑
  - posterior H18.05 ☑
  - stromal H18.06 ☑

- diminished melanin formation NEC L81.6
- iron L81.8
- lids, congenital Q82.8
- limbus corneae — *see* Pigmentation, cornea
- metals L81.8
- optic papilla, congenital Q14.2
- retina, congenital (grouped) (nevoid) Q14.1
- scrotum, congenital Q82.8
- tattoo L81.8

Piles (*see also* Hemorrhoids) K64.9

Pili
- annulati or torti (congenital) Q84.1
- incarnati L73.1

Pill roller hand (intrinsic) — *see* Parkinsonism

Pilomatrixoma — *see* Neoplasm, skin, benign
- malignant — *see* Neoplasm, skin, malignant

Pilonidal — *see* condition

Pimple R23.8

PIMS M35.81

PIN — *see* Neoplasia, intraepithelial, prostate

Pinched nerve — *see* Neuropathy, entrapment

Pindborg tumor — *see* Cyst, calcifying odontogenic

Pineal body or gland — *see* condition

Pinealoblastoma C75.3

Pinealoma D44.5
- malignant C75.3

- **Pineoblastoma** C75.3
- **Pineocytoma** D44.5
- **Pinguecula** H11.15 ☑
- **Pingueculitis** H10.81 ☑
- **Pinhole** meatus (*see also* Stricture, urethra) N35.919
- **Pink**
  - disease — *see* subcategory T56.1 ☑
  - eye — *see* Conjunctivitis, acute, mucopurulent
- **Pinkus'** disease (lichen nitidus) L44.1
- **Pinpoint**
  - meatus — *see* Stricture, urethra
  - os (uteri) — *see* Stricture, cervix
- **Pins** and needles R20.2
- **Pinta** A67.9
  - cardiovascular lesions A67.2
  - chancre (primary) A67.0
  - erythematous plaques A67.1
  - hyperchromic lesions A67.1
  - hyperkeratosis A67.1
  - lesions A67.9
    - cardiovascular A67.2
    - hyperchromic A67.1
    - intermediate A67.1
    - late A67.2
    - mixed A67.3
    - primary A67.0
    - skin (achromic) (cicatricial) (dyschromic) A67.2
      - hyperchromic A67.1
      - mixed (achromic and hyperchromic) A67.3
  - papule (primary) A67.0
  - skin lesions (achromic) (cicatricial) (dyschromic) A67.2

- hyperchromic A67.1
- mixed (achromic and hyperchromic) A67.3
- vitiligo A67.2

Pintids A67.1

Pinworm (disease) (infection) (infestation) B80

Piroplasmosis (*see also* Babesiosis) B60.00
- specified NEC B60.09

Pistol wound — *see* Gunshot wound

Pitchers' elbow — *see* Derangement, joint, specified type NEC, elbow

Pithecoid pelvis Q74.2
- with disproportion (fetopelvic) O33.0
  - causing obstructed labor O65.0

Pithiatism F48.8

Pitted — *see* Pitting

Pitting (*see also* Edema) R60.9
- lip R60.0
- nail L60.8
- teeth K00.4

Pituitary gland — *see* condition

Pituitary-snuff-taker's disease J67.8

Pityriasis (capitis) L21.0
- alba L30.5
- circinata (et maculata) L42
- furfuracea L21.0
- Hebra's L26
- lichenoides L41.0
  - chronica L41.1
  - et varioliformis (acuta) L41.0

- maculata (et circinata) L30.5
- nigra B36.1
- pilaris, Hebra's L44.0
- rosea L42
- rotunda L44.8
- rubra (Hebra) pilaris L44.0
- simplex L30.5
- specified type NEC L30.5
- streptogenes L30.5
- versicolor (scrotal) B36.0

Placenta, placental — *see* Pregnancy, complicated by (care of) (management affected by), specified condition

Placentitis O41.14 ☑

Plagiocephaly Q67.3

- non-deformational
  - anterior Q75.021
  - posterior Q75.04 ☑

Plague A20.9

- abortive A20.8
- ambulatory A20.8
- asymptomatic A20.8
- bubonic A20.0
- cellulocutaneous A20.1
- cutaneobubonic A20.1
- lymphatic gland A20.0
- meningitis A20.3
- pharyngeal A20.8
- pneumonic (primary) (secondary) A20.2
- pulmonary, pulmonic A20.2
- septicemic A20.7
- tonsillar A20.8
  - septicemic A20.7

Planning, family

- contraception Z30.9
- procreation Z31.69

Plaque(s)
- artery, arterial — *see* Arteriosclerosis
- calcareous — *see* Calcification
- coronary, lipid rich I25.83
- epicardial I31.8
- erythematous, of pinta A67.1
- Hollenhorst's — *see* Occlusion, artery, retina
- lipid rich, coronary I25.83
- pleural (without asbestos) J92.9
  - with asbestos J92.0
- tongue K13.29

Plasmacytoma C90.3 ☑
- extramedullary C90.2 ☑
- medullary C90.0 ☑
- solitary C90.3 ☑

Plasmacytopenia D72.818

Plasmacytosis D72.822

Plaster ulcer — *see* Ulcer, pressure, by site

Plateau iris syndrome (post-iridectomy) (postprocedural) (without glaucoma) H21.82
- with glaucoma H40.22 ☑

Platybasia Q75.8

Platyonychia (congenital) Q84.6
- acquired L60.8

Platypelloid pelvis M95.5
- with disproportion (fetopelvic) O33.0
  - causing obstructed labor O65.0
- congenital Q74.2

Platyspondylisis Q76.49

Plaut (-Vincent) disease (*see also* Vincent's) A69.1

Plethora R23.2

- newborn P61.1

Pleura, pleural — *see* condition

Pleuralgia R07.81

Pleurisy (acute) (adhesive) (chronic) (costal) (diaphragmatic) (double) (dry) (fibrinous) (fibrous) (interlobar) (latent) (plastic) (primary) (residual) (sicca) (sterile) (subacute) (unresolved) R09.1

- with
  - adherent pleura J86.0
  - effusion J90
    - chylous, chyliform J94.0
    - tuberculous (non primary) A15.6
      - primary (progressive) A15.7
  - tuberculosis — *see* Pleurisy, tuberculous (non primary)
- encysted — *see* Pleurisy, with effusion
- exudative — *see* Pleurisy, with effusion
- fibrinopurulent, fibropurulent — *see* Pyothorax
- hemorrhagic — *see* Hemothorax
- pneumococcal J90
- purulent — *see* Pyothorax
- septic — *see* Pyothorax
- serofibrinous — *see* Pleurisy, with effusion
- seropurulent — *see* Pyothorax
- serous — *see* Pleurisy, with effusion
- staphylococcal J86.9
- streptococcal J90
- suppurative — *see* Pyothorax
- traumatic (post) (current) — *see* Injury, intrathoracic, pleura
- tuberculous (with effusion) (non primary) A15.6
  - primary (progressive) A15.7

Pleuritis sicca — *see* Pleurisy

Pleurobronchopneumonia — *see* Pneumonia, broncho-

Pleurodynia R07.81

- epidemic B33.0
- viral B33.0

- **Pleuropericarditis** (*see also* Pericarditis)
  - acute I30.9
- **Pleuropneumonia** (acute) (bilateral) (double) (septic) (*see also* Pneumonia) J18.8
  - chronic — *see* Fibrosis, lung
- **Pleuro-pneumonia-like-organism** (PPLO), as cause of disease classified elsewhere B96.0
- **Pleurorrhea** — *see* Pleurisy, with effusion
- **Plexitis,** brachial G54.0
- **Plica**
  - polonica B85.0
  - syndrome, knee M67.5 ☑
  - tonsil J35.8
- **Plicated** tongue K14.5
- **Plug**
  - bronchus NEC J98.09
  - meconium (newborn) NEC syndrome P76.0
  - mucus — *see* Asphyxia, mucus
- **Plumbism** — *see* subcategory T56.0 ☑
- **Plummer's** disease E05.20
  - with thyroid storm E05.21
- **Plummer-Vinson** syndrome D50.1
- **Pluricarential** syndrome of infancy E40
- **Plus** (and minus) hand (intrinsic) — *see* Deformity, limb, specified type NEC, forearm
- **PMEI** (polymorphic epilepsy in infancy) G40.83 ☑
- **Pneumathemia** — *see* Air, embolism
- **Pneumatic** hammer (drill) syndrome T75.21 ☑
- **Pneumatocele** (lung) J98.4
  - intracranial G93.89
  - tension J98.8
- **Pneumatosis**

- cystoides intestinalis K63.89
- intestinalis K63.89
- peritonei K66.8

Pneumaturia R39.89

Pneumoblastoma — *see* Neoplasm, lung, malignant

Pneumocephalus G93.89

Pneumococcemia A40.3

Pneumococcus, pneumococcal — *see* condition

Pneumoconiosis (due to) (inhalation of) J64

- with tuberculosis (any type in A15 ☑) J65
- aluminum J63.0
- asbestos J61
- bagasse, bagassosis J67.1
- bauxite J63.1
- beryllium J63.2
- coal miners' (simple) J60
- coalworkers' (simple) J60
- collier's J60
- cotton dust J66.0
- diatomite (diatomaceous earth) J62.8
- dust
  - inorganic NEC J63.6
  - lime J62.8
  - marble J62.8
  - organic NEC J66.8

- fumes or vapors (from silo) J68.9
- graphite J63.3
- grinder's J62.8
- kaolin J62.8
- mica J62.8
- millstone maker's J62.8
- mineral fibers NEC J61
- miner's J60
- moldy hay J67.0
- potter's J62.8
- rheumatoid — *see* Rheumatoid, lung
- sandblaster's J62.8
- silica, silicate NEC J62.8
  - with carbon J60
- stonemason's J62.8
- talc (dust) J62.0

Pneumocystis carinii pneumonia B59

Pneumocystis jirovecii (pneumonia) B59

Pneumocystosis (with pneumonia) B59

Pneumohemopericardium I31.2

Pneumohemothorax J94.2
- traumatic S27.2 ☑

Pneumohydropericardium — *see* Pericarditis

Pneumohydrothorax — *see* Hydrothorax

Pneumomediastinum J98.2
- congenital or perinatal P25.2

Pneumomycosis B49 *[J99]*

Pneumonia (acute) (double) (migratory) (purulent) (septic) (unresolved) J18.9
- with
  - lung abscess J85.1
    - due to specified organism — *see* Pneumonia, in (due to)
  - influenza — *see* Influenza, with, pneumonia

- 2019 (novel) coronavirus J12.82
- adenoviral J12.0
- adynamic J18.2
- alba A50.04
- allergic (*see also* Pneumonitis, hypersensitivity) J82.89
- alveolar — *see* Pneumonia, lobar
- anaerobes J15.8
- anthrax A22.1
- apex, apical — *see* Pneumonia, lobar
- Ascaris B77.81
- aspiration J69.0
  - due to
    - aspiration of microorganisms
      - bacterial J15.9
      - viral J12.9
    - food (regurgitated) J69.0
    - gastric secretions J69.0
    - milk (regurgitated) J69.0
    - oils, essences J69.1
    - solids, liquids NEC J69.8
    - vomitus J69.0
  - newborn P24.81
    - amniotic fluid (clear) P24.11
    - blood P24.21
    - liquor (amnii) P24.11
    - meconium P24.01
    - milk P24.31
    - mucus P24.11
    - food (regurgitated) P24.31
    - specified NEC P24.81
    - stomach contents P24.31

- postprocedural J95.4
- atypical NEC J18.9
- bacillus J15.9
  - specified NEC J15.8
- bacterial J15.9
  - specified NEC J15.8
- Bacteroides (fragilis) (oralis) (melaninogenicus) J15.8
- basal, basic, basilar — *see* Pneumonia, by type
- bronchiolitis obliterans organized (BOOP) J84.89
- broncho-, bronchial (confluent) (croupous) (diffuse) (disseminated) (hemorrhagic) (involving lobes) (lobar) (terminal) J18.0
  - allergic (*see also* Pneumonitis, hypersensitivity) J82.89
  - aspiration — *see* Pneumonia, aspiration
  - bacterial J15.9
    - specified NEC J15.8
  - chronic — *see* Fibrosis, lung
  - diplococcal J13
  - Eaton's agent J15.7
  - Escherichia coli (E. coli) J15.5
  - Friedländer's bacillus J15.0
  - Hemophilus influenzae J14
  - hypostatic J18.2
  - inhalation (*see also* Pneumonia, aspiration)
    - due to fumes or vapors (chemical) J68.0
    - of oils or essences J69.1
  - Klebsiella (pneumoniae) J15.0
  - lipid, lipoid J69.1
    - endogenous J84.89

- Mycoplasma (pneumoniae) J15.7
- pleuro-pneumonia-like-organisms (PPLO) J15.7
- pneumococcal J13
- Proteus J15.69
- Pseudomonas J15.1
- Serratia marcescens J15.69
- specified organism NEC J16.8
- staphylococcal — *see* Pneumonia, staphylococcal
- streptococcal NEC J15.4
  - group B J15.3
  - pneumoniae J13
- viral, virus — *see* Pneumonia, viral

Butyrivibrio (fibriosolvens) J15.8
Candida B37.1
caseous — *see* Tuberculosis, pulmonary
catarrhal — *see* Pneumonia, broncho
chlamydial J16.0
- congenital P23.1

cholesterol J84.89
cirrhotic (chronic) — *see* Fibrosis, lung
Clostridium (haemolyticum) (novyi) J15.8
confluent — *see* Pneumonia, broncho
congenital (infective) P23.9
- due to

- bacterium NEC P23.6
- Chlamydia P23.1
- Escherichia coli P23.4
- Haemophilus influenzae P23.6
- infective organism NEC P23.8
- Klebsiella pneumoniae P23.6
- Mycoplasma P23.6
- Pseudomonas P23.5
- Staphylococcus P23.2
- Streptococcus (except group B) P23.6
  - group B P23.3
- viral agent P23.0
- specified NEC P23.8

coronavirus (novel) (disease) 2019 J12.82
COVID-19 J12.82
croupous — *see* Pneumonia, lobar
cryptogenic organizing J84.116
cytomegalic inclusion B25.0
cytomegaloviral B25.0
deglutition — *see* Pneumonia, aspiration
desquamative interstitial J84.117
diffuse — *see* Pneumonia, broncho
diplococcal, diplococcus (broncho-) (lobar) J13
disseminated (focal) — *see* Pneumonia, broncho
Eaton's agent J15.7
embolic, embolism — *see* Embolism, pulmonary
Enterobacter J15.69
eosinophilic J82.81
- acute J82.82
- chronic J82.81

- Escherichia coli (E. coli) J15.5
- Eubacterium J15.8
- fibrinous — *see* Pneumonia, lobar
- fibroid, fibrous (chronic) — *see* Fibrosis, lung
- Friedländer's bacillus J15.0
- Fusobacterium (nucleatum) J15.8
- gangrenous J85.0
- giant cell (measles) B05.2
- gonococcal A54.84
- gram-negative bacteria NEC J15.69
  - anaerobic J15.8
- Hemophilus influenzae (broncho) (lobar) J14
- human metapneumovirus J12.3
- hypostatic (broncho) (lobar) J18.2
- in (due to)
  - Acinetobacter baumannii J15.61
  - actinomycosis A42.0
  - adenovirus J12.0
  - anthrax A22.1
  - ascariasis B77.81
  - aspergillosis B44.9
  - Bacillus anthracis A22.1
  - Bacterium anitratum J15.69
  - candidiasis B37.1
  - chickenpox B01.2
  - Chlamydia J16.0
    - neonatal P23.1
  - coccidioidomycosis B38.2
    - acute B38.0
    - chronic B38.1

- cytomegalovirus disease B25.0
- Diplococcus (pneumoniae) J13
- Eaton's agent J15.7
- Enterobacter J15.69
- Escherichia coli (E. coli) J15.5
- Friedländer's bacillus J15.0
- fumes and vapors (chemical) (inhalation) J68.0
- gonorrhea A54.84
- Hemophilus influenzae (H. influenzae) J14
- Herellea J15.69
- histoplasmosis B39.2
  - acute B39.0
  - chronic B39.1
- human metapneumovirus J12.3
- Klebsiella (pneumoniae) J15.0
- measles B05.2
- Mycoplasma (pneumoniae) J15.7
- nocardiosis, nocardiasis A43.0
- ornithosis A70
- parainfluenza virus J12.2
- pleuro-pneumonia-like-organism (PPLO) J15.7
- pneumococcus J13
- pneumocystosis (Pneumocystis carinii) (Pneumocystis jirovecii) B59
- Proteus J15.69
- Pseudomonas NEC J15.1
  - pseudomallei A24.1
- psittacosis A70
- Q fever A78
- respiratory syncytial virus (RSV) J12.1
- rheumatic fever I00 *[J17]*
- rubella B06.81
- Salmonella (infection) A02.22
  - typhi A01.03

- schistosomiasis B65.9 *[J17]*
- Serratia marcescens J15.69
- specified
  - bacterium NEC J15.8
  - organism NEC J16.8
- spirochetal NEC A69.8
- Staphylococcus J15.20
  - aureus (methicillin susceptible) (MSSA) J15.211
    - methicillin resistant (MRSA) J15.212
  - specified NEC J15.29
- Streptococcus J15.4
  - group B J15.3
  - pneumoniae J13
  - specified NEC J15.4
- toxoplasmosis B58.3
- tularemia A21.2
- typhoid (fever) A01.03
- varicella B01.2
- virus — *see* Pneumonia, viral
- whooping cough A37.91
  - due to
    - Bordetella parapertussis A37.11
    - Bordetella pertussis A37.01
    - specified NEC A37.81
- Yersinia pestis A20.2

inhalation of food or vomit — *see* Pneumonia, aspiration

interstitial J84.9
- chronic J84.111
- desquamative J84.117
- due to
  - collagen vascular disease J84.178
  - known underlying cause J84.178

- idiopathic NOS J84.111
- in disease classified elsewhere J84.178
- lymphocytic (due to collagen vascular disease) (in diseases classified elsewhere) J84.178
- lymphoid J84.2
- non-specific J84.89
  - due to
    - collagen vascular disease J84.178
    - known underlying cause J84.178
  - idiopathic J84.113
  - in diseases classified elsewhere J84.178
- plasma cell B59
- pseudomonas J15.1
- usual J84.112
  - due to collagen vascular disease J84.178
  - idiopathic J84.112
  - in diseases classified elsewhere J84.178

Klebsiella (pneumoniae) J15.0

lipid, lipoid (exogenous) J69.1
- endogenous J84.89

lobar (disseminated) (double) (interstitial) J18.1
- bacterial J15.9
  - specified NEC J15.8
- chronic — *see* Fibrosis, lung
- Escherichia coli (E. coli) J15.5
- Friedländer's bacillus J15.0
- Hemophilus influenzae J14
- hypostatic J18.2
- Klebsiella (pneumoniae) J15.0
- pneumococcal J13
- Proteus J15.69
- Pseudomonas J15.1
- specified organism NEC J16.8
- staphylococcal — *see* Pneumonia, staphylococcal
- streptococcal NEC J15.4
- Streptococcus pneumoniae J13
- viral, virus — *see* Pneumonia, viral

- lobular — *see* Pneumonia, broncho
- Löffler's J82.89
- lymphoid interstitial J84.2
- massive — *see* Pneumonia, lobar
- meconium P24.01
- MRSA (Methicillin resistant Staphylococcus aureus) J15.212
- MSSA (methicillin susceptible Staphylococcus aureus) J15.211
- multilobar — *see* Pneumonia, by type
- Mycoplasma (pneumoniae) J15.7
- necrotic J85.0
- neonatal P23.9
  - aspiration — *see* Aspiration, by substance, with pneumonia
- nitrogen dioxide J68.0
- organizing J84.89
  - due to
    - collagen vascular disease J84.178
    - known underlying cause J84.178
  - in diseases classified elsewhere J84.178
- orthostatic J18.2
- parainfluenza virus J12.2
- parenchymatous — *see* Fibrosis, lung
- passive J18.2
- patchy — *see* Pneumonia, broncho
- Peptococcus J15.8
- Peptostreptococcus J15.8
- plasma cell (of infants) B59
- pleurolobar — *see* Pneumonia, lobar
- pleuro-pneumonia-like organism (PPLO) J15.7
- pneumococcal (broncho) (lobar) J13
- Pneumocystis (carinii) (jirovecii) B59
- postinfectional NEC B99 ☑ *[J17]*

- postmeasles B05.2
- Proteus J15.69
- Pseudomonas J15.1
- psittacosis A70
- radiation J70.0
- respiratory syncytial virus (RSV) J12.1
- resulting from a procedure J95.89
- rheumatic I00 *[J17]*
- Salmonella (arizonae) (cholerae-suis) (enteritidis) (typhimurium) A02.22
  - typhi A01.03
  - typhoid fever A01.03
- SARS-associated coronavirus J12.81
- SARS-CoV-2 J12.82
- segmented, segmental — *see* Pneumonia, broncho-
- Serratia marcescens J15.69
- specified NEC J18.8
  - bacterium NEC J15.8
  - organism NEC J16.8
  - virus NEC J12.89
- spirochetal NEC A69.8
- staphylococcal (broncho) (lobar) J15.20
  - aureus (methicillin susceptible) (MSSA) J15.211
    - methicillin resistant (MRSA) J15.212
  - specified NEC J15.29
- static, stasis J18.2
- streptococcal NEC (broncho) (lobar) J15.4
  - group
    - A J15.4
    - B J15.3
    - specified NEC J15.4

- Streptococcus pneumoniae J13
- syphilitic, congenital (early) A50.04
- traumatic (complication) (early) (secondary) T79.8 ☑
- tuberculous (any) — *see* Tuberculosis, pulmonary
- tularemic A21.2
- varicella B01.2
- Veillonella J15.8
- ventilator associated J95.851
- viral, virus (broncho) (interstitial) (lobar) J12.9
  - adenoviral J12.0
  - congenital P23.0
  - human metapneumovirus J12.3
  - parainfluenza J12.2
  - respiratory syncytial (RSV) J12.1
  - SARS-associated coronavirus J12.81
  - specified NEC J12.89
- white (congenital) A50.04

Pneumonic — *see* condition

Pneumonitis (acute) (primary) (*see also* Pneumonia) J98.4
- air-conditioner J67.7
- allergic (due to) J67.9
  - organic dust NEC J67.8
  - red cedar dust J67.8
  - sequoiosis J67.8
  - wood dust J67.8
- aspiration J69.0
  - due to
    - anesthesia J95.4
      - during
        - labor and delivery O74.0
        - pregnancy O29.01 ☑
        - puerperium O89.01

- fumes or gases J68.0
- obstetric O74.0
- chemical (due to gases, fumes or vapors) (inhalation) J68.0
  - due to anesthesia J95.4
- cholesterol J84.89
- crack (cocaine) J68.0
- chronic — *see* Fibrosis, lung
- congenital rubella P35.0
- due to
  - beryllium J68.0
  - cadmium J68.0
  - crack (cocaine) J68.0
  - detergent J69.8
  - fluorocarbon-polymer J68.0
  - food, vomit (aspiration) J69.0
  - fumes or vapors J68.0
  - gases, fumes or vapors (inhalation) J68.0
  - inhalation
    - blood J69.8
    - essences J69.1
    - food (regurgitated), milk, vomit J69.0
    - oils, essences J69.1
    - saliva J69.0
    - solids, liquids NEC J69.8
  - manganese J68.0
  - nitrogen dioxide J68.0
  - oils, essences J69.1
  - solids, liquids NEC J69.8
  - toxoplasmosis (acquired) B58.3
    - congenital P37.1

- vanadium J68.0
- ventilator J95.851
- eosinophilic J82.81
  - acute J82.82
  - chronic J82.81
- hypersensitivity J67.9
  - air conditioner lung J67.7
  - bagassosis J67.1
  - bird fancier's lung J67.2
  - farmer's lung J67.0
  - maltworker's lung J67.4
  - maple bark-stripper's lung J67.6
  - mushroom worker's lung J67.5
  - specified organic dust NEC J67.8
  - suberosis J67.3
- interstitial (chronic) J84.89
  - acute J84.114
  - lymphoid J84.2
  - non-specific J84.89
    - idiopathic J84.113
- lymphoid, interstitial J84.2
- meconium P24.01
- noninfectious J98.4
- postanesthetic J95.4
  - correct substance properly administered — *see* Table of Drugs and Chemicals, by drug, adverse effect
  - in labor and delivery O74.0
  - in pregnancy O29.01 ☑
  - obstetric O74.0
  - overdose or wrong substance given or taken (by accident) — *see* Table of Drugs and Chemicals, by drug, poisoning
  - postpartum, puerperal O89.01
- postoperative J95.4
  - obstetric O74.0

- radiation J70.0
- rubella, congenital P35.0
- specified NEC J98.4
- ventilation (air-conditioning) J67.7
- ventilator associated J95.851
- wood-dust J67.8

Pneumonoconiosis — *see* Pneumoconiosis

Pneumoparotid K11.8

Pneumopathy NEC J98.4
- alveolar J84.09
- due to organic dust NEC J66.8
- parietoalveolar J84.09

Pneumopericarditis (*see also* Pericarditis)
- acute I30.9

Pneumopericardium (*see also* Pericarditis)
- congenital P25.3
- newborn P25.3
- traumatic (post) — *see* Injury, heart

Pneumophagia (psychogenic) F45.8

Pneumopleurisy, pneumopleuritis (*see also* Pneumonia) J18.8

Pneumopyopericardium I30.1

Pneumopyothorax — *see* Pyopneumothorax
- with fistula J86.0

Pneumorrhagia (*see also* Hemorrhage, lung)
- tuberculous — *see* Tuberculosis, pulmonary

Pneumothorax NOS J93.9

- acute J93.83
- chronic J93.81
- congenital P25.1
- perinatal period P25.1
- postprocedural J95.811
- specified NEC J93.83
- spontaneous NOS J93.83
  - newborn P25.1
  - primary J93.11
  - secondary J93.12
  - tension J93.0
- tense valvular, infectional J93.0
- tension (spontaneous) J93.0
- traumatic S27.0 ☑
  - with hemothorax S27.2 ☑
- tuberculous — *see* Tuberculosis, pulmonary

Podagra (*see also* Gout) M10.9

Podencephalus Q01.9

Poikilocytosis R71.8

Poikiloderma L81.6

- Civatte's L57.3
- congenital Q82.8
- vasculare atrophicans L94.5

Poikilodermatomyositis M33.10

- with
  - myopathy M33.12
  - respiratory involvement M33.11
  - specified organ involvement NEC M33.19
- amyopathic M33.13
- without myopathy M33.13

Pointed ear (congenital) Q17.3
Poison ivy, oak, sumac or other plant dermatitis (allergic) (contact) L23.7
Poisoning (acute) (*see also* Table of Drugs and Chemicals)
- algae and toxins T65.82 ☑
- Bacillus B (aertrycke) (cholerae (suis)) (paratyphosus) (suipestifer) A02.9
  - botulinus A05.1
- bacterial toxins A05.9
- berries, noxious — *see* Poisoning, food, noxious, berries
- botulism A05.1
- ciguatera fish T61.0 ☑
- Clostridium botulinum A05.1
- death-cap (Amanita phalloides) (Amanita verna) — *see* Poisoning, food, noxious, mushrooms
- drug — *see* Table of Drugs and Chemicals, by drug, poisoning
- epidemic, fish (noxious) — *see* Poisoning, seafood
  - bacterial A05.9
- fava bean D55.0
- fish (noxious) T61.9 ☑
  - bacterial — *see* Intoxication, foodborne, by agent
  - ciguatera fish — *see* Poisoning, ciguatera fish
  - scombroid fish — *see* Poisoning, scombroid fish
  - specified type NEC T61.77 ☑
- food NEC A05.9
  - bacterial — *see* Intoxication, foodborne, by agent
  - due to
    - Bacillus (aertrycke) (choleraesuis) (paratyphosus) (suipestifer) A02.9
      - botulinus A05.1
    - Clostridium (perfringens) (Welchii) A05.2
    - salmonella (aertrycke) (choleraesuis) (enteritidis) (gallinarum) (paratyphi) (suipestifer) A02.9
      - with
        - gastroenteritis A02.0
        - sepsis A02.1

- staphylococcus A05.0
- Vibrio
  - parahaemolyticus A05.3
  - vulnificus A05.5
- noxious or naturally toxic T62.9 ☑
  - berries — *see* subcategory T62.1 ☑
  - fish — *see* Poisoning, seafood
  - mushrooms — *see* subcategory T62.0X ☑
  - plants NEC — *see* subcategory T62.2X ☑
  - seafood — *see* Poisoning, seafood
  - specified NEC — *see* subcategory T62.8X ☑
- ichthyotoxism — *see* Poisoning, seafood
- kreotoxism, food A05.9
- latex T65.81 ☑
- lead T56.0 ☑
- mushroom — *see* Poisoning, food, noxious, mushroom
- mussels (*see also* Poisoning, shellfish)
  - bacterial — *see* Intoxication, foodborne, by agent
- nicotine (tobacco) T65.2 ☑
- noxious foodstuffs — *see* Poisoning, food, noxious
- plants, noxious — *see* Poisoning, food, noxious, plants NEC
- ptomaine — *see* Poisoning, food
- radiation J70.0
- Salmonella (arizonae) (cholerae-suis) (enteritidis) (typhimurium) A02.9
- scombroid fish T61.1 ☑
- seafood (noxious) T61.9 ☑
  - bacterial — *see* Intoxication, foodborne, by agent
  - fish — *see* Poisoning, fish
  - shellfish — *see* Poisoning, shellfish
  - specified NEC — *see* subcategory T61.8X ☑
- shellfish (amnesic) (azaspiracid) (diarrheic) (neurotoxic) (noxious) (paralytic) T61.78 ☑

- bacterial — *see* Intoxication, foodborne, by agent
- ciguatera mollusk — *see* Poisoning, ciguatera fish

specified substance NEC T65.891 ☑
Staphylococcus, food A05.0
tobacco (nicotine) T65.2 ☑
water E87.79

Poker spine — *see* Spondylitis, ankylosing
Poland syndrome Q79.8
Polioencephalitis (acute) (bulbar) A80.9
inferior G12.22
influenzal — *see* Influenza, with, encephalopathy
superior hemorrhagic (acute) (Wernicke's) E51.2
Wernicke's E51.2
Polioencephalomyelitis (acute) (anterior) A80.9
with beriberi E51.2
Polioencephalopathy, superior hemorrhagic E51.2
with
- beriberi E51.11
- pellagra E52

Poliomeningoencephalitis — *see* Meningoencephalitis
Poliomyelitis (acute) (anterior) (epidemic) A80.9
with paralysis (bulbar) — *see* Poliomyelitis, paralytic
abortive A80.4
ascending (progressive) — *see* Poliomyelitis, paralytic
bulbar (paralytic) — *see* Poliomyelitis, paralytic
congenital P35.8
nonepidemic A80.9
nonparalytic A80.4
paralytic A80.30

- specified NEC A80.39
- vaccine-associated A80.0
- wild virus
  - imported A80.1
  - indigenous A80.2
- spinal, acute A80.9

Poliosis (eyebrow) (eyelashes) L67.1
- circumscripta, acquired L67.1

Pollakiuria R35.0
- psychogenic F45.8

Pollinosis J30.1

Pollitzer's disease L73.2

Polyadenitis (*see also* Lymphadenitis)
- malignant A20.0

Polyalgia M79.89

Polyangiitis M30.0
- microscopic M31.7
- overlap syndrome M30.8

Polyarteritis
- microscopic M31.7
- nodosa M30.0
  - with lung involvement M30.1
  - juvenile M30.2
  - related condition NEC M30.8

Polyarthralgia — *see* Pain, joint

Polyarthritis, polyarthropathy (*see also* Arthritis) M13.0

- due to or associated with other specified conditions — *see* Arthritis
- epidemic (Australian) (with exanthema) B33.1
- infective — *see* Arthritis, pyogenic or pyemic
- inflammatory M06.4
- juvenile (chronic) (seronegative) M08.3
- migratory M13.8 ☑
- rheumatic, acute — *see* Fever, rheumatic

Polyarthrosis M15.9
- post-traumatic M15.3
- primary M15.0
- specified NEC M15.8

Polycarential syndrome of infancy E40

Polychondritis (atrophic) (chronic) (*see also* Disorder, cartilage, specified type NEC)
- relapsing M94.1

Polycoria Q13.2

Polycystic (disease)
- degeneration, kidney Q61.3
  - autosomal dominant (adult type) Q61.2
  - autosomal recessive (infantile type) NEC Q61.19
- kidney Q61.3
  - autosomal
    - dominant Q61.2
    - recessive NEC Q61.19
  - autosomal dominant (adult type) Q61.2
  - autosomal recessive (childhood type) NEC Q61.19
  - infantile type NEC Q61.19
- liver Q44.6
- lung J98.4
  - congenital Q33.0
- ovary, ovaries E28.2
- spleen Q89.09

- **Polycythemia** (secondary) D75.1
  - acquired D75.1
  - benign (familial) D75.0
  - due to
    - donor twin P61.1
    - erythropoietin D75.1
    - fall in plasma volume D75.1
    - high altitude D75.1
    - maternal-fetal transfusion P61.1
    - stress D75.1
  - emotional D75.1
  - erythropoietin D75.1
  - familial (benign) D75.0
  - Gaisböck's (hypertonica) D75.1
  - high altitude D75.1
  - hypertonica D75.1
  - hypoxemic D75.1
  - neonatorum P61.1
  - nephrogenous D75.1
  - relative D75.1
  - secondary D75.1
  - spurious D75.1
  - stress D75.1
  - vera D45
- **Polycytosis** cryptogenica D75.1
- **Polydactylism**, polydactyly Q69.9
  - fingers Q69.0
  - thumb Q69.1
  - toes Q69.2

- **Polydipsia** R63.1
- **Polydystrophy,** pseudo-Hurler E77.0
- **Polyembryoma** — *see* Neoplasm, malignant, by site
- **Polyglandular**
  - deficiency E31.0
  - dyscrasia E31.9
  - dysfunction E31.9
  - syndrome E31.8
- **Polyhydramnios** O40. ☑
- **Polymastia** Q83.1
- **Polymenorrhea** N92.0
- **Polymyalgia** M35.3
  - arteritica, giant cell M31.5
  - rheumatica M35.3
    - with giant cell arteritis M31.5
- **Polymyositis** (acute) (chronic) (hemorrhagic) M33.20
  - with
    - myopathy M33.22
    - respiratory involvement M33.21
    - skin involvement — *see* Dermatopolymyositis
    - specified organ involvement NEC M33.29
  - ossificans (generalisata) (progressiva) — *see* Myositis, ossificans, progressiva
- **Polyneuritis,** polyneuritic (*see also* Polyneuropathy)

- acute (post-)infective G61.0
- alcoholic G62.1
- cranialis G52.7
- demyelinating, chronic inflammatory (CIDP) G61.81
- diabetic — *see* Diabetes, polyneuropathy
- diphtheritic A36.83
- due to lack of vitamin NEC E56.9 *[G63]*
- endemic E51.11
- erythredema — *see* subcategory T56.1 ☑
- febrile, acute G61.0
- hereditary ataxic G60.1
- idiopathic, acute G61.0
- infective (acute) G61.0
- inflammatory, chronic demyelinating (CIDP) G61.81
- nutritional E63.9 *[G63]*
- postinfective (acute) G61.0
- specified NEC G62.89

Polyneuropathy (peripheral) G62.9

- alcoholic G62.1
- amyloid (Portuguese) E85.1 *[G63]*
  - transthyretin-related (ATTR) familial E85.1 *[G63]*
- arsenical G62.2
- critical illness G62.81
- demyelinating, chronic inflammatory (CIDP) G61.81
- diabetic — *see* Diabetes, polyneuropathy
- drug-induced G62.0
- hereditary G60.9
  - specified NEC G60.8
- idiopathic G60.9
  - progressive G60.3
- in (due to)
  - alcohol G62.1

- sequelae G65.2
- amyloidosis, familial (Portuguese) E85.1 *[G63]*
- antitetanus serum G61.1
- arsenic G62.2
  - sequelae G65.2
- avitaminosis NEC E56.9 *[G63]*
- beriberi E51.11
- collagen vascular disease NEC M35.9 *[G63]*
- deficiency (of)
  - B (-complex) vitamins E53.9 *[G63]*
  - vitamin B6 E53.1 *[G63]*
- diabetes — *see* Diabetes, polyneuropathy
- diphtheria A36.83
- drug or medicament G62.0
  - correct substance properly administered — *see* Table of Drugs and Chemicals, by drug, adverse effect
  - overdose or wrong substance given or taken — *see* Table of Drugs and Chemicals, by drug, poisoning
- endocrine disease NEC E34.9 *[G63]*
- herpes zoster B02.23
- hypoglycemia E16.2 *[G63]*
- infectious
  - disease NEC B99 ☑ *[G63]*
  - mononucleosis B27.91
- lack of vitamin NEC E56.9 *[G63]*
- lead G62.2
  - sequelae G65.2

- leprosy A30.9 *[G63]*
- Lyme disease A69.22
- metabolic disease NEC E88.9 *[G63]*
- microscopic polyangiitis M31.7 *[G63]*
- mumps B26.84
- neoplastic disease (*see also* Neoplasm) D49.9 *[G63]*
- nutritional deficiency NEC E63.9 *[G63]*
- organophosphate compounds G62.2
  - sequelae G65.2
- parasitic disease NEC B89 *[G63]*
- pellagra E52 *[G63]*
- polyarteritis nodosa M30.0
- porphyria E80.20 *[G63]*
- radiation G62.82
- rheumatoid arthritis — *see* Rheumatoid, polyneuropathy
- sarcoidosis D86.89
- serum G61.1
- syphilis (late) A52.15
  - congenital A50.43
- systemic
  - connective tissue disorder M35.9 *[G63]*
  - lupus erythematosus M32.19
- toxic agent NEC G62.2
  - sequelae G65.2
- transthyretin-related (ATTR) familial amyloid E85.1
- triorthocresyl phosphate G62.2
  - sequelae G65.2
- tuberculosis A17.89
- uremia N18.9 *[G63]*
- vitamin B12 deficiency E53.8 *[G63]*
  - with anemia (pernicious) D51.0 *[G63]*
    - due to dietary deficiency D51.3 *[G63]*
- zoster B02.23

- inflammatory G61.9
  - chronic demyelinating (CIDP) G61.81
  - sequelae G65.1
  - specified NEC G61.89
- lead G62.2
  - sequelae G65.2
- nutritional NEC E63.9 *[G63]*
- postherpetic (zoster) B02.23
- progressive G60.3
- radiation-induced G62.82
- sensory (hereditary) (idiopathic) G60.8
- specified NEC G62.89
- syphilitic (late) A52.15
  - congenital A50.43

Polyopia H53.8

Polyorchism, polyorchidism Q55.21

Polyosteoarthritis (*see also* Osteoarthritis, generalized) M15.9
- post-traumatic M15.3
- specified NEC M15.8

Polyostotic fibrous dysplasia Q78.1

Polyotia Q17.0

Polyp, polypus
- accessory sinus J33.8
- adenocarcinoma in — *see* Neoplasm, malignant, by site
- adenocarcinoma in situ in — *see* Neoplasm, in situ, by site
- adenoid tissue J33.0
- adenomatous (*see also* Neoplasm, benign, by site)

- adenocarcinoma in — *see* Neoplasm, malignant, by site
- adenocarcinoma in situ in — *see* Neoplasm, in situ, by site
- carcinoma in — *see* Neoplasm, malignant, by site
- carcinoma in situ in — *see* Neoplasm, in situ, by site
- multiple — *see* Neoplasm, benign
  - adenocarcinoma in — *see* Neoplasm, malignant, by site
  - adenocarcinoma in situ in — *see* Neoplasm, in situ, by site

antrum J33.8
anus, anal (canal) K62.0
Bartholin's gland N84.3
bladder D41.4
carcinoma in — *see* Neoplasm, malignant, by site
carcinoma in situ in — *see* Neoplasm, in situ, by site
cecum D12.0
cervix (uteri) N84.1
- in pregnancy or childbirth — *see* Pregnancy, complicated by, abnormal, cervix
- mucous N84.1
- nonneoplastic N84.1

choanal J33.0
cholesterol K82.4
clitoris N84.3
colon K63.5
- adenomatous D12.6
  - ascending D12.2
  - cecum D12.0
  - descending D12.4
  - sigmoid D12.5
  - transverse D12.3
- ascending K63.5
- cecum K63.5
- descending K63.5
- hyperplastic, (any site) K63.5
- inflammatory K51.40

- with
  - abscess K51.414
  - complication K51.419
    - specified NEC K51.418
  - fistula K51.413
  - intestinal obstruction K51.412
  - rectal bleeding K51.411
- sigmoid K63.5
- transverse K63.5

corpus uteri N84.0
dental K04.01
- irreversible K04.02
- reversible K04.01

duodenum K31.7
ear (middle) H74.4 ☑
endometrium N84.0
esophageal K22.81
esophagogastric junction K22.82
ethmoidal (sinus) J33.8
fallopian tube N84.8
female genital tract N84.9
- specified NEC N84.8

frontal (sinus) J33.8
gallbladder K82.4
gingiva, gum K06.8
labia, labium (majus) (minus) N84.3
larynx (mucous) J38.1
- adenomatous D14.1

- malignant — *see* Neoplasm, malignant, by site
- maxillary (sinus) J33.8
- middle ear — *see* Polyp, ear (middle)
- myometrium N84.0
- nares
  - anterior J33.9
  - posterior J33.0
- nasal (mucous) J33.9
  - cavity J33.0
  - septum J33.0
- nasopharyngeal J33.0
- nose (mucous) J33.9
- oviduct N84.8
- pharynx J39.2
- placenta O90.89
- prostate — *see* Enlargement, enlarged, prostate
- pudenda, pudendum N84.3
- pulpal (dental) K04.01
  - irreversible K04.02
  - reversible K04.01
- rectum (nonadenomatous) K62.1
  - adenomatous — *see* Polyp, adenomatous
- septum (nasal) J33.0
- sinus (accessory) (ethmoidal) (frontal) (maxillary) (sphenoidal) J33.8
- sphenoidal (sinus) J33.8
- stomach K31.7
  - adenomatous D13.1

- tube, fallopian N84.8
- turbinate, mucous membrane J33.8
- umbilical, newborn P83.6
- ureter N28.89
- urethra N36.2
- uterus (body) (corpus) (mucous) N84.0
  - cervix N84.1
  - in pregnancy or childbirth — *see* Pregnancy, complicated by, tumor, uterus
- vagina N84.2
- vocal cord (mucous) J38.1
- vulva N84.3

Polyphagia R63.2

Polyploidy Q92.7

Polypoid — *see* condition

Polyposis (*see also* Polyp)
- coli D12.6
  - adenocarcinoma in C18.9
  - adenocarcinoma in situ in — *see* Neoplasm, in situ, by site
  - carcinoma in C18.9
- colon D12.6
- familial D12.6
  - adenocarcinoma in situ in — *see* Neoplasm, in situ, by site
  - adenomatous D13.91
- intestinal D12.6
  - adenomatous D13.91
- malignant lymphomatous C83.1 ☑
- multiple, adenomatous (*see also* Neoplasm, benign) D36.9

Polyradiculitis — *see* Polyneuropathy

Polyradiculoneuropathy (acute) (postinfective) (segmentally demyelinating) G61.0

Polyserositis

- due to pericarditis I31.1
- pericardial I31.1
- periodic, familial E85.0
- tuberculous A19.9
  - acute A19.1
  - chronic A19.8

Polysplenia syndrome Q89.09

Polysyndactyly (*see also* Syndactylism, syndactyly) Q70.4

Polytrichia L68.3

Polyunguia Q84.6

Polyuria R35.89

- nocturnal R35.81
- psychogenic F45.8
- specified NEC R35.89

Pompe's disease (glycogen storage) E74.02

Pompholyx L30.1

Poncet's disease (tuberculous rheumatism) A18.09

Pond fracture — *see* Fracture, skull

Ponos B55.0

Pons, pontine — *see* condition

Poor

- aesthetic of existing restoration of tooth K08.56
- contractions, labor O62.2
- gingival margin to tooth restoration K08.51
- housing weatherization Z59.19
- personal hygiene R46.0
- prenatal care, affecting management of pregnancy — *see* Pregnancy, complicated by, insufficient, prenatal care
- sucking reflex (newborn) R29.2
- urinary stream R39.12
- vision NEC H54.7

Poradenitis, nostras inguinalis or venerea A55

Porencephaly (congenital) (developmental) (true) Q04.6

- acquired G93.0
- nondevelopmental G93.0
- traumatic (post) F07.89

Porocephaliasis B88.8
Porokeratosis Q82.8
Poroma, eccrine — *see* Neoplasm, skin, benign
Porphyria (South African) E80.20
- acquired E80.20
- acute intermittent (hepatic) (Swedish) E80.21
- cutanea tarda (hereditary) (symptomatic) E80.1
- due to drugs E80.20
  - correct substance properly administered — *see* Table of Drugs and Chemicals, by drug, adverse effect
  - overdose or wrong substance given or taken — *see* Table of Drugs and Chemicals, by drug, poisoning
- erythropoietic (congenital) (hereditary) E80.0
- hepatocutaneous type E80.1
- secondary E80.20
- toxic NEC E80.20
- variegata E80.20

Porphyrinuria — *see* Porphyria
Porphyruria — *see* Porphyria
Portal — *see* condition
Port wine nevus, mark, or stain Q82.5
Posadas-Wernicke disease B38.9
Positive
- culture (nonspecific)
  - blood R78.81
  - bronchial washings R84.5
  - cerebrospinal fluid R83.5
  - cervix uteri R87.5
  - nasal secretions R84.5
  - nipple discharge R89.5
  - nose R84.5

- staphylococcus (Methicillin susceptible) Z22.321
  - Methicillin resistant Z22.322
- peritoneal fluid R85.5
- pleural fluid R84.5
- prostatic secretions R86.5
- saliva R85.5
- seminal fluid R86.5
- sputum R84.5
- synovial fluid R89.5
- throat scrapings R84.5
- urine R82.79
- vagina R87.5
- vulva R87.5
- wound secretions R89.5

PPD (skin test) R76.11

serology for syphilis A53.0
- false R76.89
- with signs or symptoms - code as Syphilis, by site and stage

skin test, tuberculin (without active tuberculosis) R76.11

test, human immunodeficiency virus (HIV) R75

VDRL A53.0
- with signs or symptoms - code by site and stage under Syphilis A53.9

Wassermann reaction A53.0

Postcardiotomy syndrome I97.0
Postcaval ureter Q62.62
Postcholecystectomy syndrome K91.5
Postclimacteric bleeding N95.0
Postcommissurotomy syndrome I97.0
Postconcussional syndrome F07.81
Postcontusional syndrome F07.81
Post COVID-19 condition, unspecified U09.9
Postcricoid region — *see* condition
Post-dates (40-42 weeks) (pregnancy) (mother) O48.0
- more than 42 weeks gestation O48.1

Postencephalitic syndrome F07.89
Posterior — *see* condition
Posterolateral sclerosis (spinal cord) — *see* Degeneration, combined
Postexanthematous — *see* condition
Postfebrile — *see* condition
Postgastrectomy dumping syndrome K91.1
Posthemiplegic chorea — *see* Monoplegia
Posthemorrhagic anemia (chronic) D50.0
- acute D62
- newborn P61.3

Postherpetic neuralgia (zoster) B02.29
- trigeminal B02.22

Posthitis N47.7
Postimmunization complication or reaction — *see* Complications, vaccination
Postinfectious — *see* condition
Postlaminectomy syndrome NEC M96.1
Postleukotomy syndrome F07.0
Postmastectomy lymphedema (syndrome) I97.2
Postmaturity, postmature (over 42 weeks)
- maternal (over 42 weeks gestation) O48.1
- newborn P08.22

- **Postmeasles** complication NEC (*see also* condition) B05.89
- **Postmenopausal**
  - endometrium (atrophic) N95.8
    - suppurative (*see also* Endometritis) N71.9
  - osteoporosis — *see* Osteoporosis, postmenopausal
- **Postnasal** drip R09.82
  - due to
    - allergic rhinitis — *see* Rhinitis, allergic
    - common cold J00
    - gastroesophageal reflux — *see* Reflux, gastroesophageal
    - nasopharyngitis — *see* Nasopharyngitis
    - other know condition - code to condition
    - sinusitis — *see* Sinusitis
- **Postnatal** — *see* condition
- **Postoperative** (postprocedural) (*see also* Complication, postoperative)
  - pneumothorax, therapeutic Z98.3
  - state NEC Z98.890
  - visit — *see* Aftercare
  - wound check — *see* Aftercare
- **Postpancreatectomy** hyperglycemia E89.1
- **Postpartum** — *see* Puerperal
- **Postphlebitic** syndrome — *see* Syndrome, postthrombotic
- **Postpoliomyelitic** (*see also* condition)
  - osteopathy — *see* Osteopathy, after poliomyelitis
- **Postpolio** (myelitic) syndrome G14
- **Postprocedural** (*see also* Postoperative)
  - hypoinsulinemia E89.1
- **Postschizophrenic** depression F32.89
- **Postsurgery** status (*see also* Status (post))
  - pneumothorax, therapeutic Z98.3
- **Post-term** (40-42 weeks) (pregnancy) (mother) O48.0

- infant P08.21
- more than 42 weeks gestation (mother) O48.1

Post-traumatic brain syndrome, nonpsychotic F07.81
Post-typhoid abscess A01.09
Postures, hysterical F44.2
Postvaccinal reaction or complication — *see* Complications, vaccination
Postvalvulotomy syndrome I97.0
Potain's
- disease (pulmonary edema) — *see* Edema, lung
- syndrome (gastrectasis with dyspepsia) K31.0

POTS (postural orthostatic tachycardia syndrome) G90.A
Potter's
- asthma J62.8
- facies Q60.6
- lung J62.8
- syndrome (with renal agenesis) Q60.6

Pott's
- curvature (spinal) A18.01
- disease or paraplegia A18.01
- spinal curvature A18.01
- tumor, puffy — *see* Osteomyelitis, specified type NEC

Pouch
- bronchus Q32.4
- Douglas' — *see* condition
- esophagus, esophageal, congenital Q39.6
  - acquired K22.5
- gastric K31.4
- Hartmann's K82.8
- pharynx, pharyngeal (congenital) Q38.7

- **Pouchitis** K91.850
- **Poultrymen's** itch B88.09
- **Poverty** NEC Z59.6
  - extreme Z59.5
- **Poxvirus** NEC B08.8
- **Prader-Willi** syndrome Q87.11
- **Prader-Willi-like** syndrome Q87.19
- **Preauricular** appendage or tag Q17.0
- **Prebetalipoproteinemia** (acquired) (essential) (familial) (hereditary) (primary) (secondary) E78.1
  - with chylomicronemia E78.3
- **Precipitate** labor or delivery O62.3
- **Preclimacteric** bleeding (menorrhagia) N92.4
- **Precocious**
  - adrenarche E30.1
  - menarche E30.1
  - menstruation E30.1
  - pubarche E30.1
  - puberty E30.1
    - central E22.8
  - sexual development NEC E30.1
  - thelarche E30.8
- **Precocity**, sexual (constitutional) (cryptogenic) (female) (idiopathic) (male) E30.1
  - with adrenal hyperplasia E25.9
    - congenital E25.0
- **Precordial** pain R07.2
- **Predeciduous** teeth K00.2
- **Prediabetes**, prediabetic R73.03
  - complicating
    - pregnancy — *see* Pregnancy, complicated by, diseases of, specified type or system NEC
    - puerperium O99.893

- **Predislocation** status of hip at birth Q65.6
- **Pre-eclampsia** O14.9 ☑
  - with pre-existing hypertension — *see* Hypertension, complicating pregnancy, pre-existing, with, pre-eclampsia
  - complicating
    - childbirth O14.94
    - puerperium O14.95
  - mild O14.0 ☑
    - complicating
      - childbirth O14.04
      - puerperium O14.05
  - moderate O14.0 ☑
    - complicating
      - childbirth O14.04
      - puerperium O14.05
  - severe O14.1 ☑
    - with hemolysis, elevated liver enzymes and low platelet count (HELLP) O14.2 ☑
      - complicating
        - childbirth O14.24
        - puerperium O14.25
    - complicating
      - childbirth O14.14
      - puerperium O14.15
- **Pre-eruptive** color change, teeth, tooth K00.8
- **Pre-excitation** atrioventricular conduction I45.6
- **Preglaucoma** H40.00 ☑
- **Pregnancy** (single) (uterine) (*see also* Delivery and Puerperal) Z33.1
  - Note: The Tabular must be reviewed for assignment of the appropriate character indicating the trimester of the pregnancy
  - Note: The Tabular must be reviewed for assignment of appropriate seventh character for multiple gestation codes in Chapter 15
  - abdominal (ectopic) O00.00
    - with intrauterine pregnancy O00.01
    - with viable fetus O36.7 ☑
  - ampullar O00.10 ☑
    - with intrauterine pregnancy O00.11 ☑

- biochemical O02.81
- broad ligament O00.80
  - with intrauterine pregnancy O00.81
- cervical O00.80
  - with intrauterine pregnancy O00.81
- chemical O02.81
- complicated NOS O26.9 ☑
- complicated by (care of) (management affected by)
  - abnormal, abnormality
    - cervix O34.4 ☑
      - causing obstructed labor O65.5
    - cord (umbilical) O69.9 ☑
    - fetal heart rate or rhythm O36.83 ☑
    - findings on antenatal screening of mother O28.9
      - biochemical O28.1
      - cytological O28.2
      - chromosomal O28.5
      - genetic O28.5
      - hematological O28.0
      - radiological O28.4
      - specified NEC O28.8
      - ultrasonic O28.3
    - glucose (tolerance) NEC O99.810
    - pelvic organs O34.9 ☑
      - specified NEC O34.8 ☑
        - causing obstructed labor O65.5
    - pelvis (bony) (major) NEC O33.0
    - perineum O34.7 ☑
    - position
      - placenta O44.0 ☑
        - with hemorrhage O44.1 ☑

- uterus O34.59 ☑
- uterus O34.59 ☑
  - causing obstructed labor O65.5
  - congenital O34.0 ☑
- vagina O34.6 ☑
  - causing obstructed labor O65.5
- vulva O34.7 ☑
  - causing obstructed labor O65.5

abruptio placentae — *see* Abruptio placentae

abscess or cellulitis
- bladder O23.1 ☑
- breast O91.11 ☑
- genital organ or tract O23.9 ☑

abuse
- physical O9A.31 ☑
- psychological O9A.51 ☑
- sexual O9A.41 ☑

adverse effect anesthesia O29.9 ☑
- aspiration pneumonitis O29.01 ☑
- cardiac arrest O29.11 ☑
- cardiac complication NEC O29.19 ☑
- cardiac failure O29.12 ☑
- central nervous system complication NEC O29.29 ☑
- cerebral anoxia O29.21 ☑
- failed or difficult intubation O29.6 ☑
- inhalation of stomach contents or secretions NOS O29.01 ☑
- local, toxic reaction O29.3X ☑
- Mendelson's syndrome O29.01 ☑
- pressure collapse of lung O29.02 ☑
- pulmonary complications NEC O29.09 ☑
- specified NEC O29.8X ☑
- spinal and epidural type NEC O29.5X ☑

- induced headache O29.4 ☑
- albuminuria (*see also* Proteinuria, gestational) O12.1 ☑
- alcohol use O99.31 ☑
- amnionitis O41.12 ☑
- anaphylactoid syndrome of pregnancy O88.01 ☑
- anemia (conditions in D50-D64) (pre-existing) O99.01 ☑
  - complicating childbirth O99.02
  - complicating the puerperium O99.03
- antepartum hemorrhage O46.9 ☑
  - with coagulation defect — *see* Hemorrhage, antepartum, with coagulation defect
  - specified NEC O46.8X ☑
- appendicitis O99.61 ☑
- atrophy (yellow) (acute) liver (subacute) O26.61 ☑
- bariatric surgery status O99.84 ☑
- bicornis or bicornuate uterus O34.0 ☑
- biliary tract problems O26.61 ☑
- breech presentation O32.1 ☑
- cardiovascular diseases (conditions in I00-I09, I20-I52, I70-I99) O99.41 ☑
- cerebrovascular disorders (conditions in I60-I69) O99.41 ☑
- cervical shortening O26.87 ☑
- cervicitis O23.51 ☑
- cesarean scar defect (isthmocele) O34.22
- chloasma (gravidarum) O26.89 ☑
- cholestasis (intrahepatic) O26.64 ☑
- cholecystitis O99.61 ☑
- chorioamnionitis O41.12 ☑
- circulatory system disorder (conditions in I00-I09, I20-I99, O99.41 ☑)
- compound presentation O32.6 ☑
- conjoined twins O30.02 ☑
- connective system disorders (conditions in M00-M99) O99.891
- contracted pelvis (general) O33.1

- inlet O33.2
- outlet O33.3 ☑
- convulsions (eclamptic) (uremic) (*see also* Eclampsia) O15.9
- cracked nipple O92.11 ☑
- cystitis O23.1 ☑
- cystocele O34.8 ☑
- death of fetus (near term) O36.4 ☑
  - early pregnancy O02.1
  - of one fetus or more in multiple gestation O31.2 ☑
- deciduitis O41.14 ☑
- decreased fetal movement O36.81 ☑
- dental problems O99.61 ☑
- diabetes (mellitus) O24.91 ☑
  - gestational (pregnancy induced) — *see* Diabetes, gestational
  - pre-existing O24.31 ☑
    - specified NEC O24.81 ☑
    - type 1 O24.01 ☑
    - type 2 O24.11 ☑
- digestive system disorders (conditions in K00-K93) O99.61 ☑
- diseases of — *see* Pregnancy, complicated by, specified body system disease
  - biliary tract O26.61 ☑
  - blood NEC (conditions in D65-D77) O99.11 ☑
  - liver O26.61 ☑
  - specified NEC O99.891
- disorders of — *see* Pregnancy, complicated by, specified body system disorder
  - amniotic fluid and membranes O41.9 ☑
    - specified NEC O41.8X ☑

- biliary tract O26.61 ☑
- ear and mastoid process (conditions in H60-H95) O99.891
- eye and adnexa (conditions in H00-H59) O99.891
- liver O26.61 ☑
- skin (conditions in L00-L99) O99.71 ☑
- specified NEC O99.891

displacement, uterus NEC O34.59 ☑
- causing obstructed labor O65.5

disproportion (due to) O33.9
- fetal (ascites) (hydrops) (meningomyelocele) (sacral teratoma) (tumor) deformities NEC O33.7 ☑
- generally contracted pelvis O33.1
- hydrocephalic fetus O33.6 ☑
- inlet contraction of pelvis O33.2
- mixed maternal and fetal origin O33.4 ☑
- specified NEC O33.8

double uterus O34.0 ☑
- causing obstructed labor O65.5

drug use (conditions in F11-F19) O99.32 ☑

eclampsia, eclamptic (coma) (convulsions) (delirium) (nephritis) (uremia) (*see also* Eclampsia) O15. ☑

ectopic pregnancy — *see* Pregnancy, ectopic

edema O12.0 ☑
- with
  - gestational hypertension, mild (*see also* Pre-eclampsia) O14.0 ☑
  - proteinuria O12.2 ☑

effusion, amniotic fluid — *see* Pregnancy, complicated by, premature rupture of membranes

elderly
- multigravida O09.52 ☑
- primigravida O09.51 ☑

embolism (*see also* Embolism, obstetric, pregnancy) O88. ☑

endocrine diseases NEC O99.28 ☑

endometritis O86.12

excessive weight gain O26.0 ☑

exhaustion O26.81 ☑

- during labor and delivery O75.81
- face presentation O32.3 ☑
- failed induction of labor O61.9
  - instrumental O61.1
  - mechanical O61.1
  - medical O61.0
  - specified NEC O61.8
  - surgical O61.1
- failed or difficult intubation for anesthesia O29.6 ☑
- false labor (pains) O47.9
  - at or after 37 completed weeks of pregnancy O47.1
  - before 37 completed weeks of pregnancy O47.0 ☑
- fatigue O26.81 ☑
  - during labor and delivery O75.81
- fatty metamorphosis of liver O26.61 ☑
- female genital mutilation O34.8 ☑ *[N90.81 ☑]*
- fetal (maternal care for)
  - abnormality or damage O35.9 ☑
    - acid-base balance O68
    - specified type NEC O35.8 ☑
  - acidemia O68
  - acidosis O68
  - agenesis of corpus callosum O35.01 ☑
  - alkalosis O68
  - anemia and thrombocytopenia O36.82 ☑
  - anencephaly O35.02 ☑
  - bradycardia O36.83 ☑
  - cardiac anomalies O35.8 ☑
  - central nervous system malformation or damage O35.00 ☑
    - specified type NEC O35.09 ☑

- choroid plexus cysts O35.03 ☑
- chromosomal abnormality (conditions in Q90-Q99) O35.10 ☑
  - sex chromosome O35.15 ☑
  - specified NEC O35.19 ☑
  - Trisomy 13 O35.11 ☑
  - Trisomy 18 O35.12 ☑
  - Trisomy 21 O35.13 ☑
  - Turner Syndrome O35.14 ☑
- conjoined twins O30.02 ☑
- damage from
  - amniocentesis O35.7 ☑
  - biopsy procedures O35.7 ☑
  - drug addiction O35.5 ☑
  - hematological investigation O35.7 ☑
  - intrauterine contraceptive device O35.7 ☑
  - maternal
    - alcohol addiction O35.4 ☑
    - cytomegalovirus infection O35.3 ☑
    - disease NEC O35.8 ☑
    - drug addiction O35.5 ☑
    - listeriosis O35.8 ☑
    - rubella O35.3 ☑
    - toxoplasmosis O35.8 ☑
    - viral infection O35.3 ☑
  - medical procedure NEC O35.7 ☑
  - radiation O35.6 ☑
- death (near term) O36.4 ☑
  - early pregnancy O02.1

- decreased movement O36.81 ☑
- depressed heart rate tones O36.83 ☑
- disproportion due to deformity (fetal) O33.7 ☑
- encephalocele O35.04 ☑
- excessive growth (large for dates) O36.6 ☑
- facial anomalies O35.A ☑
- gastrointestinal anomalies O35.D ☑
- genitourinary anomalies O35.E ☑
- growth retardation O36.59 ☑
  - light for dates O36.59 ☑
  - small for dates O36.59 ☑
- heart rate irregularity (abnormal variability) (bradycardia) (decelerations) (tachycardia) O36.83 ☑
- hereditary disease O35.2 ☑
- holoprosencephaly O35.05 ☑
- hydrocephalus O35.06 ☑
- hydrocephaly O35.06 ☑
- intrauterine death O36.4 ☑
- microcephaly O35.07 ☑
- musculoskeletal anomalies
  - lower extremities O35.H ☑
  - trunk O35.F ☑
  - upper extremities O35.G ☑
- non-reassuring heart rate or rhythm O36.83 ☑
- poor growth O36.59 ☑
  - light for dates O36.59 ☑
  - small for dates O36.59 ☑
- problem O36.9 ☑
  - specified NEC O36.89 ☑

- pulmonary anomalies O35.C ☑
- reduction (elective) O31.3 ☑
- selective termination O31.3 ☑
- spina bifida O35.08 ☑
- thrombocytopenia O36.82 ☑

fibroid (tumor) (uterus) O34.1 ☑
fissure of nipple O92.11 ☑
gallstones O99.61 ☑
gastric banding status O99.84 ☑
gastric bypass status O99.84 ☑
genital herpes (asymptomatic) (history of) (inactive) O98.3 ☑
genital tract infection O23.9 ☑
glomerular diseases (conditions in N00-N07) O26.83 ☑

- with hypertension, pre-existing — *see* Hypertension, complicating, pregnancy, pre-existing, with, renal disease

gonorrhea O98.21 ☑
grand multiparity O09.4 ☑
habitual aborter — *see* Pregnancy, complicated by, recurrent pregnancy loss
HELLP syndrome (hemolysis, elevated liver enzymes and low platelet count) O14.2 ☑
hemorrhage

- antepartum — *see* Hemorrhage, antepartum
- before 20 completed weeks gestation O20.9
  - specified NEC O20.8
- due to premature separation, placenta (*see also* Abruptio placentae) O45.9 ☑
- early O20.9
  - specified NEC O20.8
- threatened abortion O20.0

hemorrhoids O22.4 ☑
hepatitis (viral) O98.41 ☑
herniation of uterus O34.59 ☑
high

- head at term O32.4 ☑
- risk — *see* Supervision (of) (for), high-risk

- history of in utero procedure during previous pregnancy O09.82 ☑
- HIV O98.71 ☑
- human immunodeficiency virus (HIV) disease O98.71 ☑
- hydatidiform mole (*see also* Mole, hydatidiform) O01.9
- hydramnios O40. ☑
- hydrocephalic fetus (disproportion) O33.6 ☑
- hydrops
  - amnii O40. ☑
  - fetalis O36.2 ☑
    - associated with isoimmunization (*see also* Pregnancy, complicated by, isoimmunization) O36.11 ☑
- hydrorrhea O42.90
- hyperemesis (gravidarum) (mild) (*see also* Hyperemesis, gravidarum) O21.0
- hypertension — *see* Hypertension, complicating pregnancy
- hypertensive
  - heart and renal disease, pre-existing — *see* Hypertension, complicating, pregnancy, pre-existing, with, heart disease, with renal disease
  - heart disease, pre-existing — *see* Hypertension, complicating, pregnancy, pre-existing, with, heart disease
  - renal disease, pre-existing — *see* Hypertension, complicating, pregnancy, pre-existing, with, renal disease
- hypotension O26.5 ☑
- immune disorders NEC (conditions in D80-D89) O99.11 ☑
- incarceration, uterus O34.51 ☑
- incompetent cervix O34.3 ☑
- inconclusive fetal viability O36.80 ☑
- infection(s) O98.91 ☑
  - amniotic fluid or sac O41.10 ☑
  - bladder O23.1 ☑
  - carrier state NEC O99.830
    - streptococcus B O99.820
  - genital organ or tract O23.9 ☑
    - specified NEC O23.59 ☑

- genitourinary tract O23.9 ☑
- gonorrhea O98.21 ☑
- hepatitis (viral) O98.41 ☑
- HIV O98.71 ☑
- human immunodeficiency virus (HIV) O98.71 ☑
- intrauterine O41.12 ☑
- kidney O23.0 ☑
- nipple O91.01 ☑
- parasitic disease O98.91 ☑
  - specified NEC O98.81 ☑
- protozoal disease O98.61 ☑
- sexually transmitted NEC O98.31 ☑
- specified type NEC O98.81 ☑
- syphilis O98.11 ☑
- tuberculosis O98.01 ☑
- urethra O23.2 ☑
- urinary (tract) O23.4 ☑
  - specified NEC O23.3 ☑
- viral disease O98.51 ☑

inflammation
- intrauterine O41.12 ☑

injury or poisoning (conditions in S00-T88) O9A.21 ☑
- due to abuse
  - physical O9A.31 ☑
  - psychological O9A.51 ☑
  - sexual O9A.41 ☑

insufficient
- prenatal care O09.3 ☑
- weight gain O26.1 ☑

insulin resistance O26.89 ☑

intrauterine fetal death (near term) O36.4 ☑

- early pregnancy O02.1
- multiple gestation (one fetus or more) O31.2 ☑
- isoimmunization O36.11 ☑
  - anti-A sensitization O36.11 ☑
  - anti-B sensitization O36.19 ☑
  - Rh O36.09 ☑
    - anti-D antibody O36.01 ☑
  - specified NEC O36.19 ☑
- laceration of uterus NEC O71.81
- malformation
  - central nervous system O35.00 ☑
    - specified type NEC O35.09 ☑
  - placenta, placental (vessel) O43.10 ☑
    - specified NEC O43.19 ☑
  - uterus (congenital) O34.0 ☑
- malnutrition (conditions in E40-E46) O25.1 ☑
- maternal hypotension syndrome O26.5 ☑
- mental disorders (conditions in F01-F09, F20-F52 and F54-F99) O99.34 ☑
  - alcohol use O99.31 ☑
  - drug use O99.32 ☑
  - smoking O99.33 ☑
- mentum presentation O32.3 ☑
- metabolic disorders O99.28 ☑
- missed
  - abortion O02.1
  - delivery O36.4 ☑
- multiple gestations O30.9 ☑

- conjoined twins O30.02 ☑
- specified number of multiples NEC — *see* Pregnancy, multiple (gestation), specified NEC
- quadruplet — *see* Pregnancy, quadruplet
- specified complication NEC O31.8X ☑
- triplet — *see* Pregnancy, triplet
- twin — *see* Pregnancy, twin

musculoskeletal condition (conditions is M00-M99) O99.891
necrosis, liver (conditions in K72 ☑) O26.61 ☑
neoplasm
- benign
  - cervix O34.4 ☑
  - corpus uteri O34.1 ☑
  - uterus O34.1 ☑
- malignant O9A.11 ☑

nephropathy NEC O26.83 ☑
nervous system condition (conditions in G00-G99) O99.35 ☑
nutritional diseases NEC O99.28 ☑
obesity (pre-existing) O99.21 ☑
obesity surgery status O99.84 ☑
oblique lie or presentation O32.2 ☑
older mother — *see* Pregnancy, complicated by, elderly
oligohydramnios O41.0 ☑
- with premature rupture of membranes (*see also* Pregnancy, complicated by, premature rupture of membranes) O42. ☑

onset (spontaneous) of labor after 37 completed weeks of gestation but before 39 completed weeks gestation, with delivery by (planned) cesarean section O75.82
oophoritis O23.52 ☑
overdose, drug (*see also* Table of Drugs and Chemicals, by drug, poisoning) O9A.21 ☑
oversize fetus O33.5 ☑
papyraceous fetus O31.0 ☑
pelvic inflammatory disease O99.891
periodontal disease O99.61 ☑
peripheral neuritis O26.82 ☑
peritoneal (pelvic) adhesions O99.891
phlebitis O22.9 ☑
phlebopathy O22.9 ☑
phlebothrombosis (superficial) O22.2 ☑

- deep O22.3 ☑
- placenta accreta O43.21 ☑
- placenta increta O43.22 ☑
- placenta percreta O43.23 ☑
- placenta previa O44.0 ☑
  - complete O44.0 ☑
    - with hemorrhage O44.1 ☑
  - marginal O44.2 ☑
    - with hemorrhage O44.3 ☑
  - partial O44.2 ☑
    - with hemorrhage O44.3 ☑
- placental disorder O43.9 ☑
  - specified NEC O43.89 ☑
- placental dysfunction O43.89 ☑
- placental infarction O43.81 ☑
- placental insufficiency O36.51 ☑
- placental transfusion syndromes
  - fetomaternal O43.01 ☑
  - fetus to fetus O43.02 ☑
  - maternofetal O43.01 ☑
- placentitis O41.14 ☑
- pneumonia O99.51 ☑
- poisoning (*see also* Table of Drugs and Chemicals) O9A.21 ☑
- polyhydramnios O40 ☑
- polymorphic eruption of pregnancy O26.86
- poor obstetric history NEC O09.29 ☑
- postmaturity (post-term) (40 to 42 weeks) O48.0
  - more than 42 completed weeks gestation (prolonged) O48.1
- pre-eclampsia O14.9 ☑
  - mild O14.0 ☑
  - moderate O14.0 ☑
  - severe O14.1 ☑

- with hemolysis, elevated liver enzymes and low platelet count (HELLP) O14.2 ☑
- premature labor — *see* Pregnancy, complicated by, preterm labor
- premature rupture of membranes O42.90
  - full-term, unspecified as to length of time between rupture and onset of labor O42.92
  - with onset of labor
    - within 24 hours O42.00
      - at or after 37 weeks gestation, onset of labor within 24 hours of rupture O42.02
      - pre-term (before 37 completed weeks of gestation) O42.01 ☑
    - after 24 hours O42.10
      - at or after 37 weeks gestation, onset of labor more than 24 hours following rupture O42.12
      - pre-term (before 37 completed weeks of gestation) O42.11 ☑
  - at or after 37 weeks gestation, unspecified as to length of time between rupture and onset of labor O42.92
  - pre-term (before 37 completed weeks of gestation) O42.91 ☑
- premature separation of placenta (*see also* Abruptio placentae) O45.9 ☑
- presentation, fetal — *see* Delivery, complicated by, malposition
- preterm delivery O60.10 ☑
- preterm labor
  - with delivery O60.10 ☑
    - preterm O60.10 ☑
    - term O60.20 ☑
  - second trimester
    - with term delivery O60.22 ☑
    - without delivery O60.02
    - with preterm delivery
      - second trimester O60.12 ☑
      - third trimester O60.13 ☑
  - third trimester
    - with term delivery O60.23 ☑
    - without delivery O60.03
    - with third trimester preterm delivery O60.14 ☑
  - without delivery O60.00

- second trimester O60.02
- third trimester O60.03

previous history of — *see* Pregnancy, supervision of, high-risk
prolapse, uterus O34.52 ☑
proteinuria (gestational) (*see also* Proteinuria, gestational) O12.1 ☑
- with edema O12.2 ☑

pruritic urticarial papules and plaques of pregnancy (PUPPP) O26.86
pruritus (neurogenic) O26.89 ☑
psychosis or psychoneurosis (puerperal) F53.1
ptyalism O26.89 ☑
PUPPP (pruritic urticarial papules and plaques of pregnancy) O26.86
pyelitis O23.0 ☑
recurrent pregnancy loss O26.2 ☑
renal disease or failure NEC O26.83 ☑
- with secondary hypertension, pre-existing — *see* Hypertension, complicating, pregnancy, pre-existing, secondary
- hypertensive, pre-existing — *see* Hypertension, complicating, pregnancy, pre-existing, with, renal disease

respiratory condition (conditions in J00-J99) O99.51 ☑
retained, retention
- dead ovum O02.0
- intrauterine contraceptive device O26.3 ☑

retroversion, uterus O34.53 ☑
Rh immunization, incompatibility or sensitization NEC O36.09 ☑
- anti-D antibody O36.01 ☑

rupture
- amnion (premature) (*see also* Pregnancy, complicated by, premature rupture of membranes) O42 ☑
- membranes (premature) (*see also* Pregnancy, complicated by, premature rupture of membranes) O42 ☑
- uterus (during labor) O71.1
  - before onset of labor O71.0 ☑

- salivation (excessive) O26.89 ☑
- salpingitis O23.52 ☑
- salpingo-oophoritis O23.52 ☑
- sepsis (conditions in A40 ☑, A41 ☑) O98.81 ☑
- size date discrepancy (uterine) O26.84 ☑
- skin condition (conditions in L00-L99) O99.71 ☑
- smoking (tobacco) O99.33 ☑
- social problem O09.7 ☑
- specified condition NEC O26.89 ☑
- spotting O26.85 ☑
- streptococcus group B (GBS) carrier state O99.820
- subluxation of symphysis (pubis) O26.71 ☑
- syphilis (conditions in A50-A53) O98.11 ☑
- threatened
  - abortion O20.0
  - labor O47.9
    - at or after 37 completed weeks of gestation O47.1
    - before 37 completed weeks of gestation O47.0 ☑
- thrombophlebitis (superficial) O22.2 ☑
- thrombosis O22.9 ☑
  - cerebral venous O22.5 ☑
  - cerebrovenous sinus O22.5 ☑
  - deep O22.3 ☑
- tobacco use disorder (smoking) O99.33 ☑
- torsion of uterus O34.59 ☑
- toxemia O14.9 ☑
- transverse lie or presentation O32.2 ☑
- tuberculosis (conditions in A15-A19) O98.01 ☑
- tumor (benign)
  - cervix O34.4 ☑
  - malignant O9A.11 ☑
  - uterus O34.1 ☑

- unstable lie O32.0 ☑
- upper respiratory infection O99.51 ☑
- urethritis O23.2 ☑
- uterine size date discrepancy O26.84 ☑
- vaginitis or vulvitis O23.59 ☑
- varicose veins (lower extremities) O22.0 ☑
  - genitals O22.1 ☑
  - legs O22.0 ☑
  - perineal O22.1 ☑
  - vaginal or vulval O22.1 ☑
- venereal disease NEC (conditions in A63.8) O98.31 ☑
- venous disorders O22.9 ☑
  - specified NEC O22.8X ☑
- viral diseases (conditions in A80-B09, B25-B34) O98.51 ☑
- very young mother — *see* Pregnancy, complicated by, young mother
- vomiting O21.9
  - due to diseases classified elsewhere O21.8
  - hyperemesis gravidarum (mild) (*see also* Hyperemesis, gravidarum) O21.0
  - late (occurring after 20 weeks of gestation) O21.2
- young mother
  - multigravida O09.62 ☑
  - primigravida O09.61 ☑

concealed O09.3 ☑

continuing following
- elective fetal reduction of one or more fetus O31.3 ☑
- intrauterine death of one or more fetus O31.2 ☑
- spontaneous abortion of one or more fetus O31.1 ☑

cornual O00.80
- with intrauterine pregnancy O00.81

ectopic (ruptured) O00.90
- with intrauterine pregnancy O00.91
- abdominal O00.00

- with
  - intrauterine pregnancy O00.01
  - viable fetus O36.7 ☑
- cervical O00.80
  - with intrauterine pregnancy O00.81
- complicated (by) O08.9
  - afibrinogenemia O08.1
  - cardiac arrest O08.81
  - chemical damage of pelvic organ(s) O08.6
  - circulatory collapse O08.3
  - defibrination syndrome O08.1
  - electrolyte imbalance O08.5
  - embolism (amniotic fluid) (blood clot) (pulmonary) (septic) O08.2
  - endometritis O08.0
  - genital tract and pelvic infection O08.0
  - hemorrhage (delayed) (excessive) O08.1
  - infection
    - genital tract or pelvic O08.0
    - kidney 008.83
    - urinary tract O08.83
  - intravascular coagulation O08.1
  - laceration of pelvic organ(s) O08.6
  - metabolic disorder O08.5
  - oliguria O08.4
  - oophoritis O08.0
  - parametritis O08.0
  - pelvic peritonitis O08.0
  - perforation of pelvic organ(s) O08.6
  - renal failure or shutdown O08.4
  - salpingitis or salpingo-oophoritis O08.0
  - sepsis O08.82
  - shock O08.83

- septic O08.82
- specified condition NEC O08.89
- tubular necrosis (renal) O08.4
- uremia O08.4
- urinary infection O08.83
- venous complication NEC O08.7
  - embolism O08.2
- cornual O00.80
  - with intrauterine pregnancy O00.81
- intraligamentous O00.80
  - with intrauterine pregnancy O00.81
- mural O00.80
  - with intrauterine pregnancy O00.81
- ovarian O00.20 ☑
  - with intrauterine pregnancy O00.21 ☑
- specified site NEC O00.80
  - with intrauterine pregnancy O00.81
- tubal (ruptured) O00.10 ☑
  - with intrauterine pregnancy O00.11 ☑

examination (normal) Z34.9 ☑
- high-risk — *see* Pregnancy, supervision of, high-risk
- first Z34.0 ☑
- specified Z34.8 ☑

extrauterine — *see* Pregnancy, ectopic

fallopian O00.10 ☑
- with intrauterine pregnancy O00.11 ☑

- false F45.8
- gestational carrier Z33.3
- heptachorionic, hepta-amniotic (septuplets) O30.83 ☑
- hexachorionic, hexa-amniotic (sextuplets) O30.83 ☑
- hidden O09.3 ☑
- high-risk — *see* Pregnancy, supervision of, high-risk
- incidental finding Z33.1
- interstitial O00.80
  - with intrauterine pregnancy O00.81
- intraligamentous O00.80
  - with intrauterine pregnancy O00.81
- intramural O00.80
  - with intrauterine pregnancy O00.81
- intraperitoneal O00.00
  - with intrauterine pregnancy O00.01
- isthmian O00.10 ☑
  - with intrauterine pregnancy O00.11 ☑
- mesometric (mural) O00.80
  - with intrauterine pregnancy O00.81
- molar NEC O02.0
  - complicated (by) O08.9

- afibrinogenemia O08.1
- cardiac arrest O08.81
- chemical damage of pelvic organ(s) O08.6
- circulatory collapse O08.3
- defibrination syndrome O08.1
- electrolyte imbalance O08.5
- embolism (amniotic fluid) (blood clot) (pulmonary) (septic) O08.2
- endometritis O08.0
- genital tract and pelvic infection O08.0
- hemorrhage (delayed) (excessive) O08.1
- infection
  - genital tract or pelvic O08.0
  - kidney O08.83
  - urinary tract O08.83
- intravascular coagulation O08.1
- laceration of pelvic organ(s) O08.6
- metabolic disorder O08.5
- oliguria O08.4
- oophoritis O08.0
- parametritis O08.0
- pelvic peritonitis O08.0
- perforation of pelvic organ(s) O08.6
- renal failure or shutdown O08.4
- salpingitis or salpingo-oophoritis O08.0
- sepsis O08.82
- shock O08.3
  - septic O08.82
- specified condition NEC O08.89
- tubular necrosis (renal) O08.4
- uremia O08.4
- urinary infection O08.83
- venous complication NEC O08.7
  - embolism O08.2

- hydatidiform (*see also* Mole, hydatidiform) O01.9
- multiple (gestation) O30.9 ☑
  - greater than quadruplets — *see* Pregnancy, multiple (gestation), specified NEC
  - specified NEC O30.80 ☑
    - with
      - two or more monoamniotic fetuses O30.82 ☑
      - two or more monochorionic fetuses O30.81 ☑
    - number of chorions and amnions are both equal to the number of fetuses O30.83 ☑
    - two or more monoamniotic fetuses O30.82 ☑
    - two or more monochorionic fetuses O30.81 ☑
    - unable to determine number of placenta and number of amniotic sacs O30.89 ☑
    - unspecified number of placenta and unspecified number of amniotic sacs O30.80 ☑
- mural O00.80
  - with intrauterine pregnancy O00.81
- normal (supervision of) Z34.9 ☑
  - high-risk — *see* Pregnancy, supervision of, high-risk
  - first Z34.0 ☑
  - specified Z34.8 ☑
- ovarian O00.20 ☑
  - with intrauterine pregnancy O00.21 ☑
- pentachorionic, penta-amniotic (quintuplets) O30.83 ☑
- postmature (40 to 42 weeks) O48.0
  - more than 42 weeks gestation O48.1
- post-term (40 to 42 weeks) O48.0
- prenatal care only Z34.9 ☑
  - high-risk — *see* Pregnancy, supervision of, high-risk
  - first Z34.0 ☑
  - specified Z34.8 ☑
- prolonged (more than 42 weeks gestation) O48.1
- quadruplet O30.20 ☑
  - with

- two or more monoamniotic fetuses O30.22
- two or more monochorionic fetuses O30.21
- quadrachorionic/quadra-amniotic O30.23
- two or more monoamniotic fetuses O30.22
- two or more monochorionic fetuses O30.21
- unable to determine number of placenta and number of amniotic sacs O30.29
- unspecified number of placenta and unspecified number of amniotic sacs O30.20

quintuplet — *see* Pregnancy, multiple (gestation), specified NEC

sextuplet — *see* Pregnancy, multiple (gestation), specified NEC

supervision of

- concealed pregnancy O09.3
- elderly mother
  - multigravida O09.52
  - primigravida O09.51
- hidden pregnancy O09.3
- high-risk O09.9
  - due to (history of)
    - ectopic pregnancy O09.1
    - elderly — *see* Pregnancy, supervision, elderly mother
    - grand multiparity O09.4
    - infertility O09.0
    - insufficient prenatal care O09.3
    - in utero procedure during previous pregnancy O09.82
    - in vitro fertilization O09.81
    - molar pregnancy O09.A
    - multiple previous pregnancies O09.4
    - older mother — *see* Pregnancy, supervision of, elderly mother
    - poor reproductive or obstetric history NEC O09.29
    - pre-term labor O09.21
    - previous
      - neonatal death O09.29

- social problems O09.7 ☑
- specified NEC O09.89 ☑
- very young mother — *see* Pregnancy, supervision, young mother
- resulting from in vitro fertilization O09.81 ☑
- normal Z34.9 ☑
  - first Z34.0 ☑
  - specified NEC Z34.8 ☑
- young mother
  - multigravida O09.62 ☑
  - primigravida O09.61 ☑

triplet O30.10 ☑
- with
  - two or more monoamniotic fetuses O30.12 ☑
  - two or more monochorionic fetuses O30.11 ☑
- trichorionic/triamniotic O30.13 ☑
- two or more monoamniotic fetuses O30.12 ☑
- two or more monochorionic fetuses O30.11 ☑
- unable to determine number of placenta and number of amniotic sacs O30.19 ☑
- unspecified number of placenta and unspecified number of amniotic sacs O30.10 ☑

tubal (with abortion) (with rupture) O00.10 ☑
- with intrauterine pregnancy O00.11 ☑

twin O30.00 ☑
- conjoined O30.02 ☑
- dichorionic/diamniotic (two placenta, two amniotic sacs) O30.04 ☑
- monochorionic/diamniotic (one placenta, two amniotic sacs) O30.03 ☑
- monochorionic/monoamniotic (one placenta, one amniotic sac) O30.01 ☑
- unable to determine number of placenta and number of amniotic sacs O30.09 ☑
- unspecified number of placenta and unspecified number of amniotic sacs O30.00 ☑

unwanted Z64.0

weeks of gestation

8 weeks Z3A.08
9 weeks Z3A.09
10 weeks Z3A.10
11 weeks Z3A.11
12 weeks Z3A.12
13 weeks Z3A.13
14 weeks Z3A.14
15 weeks Z3A.15
16 weeks Z3A.16
17 weeks Z3A.17
18 weeks Z3A.18
19 weeks Z3A.19
20 weeks Z3A.20
21 weeks Z3A.21
22 weeks Z3A.22
23 weeks Z3A.23
24 weeks Z3A.24
25 weeks Z3A.25
26 weeks Z3A.26
27 weeks Z3A.27
28 weeks Z3A.28
29 weeks Z3A.29
30 weeks Z3A.30
31 weeks Z3A.31
32 weeks Z3A.32
33 weeks Z3A.33
34 weeks Z3A.34
35 weeks Z3A.35
36 weeks Z3A.36
37 weeks Z3A.37
38 weeks Z3A.38
39 weeks Z3A.39
40 weeks Z3A.40
41 weeks Z3A.41
42 weeks Z3A.42
greater than 42 weeks Z3A.49
less than 8 weeks Z3A.01
not specified Z3A.00

- **Preiser's** disease — *see* Osteonecrosis, secondary, due to, trauma, metacarpus
- **Pre-kwashiorkor** — *see* Malnutrition, severe
- **Preleukemia** (syndrome) D46.9
- **Preluxation,** hip, congenital Q65.6
- **Premature** (*see also* condition)
  - adrenarche E27.0
  - aging E34.8
  - beats I49.40
    - atrial I49.1
    - auricular I49.1
    - supraventricular I49.1
  - birth NEC — *see* Preterm, newborn
  - closure, foramen ovale Q21.8
  - contraction
    - atrial I49.1
    - atrioventricular I49.2
    - auricular I49.1
    - auriculoventricular I49.49
    - heart (extrasystole) I49.49
    - junctional I49.2
    - ventricular I49.3
  - delivery (*see also* Pregnancy, complicated by, preterm labor) O60.10 ☑
  - ejaculation F52.4
  - infant NEC — *see* Preterm, newborn
    - light-for-dates — *see* Light for dates
  - labor — *see* Pregnancy, complicated by, preterm labor
  - lungs P28.0
  - menopause E28.319
    - asymptomatic E28.319
    - symptomatic E28.310
  - newborn

extreme (less than 28 completed weeks) — *see* Immaturity, extreme
less than 37 completed weeks — *see* Preterm, newborn
puberty E30.1
rupture membranes or amnion — *see* Pregnancy, complicated by, premature rupture of membranes
senility E34.8
thelarche E30.8
ventricular systole I49.3
Prematurity NEC (less than 37 completed weeks) — *see* Preterm, newborn
extreme (less than 28 completed weeks) — *see* Immaturity, extreme
Premenstrual
dysphoric disorder (PMDD) F32.81
tension (syndrome) N94.3
Premolarization, cuspids K00.2
Prenatal
care, normal pregnancy — *see* Pregnancy, normal
screening of mother (*see also* Encounter, antenatal screening) Z36.9
teeth K00.6
Preparatory care for subsequent treatment NEC
for dialysis Z49.01
peritoneal Z49.02
Prepartum — *see* condition
Preponderance, left or right ventricular I51.7
Prepuce — *see* condition
PRES (posterior reversible encephalopathy syndrome) I67.83
Presbycardia R54
Presbycusis, presbyacusia H91.1 ☑
Presbyesophagus K22.89
Presbyophrenia F03 ☑
Presbyopia H52.4
Prescription of contraceptives (initial) Z30.019

- barrier Z30.018
- diaphragm Z30.018
- emergency (postcoital) Z30.012
- implantable subdermal Z30.017
- injectable Z30.013
- intrauterine contraceptive device Z30.014
- pills Z30.011
- postcoital (emergency) Z30.012
- repeat Z30.40
  - barrier Z30.49
  - diaphragm Z30.49
  - implantable subdermal Z30.46
  - injectable Z30.42
  - pills Z30.41
  - specified type NEC Z30.49
  - transdermal patch hormonal Z30.45
  - vaginal ring hormonal Z30.44
- specified type NEC Z30.018
  - transdermal patch hormonal Z30.016
  - vaginal ring hormonal Z30.015

Presence(of)

- ankle-joint implant (functional) (prosthesis) Z96.66 ☑
- aortocoronary (bypass) graft Z95.1
- arterial-venous shunt (dialysis) Z99.2
- artificial
  - eye (globe) Z97.0
  - heart (fully implantable) (mechanical) Z95.812
    - valve Z95.2
  - larynx Z96.3
  - lens (intraocular) Z96.1
  - limb (complete) (partial) Z97.1 ☑

- arm Z97.1 ☑
  - bilateral Z97.15
- leg Z97.1 ☑
  - bilateral Z97.16

audiological implant (functional) Z96.29
bladder implant (functional) Z96.0
bone
- conduction hearing device Z96.29
- implant (functional) NEC Z96.7
- joint (prosthesis) — *see* Presence, joint implant

cardiac
- defibrillator (functional) (with synchronous cardiac pacemaker) Z95.810
- implant or graft Z95.9
  - specified type NEC Z95.818
- pacemaker Z95.0
- resynchronization therapy
  - defibrillator Z95.810
  - pacemaker Z95.0

cerebrospinal fluid drainage device Z98.2
cochlear implant (functional) Z96.21
contact lens (es) Z97.3
coronary artery graft or prosthesis Z95.5
CRT-D (cardiac resynchronization therapy defibrillator) Z95.810
CRT-P (cardiac resynchronization therapy pacemaker) Z95.0
cardioverter-defibrillator (ICD) Z95.810
CSF shunt Z98.2
dental prosthesis device Z97.2
dentures Z97.2
device (external) NEC Z97.8
- cardiac NEC Z95.818
- heart assist Z95.811
- implanted (functional) Z96.9

- specified NEC Z96.89
- prosthetic Z97.8
- ear implant Z96.20
  - cochlear implant Z96.21
  - myringotomy tube Z96.22
  - specified type NEC Z96.29
- elbow-joint implant (functional) (prosthesis) Z96.62 ☑
- endocrine implant (functional) NEC Z96.49
- eustachian tube stent or device (functional) Z96.29
- external hearing-aid or device Z97.4
- finger-joint implant (functional) (prosthetic) Z96.69 ☑
- functional implant Z96.9
  - specified NEC Z96.89
- graft
  - cardiac NEC Z95.818
  - vascular NEC Z95.828
- hearing-aid or device (external) Z97.4
  - implant (bone) (cochlear) (functional) Z96.21
- heart assist device Z95.811
- heart valve implant (functional) Z95.2
  - prosthetic Z95.2
  - specified type NEC Z95.4
  - xenogenic Z95.3
- hip-joint implant (functional) (prosthesis) Z96.64 ☑
- ICD (cardioverter-defibrillator) Z95.810
- implanted device (artificial) (functional) (prosthetic) Z96.9

- automatic cardiac defibrillator (with synchronous cardiac pacemaker) Z95.810
- cardiac pacemaker Z95.0
- cochlear Z96.21
- dental Z96.5
- heart Z95.812
- heart valve Z95.2
  - prosthetic Z95.2
  - specified NEC Z95.4
  - xenogenic Z95.3
- insulin pump Z96.41
- intraocular lens Z96.1
- joint Z96.60
  - ankle Z96.66 ☑
  - elbow Z96.62 ☑
  - finger Z96.69 ☑
  - hip Z96.64 ☑
  - knee Z96.65 ☑
  - shoulder Z96.61 ☑
  - specified NEC Z96.698
  - wrist Z96.63 ☑
- larynx Z96.3
- myringotomy tube Z96.22
- otological Z96.20
  - cochlear Z96.21
  - eustachian stent Z96.29
  - myringotomy Z96.22
  - specified NEC Z96.29
  - stapes Z96.29

- skin Z96.81
- skull plate Z96.7
- specified NEC Z96.89
- urogenital Z96.0

insulin pump (functional) Z96.41
intestinal bypass or anastomosis Z98.0
intraocular lens (functional) Z96.1
intrauterine contraceptive device (IUD) Z97.5
intravascular implant (functional) (prosthetic) NEC Z95.9
- coronary artery Z95.5
- defibrillator (with synchronous cardiac pacemaker) Z95.810
- peripheral vessel (with angioplasty) Z95.820

joint implant (prosthetic) (any) Z96.60
- ankle — *see* Presence, ankle joint implant
- elbow — *see* Presence, elbow joint implant
- finger — *see* Presence, finger joint implant
- hip — *see* Presence, hip joint implant
- knee — *see* Presence, knee joint implant
- shoulder — *see* Presence, shoulder joint implant
- specified joint NEC Z96.698
- wrist — *see* Presence, wrist joint implant

knee-joint implant (functional) (prosthesis) Z96.65 ☑
laryngeal implant (functional) Z96.3
mandibular implant (dental) Z96.5
myringotomy tube(s) Z96.22
neurostimulator (brain) (gastric) (peripheral nerve) (sacral nerve) (spinal cord) (vagus nerve) Z96.82
orthopedic-joint implant (prosthetic) (any) — *see* Presence, joint implant
otological implant (functional) Z96.29
shoulder-joint implant (functional) (prosthesis) Z96.61 ☑
skull-plate implant Z96.7
spectacles Z97.3
stapes implant (functional) Z96.29

- systemic lupus erythematosus [SLE] inhibitor D68.62
- tendon implant (functional) (graft) Z96.7
- tooth root(s) implant Z96.5
- ureteral stent Z96.0
- urethral stent Z96.0
- urogenital implant (functional) Z96.0
- vascular implant or device Z95.9
  - access port device Z95.828
  - specified type NEC Z95.828
- wrist-joint implant (functional) (prosthesis) Z96.63 ☑

Presenile (*see also* condition)
- dementia F03 ☑
- premature aging E34.8

Presentation, fetal — *see* Delivery, complicated by, malposition

Prespondylolisthesis (congenital) Q76.2

Pressure
- area, skin — *see* Ulcer, pressure, by site
- brachial plexus G54.0
- brain G93.5
  - injury at birth NEC P11.1
- cerebral — *see* Pressure, brain
- chest R07.89
- cone, tentorial G93.5
- hyposystolic (*see also* Hypotension)
  - incidental reading, without diagnosis of hypotension R03.1
- increased
  - intracranial benign, G93.2
    - injury at birth P11.0
  - intraocular H40.05 ☑

- injury — *see* Ulcer, pressure, by site
- lumbosacral plexus G54.1
- mediastinum J98.59
- necrosis (chronic) — *see* Ulcer, pressure, by site
- parental, inappropriate (excessive) Z62.6
- sore (chronic) — *see* Ulcer, pressure, by site
- spinal cord G95.20
- ulcer (chronic) — *see* Ulcer, pressure, by site
- venous, increased I87.8

Pre-syncope R55

Preterm

- delivery (*see also* Pregnancy, complicated by, preterm labor) O60.10 ☑
- labor — *see* Pregnancy, complicated by, preterm labor
- newborn (infant) P07.30
  - gestational age
    - 28 completed weeks (28 weeks, 0 days through 28 weeks, 6 days) P07.31
    - 29 completed weeks (29 weeks, 0 days through 29 weeks, 6 days) P07.32
    - 30 completed weeks (30 weeks, 0 days through 30 weeks, 6 days) P07.33
    - 31 completed weeks (31 weeks, 0 days through 31 weeks, 6 days) P07.34
    - 32 completed weeks (32 weeks, 0 days through 32 weeks, 6 days) P07.35
    - 33 completed weeks (33 weeks, 0 days through 33 weeks, 6 days) P07.36
    - 34 completed weeks (34 weeks, 0 days through 34 weeks, 6 days) P07.37
    - 35 completed weeks (35 weeks, 0 days through 35 weeks, 6 days) P07.38
    - 36 completed weeks (36 weeks, 0 days through 36 weeks, 6 days) P07.39

Previa

- placenta (total) (without hemorrhage) O44.0 ☑
  - with hemorrhage O44.1 ☑
  - complete O44.0 ☑
    - with hemorrhage O44.1 ☑
  - low (*see also* Delivery, complicated, by, placenta, low) O44.4 ☑
    - with hemorrhage O44.5 ☑

- marginal O44.2 ☑
  - with hemorrhage O44.3 ☑
- partial O44.2 ☑
  - with hemorrhage O44.3 ☑
- vasa O69.4 ☑

Priapism N48.30
- due to
  - disease classified elsewhere N48.32
  - drug N48.33
  - sickle-cell disease — *see* Disease, sickle-cell, by type, with priapism
  - specified cause NEC N48.39
  - trauma N48.31

Prickling sensation (skin) R20.2

Prickly heat L74.0

Primary — *see* condition

Primigravida
- elderly, affecting management of pregnancy, labor and delivery (supervision only) — *see* Pregnancy, complicated by, elderly, primigravida
- older, affecting management of pregnancy, labor and delivery (supervision only) — *see* Pregnancy, complicated by, elderly, primigravida
- very young, affecting management of pregnancy, labor and delivery (supervision only) — *see* Pregnancy, complicated by, young mother, primigravida

Primipara
- elderly, affecting management of pregnancy, labor and delivery (supervision only) — *see* Pregnancy, complicated by, elderly, primigravida
- older, affecting management of pregnancy, labor and delivery (supervision only) — *see* Pregnancy, complicated by, elderly, primigravida
- very young, affecting management of pregnancy, labor and delivery (supervision only) — *see* Pregnancy, complicated by, young mother, primigravida

Primus varus Q66.21 ☑

PRIND (Prolonged reversible ischemic neurologic deficit) I63.9

Pringle's disease (tuberous sclerosis) Q85.1

Prinzmetal angina I20.1

Prizefighter ear — *see* Cauliflower ear

Problem (with) (related to)
- academic Z55.8
- acculturation Z60.3
- adjustment (to)

- change of job Z56.1
- life-cycle transition Z60.0
- pension Z60.0
- retirement Z60.0

adopted child Z62.821
alcoholism in family Z63.72
atypical parenting situation Z62.9
bankruptcy Z59.89
behavioral (adult) F69
- drug seeking Z76.5

birth of sibling affecting child Z62.898
care (of)
- provider dependency Z74.9
  - specified NEC Z74.8
- sick or handicapped person in family or household Z63.6

child
- abuse (affecting the child) — *see* Maltreatment, child
- custody or support proceedings Z65.3
- in
  - care of non-parental family member Z62.23
  - custody of
    - grandparent Z62.23
    - non-parental relative Z62.23
    - non-relative guardian Z62.24
  - foster care Z62.21
  - kinship care Z62.23
  - welfare
    - custody Z62.21
    - guardianship Z62.21
- leaving living situation without permission Z62.892
- living in

- group home Z62.22
- orphanage Z62.22
- child-rearing Z62.9
  - specified NEC Z62.898
- communication (developmental) F80.9
- completing medical forms Z55.6
- conflict or discord (with)
  - boss Z56.4
  - classmates Z55.4
  - counselor Z64.4
  - employer Z56.4
  - family Z63.9
    - specified NEC Z63.8
  - probation officer Z64.4
  - social worker Z64.4
  - teachers Z55.4
  - workmates Z56.4
- conviction in legal proceedings Z65.0
  - with imprisonment Z65.1
- counselor Z64.4
- creditors Z59.89
- digestive K92.9
- drug addict in family Z63.72
- ear — *see* Disorder, ear
- economic Z59.9
  - affecting care Z59.9
  - specified NEC Z59.89
  - strain Z59.868
- education Z55.9
  - specified NEC Z55.8
- employment Z56.9

- change of job Z56.1
- discord Z56.4
- environment Z56.5
- sexual harassment Z56.81
- specified NEC Z56.89
- stress NEC Z56.6
- stressful schedule Z56.3
- threat of job loss Z56.2
- unemployment Z56.0

enuresis, child F98.0
eye H57.9
failed examinations (school) Z55.2
falling Z91.81
family (*see also* Disruption, family) Z63.9
- specified NEC Z63.8

feeding (elderly) (infant) NOS R63.39
- newborn P92.9
  - breast P92.5
  - overfeeding P92.4
  - slow P92.2
  - specified NEC P92.8
  - underfeeding P92.3
- nonorganic F50.89

finance Z59.9
- specified NEC Z59.89

foreclosure on loan Z59.89
foster child Z62.822
frightening experience(s) in childhood Z62.898
genital NEC
- female N94.9
- male N50.9

health care Z75.9

- specified NEC Z75.8
- health literacy Z55.6
- hearing — *see* Deafness
- homelessness Z59.00
- housing Z59.9
  - inadequate Z59.10
  - isolated Z59.89
  - specified NEC Z59.89
- identity (of childhood) F93.8
- illegitimate pregnancy (unwanted) Z64.0
- illiteracy Z55.0
- impaired mobility Z74.09
- imprisonment or incarceration Z65.1
- inadequate teaching affecting education Z55.8
- inappropriate (excessive) parental pressure Z62.6
- influencing health status NEC Z78.9
- in-law Z63.1
- institutionalization, affecting child Z62.22
- intrafamilial communication Z63.8
- jealousy, child F93.8
- landlord Z59.2
- language (developmental) F80.9
- learning (developmental) F81.9
- legal Z65.3
  - conviction without imprisonment Z65.0
  - imprisonment Z65.1
  - release from prison Z65.2
- life-management Z73.9
  - specified NEC Z73.89
- life-style Z72.9

- gambling Z72.6
- high-risk sexual behavior (heterosexual) Z72.51
  - bisexual Z72.53
  - homosexual Z72.52
- inappropriate eating habits Z72.4
- self-damaging behavior NEC Z72.89
- specified NEC Z72.89
- tobacco use Z72.0

literacy Z55.9
- low level Z55.0
- specified NEC Z55.8

living alone Z60.2
lodgers Z59.2
loss of love relationship in childhood Z62.898
marital Z63.0
- involving
  - divorce Z63.5
  - estrangement Z63.5
  - gender identity F66

mastication K08.89
medical
- care, within family Z63.6
- facilities Z75.9
  - specified NEC Z75.8

mental F48.9
money Z59.868
multiparity Z64.1
negative life events in childhood Z62.9
- altered pattern of family relationships Z62.898
- frightening experience Z62.898
- loss of

- love relationship Z62.898
- self-esteem Z62.898
- physical abuse (alleged) — *see* Maltreatment, child
- removal from home Z62.29
- specified event NEC Z62.898
- neighbor Z59.2
- neurological NEC R29.818
- new step-parent affecting child Z62.898
- none (feared complaint unfounded) Z71.1
- occupational NEC Z56.89
- parent-child — *see* Conflict, parent-child
- personal hygiene Z91.89
- personality F69
- phase-of-life transition, adjustment Z60.0
- presence of sick or disabled person in family or household Z63.79
  - needing care Z63.6
- primary support group (family) Z63.9
  - specified NEC Z63.8
- probation officer Z64.4
- psychiatric F99
- psychosexual (development) F66
- psychosocial Z65.9
  - religious or spiritual Z65.8
  - specified NEC Z65.8
- related to physical environment, specified NEC Z58.89
- relationship Z63.9
  - childhood F93.8
- release from prison Z65.2
  - religious or spiritual Z65.8
- removal from home affecting child Z62.29
- seeking and accepting known hazardous and harmful
  - behavioral or psychological interventions Z65.8
  - chemical, nutritional or physical interventions Z65.8

- sexual function (nonorganic) F52.9
- sight H54.7
- sleep disorder, child F51.9
- smell — *see* Disturbance, sensation, smell
- social
  - environment Z60.9
    - specified NEC Z60.8
  - exclusion and rejection Z60.4
  - worker Z64.4
- speech R47.9
  - developmental F80.9
  - specified NEC R47.89
- swallowing — *see* Dysphagia
- taste — *see* Disturbance, sensation, taste
- tic, child F95.0
- underachievement in school Z55.3
- unemployment Z56.0
  - threatened Z56.2
- unwanted pregnancy Z64.0
- upbringing Z62.9
  - specified NEC Z62.898
- urinary N39.9
- voice production R47.89
- work schedule (stressful) Z56.3

Procedure (surgical)
- converted
  - arthroscopic to open Z53.33
  - laparoscopic to open Z53.31
  - specified procedure NEC to open Z53.39
  - thoracoscopic to open Z53.32
- for purpose other than remedying health state Z41.9

- specified NEC Z41.8
- not done Z53.9
  - because of
    - administrative reasons Z53.8
    - contraindication Z53.09
      - smoking Z53.01
    - patient's decision Z53.20
      - for reasons of belief or group pressure Z53.1
      - left against medical advice (AMA) Z53.29
      - left without being seen Z53.21
      - specified reason NEC Z53.29
    - specified reason NEC Z53.8
- **Procidentia** (uteri) N81.3
- **Proctalgia** K62.89
  - fugax K59.4
  - spasmodic K59.4
- **Proctitis** K62.89
  - amebic (acute) A06.0
  - chlamydial A56.3
  - gonococcal A54.6
  - granulomatous — *see* Enteritis, regional, large intestine
  - herpetic A60.1
  - radiation K62.7
  - tuberculous A18.32
  - ulcerative (chronic) K51.20
    - with
      - complication K51.219
        - abscess K51.214
        - fistula K51.213
        - obstruction K51.212
        - rectal bleeding K51.211
        - specified NEC K51.218

- **Proctocele**
  - female (without uterine prolapse) N81.6
    - with uterine prolapse N81.2
      - complete N81.3
  - male K62.3
- **Proctocolitis**
  - allergic K52.29
  - food-induced eosinophilic K52.29
  - food protein-induced K52.29
  - milk protein-induced K52.29
  - mucosal — *see* Rectosigmoiditis, ulcerative
- **Proctoptosis** K62.3
- **Proctorrhagia** K62.5
- **Proctosigmoiditis** K63.89
  - ulcerative (chronic) — *see* Rectosigmoiditis, ulcerative
- **Proctospasm** K59.4
  - psychogenic F45.8
- **Profichet's** disease — *see* Disorder, soft tissue, specified type NEC
- **Progeria** E34.8
- **Prognathism** (mandibular) (maxillary) M26.19
- **Progonoma** (melanotic) — *see* Neoplasm, benign, by site
- **Progressive** — *see* condition
- **Prolactinoma**
  - specified site — *see* Neoplasm, benign, by site
  - unspecified site D35.2
- **Prolapse**, prolapsed
  - anus, anal (canal) (sphincter) K62.2
  - arm or hand O32.2 ☑
    - causing obstructed labor O64.4 ☑
  - bladder (mucosa) (sphincter) (acquired)

- congenital Q79.4
- female — *see* Cystocele
- male N32.89

breast implant (prosthetic) T85.49 ☑
cecostomy K94.09
cecum K63.4
cervix, cervical (hypertrophied) N81.2
- anterior lip, obstructing labor O65.5
- congenital Q51.828
- postpartal, old N81.2
- stump N81.85

ciliary body (traumatic) — *see* Laceration, eye(ball), with prolapse or loss of interocular tissue
colon (pedunculated) K63.4
colostomy K94.09
disc (intervertebral) — *see* Displacement, intervertebral disc
eye implant (orbital) T85.398 ☑
- lens (ocular) — *see* Complications, intraocular lens

fallopian tube N83.4 ☑
gastric (mucosa) K31.89
genital, female N81.9
- specified NEC N81.89

globe, nontraumatic — *see* Luxation, globe
ileostomy bud K94.19
intervertebral disc — *see* Displacement, intervertebral disc
intestine (small) K63.4
iris (traumatic) — *see* Laceration, eye(ball), with prolapse or loss of interocular tissue
- nontraumatic H21.89

kidney N28.83
- congenital Q63.2

- laryngeal muscles or ventricle J38.7
- liver K76.89
- meatus urinarius N36.8
- mitral (valve) I34.1
- ocular lens implant — *see* Complications, intraocular lens
- organ or site, congenital NEC — *see* Malposition, congenital
- ovary N83.4 ☑
- pelvic floor, female N81.89
- perineum, female N81.89
- rectum (mucosa) (sphincter) K62.3
  - due to trichuris trichuria B79
- spleen D73.89
- stomach K31.89
- umbilical cord
  - complicating delivery O69.0 ☑
- urachus, congenital Q64.4
- ureter N28.89
  - with obstruction N13.5
    - with infection N13.6
- ureterovesical orifice N28.89
- urethra (acquired) (infected) (mucosa) N36.8
  - congenital Q64.71
- urinary meatus N36.8
  - congenital Q64.72
- uterovaginal N81.4
  - complete N81.3
  - incomplete N81.2
- uterus (with prolapse of vagina) N81.4

- complete N81.3
- congenital Q51.818
- first degree N81.2
- in pregnancy or childbirth — *see* Pregnancy, complicated by, abnormal, uterus
- incomplete N81.2
- postpartal (old) N81.4
- second degree N81.2
- third degree N81.3

uveal (traumatic) — *see* Laceration, eye(ball), with prolapse or loss of interocular tissue
vagina (anterior) (wall) — *see* Cystocele
- with prolapse of uterus N81.4
  - complete N81.3
  - incomplete N81.2
- posterior wall N81.6
- posthysterectomy N99.3

vitreous (humor) H43.0 ☑
- in wound — *see* Laceration, eye(ball), with prolapse or loss of interocular tissue

womb — *see* Prolapse, uterus

Prolapsus, female N81.9
- specified NEC N81.89

Proliferation(s)
- prostate, atypical small acinar N42.32
- primary cutaneous CD30 ☑positive large T-cell C86.6 ☑

Proliferative — *see* condition

Prolonged, prolongation (of)
- bleeding (time) (idiopathic) R79.1
- coagulation (time) R79.1
- gestation (over 42 completed weeks)
  - mother O48.1
  - newborn P08.22
- interval I44.0
- labor O63.9

- first stage O63.0
- second stage O63.1
- partial thromboplastin time (PTT) R79.1
- pregnancy (more than 42 weeks gestation) O48.1
- prothrombin time R79.1
- QT interval R94.31
- uterine contractions in labor O62.4

Prominence, prominent
- auricle (congenital) (ear) Q17.5
- ischial spine or sacral promontory with disproportion (fetopelvic) O33.0
  - causing obstructed labor O65.0
- nose (congenital) acquired M95.0

Promiscuity — *see* High, risk, sexual behavior

Pronation
- ankle — *see* Deformity, limb, foot, specified NEC
- foot (*see also* Deformity, limb, foot, specified NEC)
  - congenital Q74.2

Prophylactic
- administration of
  - antibiotics, long-term Z79.2
    - short-term use - omit code
  - drug (*see also* Long-term (current) drug therapy (use of)) Z79.899
- medication Z79.899
- organ removal (for neoplasia management) Z40.00
  - breast Z40.01
  - fallopian tube(s) Z40.03
    - with ovary(s) Z40.02
  - ovary(s) Z40.02
  - specified site NEC Z40.09
- surgery Z40.9
  - for risk factors related to malignant neoplasm — *see* Prophylactic, organ removal
  - specified NEC Z40.89

- vaccination Z23
- **Propionic** acidemia E71.121
- **Proptosis** (ocular) (*see also* Exophthalmos)
  - thyroid — *see* Hyperthyroidism, with goiter
- **Prosecution,** anxiety concerning Z65.3
- **Prosopagnosia** R48.3
- **Prostadynia** N42.81
- **Prostate,** prostatic — *see* condition
- **Prostatism** — *see* Hyperplasia, prostate
- **Prostatitis** (congestive) (suppurative) (with cystitis) N41.9
  - acute N41.0
  - cavitary N41.8
  - chronic N41.1
  - diverticular N41.8
  - due to Trichomonas (vaginalis) A59.02
  - fibrous N41.1
  - gonococcal (acute) (chronic) A54.22
  - granulomatous N41.4
  - hypertrophic N41.1
  - subacute N41.1
  - trichomonal A59.02
  - tuberculous A18.14
- **Prostatocystitis** N41.3
- **Prostatorrhea** N42.89
- **Prostatosis** N42.82
- **Prostration** R53.83
  - heat (*see also* Heat, exhaustion)
    - anhydrotic T67.3 ☑
    - due to
      - salt (and water) depletion T67.4 ☑
      - water depletion T67.3 ☑

- nervous F48.8
- senile R54

Protanomaly (anomalous trichromat) H53.54

Protanopia (complete) (incomplete) H53.54

Protection (against) (from) — *see* Prophylactic

Protein
- deficiency NEC — *see* Malnutrition
- malnutrition — *see* Malnutrition
- sickness (*see also* Reaction, serum) T80.69 ☑

Proteinemia R77.9

Proteinosis
- alveolar (pulmonary) J84.01
- lipid or lipoid (of Urbach) E78.89

Proteinuria R80.9
- Bence Jones R80.3
- complicating pregnancy — *see* Proteinuria, gestational
- gestational
  - complicating
    - childbirth O12.14
    - pregnancy O12.1 ☑
      - with edema O12.2 ☑
    - puerperium O12.15
- idiopathic R80.0
- isolated R80.0
  - with glomerular lesion N06.9
    - C3
      - glomerulonephritis N06.A
      - glomerulopathy N06.A
        - with dense deposit disease N06.6
    - dense deposit disease N06.6
    - diffuse

- crescentic glomerulonephritis N06.7
- endocapillary proliferative glomerulonephritis N06.4
- mesangiocapillary glomerulonephritis N06.5
- focal and segmental hyalinosis or sclerosis N06.1
- membranous (diffuse) (*see also* Nephropathy, membranous) N06.20
  - with diffuse membranous glomerulonephritis N06.29
- mesangial proliferative (diffuse) N06.3
- minimal change N06.0
- specified pathology NEC N06.8

- orthostatic R80.2
  - with glomerular lesion — *see* Proteinuria, isolated, with glomerular lesion
- persistent R80.1
  - with glomerular lesion — *see* Proteinuria, isolated, with glomerular lesion
- postural R80.2
  - with glomerular lesion — *see* Proteinuria, isolated, with glomerular lesion
- pre-eclamptic — *see* Pre-eclampsia
- puerperal O12.15
- specified type NEC R80.8

Proteolysis, pathologic D65

Proteus (mirabilis) (morganii), as cause of disease classified elsewhere B96.4

Prothrombin gene mutation D68.52

Protoporphyria, erythropoietic E80.0

Protozoal (*see also* condition)
- disease B64
  - specified NEC B60.8

Protrusion, protrusio
- acetabuli M24.7
- acetabulum (into pelvis) M24.7
- device, implant or graft (*see also* Complications, by site and type, mechanical) T85.698 ☑
  - arterial graft NEC — *see* Complication, cardiovascular device, mechanical, vascular
  - breast (implant) T85.49 ☑
  - catheter NEC T85.698 ☑

- cystostomy T83.090 ☑
- dialysis (renal) T82.49 ☑
  - intraperitoneal T85.691 ☑
- infusion NEC T82.594 ☑
  - spinal (epidural) (subdural) T85.690 ☑
- urinary (*see also* Complications, catheter, urinary) T83.098 ☑

electronic (electrode) (pulse generator) (stimulator)
- bone T84.390 ☑
- nervous system — *see* Complication, prosthetic device, mechanical, electronic nervous system stimulator

fixation, internal (orthopedic) NEC — *see* Complication, fixation device, mechanical

gastrointestinal — *see* Complications, prosthetic device, mechanical, gastrointestinal device

genital NEC T83.498 ☑
- intrauterine contraceptive device T83.39 ☑
- penile prosthesis (cylinder) (implanted) (pump) (reservoir) T83.490 ☑
- testicular prosthesis T83.491 ☑

heart NEC — *see* Complication, cardiovascular device, mechanical

joint prosthesis — *see* Complications, joint prosthesis, mechanical, specified NEC, by site

ocular NEC — *see* Complications, prosthetic device, mechanical, ocular device

orthopedic NEC — *see* Complication, orthopedic, device, mechanical

specified NEC T85.628 ☑

urinary NEC (*see also* Complication, genitourinary, device, urinary, mechanical)
- graft T83.29 ☑

vascular NEC — *see* Complication, cardiovascular device, mechanical

ventricular intracranial shunt T85.09 ☑

intervertebral disc — *see* Displacement, intervertebral disc

joint prosthesis — *see* Complications, joint prosthesis, mechanical, specified NEC, by site

nucleus pulposus — *see* Displacement, intervertebral disc

Prune belly (syndrome) Q79.4

Prurigo (ferox) (gravis) (Hebrae) (Hebra's) (mitis) (simplex) L28.2

- Besnier's L20.0
- estivalis L56.4
- nodularis L28.1
- psychogenic F45.8

Pruritus, pruritic (essential) L29.9
- ani, anus L29.0
  - psychogenic F45.8
- anogenital L29.3
  - psychogenic F45.8
- cholestatic L29.81
- due to onchocerca volvulus B73.1
- gravidarum — *see* Pregnancy, complicated by, specified pregnancy-related condition NEC
- hiemalis L29.89
- neurogenic (any site) F45.8
- perianal L29.0
- psychogenic (any site) F45.8
- scroti, scrotum L29.1
  - psychogenic F45.8
- senile, senilis L29.89
- specified NEC L29.89
  - psychogenic F45.8
- Trichomonas A59.9
- vulva, vulvae L29.2
  - psychogenic F45.8

Pseudarthrosis, pseudoarthrosis (bone) — *see* Nonunion, fracture
- clavicle, congenital Q74.0
- joint, following fusion or arthrodesis M96.0

- **Pseudoaneurysm** — *see* Aneurysm
- **Pseudoangioma** I81
- **Pseudoangina** (pectoris) — *see* Angina
- **Pseudoarteriosus** Q28.8
- **Pseudoarthrosis** — *see* Pseudarthrosis
- **Pseudobulbar** affect (PBA) F48.2
- **Pseudochromhidrosis** L67.8
- **Pseudocirrhosis,** liver, pericardial I31.1
- **Pseudocowpox** B08.03
- **Pseudocoxalgia** M91.3 ☑
- **Pseudocroup** J38.5
- **Pseudo-Cushing's** syndrome, alcohol-induced E24.4
- **Pseudocyesis** F45.8
- **Pseudocyst**
  - lung J98.4
  - pancreas K86.3
  - retina — *see* Cyst, retina
- **Pseudoelephantiasis** neuroarthritica Q82.0
- **Pseudoexfoliation,** capsule (lens) — *see* Cataract, specified NEC
- **Pseudofolliculitis** barbae L73.1
- **Pseudoglioma** H44.89
- **Pseudohemophilia** (Bernuth's) (hereditary) (type B) — *see* Disease, von Willebrand
  - Type A D69.8
  - vascular D69.8
- **Pseudohermaphroditism** Q56.3
  - adrenal E25.8
  - female (*see also* Disorder, adrenogenital) Q56.2
    - with adrenocortical disorder E25.8
    - without adrenocortical disorder Q56.2
    - adrenal (congenital) E25.0
  - male (*see also* Disorder, adrenogenital) Q56.1

- with
  - adrenocortical disorder E25.8
  - androgen resistance E34.51
  - cleft scrotum Q56.1
  - feminizing testis E34.51
  - 5-alpha-reductase deficiency E29.1
- without gonadal disorder Q56.1
- adrenal E25.8

Pseudo-Hurler's polydystrophy E77.0
Pseudohydrocephalus G93.2
Pseudohypertrophic muscular dystrophy (Erb's) G71.02
Pseudohypertrophy, muscle (*see also* Dystrophy, muscular, by type, if applicable) G71.09
Pseudohypoparathyroidism E20.1
Pseudoinsomnia F51.03
Pseudoleukemia, infantile D64.89
Pseudomembranous — *see* condition
Pseudomenses (newborn) P54.6
Pseudomenstruation (newborn) P54.6
Pseudomeningocele (cerebral) (infective) (post-traumatic) G96.198
- postprocedural (spinal) G97.82

Pseudomonas
- aeruginosa, as cause of disease classified elsewhere B96.5
- mallei infection A24.0
  - as cause of disease classified elsewhere B96.5
- pseudomallei, as cause of disease classified elsewhere B96.5

Pseudomyotonia G71.19
Pseudomyxoma peritonei C78.6
Pseudoneuritis, optic (nerve) (disc) (papilla), congenital Q14.2
Pseudo-obstruction intestine (acute) (chronic) (idiopathic) (intermittent secondary) (primary) K59.89
- colonic K59.81

Pseudopapilledema H47.33 ☑
- congenital Q14.2

- **Pseudoparalysis**
  - arm or leg R29.818
  - atonic, congenital P94.2
- **Pseudopelade** L66.0
- **Pseudophakia** Z96.1
- **Pseudopolyarthritis**, rhizomelic M35.3
- **Pseudopolycythemia** D75.1
- **Pseudopseudohypoparathyroidism** E20.1
- **Pseudopterygium** H11.81 ☑
- **Pseudoptosis** (eyelid) — *see* Blepharochalasis
- **Pseudopuberty**, precocious
  - female heterosexual E25.8
  - male isosexual E25.8
- **Pseudorickets** (renal) N25.0
- **Pseudorubella** B08.20
- **Pseudosclerema**, newborn P83.88
- **Pseudosclerosis** (brain)
  - of Westphal (Strümpell) E83.01
  - Jakob's — *see* Creutzfeldt-Jakob disease or syndrome
  - spastic — *see* Creutzfeldt-Jakob disease or syndrome
- **Pseudotetanus** — *see* Convulsions
- **Pseudotetany** R29.0
  - hysterical F44.5
- **Pseudotruncus** arteriosus Q25.49
- **Pseudotuberculosis** A28.2
  - enterocolitis A04.8
  - pasteurella (infection) A28.0
- **Pseudotumor** G93.2
  - cerebri G93.2
  - orbital H05.11 ☑

- **Pseudoxanthoma** elasticum Q82.8
- **Psilosis** (sprue) (tropical) K90.1
  - nontropical K90.0
- **Psittacosis** A70
- **Psoitis** M60.88
- **Psoriasis** L40.9
  - arthropathic L40.50
    - arthritis mutilans L40.52
    - distal interphalangeal L40.51
    - juvenile L40.54
    - other specified L40.59
    - spondylitis L40.53
  - buccal K13.29
  - flexural L40.8
  - guttate L40.4
  - mouth K13.29
  - nummular L40.0
  - plaque L40.0
  - psychogenic F54
  - pustular (generalized) L40.1
    - palmaris et plantaris L40.3
  - specified NEC L40.8
  - vulgaris L40.0
- **Psychasthenia** F48.8
- **Psychiatric** disorder or problem F99
- **Psychogenic** (*see also* condition)
  - factors associated with physical conditions F54
- **Psychological** and behavioral factors affecting medical condition F59
- **Psychoneurosis**, psychoneurotic (*see also* Neurosis)

- anxiety (state) F41.1
- depersonalization F48.1
- hypochondriacal F45.21
- hysteria F44.9
- neurasthenic F48.8
- personality NEC F60.89

Psychopathy, psychopathic
- affectionless F94.2
- autistic F84.5
- constitution, post-traumatic F07.81
- personality — *see* Disorder, personality
- sexual — *see* Deviation, sexual
- state F60.2

Psychosexual identity disorder of childhood F64.2

Psychosis, psychotic F29
- acute (transient) F23
  - hysterical F44.9
- affective — *see* Disorder, mood
- alcoholic F10.959
  - with
    - abuse F10.159
    - anxiety disorder F10.980
      - with
        - abuse F10.180
        - dependence F10.280
    - delirium tremens F10.231
    - delusions F10.950
      - with
        - abuse F10.150
        - dependence F10.250
    - dementia F10.97
      - with dependence F10.27

- dependence F10.259
- hallucinosis F10.951
  - with
    - abuse F10.151
    - dependence F10.251
- mood disorder F10.94
  - with
    - abuse F10.14
    - dependence F10.24
- paranoia F10.950
  - with
    - abuse F10.150
    - dependence F10.250
- persisting amnesia F10.96
  - with dependence F10.26
- amnestic confabulatory F10.96
  - with dependence F10.26
- delirium tremens F10.231
- Korsakoff's, Korsakov's, Korsakow's F10.26
- paranoid type F10.950
  - with
    - abuse F10.150
    - dependence F10.250

anergastic — *see* Psychosis, organic

arteriosclerotic (simple type) (uncomplicated) (*see also* Dementia, vascular) F01.50

- with behavioral disturbance — *see* Dementia, vascular

childhood F84.0

- atypical F84.8

climacteric — *see* Psychosis, involutional

confusional F29

- acute or subacute F05
- reactive F23
- cycloid F23
- depressive — *see* Disorder, depressive
- disintegrative (childhood) F84.3
- drug-induced — *see* F11-F19 with .x59
  - paranoid and hallucinatory states — *see* F11-F19 with .x50 or .x51
- due to or associated with
  - addiction, drug — *see* F11-F19 with .x59
  - dependence
    - alcohol F10.259
    - drug — *see* F11-F19 with .x59
  - epilepsy F06.8
  - Huntington's chorea F06.8
  - ischemia, cerebrovascular (generalized) F06.8
  - multiple sclerosis F06.8
  - physical disease F06.8
  - presenile dementia F03 ☑
  - senile dementia F03 ☑
  - vascular disease (arteriosclerotic) (cerebral) (*see also* Dementia, vascular) F01.50
    - with behavioral disturbance — *see* Dementia, vascular
- epileptic F06.8
- episode F23
  - due to or associated with physical condition F06.8
- exhaustive F43.0
- hallucinatory, chronic F28
- hypomanic F30.8
- hysterical (acute) F44.9
- induced F24
- infantile F84.0
  - atypical F84.8
- infective (acute) (subacute) F05
- involutional F28

- depressive — *see* Disorder, depressive
- melancholic — *see* Disorder, depressive
- paranoid (state) F22

Korsakoff's, Korsakov's, Korsakow's (nonalcoholic) F04
- alcoholic F10.96
  - in dependence F10.26
- induced by other psychoactive substance — *see* categories F11-F19 with .x5x

mania, manic (single episode) F30.2
- recurrent type F31.89

manic-depressive — *see* Disorder, bipolar

menopausal — *see* Psychosis, involutional

mixed schizophrenic and affective F25.8

multi-infarct (cerebrovascular) (*see also* Dementia, vascular) F01.50
- with behavioral disturbance — *see* Dementia, vascular

nonorganic F29
- specified NEC F28

organic F09
- due to or associated with
  - arteriosclerosis (cerebral) — *see* Psychosis, arteriosclerotic
  - cerebrovascular disease, arteriosclerotic — *see* Psychosis, arteriosclerotic
  - childbirth — *see* Psychosis, puerperal
  - Creutzfeldt-Jakob disease or syndrome — *see* Creutzfeldt-Jakob disease or syndrome
  - dependence, alcohol F10.259
  - disease
    - alcoholic liver F10.259
    - brain, arteriosclerotic — *see* Psychosis, arteriosclerotic
    - cerebrovascular (*see also* Dementia, vascular) F01.50
      - with behavioral disturbance — *see* Dementia, vascular
    - Creutzfeldt-Jakob — *see* Creutzfeldt-Jakob disease or syndrome
    - endocrine or metabolic F06.8
      - acute or subacute F05

- liver, alcoholic F10.259
- epilepsy transient (acute) F05
- infection
  - brain (intracranial) F06.8
    - acute or subacute F05
- intoxication
  - alcoholic (acute) F10.259
  - drug F11-F19 with .x59
- ischemia, cerebrovascular (generalized) — *see* Psychosis, arteriosclerotic
- puerperium — *see* Psychosis, puerperal
- trauma, brain (birth) (from electric current) (surgical) F06.8
  - acute or subacute F05
- infective F06.8
  - acute or subacute F05
- post-traumatic F06.8
  - acute or subacute F05
- paranoiac F22
- paranoid (climacteric) (involutional) (menopausal) F22
  - psychogenic (acute) F23
  - schizophrenic F20.0
  - senile F03 ☑
- postpartum (NOS) F53.1
- presbyophrenic (type) F03 ☑
- presenile F03 ☑
- psychogenic (paranoid) F23
  - depressive F32.3
- puerperal (NOS) F53.1
  - specified type — *see* Psychosis, by type
- reactive (brief) (transient) (emotional stress) (psychological trauma) F23
  - depressive F32.3
    - recurrent F33.3
  - excitative type F30.8

- schizoaffective F25.9
  - depressive type F25.1
  - manic type F25.0
- schizophrenia, schizophrenic — *see* Schizophrenia
- schizophrenia-like, in epilepsy F06.2
- schizophreniform F20.81
  - affective type F25.9
  - brief F23
  - confusional type F23
  - mixed type F25.0
- senile NEC F03 ☑
  - depressed or paranoid type F03 ☑
  - simple deterioration F03 ☑
  - specified type - code to condition
- shared F24
- situational (reactive) F23
- symbiotic (childhood) F84.3
- symptomatic F09

Psychosomatic — *see* Disorder, psychosomatic

Psychosyndrome, organic F07.9

Psychotic episode due to or associated with physical condition F06.8

Pterygium (eye) H11.00 ☑
- amyloid H11.01 ☑
- central H11.02 ☑
- colli Q18.3
- double H11.03 ☑
- peripheral
  - progressive H11.05 ☑
  - stationary H11.04 ☑
- recurrent H11.06 ☑

Ptilosis (eyelid) — *see* Madarosis
Ptomaine (poisoning) — *see* Poisoning, food
Ptosis (*see also* Blepharoptosis)
- adiposa (false) — *see* Blepharoptosis
- breast N64.81
- brow H57.81 ☑
- cecum K63.4
- colon K63.4
- congenital (eyelid) Q10.0
  - specified site NEC — *see* Anomaly, by site
- eyebrow H57.81 ☑
- eyelid — *see* Blepharoptosis
  - congenital Q10.0
- gastric K31.89
- intestine K63.4
- kidney N28.83
- liver K76.89
- renal N28.83
- splanchnic K63.4
- spleen D73.89
- stomach K31.89
- viscera K63.4

PTP D69.51
Ptyalism (periodic) K11.7
- hysterical F45.8
- pregnancy — *see* Pregnancy, complicated by, specified pregnancy-related condition NEC
- psychogenic F45.8

Ptyalolithiasis K11.5
Pubarche, precocious E30.1
Pubertas praecox E30.1
Puberty (development state) Z00.3

- bleeding (excessive) N92.2
- delayed E30.0
- precocious (constitutional) (cryptogenic) (idiopathic) E30.1
  - central E22.8
  - due to
    - ovarian hyperfunction E28.1
      - estrogen E28.0
    - testicular hyperfunction E29.0
- premature E30.1
  - due to
    - adrenal cortical hyperfunction E25.8
    - pineal tumor E34.8
    - pituitary (anterior) hyperfunction E22.8

Puckering, macula — *see* Degeneration, macula, puckering

Pudenda, pudendum — *see* condition

Puente's disease (simple glandular cheilitis) K13.0

Puerperal, puerperium (complicated by, complications)

- abnormal glucose (tolerance test) O99.815
- abscess
  - areola O91.02
    - associated with lactation O91.03
  - Bartholin's gland O86.19
  - breast O91.12
    - associated with lactation O91.13
  - cervix (uteri) O86.11
  - genital organ NEC O86.19
  - kidney O86.21
  - mammary O91.12
    - associated with lactation O91.13
  - nipple O91.02
    - associated with lactation O91.03
  - peritoneum O85
  - subareolar O91.12

associated with lactation O91.13
urinary tract — *see* Puerperal, infection, urinary
uterus O86.12
vagina (wall) O86.13
vaginorectal O86.13
vulvovaginal gland O86.13
adnexitis O86.19
afibrinogenemia, or other coagulation defect O72.3
albuminuria (acute) (subacute) — *see* Proteinuria, gestational
alcohol use O99.315
anemia O90.81
pre-existing (pre-pregnancy) O99.03
anesthetic death O89.8
apoplexy O99.43
bariatric surgery status O99.845
blood disorder NEC O99.13
blood dyscrasia O72.3
cardiomyopathy O90.3
cerebrovascular disorder (conditions in I60-I69) O99.43
cervicitis O86.11
circulatory system disorder O99.43
coagulopathy (any) O99.13
with hemorrhage O72.3
complications O90.9
specified NEC O90.89
convulsions — *see* Eclampsia
cystitis O86.22
cystopyelitis O86.29
delirium NEC F05
diabetes O24.93

- gestational — *see* Puerperal, gestational diabetes
- pre-existing O24.33
  - specified NEC O24.83
  - type 1 O24.03
  - type 2 O24.13
- digestive system disorder O99.63
- disease O90.9
  - breast NEC O92.29
  - cerebrovascular (acute) O99.43
  - nonobstetric NEC O99.893
  - tubo-ovarian O86.19
  - Valsuani's O99.03
- disorder O90.9
  - biliary tract O26.63
  - lactation O92.70
  - liver O26.63
  - nonobstetric NEC O99.893
- disruption
  - cesarean wound O90.0
  - episiotomy wound O90.1
  - perineal laceration wound O90.1
- drug use O99.325
- eclampsia (with pre-existing hypertension) O15.2
- embolism (pulmonary) (blood clot) — *see* Embolism, obstetric, puerperal
- endocrine, nutritional or metabolic disease NEC O99.285
- endophlebitis — *see* Puerperal, phlebitis
- endotrachelitis O86.11
- failure
  - lactation (complete) O92.3
    - partial O92.4
  - renal, acute O90.49
- fever (of unknown origin) O86.4

- septic O85
- fissure, nipple O92.12
  - associated with lactation O92.13
- fistula
  - breast (due to mastitis) O91.12
    - associated with lactation O91.13
  - nipple O91.02
    - associated with lactation O91.03
- galactophoritis O91.22
  - associated with lactation O91.23
- galactorrhea O92.6
- gastric banding status O99.845
- gastric bypass status O99.845
- gastrointestinal disease NEC O99.63
- gestational
  - diabetes O24.439
    - diet controlled O24.430
    - insulin (and diet) controlled O24.434
    - oral drug controlled (antidiabetic) (hypoglycemic) O24.435
  - edema O12.05
    - with proteinuria O12.25
  - proteinuria O12.15
- gonorrhea O98.23
- hematoma, subdural O99.43
- hemiplegia, cerebral O99.355
  - due to cerebrovascular disorder O99.43
- hemorrhage O72.1

- brain O99.43
- bulbar O99.43
- cerebellar O99.43
- cerebral O99.43
- cortical O99.43
- delayed or secondary O72.2
- extradural O99.43
- internal capsule O99.43
- intracranial O99.43
- intrapontine O99.43
- meningeal O99.43
- pontine O99.43
- retained placenta O72.0
- subarachnoid O99.43
- subcortical O99.43
- subdural O99.43
- third stage O72.0
- uterine, delayed O72.2
- ventricular O99.43

hemorrhoids O87.2
hepatorenal syndrome O90.41
hypertension — *see* Hypertension, complicating, puerperium
hypertrophy, breast O92.29
induration breast (fibrous) O92.29
infection O86.4

- cervix O86.11
- generalized O85
- genital tract NEC O86.19
  - obstetric surgical wound O86.09
- kidney (bacillus coli) O86.21
- maternal O98.93

- carrier state NEC O99.835
- gonorrhea O98.23
- human immunodeficiency virus (HIV) O98.73
- protozoal O98.63
- sexually transmitted NEC O98.33
- specified NEC O98.83
- streptococcus group B (GBS) carrier state O99.825
- syphilis O98.13
- tuberculosis O98.03
- viral hepatitis O98.43
- viral NEC O98.53

nipple O91.02
- associated with lactation O91.03

peritoneum O85
renal O86.21
specified NEC O86.89
urinary (asymptomatic) (tract) NEC O86.20
- bladder O86.22
- kidney O86.21
- specified site NEC O86.29
- urethra O86.22

vagina O86.13
vein — *see* Puerperal, phlebitis

ischemia, cerebral O99.43
lymphangitis O86.89
breast O91.22
- associated with lactation O91.23

malignancy O9A.13
malnutrition O25.3
mammillitis O91.02
associated with lactation O91.03

- mammitis O91.22
  - associated with lactation O91.23
- mania F30.8
- mastitis O91.22
  - associated with lactation O91.23
  - purulent O91.12
    - associated with lactation O91.13
- melancholia — *see* Disorder, depressive
- mental disorder NEC O99.345
- metroperitonitis O85
- metrorrhagia — *see* Hemorrhage, postpartum
- metrosalpingitis O86.19
- metrovaginitis O86.13
- milk leg O87.1
- monoplegia, cerebral O99.43
- mood disturbance O90.6
- necrosis, liver (acute) (subacute) (conditions in subcategory K72.0 ☑) O26.63
  - with renal failure O90.49
- nervous system disorder O99.355
- neuritis O90.89
- obesity (pre-existing prior to pregnancy) O99.215
- obesity surgery status O99.845
- occlusion, precerebral artery O99.43
- paralysis
  - bladder (sphincter) O90.89
  - cerebral O99.43

- paralytic stroke O99.43
- parametritis O85
- paravaginitis O86.13
- pelviperitonitis O85
- perimetritis O86.12
- perimetrosalpingitis O86.19
- perinephritis O86.21
- periphlebitis — *see* Puerperal phlebitis
- peritoneal infection O85
- peritonitis (pelvic) O85
- perivaginitis O86.13
- phlebitis O87.0
  - deep O87.1
  - pelvic O87.1
  - superficial O87.0
- phlebothrombosis, deep O87.1
- phlegmasia alba dolens O87.1
- placental polyp O90.89
- pneumonia, embolic — *see* Embolism, obstetric, puerperal
- pre-eclampsia — *see* Pre-eclampsia
- psychosis (NOS) F53.1
- pyelitis O86.21
- pyelocystitis O86.29
- pyelonephritis O86.21
- pyelonephrosis O86.21
- pyemia O85
- pyocystitis O86.29
- pyohemia O85
- pyometra O86.12
- pyonephritis O86.21
- pyosalpingitis O86.19
- pyrexia (of unknown origin) O86.4
- renal

- disease NEC O90.89
- failure O90.49

- respiratory disease NEC O99.53
- retention
  - decidua — *see* Retention, decidua
  - placenta O72.0
  - secundines — *see* Retention, secundines
- retracted nipple O92.02
- salpingo-ovaritis O86.19
- salpingoperitonitis O85
- secondary perineal tear O90.1
- sepsis (pelvic) O85
- septic thrombophlebitis O86.81
- skin disorder NEC O99.73
- specified condition NEC O99.893
- stroke O99.43
- subinvolution (uterus) O90.89
- subluxation of symphysis (pubis) O26.73
- suppuration — *see* Puerperal, abscess
- tetanus A34
- thelitis O91.02
  - associated with lactation O91.03
- thrombocytopenia O72.3
- thrombophlebitis (superficial) O87.0
  - deep O87.1
  - pelvic O87.1
  - septic O86.81
- thrombosis (venous) — *see* Thrombosis, puerperal
- thyroiditis O90.5
- toxemia (eclamptic) (pre-eclamptic) (with convulsions) O15.2
- trauma, non-obstetric O9A.23
  - caused by abuse (physical) (suspected) O9A.33

- confirmed O9A.33
- psychological (suspected) O9A.53
  - confirmed O9A.53
- sexual (suspected) O9A.43
  - confirmed O9A.43
- uremia (due to renal failure) O90.49
- urethritis O86.22
- vaginitis O86.13
- varicose veins (legs) O87.4
  - vulva or perineum O87.8
- venous O87.9
- vulvitis O86.19
- vulvovaginitis O86.13
- white leg O87.1

Puerperium — *see* Puerperal

Pulmolithiasis J98.4

Pulmonary — *see* condition

Pulpitis (acute) (anachoretic) (chronic) (hyperplastic) (putrescent) (suppurative) (ulcerative) K04.01
- irreversible K04.02
- reversible K04.01

Pulpless tooth K04.99

Pulse
- alternating R00.8
- bigeminal R00.8
- fast R00.0
- feeble, rapid due to shock following injury T79.4 ☑
- rapid R00.0
- weak R09.89

Pulsus alternans or trigeminus R00.8

Punch drunk F07.81

Punctum lacrimale occlusion — *see* Obstruction, lacrimal

Puncture

- abdomen, abdominal
  - wall S31.139 ☑
    - with
      - foreign body S31.149 ☑
      - penetration into peritoneal cavity S31.639 ☑
        - with foreign body S31.649 ☑
    - epigastric region S31.132 ☑
      - with
        - foreign body S31.142 ☑
        - penetration into peritoneal cavity S31.632 ☑
          - with foreign body S31.642 ☑
    - left
      - lower quadrant S31.134 ☑
        - with
          - foreign body S31.144 ☑
          - penetration into peritoneal cavity S31.634 ☑
            - with foreign body S31.644 ☑
      - upper quadrant S31.131 ☑
        - with
          - foreign body S31.141 ☑
          - penetration into peritoneal cavity S31.631 ☑
            - with foreign body S31.641 ☑
    - periumbilic region S31.135 ☑
      - with
        - foreign body S31.145 ☑
        - penetration into peritoneal cavity S31.635 ☑
          - with foreign body S31.645 ☑
    - right
      - lower quadrant S31.133 ☑
        - with
          - foreign body S31.143 ☑
          - penetration into peritoneal cavity S31.633 ☑

- with foreign body S31.643 ☑
- upper quadrant S31.130 ☑
  - with
    - foreign body S31.140 ☑
    - penetration into peritoneal cavity S31.630 ☑
      - with foreign body S31.640 ☑

accidental, complicating surgery — *see* Complication, accidental puncture or laceration
alveolar (process) — *see* Puncture, oral cavity
ankle S91.039 ☑
- with
  - foreign body S91.049 ☑
- left S91.032 ☑
  - with
    - foreign body S91.042 ☑
- right S91.031 ☑
  - with
    - foreign body S91.041 ☑

anus S31.833 ☑
- with foreign body S31.834 ☑

arm (upper) S41.139 ☑
- with foreign body S41.149 ☑
- left S41.132 ☑
  - with foreign body S41.142 ☑
- lower — *see* Puncture, forearm
- right S41.131 ☑
  - with foreign body S41.141 ☑

auditory canal (external) (meatus) — *see* Puncture, ear
auricle, ear — *see* Puncture, ear
axilla — *see* Puncture, arm
back (*see also* Puncture, thorax, back)
- lower S31.030 ☑
  - with

- foreign body S31.040 ☑
  - with penetration into retroperitoneal space S31.041 ☑
- penetration into retroperitoneal space S31.031 ☑

bladder (traumatic) S37.29 ☑
- nontraumatic N32.89

breast S21.039 ☑
- with foreign body S21.049 ☑
- left S21.032 ☑
  - with foreign body S21.042 ☑
- right S21.031 ☑
  - with foreign body S21.041 ☑

buttock S31.803 ☑
- with foreign body S31.804 ☑
- left S31.823 ☑
  - with foreign body S31.824 ☑
- right S31.813 ☑
  - with foreign body S31.814 ☑

by
- device, implant or graft — *see* Complications, by site and type, mechanical
- foreign body left accidentally in operative wound T81.539 ☑
- instrument (any) during a procedure, accidental — *see* Puncture, accidental complicating surgery

calf — *see* Puncture, leg

canaliculus lacrimalis — *see* Puncture, eyelid

canthus, eye — *see* Puncture, eyelid

cervical esophagus S11.23 ☑
- with foreign body S11.24 ☑

cheek (external) S01.439 ☑
- with foreign body S01.449 ☑
- left S01.432 ☑
  - with foreign body S01.442 ☑
- right S01.431 ☑
  - with foreign body S01.441 ☑

- internal — *see* Puncture, oral cavity
- chest wall — *see* Puncture, thorax
- chin — *see* Puncture, head, specified site NEC
- clitoris — *see* Puncture, vulva
- costal region — *see* Puncture, thorax
- digit(s)
  - hand — *see* Puncture, finger
  - foot — *see* Puncture, toe
- ear (canal) (external) S01.339 ☑
  - with foreign body S01.349 ☑
  - left S01.332 ☑
    - with foreign body S01.342 ☑
  - right S01.331 ☑
    - with foreign body S01.341 ☑
  - drum S09.2 ☑
- elbow S51.039 ☑
  - with
    - foreign body S51.049 ☑
  - left S51.032 ☑
    - with
      - foreign body S51.042 ☑
  - right S51.031 ☑
    - with
      - foreign body S51.041 ☑
- epididymis — *see* Puncture, testis
- epigastric region — *see* Puncture, abdomen, wall, epigastric
- epiglottis S11.83 ☑
  - with foreign body S11.84 ☑
- esophagus
  - cervical S11.23 ☑
    - with foreign body S11.24 ☑

- thoracic S27.818 ☑
- eyeball S05.6 ☑
  - with foreign body S05.5 ☑
- eyebrow — *see* Puncture, eyelid
- eyelid S01.13 ☑
  - with foreign body S01.14 ☑
  - left S01.132 ☑
    - with foreign body S01.142 ☑
  - right S01.131 ☑
    - with foreign body S01.141 ☑
- face NEC — *see* Puncture, head, specified site NEC
- finger(s) S61.239 ☑
  - with
    - damage to nail S61.339 ☑
      - with
        - foreign body S61.349 ☑
    - foreign body S61.249 ☑
  - index S61.238 ☑
    - with
      - damage to nail S61.338 ☑
        - with
          - foreign body S61.348 ☑
      - foreign body S61.248 ☑
    - left S61.231 ☑
      - with
        - damage to nail S61.331 ☑
          - with
            - foreign body S61.341 ☑
        - foreign body S61.241 ☑
    - right S61.230 ☑
      - with

- damage to nail S61.330 ☑
  - with
    - foreign body S61.340 ☑
  - foreign body S61.240 ☑
- little S61.238 ☑
  - with
    - damage to nail S61.338 ☑
      - with
        - foreign body S61.348 ☑
    - foreign body S61.248 ☑
  - left S61.237 ☑
    - with
      - damage to nail S61.337 ☑
        - with
          - foreign body S61.347 ☑
      - foreign body S61.247 ☑
  - right S61.236 ☑
    - with
      - damage to nail S61.336 ☑
        - with
          - foreign body S61.346 ☑
      - foreign body S61.246 ☑
- middle S61.238 ☑
  - with
    - damage to nail S61.338 ☑
      - with
        - foreign body S61.348 ☑
    - foreign body S61.248 ☑
  - left S61.233 ☑
    - with
      - damage to nail S61.333 ☑
        - with

- foreign body S61.343 ☑
- foreign body S61.243 ☑
- right S61.232 ☑
  - with
    - damage to nail S61.332 ☑
      - with
        - foreign body S61.342 ☑
    - foreign body S61.242 ☑
- ring S61.238 ☑
  - with
    - damage to nail S61.338 ☑
      - with
        - foreign body S61.348 ☑
    - foreign body S61.248 ☑
  - left S61.235 ☑
    - with
      - damage to nail S61.335 ☑
        - with
          - foreign body S61.345 ☑
      - foreign body S61.245 ☑
  - right S61.234 ☑
    - with
      - damage to nail S61.334 ☑
        - with
          - foreign body S61.344 ☑
      - foreign body S61.244 ☑
- flank S31.13A ☑
  - with
    - foreign body S31.14A ☑
    - penetration into peritoneal cavity S31.63A ☑
      - with foreign body S31.64A ☑

- left S31.137 ☑
  - with
    - foreign body S31.147 ☑
    - penetration into peritoneal cavity S31.637 ☑
      - with foreign body S31.647 ☑
- right S31.136 ☑
  - with
    - foreign body S31.146 ☑
    - penetration into peritoneal cavity S31.636 ☑
      - with foreign body S31.646 ☑
- foot (except toe(s) alone) S91.339 ☑
  - with foreign body S91.349 ☑
  - left S91.332 ☑
    - with foreign body S91.342 ☑
  - right S91.331 ☑
    - with foreign body S91.341 ☑
  - toe — *see* Puncture, toe
- forearm S51.839 ☑
  - with
    - foreign body S51.849 ☑
  - elbow only — *see* Puncture, elbow
  - left S51.832 ☑
    - with
      - foreign body S51.842 ☑
  - right S51.831 ☑
    - with
      - foreign body S51.841 ☑
- forehead — *see* Puncture, head, specified site NEC
- genital organs, external
  - female S31.532 ☑

- with foreign body S31.542
- vagina — *see* Puncture, vagina
- vulva — *see* Puncture, vulva
- male S31.531
  - with foreign body S31.541
  - penis — *see* Puncture, penis
  - scrotum — *see* Puncture, scrotum
  - testis — *see* Puncture, testis
- groin — *see* Puncture, abdomen, wall
- gum — *see* Puncture, oral cavity
- hand S61.439
  - with
    - foreign body S61.449
  - finger — *see* Puncture, finger
  - left S61.432
    - with
      - foreign body S61.442
  - right S61.431
    - with
      - foreign body S61.441
  - thumb — *see* Puncture, thumb
- head S01.93
  - with foreign body S01.94
  - cheek — *see* Puncture, cheek
  - ear — *see* Puncture, ear
  - eyelid — *see* Puncture, eyelid
  - lip — *see* Puncture, oral cavity
  - nose — *see* Puncture, nose
  - oral cavity — *see* Puncture, oral cavity
  - scalp S01.03
    - with foreign body S01.04
  - specified site NEC S01.83
    - with foreign body S01.84

- temporomandibular area — *see* Puncture, cheek
- heart S26.99 ☑
  - with hemopericardium S26.09 ☑
  - without hemopericardium S26.19 ☑
- heel — *see* Puncture, foot
- hip S71.039 ☑
  - with foreign body S71.049 ☑
  - left S71.032 ☑
    - with foreign body S71.042 ☑
  - right S71.031 ☑
    - with foreign body S71.041 ☑
- hymen — *see* Puncture, vagina
- hypochondrium — *see* Puncture, abdomen, wall
- hypogastric region — *see* Puncture, abdomen, wall
- inguinal region — *see* Puncture, abdomen, wall
- instep — *see* Puncture, foot
- internal organs — *see* Injury, by site
- interscapular region — *see* Puncture, thorax, back
- intestine
  - large
    - colon S36.599 ☑
      - ascending S36.590 ☑
      - descending S36.592 ☑
      - sigmoid S36.593 ☑
      - specified site NEC S36.598 ☑
      - transverse S36.591 ☑
    - rectum S36.69 ☑
  - small S36.499 ☑
    - duodenum S36.490 ☑
    - specified site NEC S36.498 ☑
- intra-abdominal organ S36.99 ☑

- gallbladder S36.128 ☑
- intestine — *see* Puncture, intestine
- liver S36.118 ☑
- pancreas — *see* Puncture, pancreas
- peritoneum S36.81 ☑
- specified site NEC S36.898 ☑
- spleen S36.09 ☑
- stomach S36.39 ☑

jaw — *see* Puncture, head, specified site NEC

knee S81.039 ☑

- with foreign body S81.049 ☑
- left S81.032 ☑
  - with foreign body S81.042 ☑
- right S81.031 ☑
  - with foreign body S81.041 ☑

labium (majus) (minus) — *see* Puncture, vulva

lacrimal duct — *see* Puncture, eyelid

larynx S11.013 ☑

- with foreign body S11.014 ☑

leg (lower) S81.839 ☑

- with foreign body S81.849 ☑
- foot — *see* Puncture, foot
- knee — *see* Puncture, knee
- left S81.832 ☑
  - with foreign body S81.842 ☑
- right S81.831 ☑
  - with foreign body S81.841 ☑
- upper — *see* Puncture, thigh

lip S01.531 ☑

- with foreign body S01.541 ☑

- loin — *see* Puncture, abdomen, wall
- lower back — *see* Puncture, back, lower
- lumbar region — *see* Puncture, back, lower
- malar region — *see* Puncture, head, specified site NEC
- mammary — *see* Puncture, breast
- mastoid region — *see* Puncture, head, specified site NEC
- mouth — *see* Puncture, oral cavity
- nail
  - finger — *see* Puncture, finger, with damage to nail
  - toe — *see* Puncture, toe, with damage to nail
- nasal (septum) (sinus) — *see* Puncture, nose
- nasopharynx — *see* Puncture, head, specified site NEC
- neck S11.93 ☑
  - with foreign body S11.94 ☑
  - involving
    - cervical esophagus — *see* Puncture, cervical esophagus
    - larynx — *see* Puncture, larynx
    - pharynx — *see* Puncture, pharynx
    - thyroid gland — *see* Puncture, thyroid gland
    - trachea — *see* Puncture, trachea
  - specified site NEC S11.83 ☑
    - with foreign body S11.84 ☑
- nose (septum) (sinus) S01.23 ☑
  - with foreign body S01.24 ☑
- ocular — *see* Puncture, eyeball
- oral cavity S01.532 ☑
  - with foreign body S01.542 ☑
- orbit S05.4 ☑
- palate — *see* Puncture, oral cavity
- palm — *see* Puncture, hand
- pancreas S36.299 ☑

- body S36.291 ☑
- head S36.290 ☑
- tail S36.292 ☑

pelvis — *see* Puncture, back, lower
penis S31.23 ☑
- with foreign body S31.24 ☑

perineum
- female S31.43 ☑
  - with foreign body S31.44 ☑
- male S31.139 ☑
  - with foreign body S31.149 ☑

periocular area (with or without lacrimal passages) — *see* Puncture, eyelid
phalanges
- finger — *see* Puncture, finger
- toe — *see* Puncture, toe

pharynx S11.23 ☑
- with foreign body S11.24 ☑

pinna — *see* Puncture, ear
popliteal space — *see* Puncture, knee
prepuce — *see* Puncture, penis
pubic region S31.139 ☑
- with foreign body S31.149 ☑

pudendum — *see* Puncture, genital organs, external
rectovaginal septum — *see* Puncture, vagina
sacral region — *see* Puncture, back, lower
sacroiliac region — *see* Puncture, back, lower
salivary gland — *see* Puncture, oral cavity
scalp S01.03 ☑
- with foreign body S01.04 ☑

scapular region — *see* Puncture, shoulder
scrotum S31.33 ☑

- with foreign body S31.34 ☑
- shin — *see* Puncture, leg
- shoulder S41.039 ☑
  - with foreign body S41.049 ☑
  - left S41.032 ☑
    - with foreign body S41.042 ☑
  - right S41.031 ☑
    - with foreign body S41.041 ☑
- spermatic cord — *see* Puncture, testis
- sternal region — *see* Puncture, thorax, front
- submaxillary region — *see* Puncture, head, specified site NEC
- submental region — *see* Puncture, head, specified site NEC
- subungual
  - finger(s) — *see* Puncture, finger, with damage to nail
  - toe — *see* Puncture, toe, with damage to nail
- supraclavicular fossa — *see* Puncture, neck, specified site NEC
- temple, temporal region — *see* Puncture, head, specified site NEC
- temporomandibular area — *see* Puncture, cheek
- testis S31.33 ☑
  - with foreign body S31.34 ☑
- thigh S71.139 ☑
  - with foreign body S71.149 ☑
  - left S71.132 ☑
    - with foreign body S71.142 ☑
  - right S71.131 ☑
    - with foreign body S71.141 ☑
- thorax, thoracic (wall) S21.93 ☑
  - with foreign body S21.94 ☑
  - back S21.23 ☑
    - with
      - foreign body S21.24 ☑

- with penetration S21.44
- penetration S21.43
- breast — *see* Puncture, breast
- front S21.13
  - with
    - foreign body S21.14
      - with penetration S21.34
    - penetration S21.33
- throat — *see* Puncture, neck
- thumb S61.039
  - with
    - damage to nail S61.139
      - with
        - foreign body S61.149
    - foreign body S61.049
  - left S61.032
    - with
      - damage to nail S61.132
        - with
          - foreign body S61.142
      - foreign body S61.042
  - right S61.031
    - with
      - damage to nail S61.131
        - with
          - foreign body S61.141
      - foreign body S61.041
- thyroid gland S11.13
  - with foreign body S11.14
- toe(s) S91.139
  - with
    - damage to nail S91.239

- with
  - foreign body S91.249 ☑
- foreign body S91.149 ☑
- great S91.133 ☑
  - with
    - damage to nail S91.233 ☑
      - with
        - foreign body S91.243 ☑
    - foreign body S91.143 ☑
  - left S91.132 ☑
    - with
      - damage to nail S91.232 ☑
        - with
          - foreign body S91.242 ☑
      - foreign body S91.142 ☑
  - right S91.131 ☑
    - with
      - damage to nail S91.231 ☑
        - with
          - foreign body S91.241 ☑
      - foreign body S91.141 ☑
- lesser S91.136 ☑
  - with
    - damage to nail S91.236 ☑
      - with
        - foreign body S91.246 ☑
    - foreign body S91.146 ☑
  - left S91.135 ☑
    - with
      - damage to nail S91.235 ☑
        - with

- foreign body S91.245 ☑
- foreign body S91.145 ☑
- right S91.134 ☑
- with
- damage to nail S91.234 ☑
- with
- foreign body S91.244 ☑
- foreign body S91.144 ☑

tongue — *see* Puncture, oral cavity

trachea S11.023 ☑

- with foreign body S11.024 ☑

tunica vaginalis — *see* Puncture, testis

tympanum, tympanic membrane S09.2 ☑

umbilical region S31.135 ☑

- with foreign body S31.145 ☑

uvula — *see* Puncture, oral cavity

vagina S31.43 ☑

- with foreign body S31.44 ☑

vocal cords S11.033 ☑

- with foreign body S11.034 ☑

vulva S31.43 ☑

- with foreign body S31.44 ☑

wrist S61.539 ☑

- with
- foreign body S61.549 ☑
- left S61.532 ☑
- with
- foreign body S61.542 ☑
- right S61.531 ☑
- with
- foreign body S61.541 ☑

PUO (pyrexia of unknown origin) R50.9
Pupillary membrane (persistent) Q13.89
Pupillotonia — *see* Anomaly, pupil, function, tonic pupil
Purpura D69.2
- abdominal D69.0
- allergic D69.0
- anaphylactoid D69.0
- annularis telangiectodes L81.7
- arthritic D69.0
- autoerythrocyte sensitization D69.2
- autoimmune D69.0
- bacterial D69.0
- Bateman's (senile) D69.2
- capillary fragility (hereditary) (idiopathic) D69.8
- cryoglobulinemic D89.1
- Devil's pinches D69.2
- fibrinolytic — *see* Fibrinolysis
- fulminans, fulminous D65
- gangrenous D65
- hemorrhagic, hemorrhagica D69.3
  - not due to thrombocytopenia D69.0
- Henoch (-Schönlein) (allergic) D69.0
- hypergammaglobulinemic (benign) (Waldenström) D89.0
- idiopathic (thrombocytopenic) D69.3
  - nonthrombocytopenic D69.0
- immune thrombocytopenic D69.3
- infectious D69.0
- malignant D69.0
- neonatorum P54.5
- nervosa D69.0
- newborn P54.5
- nonthrombocytopenic D69.2

- hemorrhagic D69.0
- idiopathic D69.0

nonthrombopenic D69.2
peliosis rheumatica D69.0
posttransfusion (post-transfusion) (from (fresh) whole blood or blood products) D69.51
primary D69.49
red cell membrane sensitivity D69.2
rheumatica D69.0
Schönlein (-Henoch) (allergic) D69.0
scorbutic E54 *[D77]*
senile D69.2
simplex D69.2
symptomatica D69.0
telangiectasia annularis L81.7
thrombocytopenic D69.49
- congenital D69.42
- hemorrhagic D69.3
- hereditary D69.42
- idiopathic D69.3
- immune D69.3
- neonatal, transitory P61.0
- thrombotic M31.19

thrombohemolytic — *see* Fibrinolysis
thrombolytic — *see* Fibrinolysis
thrombopenic D69.49
thrombotic, thrombocytopenic M31.19
toxic D69.0
vascular D69.0
visceral symptoms D69.0

- **Purpuric** spots R23.3
- **Purulent** — *see* condition
- **Pus**
  - in
    - stool R19.5
    - urine N39.0
  - tube (rupture) — *see* Salpingo-oophoritis
- **Pustular** rash L08.0
- **Pustule** (nonmalignant) L08.9
  - malignant A22.0
- **Pustulosis** palmaris et plantaris L40.3
- **Putnam** (-Dana) disease or syndrome — *see* Degeneration, combined
- **Putrescent** pulp (dental) K04.1
- **Pyarthritis,** pyarthrosis — *see* Arthritis, pyogenic or pyemic
  - tuberculous — *see* Tuberculosis, joint
- **Pyelectasis** — *see* Hydronephrosis
- **Pyelitis** (congenital) (uremic) (*see also* Pyelonephritis)
  - with
    - calculus — *see* category N20 ☑
      - with hydronephrosis N13.6
    - contracted kidney N11.9
  - acute N10
  - chronic N11.9
    - with calculus — *see* category N20 ☑
      - with hydronephrosis N13.6
  - cystica N28.84
  - puerperal (postpartum) O86.21
  - tuberculous A18.11
- **Pyelocystitis** — *see* Pyelonephritis
- **Pyelonephritis** (*see also* Nephritis, tubulo-interstitial)
  - with

- calculus — *see* category N20 ☑
  - with hydronephrosis N13.6
- contracted kidney N11.9

acute N10

calculous — *see* category N20 ☑
- with hydronephrosis N13.6

chronic N11.9
- with calculus — *see* category N20 ☑
  - with hydronephrosis N13.6
- associated with ureteral obstruction or stricture N11.1
- nonobstructive N11.8
  - with reflux (vesicoureteral) N11.0
- obstructive N11.1
- specified NEC N11.8

in (due to)
- brucellosis A23.9 *[N16]*
- cryoglobulinemia (mixed) D89.1 *[N16]*
- cystinosis E72.04
- diphtheria A36.84
- glycogen storage disease E74.09 *[N16]*
- leukemia NEC C95.9 ☑ *[N16]*
- lymphoma NEC C85.90 *[N16]*
- multiple myeloma C90.0 ☑ *[N16]*
- obstruction N11.1
- Salmonella infection A02.25
- sarcoidosis D86.84
- sepsis A41.9 *[N16]*
- Sjögren's disease M35.04
- toxoplasmosis B58.83
- transplant rejection T86.91 *[N16]*
- Wilson's disease E83.01 *[N16]*

- nonobstructive N12
  - with reflux (vesicoureteral) N11.0
  - chronic N11.8
- syphilitic A52.75

Pyelonephrosis (obstructive) N11.1
- chronic N11.9

Pyelophlebitis I80.8

Pyeloureteritis cystica N28.85

Pyemia, pyemic (fever) (infection) (purulent) (*see also* Sepsis)
- joint — *see* Arthritis, pyogenic or pyemic
- liver K75.1
- pneumococcal A40.3
- portal K75.1
- postvaccinal T88.0 ☑
- puerperal, postpartum, childbirth O85
- specified organism NEC A41.89
- tuberculous — *see* Tuberculosis, miliary

Pygopagus Q89.4

Pyknoepilepsy (idiopathic) — *see* Pyknolepsy

Pyknolepsy G40.A09
- intractable G40.A19
  - with status epilepticus G40.A11
  - without status epilepticus G40.A19
- not intractable G40.A09
  - with status epilepticus G40.A01
  - without status epilepticus G40.A09

Pylephlebitis K75.1

Pyle's syndrome Q78.5

Pylethrombophlebitis K75.1

Pylethrombosis K75.1

Pyloritis K29.90
- with bleeding K29.91

- **Pylorospasm** (reflex) NEC K31.3
  - congenital or infantile Q40.0
  - newborn Q40.0
  - neurotic F45.8
  - psychogenic F45.8
- **Pylorus**, pyloric — *see* condition
- **Pyoarthrosis** — *see* Arthritis, pyogenic or pyemic
- **Pyocele**
  - mastoid — *see* Mastoiditis, acute
  - sinus (accessory) — *see* Sinusitis
  - turbinate (bone) J32.9
  - urethra (*see also* Urethritis) N34.0
- **Pyocolpos** — *see* Vaginitis
- **Pyocystitis** N30.80
  - with hematuria N30.81
- **Pyoderma**, pyodermia L08.0
  - gangrenosum L88
  - newborn P39.4
  - phagedenic L88
  - vegetans L08.81
- **Pyodermatitis** L08.0
  - vegetans L08.81
- **Pyogenic** — *see* condition
- **Pyohydronephrosis** N13.6
- **Pyometra**, pyometrium, pyometritis — *see* Endometritis
- **Pyomyositis** (tropical) — *see* Myositis, infective
- **Pyonephritis** N12
- **Pyonephrosis** N13.6
  - tuberculous A18.11

Pyo-oophoritis — *see* Salpingo-oophoritis
Pyo-ovarium — *see* Salpingo-oophoritis
Pyopericarditis, pyopericardium I30.1
Pyophlebitis — *see* Phlebitis
Pyopneumopericardium I30.1
Pyopneumothorax (infective) J86.9
- with fistula J86.0
- tuberculous NEC A15.6

Pyosalpinx, pyosalpingitis (*see also* Salpingo-oophoritis)
Pyothorax J86.9
- with fistula J86.0
- tuberculous NEC A15.6

Pyoureter N28.89
- tuberculous A18.11

Pyramidopallidonigral syndrome G20.C
Pyrexia (of unknown origin) R50.9
- atmospheric T67.01 ☑
- during labor NEC O75.2
- heat T67.01 ☑
- newborn P81.9
  - environmentally-induced P81.0
- persistent R50.9
- puerperal O86.4

Pyroglobulinemia NEC E88.09
Pyromania F63.1
Pyrosis R12
Pyuria (bacterial) (sterile) R82.81

Q

- **Q** fever A78
  - with pneumonia A78
- **Quadricuspid** aortic valve Q23.88
- **Quadrilateral** fever A78
- **Quadriparesis** — *see* Quadriplegia
  - meaning muscle weakness M62.81
- **Quadriplegia** G82.50
  - complete
    - C1-C4 level G82.51
    - C5-C7 level G82.53
  - congenital (cerebral) (spinal) G80.8
    - spastic G80.0
  - embolic (current episode) I63.4 ☑
  - functional R53.2
  - incomplete
    - C1-C4 level G82.52
    - C5-C7 level G82.54
  - thrombotic (current episode) I63.3 ☑
  - traumatic-code to injury with seventh character S
    - current episode — *see* Injury, spinal (cord), cervical
- **Quadruplet,** pregnancy — *see* Pregnancy, quadruplet
- **Quarrelsomeness** F60.3
- **Queensland** fever A77.3
- **Quervain's** disease M65.4
  - thyroid E06.1
- **Queyrat's** erythroplasia D07.4
  - penis D07.4
  - specified site — *see* Neoplasm, skin, in situ
  - unspecified site D07.4
- **Quincke's** disease or edema T78.3 ☑
  - hereditary D84.1
- **Quinsy** (gangrenous) J36
- **Quintan** fever A79.0
- **Quintuplet,** pregnancy — *see* Pregnancy, quintuplet

R

- **Rabbit** fever — *see* Tularemia
- **Rabies** A82.9
  - contact Z20.3
  - exposure to Z20.3
  - inoculation reaction — *see* Complications, vaccination
  - sylvatic A82.0
  - urban A82.1
- **Rachischisis** — *see* Spina bifida
- **Rachitic** (*see also* condition)
  - deformities of spine (late effect) (sequelae) E64.3
  - pelvis (late effect) (sequelae) E64.3
    - with disproportion (fetopelvic) O33.0
      - causing obstructed labor O65.0
- **Rachitis**, rachitism (acute) (tarda) (*see also* Rickets)
  - renalis N25.0
  - sequelae E64.3
- **Radial** nerve — *see* condition
- **Radiation**
  - burn — *see* Burn
  - effects NOS T66 ☑
  - sickness NOS T66 ☑
  - therapy, encounter for Z51.0
- **Radiculitis** (pressure) (vertebrogenic) — *see* Radiculopathy
- **Radiculomyelitis** (*see also* Encephalitis)
  - toxic, due to
    - Clostridium tetani A35
    - Corynebacterium diphtheriae A36.82
- **Radiculopathy** M54.10
  - cervical region M54.12
  - cervicothoracic region M54.13
  - due to

- disc disorder
  - C3 M50.11
  - C4 M50.11
  - C5 M50.121
  - C6 M50.122
  - C7 M50.123
  - C8 M50.13
- displacement of intervertebral disc — *see* Disorder, disc, with, radiculopathy
- leg M54.1 ☑
- lumbar region M54.16
- lumbosacral region M54.17
- occipito-atlanto-axial region M54.11
- postherpetic B02.29
- sacrococcygeal region M54.18
- syphilitic A52.11
- thoracic region (with visceral pain) M54.14
- thoracolumbar region M54.15

Radiodermal burns (acute, chronic, or occupational) — *see* Burn

Radiodermatitis L58.9
- acute L58.0
- chronic L58.1

Radiotherapy session Z51.0

RAEB (refractory anemia with excess blasts) D46.2 ☑

Rage, meaning rabies — *see* Rabies

Ragpicker's disease A22.1

Ragsorter's disease A22.1

Raillietiniasis B71.8

Railroad neurosis F48.8

Railway spine F48.8

Raised (*see also* Elevated)
- antibody titer R76.0

- **Rake** teeth, tooth M26.39
- **Rales** R09.89
- **Ramifying** renal pelvis Q63.8
- **Ramsay-Hunt** disease or syndrome (*see also* Hunt's, disease) B02.21
  - meaning dyssynergia cerebellaris myoclonica G11.19
- **Ranula** K11.6
  - congenital Q38.4
- **Rape**
  - adult
    - confirmed T74.21 ☑
    - suspected T76.21 ☑
  - alleged, observation or examination, ruled out
    - adult Z04.41
    - child Z04.42
  - child
    - confirmed T74.22 ☑
    - suspected T76.22 ☑
- **Rapid**
  - feeble pulse, due to shock, following injury T79.4 ☑
  - heart (beat) R00.0
    - psychogenic F45.8
  - second stage (delivery) O62.3
  - time-zone change syndrome G47.25
- **Rarefaction,** bone — *see* Disorder, bone, density and structure, specified NEC
- **Rash** (toxic) R21
  - canker A38.9
  - diaper L22
  - drug (internal use) L27.0
    - contact (*see also* Dermatitis, due to, drugs, external) L25.1

following immunization T88.1 ☑
food — *see* Dermatitis, due to, food
heat L74.0
napkin (psoriasiform) L22
nettle — *see* Urticaria
pustular L08.0
rose R21
epidemic B06.9
scarlet A38.9
serum (*see also* Reaction, serum) T80.69 ☑
wandering tongue K14.1
Rasmussen aneurysm — *see* Tuberculosis, pulmonary
Rasmussen encephalitis G04.81
Rat-bite fever A25.9
due to Streptobacillus moniliformis A25.1
spirochetal (morsus muris) A25.0
Rathke's pouch tumor D44.3
Raymond (-Céstan) syndrome I65.8
Raynaud's disease, phenomenon or syndrome (secondary) I73.00
with gangrene (symmetric) I73.01
RDS (newborn) (type I) P22.0
type II P22.1
Reaction (*see also* Disorder)
adaptation — *see* Disorder, adjustment
adjustment (anxiety) (conduct disorder) (depressiveness) (distress) — *see* Disorder, adjustment
with
mutism, elective (child) (adolescent) F94.0
adverse
food (any) (ingested) NEC T78.19 ☑
anaphylactic — *see* Shock, anaphylactic, due to food

- affective — *see* Disorder, mood
- allergic — *see* Allergy
- anaphylactic — *see* Shock, anaphylactic
- anaphylactoid — *see* Shock, anaphylactic
- anesthesia — *see* Anesthesia, complication
- antitoxin (prophylactic) (therapeutic) — *see* Complications, vaccination
- anxiety F41.1
- Arthus — *see* Arthus' phenomenon
- asthenic F48.8
- combat and operational stress F43.0
- compulsive F42.8
- conversion F44.9
- crisis, acute F43.0
- deoxyribonuclease (DNA) (DNase) hypersensitivity D69.2
- depressive (single episode) F32.9
  - affective (single episode) F31.4
    - recurrent episode F33.9
  - neurotic F34.1
  - psychoneurotic F34.1
  - psychotic F32.3
  - recurrent — *see* Disorder, depressive, recurrent
- dissociative F44.9
- drug NEC T88.7 ☑
  - addictive — *see* Dependence, drug
    - transmitted via placenta or breast milk — *see* Absorption, drug, addictive, through placenta
  - allergic — *see* Allergy, drug
  - lichenoid L43.2
  - newborn P93.8
    - gray baby syndrome P93.0

- overdose or poisoning (by accident) — *see* Table of Drugs and Chemicals, by drug, poisoning
- photoallergic L56.1
- phototoxic L56.0
- withdrawal — *see* Dependence, by drug, with, withdrawal
  - infant of dependent mother P96.1
  - newborn P96.1
- wrong substance given or taken (by accident) — *see* Table of Drugs and Chemicals, by drug, poisoning

fear F40.9
- child (abnormal) F93.8

febrile nonhemolytic transfusion (FNHTR) R50.84

fluid loss, cerebrospinal G97.1

foreign
- body NEC — *see* Granuloma, foreign body
  - in operative wound (inadvertently left) — *see* Foreign body, accidentally left during a procedure
- substance accidentally left during a procedure (chemical) (powder) (talc) T81.60 ☑
  - aseptic peritonitis T81.61 ☑
  - body or object (instrument) (sponge) (swab) — *see* Foreign body, accidentally left during a procedure
  - specified reaction NEC T81.69 ☑

grief — *see* Disorder, adjustment

Herxheimer's R68.89

hyperkinetic — *see* Hyperkinesia

hypochondriacal F45.20

hypoglycemic, due to insulin E16.0
- with coma (diabetic) — *see* Diabetes, coma
  - nondiabetic E15
- therapeutic misadventure — *see* subcategory T38.3 ☑

hypomanic F30.8

hysterical F44.9

immunization — *see* Complications, vaccination

incompatibility

- ABO blood group (infusion) (transfusion) — *see* Complication(s), transfusion, incompatibility reaction, ABO
  - delayed serologic T80.39 ☑
- minor blood group (Duffy) (E) (K) (Kell) (Kidd) (Lewis) (M) (N) (P)(s) T80.89 ☑
- Rh (factor) (infusion) (transfusion) — *see* Complication(s), transfusion, incompatibility reaction, Rh (factor)

inflammatory — *see* Infection
infusion — *see* Complications, infusion
inoculation (immune serum) — *see* Complications, vaccination
insulin T38.3 ☑
involutional psychotic — *see* Disorder, depressive
leukemoid D72.823
- basophilic D72.823
- lymphocytic D72.823
- monocytic D72.823
- myelocytic D72.823
- neutrophilic D72.823

LSD (acute)
- due to drug abuse — *see* Abuse, drug, hallucinogen
- due to drug dependence — *see* Dependence, drug, hallucinogen

lumbar puncture G97.1
manic-depressive — *see* Disorder, bipolar
neurasthenic F48.8
neurogenic — *see* Neurosis
neurotic F48.9
neurotic-depressive F34.1
nitritoid — *see* Crisis, nitritoid
nonspecific
- to
  - cell mediated immunity measurement of gamma interferon antigen response without active tuberculosis R76.12
  - QuantiFERON-TB test (QFT) without active tuberculosis R76.12
  - tuberculin test (*see also* Reaction, tuberculin skin test) R76.11

- obsessive-compulsive F42.8
- organic, acute or subacute — *see* Delirium
- paranoid (acute) F23
  - chronic F22
  - senile F03 ☑
- passive dependency F60.7
- phobic F40.9
- post-traumatic stress, uncomplicated Z73.3
- psychogenic F99
- psychoneurotic (*see also* Neurosis)
  - compulsive F42.8
  - depersonalization F48.1
  - depressive F34.1
  - hypochondriacal F45.20
  - neurasthenic F48.8
  - obsessive F42.8
- psychophysiologic — *see* Disorder, somatoform
- psychosomatic — *see* Disorder, somatoform
- psychotic — *see* Psychosis
- scarlet fever toxin — *see* Complications, vaccination
- schizophrenic F23
  - acute (brief) (undifferentiated) F23
  - latent F21
  - undifferentiated (acute) (brief) F23
- serological for syphilis — *see* Serology for syphilis
- serum T80.69 ☑
  - anaphylactic (immediate) (*see also* Shock, anaphylactic) T80.59 ☑
  - specified reaction NEC
    - due to

- administration of blood and blood products T80.61 ☑
- immunization T80.62 ☑
- serum specified NEC T80.69 ☑
- vaccination T80.62 ☑

situational — *see* Disorder, adjustment
somatization — *see* Disorder, somatoform
spinal puncture G97.1
- dural G97.1

stress (severe) F43.9
- acute (agitation) ("daze") (disorientation) (disturbance of consciousness) (flight reaction) (fugue) F43.0
- specified NEC F43.89

surgical procedure — *see* Complications, surgical procedure
tetanus antitoxin — *see* Complications, vaccination
toxic, to local anesthesia T88.59 ☑
- in labor and delivery O74.4
- in pregnancy O29.3X ☑
- postpartum, puerperal O89.3

toxin-antitoxin — *see* Complications, vaccination
transfusion (blood) (bone marrow) (lymphocytes) (allergic) — *see* Complications, transfusion
tuberculin skin test, abnormal R76.11
vaccination (any) — *see* Complications, vaccination
withdrawing, child or adolescent F93.8

Reactive airway disease — *see* Asthma
Reactive depression — *see* Reaction, depressive
Rearrangement
- chromosomal
  - balanced (in) Q95.9
    - abnormal individual (autosomal) Q95.2
      - non-sex (autosomal) chromosomes Q95.2
      - sex/non-sex chromosomes Q95.3
    - specified NEC Q95.8

- **Recalcitrant** patient — *see* Noncompliance
- **Recanalization,** thrombus — *see* Thrombosis
- **Recession,** receding
  - chamber angle (eye) H21.55 ☑
  - chin M26.09
  - gingival (postinfective) (postoperative)
    - generalized K06.020
      - minimal K06.021
      - moderate K06.022
      - severe K06.023
    - localized K06.010
      - minimal K06.011
      - moderate K06.012
      - severe K06.013
- **Recklinghausen** disease Q85.01
  - bones E21.0
- **Reclus'** disease (cystic) — *see* Mastopathy, cystic
- **Recrudescence**
  - deficit
    - cerebral infarction — *see* Sequelae, infarction, cerebral
    - stroke — *see* Sequelae, infarction, cerebral
  - sequelae
    - cerebral infarction — *see* Sequelae, infarction, cerebral
    - stroke — *see* Sequelae, infarction, cerebral
- **Recrudescent** typhus (fever) A75.1
- **Recruitment,** auditory H93.21 ☑
- **Rectalgia** K62.89
- **Rectitis** K62.89
- **Rectocele**
  - female (without uterine prolapse) N81.6
    - with uterine prolapse N81.4

- complete N81.3
- incomplete N81.2

in pregnancy — *see* Pregnancy, complicated by, abnormal, pelvic organs or tissues NEC
male K62.3

Rectosigmoid junction — *see* condition
Rectosigmoiditis K63.89
ulcerative (chronic) K51.30
with
complication K51.319
abscess K51.314
fistula K51.313
obstruction K51.312
rectal bleeding K51.311
specified NEC K51.318

Rectourethral — *see* condition
Rectovaginal — *see* condition
Rectovesical — *see* condition
Rectum, rectal — *see* condition
Recurrent — *see* condition
pregnancy loss — *see* Loss (of), pregnancy, recurrent
Red bugs B88.09
Red-cedar lung or pneumonitis J67.8
Red tide (*see also* Table of Drugs and Chemicals) T65.82 ☑
Reduced
mobility Z74.09
ventilatory or vital capacity R94.2
Redundant, redundancy

- anus (congenital) Q43.8
- clitoris N90.89
- colon (congenital) Q43.8
- foreskin (congenital) N47.8
- intestine (congenital) Q43.8
- labia N90.69
- organ or site, congenital NEC — *see* Accessory
- panniculus (abdominal) E65
- prepuce (congenital) N47.8
- pylorus K31.89
- rectum (congenital) Q43.8
- scrotum N50.89
- sigmoid (congenital) Q43.8
- skin L98.7
  - and subcutaneous tissue L98.7
  - of face L57.4
    - eyelids — *see* Blepharochalasis
- stomach K31.89

Reduplication — *see* Duplication

Reflex R29.2
- hyperactive gag J39.2
- pupillary, abnormal — *see* Anomaly, pupil, function
- vasoconstriction I73.9
- vasovagal R55

Reflux K21.9
- acid K21.9
- esophageal K21.9
  - with esophagitis (without bleeding) K21.00
    - with bleeding K21.01
  - newborn P78.83
- gastroesophageal K21.9
  - with esophagitis (without bleeding) K21.00
    - with bleeding K21.01

- mitral — *see* Insufficiency, mitral
- ureteral — *see* Reflux, vesicoureteral
- vesicoureteral (with scarring) N13.70
  - with
    - nephropathy N13.729
      - with hydroureter N13.739
        - bilateral N13.732
        - unilateral N13.731
      - bilateral N13.722
      - unilateral N13.721
      - without hydroureter N13.729
        - bilateral N13.722
        - unilateral N13.721
    - pyelonephritis (chronic) N11.0
  - congenital Q62.7
  - without nephropathy N13.71

Reforming, artificial openings — *see* Attention to, artificial, opening

Refractive error — *see* Disorder, refraction

Refsum's disease or syndrome G60.1

Refusal of
- food, psychogenic F50.89
- treatment (because of) Z53.20
  - left against medical advice (AMA) Z53.29
  - left without being seen Z53.21
  - patient's decision NEC Z53.29
  - reasons of belief or group pressure Z53.1

Regional — *see* condition

Regurgitation R11.10
- aortic (valve) — *see* Insufficiency, aortic
- food (*see also* Vomiting)

- with reswallowing — *see* Rumination
- newborn P92.1
- gastric contents — *see* Vomiting
- heart — *see* Endocarditis
- mitral (valve) — *see* Insufficiency, mitral
  - congenital Q23.3
- myocardial — *see* Endocarditis
- pulmonary (valve) (heart) I37.1
  - congenital Q22.2
  - syphilitic A52.03
- tricuspid — *see* Insufficiency, tricuspid
- valve, valvular — *see* Endocarditis
  - congenital Q24.8
- vesicoureteral — *see* Reflux, vesicoureteral

Reifenstein syndrome E34.52

Reinsertion
- implantable subdermal contraceptive Z30.46
- intrauterine contraceptive device Z30.433

Reiter's disease, syndrome, or urethritis M02.30
- ankle M02.37 ☑
- elbow M02.32 ☑
- foot joint M02.37 ☑
- hand joint M02.34 ☑
- hip M02.35 ☑
- knee M02.36 ☑
- multiple site M02.39
- shoulder M02.31 ☑
- vertebra M02.38
- wrist M02.33 ☑

Reichmann's disease or syndrome K31.89

Rejection
- food, psychogenic F50.89
- transplant T86.91

- bone T86.830
  - marrow T86.01
- cornea T86.840 ☑
- heart T86.21
  - with lung(s) T86.31
- intestine T86.850
- kidney T86.11
- liver T86.41
- lung(s) T86.810
  - with heart T86.31
- organ (immune or nonimmune cause) T86.91
- pancreas T86.890
- skin (allograft) (autograft) T86.820
- specified NEC T86.890
- stem cell (peripheral blood) (umbilical cord) T86.5

Relapsing fever A68.9
- Carter's (Asiatic) A68.1
- Dutton's (West African) A68.1
- Koch's A68.9
- louse-borne (epidemic) A68.0
- Novy's (American) A68.1
- Obermeyer's (European) A68.0
- Spirillum A68.9
- tick-borne (endemic) A68.1

Relationship
- occlusal
  - open anterior M26.220
  - open posterior M26.221

Relaxation
- anus (sphincter) K62.89
  - psychogenic F45.8

- arch (foot) (*see also* Deformity, limb, flat foot)
- back ligaments — *see* Instability, joint, spine
- bladder (sphincter) N31.2
- cardioesophageal K21.9
- cervix — *see* Incompetency, cervix
- diaphragm J98.6
- joint (capsule) (ligament) (paralytic) — *see* Flail, joint
  - congenital NEC Q74.8
- lumbosacral (joint) — *see* subcategory M53.2 ☑
- pelvic floor N81.89
- perineum N81.89
- posture R29.3
- rectum (sphincter) K62.89
- sacroiliac (joint) — *see* subcategory M53.2 ☑
- scrotum N50.89
- urethra (sphincter) N36.44
- vesical N31.2

Release from prison, anxiety concerning Z65.2

Remains
- canal of Cloquet Q14.0
- capsule (opaque) Q14.8

Remittent fever (malarial) B54

Remnant
- canal of Cloquet Q14.0
- capsule (opaque) Q14.8
- cervix, cervical stump (acquired) (postoperative) N88.8
- cystic duct, postcholecystectomy K91.5
- fingernail L60.8
  - congenital Q84.6
- meniscus, knee — *see* Derangement, knee, meniscus, specified NEC
- thyroglossal duct Q89.2
- tonsil J35.8

- infected (chronic) J35.01
- urachus Q64.4

Removal (from) (of)
- artificial
  - arm Z44.00 ☑
    - complete Z44.01 ☑
    - partial Z44.02 ☑
  - eye Z44.2 ☑
  - leg Z44.10 ☑
    - complete Z44.11 ☑
    - partial Z44.12 ☑
- breast implant Z45.81 ☑
- cardiac pulse generator (battery) (end-of-life) Z45.010
- catheter (urinary) (indwelling) Z46.6
  - from artificial opening — *see* Attention to, artificial, opening
  - non-vascular Z46.82
  - vascular NEC Z45.2
- drains Z48.03
- device Z46.9
  - contraceptive Z30.432
    - implantable subdermal Z30.46
  - implanted NEC Z45.89
  - specified NEC Z46.89
- dressing (nonsurgical) Z48.00
  - surgical Z48.01
- external
  - fixation device - code to fracture with seventh character D
  - prosthesis, prosthetic device Z44.9
    - breast Z44.3 ☑
    - specified NEC Z44.8

- home in childhood (to foster home or institution) Z62.29
- ileostomy Z43.2
- insulin pump Z46.81
- myringotomy device (stent) (tube) Z45.82
- nervous system device NEC Z46.2
  - brain neuropacemaker Z46.2
  - visual substitution device Z46.2
    - implanted Z45.31
- non-vascular catheter Z46.82
- orthodontic device Z46.4
- organ, prophylactic (for neoplasia management) — *see* Prophylactic, organ removal
- staples Z48.02
- stent
  - ureteral Z46.6
- suture Z48.02
- urinary device Z46.6
- vascular access device or catheter Z45.2

Ren
- arcuatus Q63.1
- mobile, mobilis N28.89
  - congenital Q63.8
- unguliformis Q63.1

Renal — *see* condition

Rendu-Osler-Weber disease or syndrome I78.0

Reninoma D41.0 ☑

Renon-Delille syndrome E23.3

Reovirus, as cause of disease classified elsewhere B97.5

Repeated falls NEC R29.6

Replaced chromosome by dicentric ring Q93.2

Replacement by artificial or mechanical device or prosthesis of

- bladder Z96.0
- blood vessel NEC Z95.828
- bone NEC Z96.7
- cochlea Z96.21
- coronary artery Z95.5
- eustachian tube Z96.29
- eye globe Z97.0
- heart Z95.812
  - valve Z95.2
    - prosthetic Z95.2
    - specified NEC Z95.4
    - xenogenic Z95.3
- intestine Z96.89
- joint Z96.60
  - hip — *see* Presence, hip joint implant
  - knee — *see* Presence, knee joint implant
  - specified site NEC Z96.698
- larynx Z96.3
- lens Z96.1
- limb(s) — *see* Presence, artificial, limb
- mandible NEC (for tooth root implant(s)) Z96.5
- organ NEC Z96.89
- peripheral vessel NEC Z95.828
- stapes Z96.29
- teeth Z97.2
- tendon Z96.7
- tissue NEC Z96.89
- tooth root(s) Z96.5
- vessel NEC Z95.828
  - coronary (artery) Z95.5

- **Request** for expert evidence Z04.89
- **Reserve**, decreased or low
  - cardiac — *see* Disease, heart
  - kidney N28.89
- **Residing**
  - in place not meant for human habitation (abandoned building) (car) (park) (sidewalk) Z59.02
  - on the street Z59.02
- **Residual** (*see also* condition)
  - ovary syndrome N99.83
  - state, schizophrenic F20.5
  - urine R39.198
- **Resistance**, resistant (to)
  - activated protein C D68.51
  - insulin E88.819
    - complicating pregnancy O26.89 ☑
    - specified type NEC E88.818
  - organism(s)
    - to
      - drug Z16.30
        - aminoglycosides Z16.29
        - amoxicillin Z16.11
        - ampicillin Z16.11
        - antibiotic(s) Z16.20
          - multiple Z16.24
          - specified NEC Z16.29
        - antifungal Z16.32
        - antimicrobial (single) Z16.30
          - multiple Z16.35
          - specified NEC Z16.39
        - antimycobacterial (single) Z16.341
          - multiple Z16.342

- antiparasitic Z16.31
- antiviral Z16.33
- beta lactam antibiotics Z16.10
  - specified NEC Z16.19
- carbapenem Z16.13
- cephalosporins Z16.19
- extended beta lactamase (ESBL) Z16.12
- fluoroquinolones Z16.23
- macrolides Z16.29
- methicillin — *see* MRSA
- multiple drugs (MDRO)
  - antibiotics Z16.24
  - antimicrobial Z16.35
  - antimycobacterials Z16.342
- penicillins Z16.11
- quinine (and related compounds) Z16.31
- quinolones Z16.23
- sulfonamides Z16.29
- tetracyclines Z16.29
- tuberculostatics (single) Z16.341
  - multiple Z16.342
- vancomycin Z16.21
  - related antibiotics Z16.22
- thyroid hormone E07.89

Resorption
- dental (roots) K03.3
  - alveoli M26.79
- teeth (external) (internal) (pathological) (roots) K03.3

Respiration
- Cheyne-Stokes R06.3
- decreased due to shock, following injury T79.4 ☑
- disorder of, psychogenic F45.8
- insufficient, or poor R06.89

- newborn P28.5
- painful R07.1
- sighing, psychogenic F45.8

Respiratory (*see also* condition)
- distress syndrome (newborn) (type I) P22.0
  - type II P22.1
- syncytial virus, as cause of disease classified elsewhere (*see also* Virus, respiratory syncytial (RSV)) B97.4

Respite care Z75.5

Response (drug)
- photoallergic L56.1
- phototoxic L56.0

Restenosis
- stent
  - vascular
    - end stent
      - adjacent to stent — *see* Arteriosclerosis
      - within the stent
        - coronary T82.855 ☑
        - peripheral T82.856 ☑
    - in stent
      - coronary vessel T82.855 ☑
      - peripheral vessel T82.856 ☑

Restless legs (syndrome) G25.81

Restlessness R45.1

Restoration(of)
- dental
  - aesthetically inadequate or displeasing K08.56
  - defective K08.50
    - specified NEC K08.59
  - failure of marginal integrity K08.51
  - failure of periodontal anatomical integrity K08.54

- organ continuity from previous sterilization (tuboplasty) (vasoplasty) Z31.0
  - aftercare Z31.42
- tooth (existing)
  - contours biologically incompatible with oral health K08.54
  - open margins K08.51
  - overhanging K08.52
  - poor aesthetic K08.56
  - poor gingival margins K08.51
- unsatisfactory, of tooth K08.50
  - specified NEC K08.59

Restorative material (dental)
- allergy to K08.55
- fractured K08.539
  - with loss of material K08.531
  - without loss of material K08.530
- unrepairable overhanging of K08.52

Restriction
- growth
  - fetal O36.59 ☑
- of housing space Z59.19

Rests, ovarian, in fallopian tube Q50.6

Restzustand (schizophrenic) F20.5

Retained (*see also* Retention)
- cholelithiasis following cholecystectomy K91.86
- foreign body fragments (type of) Z18.9

- acrylics Z18.2
- animal quill(s) or spines Z18.31
- cement Z18.83
- concrete Z18.83
- crystalline Z18.83
- depleted isotope Z18.09
- depleted uranium Z18.01
- diethylhexyl phthalates Z18.2
- glass Z18.81
- isocyanate Z18.2
- magnetic metal Z18.11
- metal Z18.10
- nonmagnetic metal Z18.12
- nontherapeutic radioactive Z18.09
- organic NEC Z18.39
- plastic Z18.2
- quill(s) (animal) Z18.31
- radioactive (nontherapeutic) NEC Z18.09
- specified NEC Z18.89
- spine(s) (animal) Z18.31
- stone Z18.83
- tooth (teeth) Z18.32
- wood Z18.33

fragments (type of) Z18.9

- acrylics Z18.2
- animal quill(s) or spines Z18.31
- cement Z18.83
- concrete Z18.83
- crystalline Z18.83
- depleted isotope Z18.09
- depleted uranium Z18.01
- diethylhexyl phthalates Z18.2
- glass Z18.81

- isocyanate Z18.2
- magnetic metal Z18.11
- metal Z18.10
- nonmagnectic metal Z18.12
- nontherapeutic radioactive Z18.09
- organic NEC Z18.39
- plastic Z18.2
- quill(s) (animal) Z18.31
- radioactive (nontherapeutic) NEC Z18.09
- specified NEC Z18.89
- spine(s) (animal) Z18.31
- stone Z18.83
- tooth (teeth) Z18.32
- wood Z18.33

- gallstones, following cholecystectomy K91.86

Retardation
- development, developmental, specific — *see* Disorder, developmental
- endochondral bone growth — *see* Disorder, bone, development or growth
- growth R62.50
  - due to malnutrition E45
- mental — *see* Disability, intellectual
- motor function, specific F82
- physical (child) R62.52
  - due to malnutrition E45
- reading (specific) F81.0
- spelling (specific) (without reading disorder) F81.81

Retching — *see* Vomiting

Retention (*see also* Retained)

- bladder — *see* Retention, urine
- carbon dioxide E87.29
- cholelithiasis following cholecystectomy K91.86
- cyst — *see* Cyst
- dead
  - fetus (at or near term) (mother) O36.4 ☑
    - early fetal death O02.1
  - ovum O02.0
- decidua (fragments) (following delivery) (with hemorrhage) O72.2
  - without hemorrhage O73.1
- deciduous tooth K00.6
- dental root K08.3
- fecal — *see* Constipation
- fetus
  - dead O36.4 ☑
    - early O02.1
- fluid R60.9
- foreign body (*see also* Foreign body, retained)
  - current trauma - code as Foreign body, by site or type
- gallstones, following cholecystectomy K91.86
- gastric K31.89
- intrauterine contraceptive device, in pregnancy — *see* Pregnancy, complicated by, retention, intrauterine device
- membranes (complicating delivery) (with hemorrhage) O72.2
  - with abortion — *see* Abortion, by type
  - without hemorrhage O73.1
- meniscus — *see* Derangement, meniscus
- menses N94.89
- milk (puerperal, postpartum) O92.79
- nitrogen, extrarenal R39.2
- ovary syndrome N99.83
- placenta (total) (with hemorrhage) O72.0

- without hemorrhage O73.0
- portions or fragments (with hemorrhage) O72.2
  - without hemorrhage O73.1
- products of conception
  - early pregnancy (dead fetus) O02.1
  - following
    - delivery (with hemorrhage) O72.2
      - without hemorrhage O73.1
- secundines (following delivery) (with hemorrhage) O72.0
  - without hemorrhage O73.0
  - complicating puerperium (delayed hemorrhage) O72.2
  - partial O72.2
    - without hemorrhage O73.1
- smegma, clitoris N90.89
- urine R33.9
  - due to hyperplasia (hypertrophy) of prostate — *see* Hyperplasia, prostate
  - drug-induced R33.0
  - organic R33.8
    - drug-induced R33.0
  - psychogenic F45.8
  - specified NEC R33.8
- water (in tissues) — *see* Edema

Reticular erythematous mucinosis L98.5

Reticulation, dust — *see* Pneumoconiosis

Reticulocytosis R70.1

Reticuloendotheliosis
- acute infantile C96.0
- leukemic C91.4 ☑
- nonlipid C96.0

Reticulohistiocytoma (giant-cell) D76.3

Reticuloid, actinic L57.1

Reticulosis (skin)

- acute of infancy C96.0
- hemophagocytic, familial D76.1
- histiocytic medullary C96.A
- lipomelanotic I89.8
- malignant (midline) C86.0 ☑
- polymorphic C86.0 ☑
- Sézary — *see* Sézary disease

Retina, retinal (*see also* condition)
- dark area D49.81

Retinitis (*see also* Inflammation, chorioretinal)
- albuminurica N18.9 *[H32]*
- diabetic — *see* Diabetes, retinitis
- disciformis — *see* Degeneration, macula
- focal — *see* Inflammation, chorioretinal, focal
- gravidarum — *see* Pregnancy, complicated by, specified pregnancy-related condition NEC
- juxtapapillaris — *see* Inflammation, chorioretinal, focal, juxtapapillary
- luetic — *see* Retinitis, syphilitic
- pigmentosa H35.52
- proliferans — *see* Disorder, globe, degenerative, specified type NEC
- proliferating — *see* Disorder, globe, degenerative, specified type NEC
- renal N18.9 *[H32]*
- syphilitic (early) (secondary) A51.43
  - central, recurrent A52.71
  - congenital (early) A50.01 *[H32]*
  - late A52.71
- tuberculous A18.53

Retinoblastoma C69.2 ☑
- differentiated C69.2 ☑
- undifferentiated C69.2 ☑

Retinochoroiditis (*see also* Inflammation, chorioretinal)
- disseminated — *see* Inflammation, chorioretinal, disseminated
  - syphilitic A52.71

- focal — *see* Inflammation, chorioretinal
- juxtapapillaris — *see* Inflammation, chorioretinal, focal, juxtapapillary

Retinopathy (background) H35.00
- arteriosclerotic I70.8 *[H35.0 ☑]*
- atherosclerotic I70.8 *[H35.0 ☑]*
- central serous — *see* Chorioretinopathy, central serous
- Coats H35.02 ☑
- diabetic — *see* Diabetes, retinopathy
- exudative H35.02 ☑
- hypertensive H35.03 ☑
- in (due to)
  - diabetes — *see* Diabetes, retinopathy
  - sickle-cell disorders
    - nonproliferative D57. ☑ *[H36.81 ☑]*
    - proliferative D57. ☑ *[H36.82 ☑]*
- of prematurity H35.10 ☑
  - stage 0 H35.11 ☑
  - stage 1 H35.12 ☑
  - stage 2 H35.13 ☑
  - stage 3 H35.14 ☑
  - stage 4 H35.15 ☑
  - stage 5 H35.16 ☑
- pigmentary, congenital — *see* Dystrophy, retina
- proliferative NEC H35.2 ☑
  - diabetic — *see* Diabetes, retinopathy, proliferative
  - sickle-cell D57. ☑ *[H36.82 ☑]*
  - thalassemia H35.2 ☑
- solar H31.02 ☑

Retinoschisis H33.10 ☑
- congenital Q14.1
- specified type NEC H33.19 ☑

- **Retortamoniasis** A07.8
- **Retractile** testis Q55.22
- **Retraction**
  - cervix — *see* Retroversion, uterus
  - drum (membrane) — *see* Disorder, tympanic membrane, specified NEC
  - finger — *see* Deformity, finger
  - lid H02.539
    - left H02.536
      - lower H02.535
      - upper H02.534
    - right H02.533
      - lower H02.532
      - upper H02.531
  - lung J98.4
  - mediastinum J98.59
  - nipple N64.53
    - associated with
      - lactation O92.03
      - pregnancy O92.01 ☑
      - puerperium O92.02
    - congenital Q83.8
  - palmar fascia M72.0
  - pleura — *see* Pleurisy
  - ring, uterus (Bandl's) (pathological) O62.4
  - sternum (congenital) Q76.7
    - acquired M95.4
  - uterus — *see* Retroversion, uterus
  - valve (heart) — *see* Endocarditis

Retrobulbar — *see* condition
Retrocecal — *see* condition
Retrocession — *see* Retroversion
Retrodisplacement — *see* Retroversion
Retroflection, retroflexion — *see* Retroversion
Retrognathia, retrognathism (mandibular) (maxillary) M26.19
Retrograde menstruation N92.5
Retroperineal — *see* condition
Retroperitoneal — *see* condition
Retroperitonitis K68.9
Retropharyngeal — *see* condition
Retroplacental — *see* condition
Retroposition — *see* Retroversion
Retroprosthetic membrane T85.398 ☑
Retrosternal thyroid (congenital) Q89.2
Retroversion, retroverted
- cervix — *see* Retroversion, uterus
- female NEC — *see* Retroversion, uterus
- iris H21.89
- testis (congenital) Q55.29
- uterus (acquired) (acute) (any degree) (asymptomatic) (cervix) (postinfectional) (postpartal, old) N85.4
  - congenital Q51.818
  - in pregnancy O34.53 ☑

Retrovirus, as cause of disease classified elsewhere B97.30
- human
  - immunodeficiency, type 2 (HIV 2) B97.35
  - T-cell lymphotropic
    - type I (HTLV-I) B97.33
    - type II (HTLV-II) B97.34
- lentivirus B97.31
- oncovirus B97.32
- specified NEC B97.39

Retrusion, premaxilla (developmental) M26.09
Rett's disease or syndrome F84.2
Reverse peristalsis R19.2
Reye's syndrome G93.7
Rh (factor)
- hemolytic disease (newborn) P55.0
- incompatibility, immunization or sensitization
  - affecting management of pregnancy NEC O36.09 ☑
    - anti-D antibody O36.01 ☑
  - newborn P55.0
  - transfusion reaction — *see* Complication(s), transfusion, incompatibility reaction, Rh (factor)
- negative mother affecting newborn P55.0
- titer elevated — *see* Complication(s), transfusion, incompatibility reaction, Rh (factor)
- transfusion reaction — *see* Complication(s), transfusion, incompatibility reaction, Rh (factor)

Rhabdomyolysis (idiopathic) NEC M62.82
- traumatic T79.6 ☑

Rhabdomyoma (*see also* Neoplasm, connective tissue, benign)
- adult — *see* Neoplasm, connective tissue, benign
- fetal — *see* Neoplasm, connective tissue, benign
- glycogenic — *see* Neoplasm, connective tissue, benign

Rhabdomyosarcoma (any type) — *see* Neoplasm, connective tissue, malignant
Rhabdosarcoma — *see* Rhabdomyosarcoma
Rhesus (factor) incompatibility — *see* Rh, incompatibility
Rheumatic (acute) (subacute)

- adherent pericardium I09.2
- chronic I09.89
- coronary arteritis I01.8
- degeneration, myocardium I09.0
- fever (acute) — *see* Fever, rheumatic
- heart — *see* Disease, heart, rheumatic
- myocardial degeneration — *see* Degeneration, myocardium
- myocarditis (chronic) (inactive) (with chorea) I09.0
  - active or acute I01.2
  - with chorea (acute) (rheumatic) (Sydenham's) I02.0
- pancarditis, acute I01.8
  - with chorea (acute (rheumatic) Sydenham's) I02.0
- pericarditis (active) (acute) (with effusion) (with pneumonia) I01.0
  - with chorea (acute) (rheumatic) (Sydenham's) I02.0
  - chronic or inactive I09.2
- pneumonia I00 *[J17]*
- torticollis M43.6
- typhoid fever A01.09

Rheumatism (articular) (neuralgic) (nonarticular) M79.0
- gout — *see* Arthritis, rheumatoid
- intercostal, meaning Tietze's disease M94.0
- palindromic (any site) M12.30

- ankle M12.37 ☑
- elbow M12.32 ☑
- foot joint M12.37 ☑
- hand joint M12.34 ☑
- hip M12.35 ☑
- knee M12.36 ☑
- multiple site M12.39
- shoulder M12.31 ☑
- specified joint NEC M12.38
- vertebrae M12.38
- wrist M12.33 ☑

- sciatic M54.4 ☑

Rheumatoid (*see also* condition)

- arthritis (*see also* Arthritis, rheumatoid)
  - with involvement of organs NEC M05.60
    - ankle M05.67 ☑
    - elbow M05.62 ☑
    - foot joint M05.67 ☑
    - hand joint M05.64 ☑
    - hip M05.65 ☑
    - knee M05.66 ☑
    - multiple site M05.69
    - shoulder M05.61 ☑
    - vertebra — *see* Spondylitis, ankylosing
    - wrist M05.63 ☑
  - seronegative — *see* Arthritis, rheumatoid, seronegative
  - seropositive — *see* Arthritis, rheumatoid, seropositive
- carditis M05.30

- ankle M05.37 ☑
- elbow M05.32 ☑
- foot joint M05.37 ☑
- hand joint M05.34 ☑
- hip M05.35 ☑
- knee M05.36 ☑
- multiple site M05.39
- shoulder M05.31 ☑
- vertebra — *see* Spondylitis, ankylosing
- wrist M05.33 ☑

endocarditis — *see* Rheumatoid, carditis
lung (disease) M05.10

- ankle M05.17 ☑
- elbow M05.12 ☑
- foot joint M05.17 ☑
- hand joint M05.14 ☑
- hip M05.15 ☑
- knee M05.16 ☑
- multiple site M05.19
- shoulder M05.11 ☑
- vertebra — *see* Spondylitis, ankylosing
- wrist M05.13 ☑

myocarditis — *see* Rheumatoid, carditis
myopathy M05.40

- ankle M05.47 ☑
- elbow M05.42 ☑
- foot joint M05.47 ☑
- hand joint M05.44 ☑
- hip M05.45 ☑
- knee M05.46 ☑
- multiple site M05.49
- shoulder M05.41 ☑
- vertebra — *see* Spondylitis, ankylosing
- wrist M05.43 ☑

pericarditis — *see* Rheumatoid, carditis

polyarthritis — *see* Arthritis, rheumatoid

polyneuropathy M05.50

- ankle M05.57 ☑
- elbow M05.52 ☑
- foot joint M05.57 ☑
- hand joint M05.54 ☑
- hip M05.55 ☑
- knee M05.56 ☑
- multiple site M05.59
- shoulder M05.51 ☑
- vertebra — *see* Spondylitis, ankylosing
- wrist M05.53 ☑

vasculitis M05.20

- ankle M05.27 ☑
- elbow M05.22 ☑
- foot joint M05.27 ☑
- hand joint M05.24 ☑
- hip M05.25 ☑
- knee M05.26 ☑
- multiple site M05.29
- shoulder M05.21 ☑
- vertebra — *see* Spondylitis, ankylosing
- wrist M05.23 ☑

Rhinitis (atrophic) (catarrhal) (chronic) (croupous) (fibrinous) (granulomatous) (hyperplastic) (hypertrophic) (membranous) (obstructive) (purulent) (suppurative) (ulcerative) J31.0

- with
  - sore throat — *see* Nasopharyngitis
- acute J00
- allergic J30.9
  - with asthma J45.909
    - with
      - exacerbation (acute) J45.901
      - status asthmaticus J45.902
  - due to
    - food J30.5
    - pollen J30.1
  - nonseasonal J30.89
  - perennial J30.89
  - seasonal NEC J30.2
  - specified NEC J30.89
- infective J00
- pneumococcal J00
- syphilitic A52.73
  - congenital A50.05 *[J99]*
- tuberculous A15.8
- vasomotor J30.0

- **Rhinoantritis** (chronic) — *see* Sinusitis, maxillary
- **Rhinodacryolith** — *see* Dacryolith
- **Rhinolith** (nasal sinus) J34.89
- **Rhinomegaly** J34.89
- **Rhinopharyngitis** (acute) (subacute) (*see also* Nasopharyngitis)
  - chronic J31.1
  - destructive ulcerating A66.5
  - mutilans A66.5
- **Rhinophyma** L71.1
- **Rhinorrhea** J34.89
  - cerebrospinal (fluid) G96.01
    - postoperative G96.08
    - specified NEC G96.08
    - spontaneous G96.01
    - traumatic G96.08
  - paroxysmal — *see* Rhinitis, allergic
  - spasmodic — *see* Rhinitis, allergic
- **Rhinosalpingitis** — *see* Salpingitis, eustachian
- **Rhinoscleroma** A48.8
- **Rhinosinusitis** — *see* Sinusitis
- **Rhinosporidiosis** B48.1
- **Rhinovirus** infection NEC B34.8
- **Rhizomelic** chondrodysplasia punctata E71.540
- **Rhythm**
  - atrioventricular nodal I49.8
  - disorder I49.9
    - coronary sinus I49.8
    - ectopic I49.8
    - nodal I49.8

escape I49.9
heart, abnormal I49.9
idioventricular I44.2
nodal I49.8
sleep, inversion G47.2 ☑
nonorganic origin — *see* Disorder, sleep, circadian rhythm, psychogenic
Rhytidosis facialis L98.8
Rib (*see also* condition)
cervical Q76.5
Riboflavin deficiency E53.0
Rice bodies (*see also* Loose, body, joint)
knee M23.4 ☑
Richter syndrome — *see* Leukemia, chronic lymphocytic, B-cell type
Richter's hernia — *see* Hernia, abdomen, with obstruction
Ricinism — *see* Poisoning, food, noxious, plant
Rickets (active) (acute) (adolescent) (chest wall) (congenital) (current) (infantile) (intestinal) E55.0
adult — *see* Osteomalacia
celiac K90.0
hypophosphatemic with nephrotic-glycosuric dwarfism E72.09
inactive E64.3
kidney N25.0
renal N25.0
sequelae, any E64.3
vitamin-D-resistant E83.31 *[M90.80]*
Rickettsia 364D/R. philipii (Pacific Coast tick fever) A77.8
Rickettsial disease A79.9
specified type NEC A79.89
Rickettsialpox (Rickettsia akari) A79.1
Rickettsiosis A79.9
due to

- Ehrlichia sennetsu A79.81
- Neorickettsia sennetsu A79.81
- Rickettsia akari (rickettsialpox) A79.1
- specified type NEC A79.89
- tick-borne A77.9
- vesicular A79.1

Rider's bone — *see* Ossification, muscle, specified NEC

Ridge, alveolus (*see also* condition)
- flabby K06.8

Ridged ear, congenital Q17.3

Riedel's
- lobe, liver Q44.79
- struma, thyroiditis or disease E06.5

Rieger anomaly or syndrome Q13.81

Riehl's melanosis L81.4

Rietti-Greppi-Micheli anemia D56.9

Rieux's hernia — *see* Hernia, abdomen, specified site NEC

Riga (-Fede) disease K14.0

Riggs' disease — *see* Periodontitis

Right aortic arch Q25.47

Right middle lobe syndrome J98.11

Rigid, rigidity (*see also* condition)
- abdominal R19.30
  - with severe abdominal pain R10.0
  - epigastric R19.36
  - generalized R19.37
  - left lower quadrant R19.34
  - left upper quadrant R19.32
  - periumbilic R19.35
  - right lower quadrant R19.33
  - right upper quadrant R19.31

- articular, multiple, congenital Q68.8
- cervix (uteri) in pregnancy — *see* Pregnancy, complicated by, abnormal, cervix
- hymen (acquired) (congenital) N89.6
- nuchal R29.1
- pelvic floor in pregnancy — *see* Pregnancy, complicated by, abnormal, pelvic organs or tissues NEC
- perineum or vulva in pregnancy — *see* Pregnancy, complicated by, abnormal, vulva
- spine — *see* Dorsopathy, specified NEC
- vagina in pregnancy — *see* Pregnancy, complicated by, abnormal, vagina

Rigors R68.89
- with fever R50.9

Riley-Day syndrome G90.1
RIND (reversible ischemic neurologic deficit) I63.9
Ring(s)
- aorta (vascular) Q25.45
- Bandl's O62.4
- contraction, complicating delivery O62.4
- esophageal, lower (muscular) K22.2
- Fleischer's (cornea) H18.04 ☑
- hymenal, tight (acquired) (congenital) N89.6
- Kayser-Fleischer (cornea) H18.04 ☑
- retraction, uterus, pathological O62.4
- Schatzki's (esophagus) (lower) K22.2
  - congenital Q39.3
- Soemmerring's — *see* Cataract, secondary
- vascular (congenital) Q25.8
  - aorta Q25.45

Ringed hair (congenital) Q84.1
Ringworm B35.9

- beard B35.0
- black dot B35.0
- body B35.4
- Burmese B35.5
- corporeal B35.4
- foot B35.3
- groin B35.6
- hand B35.2
- honeycomb B35.0
- nails B35.1
- perianal (area) B35.6
- scalp B35.0
- specified NEC B35.8
- Tokelau B35.5

Rise, venous pressure I87.8

Rising, PSA following treatment for malignant neoplasm of prostate R97.21

Risk
- for
  - dental caries Z91.849
    - high Z91.843
    - low Z91.841
    - moderate Z91.842
  - homelessness, imminent Z59.811
  - suffocation (smothering) under another while sleeping Z72.823
- suicidal
  - meaning personal history of attempted suicide Z91.51
  - meaning suicidal ideation — *see* Ideation, suicidal

- **Ritter's** disease L00
- **Rivalry,** sibling Z62.891
- **Rivalta's** disease A42.2
- **River** blindness B73.01
- **Robert's** pelvis Q74.2
  - with disproportion (fetopelvic) O33.0
    - causing obstructed labor O65.0
- **Robin** (-Pierre) syndrome Q87.0
- **Robinow-Silverman-Smith** syndrome Q87.19
- **Robinson's** (hidrotic) ectodermal dysplasia or syndrome Q82.4
- **Robles'** disease B73.01
- **Rocky** Mountain (spotted) fever A77.0
- **Roetheln** — *see* Rubella
- **Roger's** disease Q21.0
- **Rokitansky-Aschoff** sinuses (gallbladder) K82.8
- **Rolando's** fracture (displaced) S62.22 ☑
  - nondisplaced S62.22 ☑
- **Romano-Ward** (prolonged QT interval) syndrome I45.81
- **Romberg's** disease or syndrome G51.8
- **Roof,** mouth — *see* condition
- **Rosacea** L71.9
  - acne L71.9
  - keratitis L71.8
  - specified NEC L71.8
- **Rosary,** rachitic E55.0
- **Rose**
  - cold J30.1
  - fever J30.1
  - rash R21
    - epidemic B06.9

- **Rosenbach's** erysipeloid A26.0
- **Rosenthal's** disease or syndrome D68.1
- **Roseola** B09
  - infantum B08.20
    - due to human herpesvirus 6 B08.21
    - due to human herpesvirus 7 B08.22
- **Rossbach's** disease K31.89
  - psychogenic F45.8
- **Ross** River disease or fever B33.1
- **Rostan's** asthma (cardiac) — *see* Failure, ventricular, left
- **Rotation**
  - anomalous, incomplete or insufficient, intestine Q43.3
  - cecum (congenital) Q43.3
  - colon (congenital) Q43.3
  - spine, incomplete or insufficient — *see* Dorsopathy, deforming, specified NEC
  - tooth, teeth, fully erupted M26.35
  - vertebra, incomplete or insufficient — *see* Dorsopathy, deforming, specified NEC
- **Rotes** Quérol disease or syndrome — *see* Hyperostosis, ankylosing
- **Roth** (-Bernhardt) disease or syndrome — *see* Meralgia paraesthetica
- **Rothmund** (-Thomson) syndrome Q82.8
- **Rotor's** disease or syndrome E80.6
- **Round**
  - back (with wedging of vertebrae) — *see* Kyphosis
    - sequelae (late effect) of rickets E64.3
  - worms (large) (infestation) NEC B82.0
    - Ascariasis (*see also* Ascariasis) B77.9
- **Roussy-Lévy** syndrome G60.0
- **Rubella** (German measles) B06.9
  - complication NEC B06.09
    - neurological B06.00

- congenital P35.0
- contact Z20.4
- exposure to Z20.4
- maternal
  - manifest rubella in infant P35.0
  - care for (suspected) damage to fetus O35.3 ☑
  - suspected damage to fetus affecting management of pregnancy O35.3 ☑
- specified complications NEC B06.89

Rubeola (meaning measles) — *see* Measles
- meaning rubella — *see* Rubella

Rubeosis, iris — *see* Disorder, iris, vascular

Rubinstein-Taybi syndrome Q87.2

Rudimentary (congenital) (*see also* Agenesis)
- arm — *see* Defect, reduction, upper limb
- bone Q79.9
- cervix uteri Q51.828
- eye Q11.2
- lobule of ear Q17.3
- patella Q74.1
- respiratory organs in thoracopagus Q89.4
- tracheal bronchus Q32.4
- uterus Q51.818
  - in male Q56.1
- vagina Q52.0

Ruled out condition — *see* Observation, suspected

Rumination R11.10

- with nausea R11.2
- disorder of infancy or childhood (in remission) F98.21
- in adults (in remission) F50.84
- neurotic F42.8
- newborn P92.1
- obsessional F42.8
- psychogenic F42.8

Runaway [from current living environment] Z62.892

Runeberg's disease D51.0

Running out of money Z59.868

Runny nose R09.89

Rupia (syphilitic) A51.39
- congenital A50.06
- tertiary A52.79

Rupture, ruptured
- abscess (spontaneous) - code by site under Abscess
- aneurysm — *see* Aneurysm
- anus (sphincter) — *see* Laceration, anus
- aorta, aortic I71.8
  - abdominal I71.30
    - infrarenal I71.33
    - juxtarenal I71.32
    - pararenal I71.31
  - arch I71.12
  - ascending I71.11
  - descending I71.8
    - abdominal I71.30
    - thoracic I71.13
  - syphilitic A52.01
  - thoracoabdominal I71.50

- paravisceral I71.52
- supraceliac I71.51
- thorax, thoracic I71.10
- transverse I71.12
- traumatic — *see* Injury, aorta, laceration, major
- valve or cusp (*see also* Endocarditis, aortic) I35.8

appendix (with peritonitis) (*see also* Appendicitis) K35.32
- with localized peritonitis (*see also* Appendicitis) K35.32

arteriovenous fistula, brain — *see* Fistula, arteriovenous, brain, ruptured
artery I77.2
- brain — *see* Hemorrhage, intracranial, intracerebral
- coronary — *see* Infarct, myocardium
- heart — *see* Infarct, myocardium
- pulmonary I28.8
- traumatic (complication) — *see* Injury, blood vessel

bile duct (common) (hepatic) K83.2
- cystic K82.2

bladder (sphincter) (nontraumatic) (spontaneous) N32.89
- following ectopic or molar pregnancy O08.6
- obstetrical trauma O71.5
- traumatic S37.29 ☑

blood vessel (*see also* Hemorrhage)
- brain — *see* Hemorrhage, intracranial, intracerebral
- heart — *see* Infarct, myocardium
- traumatic (complication) — *see* Injury, blood vessel, laceration, major, by site

bone — *see* Fracture
bowel (nontraumatic) K63.1
brain
- aneurysm (congenital) (*see also* Hemorrhage, intracranial, subarachnoid)
  - syphilitic A52.05
- hemorrhagic — *see* Hemorrhage, intracranial, intracerebral

- capillaries I78.8
- cardiac (auricle) (ventricle) (wall) I23.3
  - with hemopericardium I23.0
  - infectional I40.9
  - traumatic — *see* Injury, heart
- cartilage (articular) (current) (*see also* Sprain)
  - knee S83.3 ☑
  - semilunar — *see* Tear, meniscus
- cecum (with peritonitis) K65.0
  - with peritoneal abscess K35.33
  - traumatic S36.598 ☑
- celiac artery, traumatic — *see* Injury, blood vessel, celiac artery, laceration, major
- cerebral aneurysm (congenital) (see Hemorrhage, intracranial, subarachnoid)
- cervix (uteri)
  - with ectopic or molar pregnancy O08.6
  - following ectopic or molar pregnancy O08.6
  - obstetrical trauma O71.3
  - traumatic S37.69 ☑
- chordae tendineae NEC I51.1
  - concurrent with acute myocardial infarction — *see* Infarct, myocardium
  - following acute myocardial infarction (current complication) I23.4
- choroid (direct) (indirect) (traumatic) H31.32 ☑
- circle of Willis I60.6
- colon (nontraumatic) K63.1
  - traumatic — *see* Injury, intestine, large
- cornea (traumatic) — *see* Injury, eye, laceration
- coronary (artery) (thrombotic) — *see* Infarct, myocardium
- corpus luteum (infected) (ovary) N83.1 ☑
- cyst — *see* Cyst
- cystic duct K82.2
- Descemet's membrane — *see* Change, corneal membrane, Descemet's, rupture
  - traumatic — *see* Injury, eye, laceration

- diaphragm, traumatic — *see* Injury, intrathoracic, diaphragm
- disc — *see* Rupture, intervertebral disc
- diverticulum (intestine) K57.80
  - with bleeding K57.81
  - bladder N32.3
  - large intestine K57.20
    - with
      - bleeding K57.21
      - small intestine K57.40
        - with bleeding K57.41
  - small intestine K57.00
    - with
      - bleeding K57.01
      - large intestine K57.40
        - with bleeding K57.41
- duodenal stump K31.89
- ear drum (nontraumatic) (*see also* Perforation, tympanum)
  - traumatic S09.2 ☑
    - due to blast injury — *see* Injury, blast, ear
- esophagus K22.3
- eye (without prolapse or loss of intraocular tissue) — *see* Injury, eye, laceration
- fallopian tube NEC (nonobstetric) (nontraumatic) N83.8
  - due to pregnancy O00.10 ☑
    - with intrauterine pregnancy O00.11 ☑
- fontanel P13.1
- gallbladder K82.2
  - traumatic S36.128 ☑
- gastric (*see also* Rupture, stomach)
  - vessel K92.2
- globe (eye) (traumatic) — *see* Injury, eye, laceration
  - nontraumatic (*see also* Disorder, globe) H44.89

- graafian follicle (hematoma) N83.0 ☑
- heart — *see* Rupture, cardiac
- hymen (nontraumatic) (nonintentional) N89.8
- internal organ, traumatic — *see* Injury, by site
- intervertebral disc — *see* Displacement, intervertebral disc
  - traumatic — *see* Rupture, traumatic, intervertebral disc
- intestine NEC (nontraumatic) K63.1
  - traumatic — *see* Injury, intestine
- iris (*see also* Abnormality, pupillary)
  - traumatic — *see* Injury, eye, laceration
- joint capsule, traumatic — *see* Sprain
- kidney (traumatic) S37.06 ☑
  - birth injury P15.8
  - nontraumatic N28.89
- lacrimal duct (traumatic) — *see* Injury, eye, specified site NEC
- lens (cataract) (traumatic) — *see* Cataract, traumatic
- ligament, traumatic — *see* Rupture, traumatic, ligament, by site
- liver S36.116 ☑
  - birth injury P15.0
- lymphatic vessel I89.8
- marginal sinus (placental) (with hemorrhage) — *see* Hemorrhage, antepartum, specified cause NEC
- membrana tympani (nontraumatic) — *see* Perforation, tympanum
- membranes (spontaneous)
  - artificial
    - delayed delivery following O75.5
  - delayed delivery following — *see* Pregnancy, complicated by, premature rupture of membranes
- meningeal artery I60.8
- meniscus (knee) (*see also* Tear, meniscus)
  - old — *see* Derangement, meniscus
  - site other than knee - code as Sprain
- mesenteric artery, traumatic — *see* Injury, mesenteric, artery, laceration, major
- mesentery (nontraumatic) K66.8

- traumatic — *see* Injury, intra-abdominal, specified, site NEC
- mitral (valve) I34.89
- muscle (traumatic) (*see also* Strain)
  - diastasis — *see* Diastasis, muscle
  - nontraumatic M62.10
    - ankle M62.17 ☑
    - foot M62.17 ☑
    - forearm M62.13 ☑
    - hand M62.14 ☑
    - lower leg M62.16 ☑
    - pelvic region M62.15 ☑
    - shoulder region M62.11 ☑
    - specified site NEC M62.18
    - thigh M62.15 ☑
    - upper arm M62.12 ☑
  - traumatic — *see* Strain, by site
- musculotendinous junction NEC, nontraumatic — *see* Rupture, tendon, spontaneous
- mycotic aneurysm causing cerebral hemorrhage — *see* Hemorrhage, intracranial, subarachnoid
- myocardium, myocardial — *see* Rupture, cardiac
  - traumatic — *see* Injury, heart
- nontraumatic, meaning hernia — *see* Hernia
- obstructed — *see* Hernia, by site, obstructed
- operation wound — *see* Disruption, wound, operation
- ovary, ovarian N83.8
  - corpus luteum cyst N83.1 ☑
  - follicle (graafian) N83.0 ☑
- oviduct (nonobstetric) (nontraumatic) N83.8
  - due to pregnancy O00.10 ☑
    - with intrauterine pregnancy O00.11 ☑
- pancreas (nontraumatic) K86.89
  - traumatic S36.299 ☑
- papillary muscle NEC I51.2

- following acute myocardial infarction (current complication) I23.5
- pelvic
  - floor, complicating delivery O70.1
  - organ NEC, obstetrical trauma O71.5
- perineum (nonobstetric) (nontraumatic) N90.89
  - complicating delivery — *see* Delivery, complicated, by, laceration, anus (sphincter)
- postoperative wound — *see* Disruption, wound, operation
- prostate (traumatic) S37.828 ☑
- pulmonary
  - artery I28.8
  - valve (heart) I37.8
  - vein I28.8
  - vessel I28.8
- pus tube — *see* Salpingitis
- pyosalpinx — *see* Salpingitis
- rectum (nontraumatic) K63.1
  - traumatic S36.69 ☑
- retina, retinal (traumatic) (without detachment) (*see also* Break, retina)
  - with detachment — *see* Detachment, retina, with retinal, break
- rotator cuff (nontraumatic) M75.10 ☑
  - complete M75.12 ☑
  - incomplete M75.11 ☑
- sclera — *see* Injury, eye, laceration
- sigmoid (nontraumatic) K63.1
  - traumatic S36.593 ☑
- spinal cord (*see also* Injury, spinal cord, by region)
  - due to injury at birth P11.5
  - newborn (birth injury) P11.5
- spleen (traumatic) S36.09 ☑

- birth injury P15.1
- congenital (birth injury) P15.1
- due to P. vivax malaria B51.0
- nontraumatic D73.5
- spontaneous D73.5

splenic vein R58
- traumatic — *see* Injury, blood vessel, splenic vein

stomach (nontraumatic) (spontaneous) K31.89
- traumatic S36.39 ☑

supraspinatus (complete) (incomplete) (nontraumatic) — *see* Tear, rotator cuff

symphysis pubis
- obstetric O71.6
- traumatic S33.4 ☑

synovium (cyst) M66.10
- ankle M66.17 ☑
- elbow M66.12 ☑
- finger M66.14 ☑
- foot M66.17 ☑
- forearm M66.13 ☑
- hand M66.14 ☑
- pelvic region M66.15 ☑
- shoulder region M66.11 ☑
- specified site NEC M66.18
- thigh M66.15 ☑
- toe M66.17 ☑
- upper arm M66.12 ☑
- wrist M66.13 ☑

tendon (traumatic) — *see* Strain
- nontraumatic (spontaneous) M66.9
  - ankle M66.87 ☑
  - extensor M66.20

- ankle M66.27 ☑
- foot M66.27 ☑
- forearm M66.23 ☑
- hand M66.24 ☑
- lower leg M66.26 ☑
- multiple sites M66.29
- pelvic region M66.25 ☑
- shoulder region M66.21 ☑
- specified site NEC M66.28
- thigh M66.25 ☑
- upper arm M66.22 ☑

flexor M66.30

- ankle M66.37 ☑
- foot M66.37 ☑
- forearm M66.33 ☑
- hand M66.34 ☑
- lower leg M66.36 ☑
- multiple sites M66.39
- pelvic region M66.35 ☑
- shoulder region M66.31 ☑
- specified site NEC M66.38
- thigh M66.35 ☑
- upper arm M66.32 ☑

foot M66.87 ☑

forearm M66.83 ☑

hand M66.84 ☑

lower leg M66.86 ☑

multiple sites M66.89

pelvic region M66.85 ☑

shoulder region M66.81 ☑

specified

- site NEC M66.88
- tendon M66.80
- thigh M66.85 ☑
- upper arm M66.82 ☑

thoracic duct I89.8
tonsil J35.8
traumatic
- aorta — *see* Injury, aorta, laceration, major
- diaphragm — *see* Injury, intrathoracic, diaphragm
- external site — *see* Wound, open, by site
- eye — *see* Injury, eye, laceration
- internal organ — *see* Injury, by site
- intervertebral disc
  - cervical S13.0 ☑
  - lumbar S33.0 ☑
  - thoracic S23.0 ☑
- kidney S37.06 ☑
- ligament (*see also* Sprain)
  - ankle — *see* Sprain, ankle
  - carpus — *see* Rupture, traumatic, ligament, wrist
  - collateral (hand) — *see* Rupture, traumatic, ligament, finger, collateral
  - finger (metacarpophalangeal) (interphalangeal) S63.40 ☑
    - collateral S63.41 ☑
      - index S63.41 ☑
      - little S63.41 ☑
      - middle S63.41 ☑
      - ring S63.41 ☑
    - index S63.40 ☑
    - little S63.40 ☑
    - middle S63.40 ☑
    - palmar S63.42 ☑

- index S63.42
- little S63.42
- middle S63.42
- ring S63.42
- ring S63.40
- specified site NEC S63.499
  - index S63.49
  - little S63.49
  - middle S63.49
  - ring S63.49
- volar plate S63.43
  - index S63.43
  - little S63.43
  - middle S63.43
  - ring S63.43

foot — *see* Sprain, foot

radial collateral S53.2

radiocarpal — *see* Rupture, traumatic, ligament, wrist, radiocarpal

ulnar collateral S53.3

ulnocarpal — *see* Rupture, traumatic, ligament, wrist, ulnocarpal

wrist S63.30
- collateral S63.31
- radiocarpal S63.32
- specified site NEC S63.39
- ulnocarpal (palmar) S63.33

- liver S36.116 ☑
- membrana tympani — *see* Rupture, ear drum, traumatic
- muscle or tendon — *see* Strain
- myocardium — *see* Injury, heart
- pancreas S36.299 ☑
- rectum S36.69 ☑
- sigmoid S36.593 ☑
- spleen S36.09 ☑
- stomach S36.39 ☑
- symphysis pubis S33.4 ☑
- tympanum, tympanic (membrane) — *see* Rupture, ear drum, traumatic
- ureter S37.19 ☑
- uterus S37.69 ☑
- vagina — *see* Injury, vagina
- vena cava — *see* Injury, vena cava, laceration, major

tricuspid (heart) (valve) I07.8

tube, tubal (nonobstetric) (nontraumatic) N83.8

- abscess — *see* Salpingitis
- due to pregnancy O00.10 ☑
  - with intrauterine pregnancy O00.11 ☑

tympanum, tympanic (membrane) (nontraumatic) (*see also* Perforation, tympanic membrane) H72.9 ☑

- traumatic — *see* Rupture, ear drum, traumatic

umbilical cord, complicating delivery O69.89 ☑

ureter (traumatic) S37.19 ☑

- nontraumatic N28.89

urethra (nontraumatic) N36.8

- with ectopic or molar pregnancy O08.6
- following ectopic or molar pregnancy O08.6
- obstetrical trauma O71.5
- traumatic S37.39 ☑

- uterosacral ligament (nonobstetric) (nontraumatic) N83.8
- uterus (traumatic) S37.69 ☑
  - before labor O71.0 ☑
  - during or after labor O71.1
  - nonpuerperal, nontraumatic N85.8
  - pregnant (during labor) O71.1
    - before labor O71.0 ☑
- vagina — *see* Injury, vagina
- valve, valvular (heart) — *see* Endocarditis
- varicose vein — *see* Varix
- varix — *see* Varix
- vena cava R58
  - traumatic — *see* Injury, vena cava, laceration, major
- vesical (urinary) N32.89
- vessel (blood) R58
  - pulmonary I28.8
  - traumatic — *see* Injury, blood vessel
- viscus R19.8
- vulva complicating delivery O70.0

Russell-Silver syndrome Q87.19

Russian spring-summer type encephalitis A84.0

Rust's disease (tuberculous cervical spondylitis) A18.01

Ruvalcaba-Myhre-Smith syndrome E71.440

Rytand-Lipsitch syndrome I44.2

S

- **Saber,** sabre shin or tibia (syphilitic) A50.56 *[M90.86 ☑]*
- **Sac** lacrimal — *see* condition
- **Saccharomyces** infection B37.9
- **Saccharopinuria** E72.3
- **Saccular** — *see* condition
- **Sacculation**
  - aorta (nonsyphilitic) — *see* Aneurysm, aorta
  - bladder N32.3
  - intralaryngeal (congenital) (ventricular) Q31.3
  - larynx (congenital) (ventricular) Q31.3
  - organ or site, congenital — *see* Distortion
  - pregnant uterus — *see* Pregnancy, complicated by, abnormal, uterus
  - ureter N28.89
  - urethra N36.1
  - vesical N32.3
- **Sachs'** amaurotic familial idiocy or disease E75.02
- **Sachs-Tay** disease E75.02
- **Sacks-Libman** disease M32.11
- **Sacralgia** M53.3
- **Sacralization** Q76.49
- **Sacrodynia** M53.3
- **Sacroiliac** joint — *see* condition
- **Sacroiliitis** NEC M46.1
- **Sacrum** — *see* condition
- **Saddle**
  - back — *see* Lordosis
  - embolus
    - abdominal aorta I74.01
    - pulmonary artery I26.92
      - with acute cor pulmonale I26.02
  - injury - code to condition
  - nose M95.0

- due to syphilis A50.57

Sadism (sexual) F65.52
Sadness, postpartal O90.6
Sadomasochism F65.50
Saemisch's ulcer (cornea) — *see* Ulcer, cornea, central
Sagging
- skin and subcutaneous tissue (following bariatric surgery weight loss) (following dietary weight loss) L98.7

Sahib disease B55.0
Sailors' skin L57.8
Saint
- Anthony's fire — *see* Erysipelas
- triad — *see* Hernia, diaphragm
- Vitus' dance — *see* Chorea, Sydenham's

Salaam
- attack(s) — *see* Epilepsy, spasms
- tic R25.8

Salicylism
- abuse F55.8
- overdose or wrong substance given — *see* Table of Drugs and Chemicals, by drug, poisoning

Salivary duct or gland — *see* condition
Salivation, excessive K11.7
Salmonella — *see* Infection, Salmonella
Salmonellosis A02.0
Salpingitis (catarrhal) (fallopian tube) (nodular) (pseudofollicular) (purulent) (septic) N70.91
- with oophoritis N70.93
- acute N70.01
  - with oophoritis N70.03
- chlamydial A56.11
- chronic N70.11
  - with oophoritis N70.13

- complicating abortion — *see* Abortion, by type, complicated by, salpingitis
- ear — *see* Salpingitis, eustachian
- eustachian (tube) H68.00 ☑
  - acute H68.01 ☑
  - chronic H68.02 ☑
- follicularis N70.11
  - with oophoritis N70.13
- gonococcal (acute) (chronic) A54.24
- interstitial, chronic N70.11
  - with oophoritis N70.13
- isthmica nodosa N70.11
  - with oophoritis N70.13
- specific (gonococcal) (acute) (chronic) A54.24
- tuberculous (acute) (chronic) A18.17
- venereal (gonococcal) (acute) (chronic) A54.24

Salpingocele N83.4 ☑

Salpingo-oophoritis (catarrhal) (purulent) (ruptured) (septic) (suppurative) N70.93

- acute N70.03
  - with ectopic or molar pregnancy O08.0
  - following ectopic or molar pregnancy O08.0
  - gonococcal A54.24
- chronic N70.13
- following ectopic or molar pregnancy O08.0
- gonococcal (acute) (chronic) A54.24
- puerperal O86.19
- specific (gonococcal) (acute) (chronic) A54.24
- subacute N70.03
- tuberculous (acute) (chronic) A18.17
- venereal (gonococcal) (acute) (chronic) A54.24

Salpingo-ovaritis — *see* Salpingo-oophoritis
Salpingoperitonitis — *see* Salpingo-oophoritis
Salzmann's nodular dystrophy — *see* Degeneration, cornea, nodular
Sampson's cyst or tumor N80.10 ☑
San Joaquin (Valley) fever B38.0
Sandblaster's asthma, lung or pneumoconiosis J62.8
Sander's disease (paranoia) F22
Sandfly fever A93.1
Sandhoff's disease E75.01
Sanfilippo (Type B) (Type C) (Type D) syndrome E76.22
Sanger-Brown ataxia G11.2
Sao Paulo fever or typhus A77.0
Saponification, mesenteric K65.8
Sarcocele (benign)
- syphilitic A52.76
  - congenital A50.59

Sarcocystosis A07.8
Sarcoepiplocele — *see* Hernia
Sarcoepiplomphalocele Q79.2
Sarcoglycanopathy G71.0340
- alpha G71.0341
- beta G71.0342
- delta G71.0349
- gamma G71.0349

Sarcoid (*see also* Sarcoidosis)

- arthropathy D86.86
- Boeck's D86.9
- Darier-Roussy D86.3
- iridocyclitis D86.83
- meningitis D86.81
- myocarditis D86.85
- myositis D86.87
- pyelonephritis D86.84
- Spiegler-Fendt L08.89

Sarcoidosis D86.9
- with
  - cranial nerve palsies D86.82
  - hepatic granuloma D86.89
  - polyarthritis D86.86
  - tubulo-interstitial nephropathy D86.84
- combined sites NEC D86.89
- lung D86.0
  - and lymph nodes D86.2
- lymph nodes D86.1
  - and lung D86.2
- meninges D86.81
- skin D86.3
- specified type NEC D86.89

Sarcoma(of) (*see also* Neoplasm, connective tissue, malignant)
- alveolar soft part — *see* Neoplasm, connective tissue, malignant
- ameloblastic C41.1
  - upper jaw (bone) C41.0
- botryoid — *see* Neoplasm, connective tissue, malignant
- botryoides — *see* Neoplasm, connective tissue, malignant
- cerebellar C71.6
  - circumscribed (arachnoidal) C71.6
- circumscribed (arachnoidal) cerebellar C71.6
- clear cell (*see also* Neoplasm, connective tissue, malignant)

- kidney C64. ☑
- dendritic cells (accessory cells) C96.4
- embryonal — *see* Neoplasm, connective tissue, malignant
- endometrial (stromal) C54.1
  - isthmus C54.0
- epithelioid (cell) — *see* Neoplasm, connective tissue, malignant
- Ewing's — *see* Neoplasm, bone, malignant
- follicular dendritic cell C96.4
- germinoblastic (diffuse) — *see* Lymphoma, diffuse large cell
  - follicular — *see* Lymphoma, follicular, specified NEC
- giant cell (except of bone) (*see also* Neoplasm, connective tissue, malignant)
  - bone — *see* Neoplasm, bone, malignant
- glomoid — *see* Neoplasm, connective tissue, malignant
- granulocytic C92.3 ☑
- hemangioendothelial — *see* Neoplasm, connective tissue, malignant
- hemorrhagic, multiple — *see* Sarcoma, Kaposi's
- histiocytic C96.A
- Hodgkin — *see* Lymphoma, Hodgkin
- immunoblastic (diffuse) — *see* Lymphoma, diffuse large cell
- interdigitating dendritic cell C96.4
- Kaposi's
  - colon C46.4
  - connective tissue C46.1
  - gastrointestinal organ C46.4
  - lung C46.5 ☑
  - lymph node(s) C46.3
  - palate (hard) (soft) C46.2
  - rectum C46.4
  - skin C46.0
  - specified site NEC C46.7
  - stomach C46.4
  - unspecified site C46.9

- Kupffer cell C22.3
- Langerhans cell C96.4
- leptomeningeal — *see* Neoplasm, meninges, malignant
- liver NEC C22.4
- lymphangioendothelial — *see* Neoplasm, connective tissue, malignant
- lymphoblastic — *see* Lymphoma, lymphoblastic (diffuse)
- lymphocytic — *see* Lymphoma, small cell B-cell
- mast cell C96.22
- melanotic — *see* Melanoma
- meningeal — *see* Neoplasm, meninges, malignant
- meningothelial — *see* Neoplasm, meninges, malignant
- mesenchymal (*see also* Neoplasm, connective tissue, malignant)
  - mixed — *see* Neoplasm, connective tissue, malignant
- mesothelial — *see* Mesothelioma
- monstrocellular
  - specified site — *see* Neoplasm, malignant, by site
  - unspecified site C71.9
- myeloid C92.3 ☑
- neurogenic — *see* Neoplasm, nerve, malignant
- odontogenic C41.1
  - upper jaw (bone) C41.0
- osteoblastic — *see* Neoplasm, bone, malignant
- osteogenic (*see also* Neoplasm, bone, malignant)
  - juxtacortical — *see* Neoplasm, bone, malignant
  - periosteal — *see* Neoplasm, bone, malignant
- periosteal (*see also* Neoplasm, bone, malignant)
  - osteogenic — *see* Neoplasm, bone, malignant
- pleomorphic cell — *see* Neoplasm, connective tissue, malignant
- reticulum cell (diffuse) — *see* Lymphoma, diffuse large cell
  - nodular — *see* Lymphoma, follicular
  - pleomorphic cell type — *see* Lymphoma, diffuse large cell

- rhabdoid — *see* Neoplasm, malignant, by site
- round cell — *see* Neoplasm, connective tissue, malignant
- small cell — *see* Neoplasm, connective tissue, malignant
- soft tissue — *see* Neoplasm, connective tissue, malignant
- spindle cell — *see* Neoplasm, connective tissue, malignant
- stromal (endometrial) C54.1
  - isthmus C54.0
- synovial (*see also* Neoplasm, connective tissue, malignant)
  - biphasic — *see* Neoplasm, connective tissue, malignant
  - epithelioid cell — *see* Neoplasm, connective tissue, malignant
  - spindle cell — *see* Neoplasm, connective tissue, malignant

Sarcomatosis
- meningeal — *see* Neoplasm, meninges, malignant
- specified site NEC — *see* Neoplasm, connective tissue, malignant
- unspecified site C80.1

Sarcopenia (age-related) M62.84

Sarcosinemia E72.59

Sarcosporidiosis (intestinal) A07.8

SARS-CoV-2 (*see also* COVID-19)
- sequelae (post acute) U09.9

Satiety, early R68.81

Saturnine — *see* condition

Saturnism
- overdose or wrong substance given or taken — *see* Table of Drugs and Chemicals, by drug, poisoning

Satyriasis F52.8
Sauriasis — *see* Ichthyosis
SBE (subacute bacterial endocarditis) I33.0
Scabs R23.4
Scabies (any site) B86
Scaglietti-Dagnini syndrome E22.0
Scald — *see* Burn
Scalenus anticus (anterior) syndrome G54.0
Scales R23.4
Scaling, skin R23.4
Scalp — *see* condition
Scapegoating affecting child Z62.3
Scaphocephaly, non-deformational Q75.01
Scapulalgia M89.8X1
Scapulohumeral myopathy G71.02
Scar, scarring (*see also* Cicatrix) L90.5
- adherent L90.5
- atrophic L90.5
- cervix
  - in pregnancy or childbirth — *see* Pregnancy, complicated by, abnormal cervix
- cheloid L91.0
- chorioretinal H31.00 ☑
  - posterior pole macula H31.01 ☑
  - postsurgical H59.81 ☑
  - solar retinopathy H31.02 ☑
  - specified type NEC H31.09 ☑
- choroid — *see* Scar, chorioretinal
- conjunctiva H11.24 ☑
- cornea H17.9
  - xerophthalmic (*see also* Opacity, cornea)
    - vitamin A deficiency E50.6

- defect (isthmocele) O34.22
- duodenum, obstructive K31.5
- hypertrophic L91.0
- keloid L91.0
- labia N90.89
- lung (base) J98.4
- macula — *see* Scar, chorioretinal, posterior pole
- muscle M62.89
- myocardium, myocardial I25.2
- painful L90.5
- posterior pole (eye) — *see* Scar, chorioretinal, posterior pole
- retina — *see* Scar, chorioretinal
- trachea J39.8
- transmural uterine, in pregnancy O34.29
- uterus N85.8
  - in pregnancy O34.29
- vagina N89.8
  - postoperative N99.2
- vulva N90.89

Scarabiasis B88.2

Scarlatina (anginosa) (maligna) A38.9
- myocarditis (acute) A38.1
  - old — *see* Myocarditis
- otitis media A38.0
- ulcerosa A38.8

Scarlet fever (albuminuria) (angina) A38.9

Schamberg's disease (progressive pigmentary dermatosis) L81.7

Schatzki's ring (acquired) (esophagus) (lower) K22.2
- congenital Q39.3

Schaufenster krankheit I20.89

Schaumann's

- benign lymphogranulomatosis D86.1
- disease or syndrome — *see* Sarcoidosis

Scheie's syndrome E76.03

Schenck's disease B42.1

Scheuermann's disease or osteochondrosis — *see* Osteochondrosis, juvenile, spine

Schilder (-Flatau) disease G37.0

Schilling-type monocytic leukemia C93.0 ☑

Schimmelbusch's disease, cystic mastitis, or hyperplasia — *see* Mastopathy, cystic

Schistosoma infestation — *see* Infestation, Schistosoma

Schistosomiasis B65.9

- with muscle disorder B65.9 *[M63.80]*
  - ankle B65.9 *[M63.87 ☑]*
  - foot B65.9 *[M63.87 ☑]*
  - forearm B65.9 *[M63.83 ☑]*
  - hand B65.9 *[M63.84 ☑]*
  - lower leg B65.9 *[M63.86 ☑]*
  - multiple sites B65.9 *[M63.89]*
  - pelvic region B65.9 *[M63.85 ☑]*
  - shoulder region B65.9 *[M63.81 ☑]*
  - specified site NEC B65.9 *[M63.88]*
  - thigh B65.9 *[M63.85 ☑]*
  - upper arm B65.9 *[M63.82 ☑]*
- Asiatic B65.2
- bladder B65.0
- chestermani B65.8
- colon B65.1
- cutaneous B65.3
- due to
  - S. haematobium B65.0
  - S. japonicum B65.2
  - S. mansoni B65.1
  - S. mattheii B65.8

- Eastern B65.2
- genitourinary tract B65.0
- intestinal B65.1
- lung NEC B65.9 *[J99]*
  - pneumonia B65.9 *[J17]*
- Manson's (intestinal) B65.1
- oriental B65.2
- pulmonary NEC B65.9 *[J99]*
  - pneumonia B65.9
- Schistosoma
  - haematobium B65.0
  - japonicum B65.2
  - mansoni B65.1
- specified type NEC B65.8
- urinary B65.0
- vesical B65.0

Schizencephaly Q04.6

Schizoaffective psychosis F25.9

Schizodontia K00.2

Schizoid personality F60.1

Schizophrenia, schizophrenic F20.9

- acute (brief) (undifferentiated) F23
- atypical (form) F20.3
- borderline F21
- catalepsy F20.2
- catatonic (type) (excited) (withdrawn) F20.2
- cenesthopathic, cenesthesiopathic F20.89
- childhood type F20.9
- chronic undifferentiated F20.9
- cyclic F25.0
- disorganized (type) F20.1
- flexibilitas cerea F20.2
- hebephrenic (type) F20.1
- incipient F21
- latent F21
- negative type F20.5
- paranoid (type) F20.0
- paraphrenic F20.0
- post-psychotic depression F32.89
- prepsychotic F21
- prodromal F21
- pseudoneurotic F21
- pseudopsychopathic F21
- reaction F23
- residual (state) (type) F20.5
- restzustand F20.5
- schizoaffective (type) — *see* Psychosis, schizoaffective
- simple (type) F20.89
- simplex F20.89
- specified type NEC F20.89
- spectrum and other psychotic disorder F29
  - specified NEC F28

- stupor F20.2
- syndrome of childhood F84.5
- undifferentiated (type) F20.3
  - chronic F20.9

Schizothymia (persistent) F60.1
Schlatter-Osgood disease or osteochondrosis M92.52
Schlatter's tibia — *see* Osteochondrosis, juvenile, tibia
Schmidt's syndrome (polyglandular, autoimmune) E31.0
Schmincke's carcinoma or tumor — *see* Neoplasm, nasopharynx, malignant
Schmitz (-Stutzer) dysentery A03.0
Schmorl's disease or nodes

- lumbar region M51.46
- lumbosacral region M51.47
- sacrococcygeal region M53.3
- thoracic region M51.44
- thoracolumbar region M51.45

Schneiderian

- papilloma — *see* Neoplasm, nasopharynx, benign
  - specified site — *see* Neoplasm, benign, by site
  - unspecified site D14.0
- specified site — *see* Neoplasm, malignant, by site
  - unspecified site C30.0

- **Scholte's** syndrome (malignant carcinoid) E34.09
- **Scholz** (-Bielchowsky-Henneberg) disease or syndrome E75.25
- **Schönlein** (-Henoch) disease or purpura (primary) (rheumatic) D69.0
- **Schottmuller's** disease A01.4
- **Schroeder's** syndrome (endocrine hypertensive) E27.0
- **Schüller-Christian** disease or syndrome C96.5
- **Schultze's** type acroparesthesia, simple I73.89
- **Schultz's** disease or syndrome — *see* Agranulocytosis
- **Schwalbe-Ziehen-Oppenheim** disease G24.1
- **Schwannoma** (*see also* Neoplasm, nerve, benign)
  - malignant (*see also* Neoplasm, nerve, malignant)
    - with rhabdomyoblastic differentiation — *see* Neoplasm, nerve, malignant
  - melanocytic — *see* Neoplasm, nerve, benign
  - pigmented — *see* Neoplasm, nerve, benign
- **Schwannomatosis** Q85.03
- **Schwartz** (-Jampel) syndrome G71.13
- **Schwartz-Bartter** syndrome E22.2
- **Schweninger-Buzzi** anetoderma L90.1
- **Sciatic** — *see* condition
- **Sciatica** (infective) M54.3 ☑
  - with lumbago M54.4 ☑
    - due to intervertebral disc disorder — *see* Disorder, disc, with, radiculopathy
  - due to displacement of intervertebral disc (with lumbago) — *see* Disorder, disc, with, radiculopathy
  - wallet M54.3 ☑
- **Scimitar** syndrome Q26.8
- **Sclera** — *see* condition
- **Sclerectasia** H15.84 ☑
- **Scleredema**
  - adultorum — *see* Sclerosis, systemic
  - Buschke's — *see* Sclerosis, systemic
  - newborn P83.0
- **Sclerema** (adiposum) (edematosum) (neonatorum) (newborn) P83.0
  - adultorum — *see* Sclerosis, systemic

Scleriasis — *see* Scleroderma
Scleritis H15.00 ☑
- with corneal involvement H15.04 ☑
- anterior H15.01 ☑
- brawny H15.02 ☑
- in (due to) zoster B02.34
- posterior H15.03 ☑
- specified type NEC H15.09 ☑
- syphilitic A52.71
- tuberculous (nodular) A18.51

Sclerochoroiditis H31.8
Scleroconjunctivitis — *see* Scleritis
Sclerocystic ovary syndrome E28.2
Sclerodactyly, sclerodactylia L94.3
Scleroderma, sclerodermia (acrosclerotic) (diffuse) (generalized) (progressive) (pulmonary) (*see also* Sclerosis, systemic) M34.9
- circumscribed L94.0
- linear L94.1
- localized L94.0
- newborn P83.88
- systemic M34.9

Sclerokeratitis H16.8
- tuberculous A18.52

Scleroma nasi A48.8
Scleromalacia (perforans) H15.05 ☑
Scleromyxedema L98.5
Sclérose en plaques G35.D
Sclerosis, sclerotic
- adrenal (gland) E27.8
- Alzheimer's — *see* Disease, Alzheimer's
- amyotrophic (lateral) G12.21
- aorta, aortic I70.0

valve — *see* Endocarditis, aortic
artery, arterial, arteriolar, arteriovascular — *see* Arteriosclerosis
ascending multiple G35.D
brain (generalized) (lobular) G37.9
artery, arterial I67.2
diffuse G37.0
disseminated G35.D
insular G35.D
Krabbe's E75.23
miliary G35.D
multiple G35.D
presenile (Alzheimer's) — *see* Disease, Alzheimer's, early onset
senile (arteriosclerotic) I67.2
stem, multiple G35.D
tuberous Q85.1
bulbar, multiple G35.D
bundle of His I44.39
cardiac — *see* Disease, heart, ischemic, atherosclerotic
cardiorenal — *see* Hypertension, cardiorenal
cardiovascular (*see also* Disease, cardiovascular)
renal — *see* Hypertension, cardiorenal
cerebellar — *see* Sclerosis, brain
cerebral — *see* Sclerosis, brain
cerebrospinal (disseminated) (multiple) G35.D
cerebrovascular I67.2
choroid — *see* Degeneration, choroid
combined (spinal cord) (*see also* Degeneration, combined)
multiple G35.D
concentric (Balo) G37.5
cornea — *see* Opacity, cornea
coronary (artery) I25.10
with angina pectoris — *see* Arteriosclerosis, coronary (artery),

- corpus cavernosum
  - female N90.89
  - male N48.6
- diffuse (brain) (spinal cord) G37.0
- disseminated G35.D
- dorsal G35.D
- dorsolateral (spinal cord) — *see* Degeneration, combined
- endometrium N85.5
- extrapyramidal G25.9
- eye, nuclear (senile) — *see* Cataract, senile, nuclear
- focal and segmental (glomerular) (*see also* N00-N07 with fourth character .1) N05.1
- Friedreich's (spinal cord) G11.11
- funicular (spermatic cord) N50.89
- general (vascular) — *see* Arteriosclerosis
- gland (lymphatic) I89.8
- hepatic K74.1
  - alcoholic K70.2
- hereditary
  - cerebellar G11.9
  - spinal (Friedreich's ataxia) G11.11
- hippocampal G93.81
- insular G35.D
- kidney — *see* Sclerosis, renal
- larynx J38.7
- lateral (amyotrophic) (descending) (spinal) G12.21
  - primary G12.23
- lens, senile nuclear — *see* Cataract, senile, nuclear
- liver K74.1
  - with fibrosis K74.2
    - alcoholic K70.2

- alcoholic K70.2
- cardiac K76.1

lung — *see* Fibrosis, lung
mastoid — *see* Mastoiditis, chronic
mesial temporal G93.81
mitral I05.8
Mönckeberg's (medial) — *see* Arteriosclerosis, extremities
multiple (brain stem) (cerebral) (disseminated) (generalized) (spinal cord) G35.D

- progressive
  - primary G35.B0
    - with
      - evidence of inflammatory disease activity G35.B1
    - active G35.B1
    - non-active G35.B2
    - without evidence of inflammatory disease activity G35.B2
  - secondary G35.C0
    - with
      - evidence of inflammatory disease activity G35.C1
    - active G35.C1
    - non-active G35.C2
    - without evidence of inflammatory disease activity G35.C2
- relapsing-remitting G35.A

- myocardium, myocardial — *see* Disease, heart, ischemic, atherosclerotic
- nuclear (senile), eye — *see* Cataract, senile, nuclear
- ovary N83.8
- pancreas K86.89
- penis N48.6
- peripheral arteries — *see* Arteriosclerosis, extremities
- plaques G35.D
- pluriglandular E31.8
- polyglandular E31.8
- posterolateral (spinal cord) — *see* Degeneration, combined
- presenile (Alzheimer's) — *see* Disease, Alzheimer's, early onset
- primary, lateral G12.23
- progressive, systemic M34.0
- pulmonary — *see* Fibrosis, lung
  - artery I27.0
  - valve (heart) — *see* Endocarditis, pulmonary
- renal N26.9
  - with
    - cystine storage disease E72.09
    - hypertensive heart disease (conditions in I11 ☑) — *see* Hypertension, cardiorenal
  - arteriolar (hyaline) (hyperplastic) — *see* Hypertension, kidney
- retina (senile) (vascular) H35.00
- senile (vascular) — *see* Arteriosclerosis
- spinal (cord) (progressive) G95.89
  - ascending G61.0
  - combined (*see also* Degeneration, combined)
    - multiple G35.D
    - syphilitic A52.11

- disseminated G35.D
- dorsolateral — *see* Degeneration, combined
- hereditary (Friedreich's) (mixed form) G11.11
- lateral (amyotrophic) G12.21
  - progressive G12.23
- multiple G35.D
- posterior (syphilitic) A52.11

stomach K31.89
subendocardial, congenital I42.4
systemic M34.9
- with
  - lung involvement M34.81
  - myopathy M34.82
  - polyneuropathy M34.83
- drug-induced M34.2
- due to chemicals NEC M34.2
- progressive M34.0
- specified NEC M34.89

temporal (mesial) G93.81
tricuspid (heart) (valve) I07.8
tuberous (brain) Q85.1
tympanic membrane — *see* Disorder, tympanic membrane, specified NEC
valve, valvular (heart) — *see* Endocarditis
vascular — *see* Arteriosclerosis
vein I87.8

Scoliosis (acquired) (postural) M41.9
- adolescent (idiopathic) — *see* Scoliosis, idiopathic, adolescent
- congenital Q67.5
  - due to bony malformation Q76.3
  - failure of segmentation (hemivertebra) Q76.3
  - hemivertebra fusion Q76.3
  - postural Q67.5

- degenerative M41.5 ☑
- idiopathic M41.20
  - adolescent M41.129
    - cervical region M41.122
    - cervicothoracic region M41.123
    - lumbar region M41.126
    - lumbosacral region M41.127
    - thoracic region M41.124
    - thoracolumbar region M41.125
  - cervical region M41.22
  - cervicothoracic region M41.23
  - infantile M41.00
    - cervical region M41.02
    - cervicothoracic region M41.03
    - lumbar region M41.06
    - lumbosacral region M41.07
    - sacrococcygeal region M41.08
    - thoracic region M41.04
    - thoracolumbar region M41.05
  - juvenile M41.119
    - cervical region M41.112
    - cervicothoracic region M41.113
    - lumbar region M41.116
    - lumbosacral region M41.117
    - thoracic region M41.114
    - thoracolumbar region M41.115
  - lumbar region M41.26
  - lumbosacral region M41.27
  - thoracic region M41.24
  - thoracolumbar region M41.25

- infantile — *see* Scoliosis, idiopathic, infantile
- neuromuscular M41.40
  - cervical region M41.42
  - cervicothoracic region M41.43
  - lumbar region M41.46
  - lumbosacral region M41.47
  - occipito-atlanto-axial region M41.41
  - thoracic region M41.44
  - thoracolumbar region M41.45
- paralytic — *see* Scoliosis, neuromuscular
- postprocedural M96.89
- postradiation therapy M96.5
- rachitic (late effect or sequelae) E64.3 *[M49.80]*
  - cervical region E64.3 *[M49.82]*
  - cervicothoracic region E64.3 *[M49.83]*
  - lumbar region E64.3 *[M49.86]*
  - lumbosacral region E64.3 *[M49.87]*
  - multiple sites E64.3 *[M49.89]*
  - occipito-atlanto-axial region E64.3 *[M49.81]*
  - sacrococcygeal region E64.3 *[M49.88]*
  - thoracic region E64.3 *[M49.84]*
  - thoracolumbar region E64.3 *[M49.85]*
- sciatic M54.4 ☑
- secondary (to) NEC M41.50
  - cerebral palsy, Friedreich's ataxia, poliomyelitis, neuromuscular disorders — *see* Scoliosis, neuromuscular
  - cervical region M41.52
  - cervicothoracic region M41.53
  - lumbar region M41.56
  - lumbosacral region M41.57
  - thoracic region M41.54
  - thoracolumbar region M41.55
- specified form NEC M41.80

- cervical region M41.82
- cervicothoracic region M41.83
- lumbar region M41.86
- lumbosacral region M41.87
- thoracic region M41.84
- thoracolumbar region M41.85

- thoracogenic M41.30
  - thoracic region M41.34
  - thoracolumbar region M41.35
- tuberculous A18.01

Scoliotic pelvis
- with disproportion (fetopelvic) O33.0
  - causing obstructed labor O65.0

Scorbutus, scorbutic (*see also* Scurvy)
- anemia D53.2

Score, NIHSS (National Institutes of Health Stroke Scale) R29.7 ☑

Scotoma (arcuate) (Bjerrum) (central) (ring) (*see also* Defect, visual field, localized, scotoma)
- scintillating H53.12 ☑

Scratch — *see* Abrasion

Scratchy throat R09.89

Screening (for) Z13.9
- alcoholism Z13.39
- anemia Z13.0
- anomaly, congenital Z13.89
- antenatal, of mother (*see also* Encounter, antenatal screening) Z36.9
- arterial hypertension Z13.6
- arthropod-borne viral disease NEC Z11.59
- autism Z13.41
- bacteriuria, asymptomatic Z13.89
- behavioral disorder Z13.30
  - specified NEC Z13.39

- brain injury, traumatic Z13.850
- bronchitis, chronic Z13.83
- brucellosis Z11.2
- cardiovascular disorder Z13.6
- cataract Z13.5
- chlamydial diseases Z11.8
- cholera Z11.0
- chromosomal abnormalities (nonprocreative) NEC Z13.79
- colonoscopy Z12.11
- congenital
  - dislocation of hip Z13.89
  - eye disorder Z13.5
  - malformation or deformation Z13.89
- contamination NEC Z13.88
- coronavirus (disease) (novel) 2019 Z11.52
- COVID-19 Z11.52
- cystic fibrosis Z13.228
- dengue fever Z11.59
- dental disorder Z13.84
- depression (adult) (adolescent) (child) Z13.31
  - maternal Z13.32
  - perinatal Z13.32
- developmental
  - delays Z13.40
    - global (milestones) Z13.42
    - specified NEC Z13.49
  - handicap Z13.42
    - in early childhood Z13.42
- diabetes mellitus Z13.1
- diphtheria Z11.2
- disability, intellectual Z13.39
- disease or disorder Z13.9

- bacterial NEC Z11.2
  - intestinal infectious Z11.0
  - respiratory tuberculosis Z11.1
- behavioral Z13.30
  - specified NEC Z13.39
- blood or blood-forming organ Z13.0
- cardiovascular Z13.6
- Chagas' Z11.6
- chlamydial Z11.8
- coronavirus (novel) 2019 Z11.52
- COVID-19 Z11.52
- dental Z13.89
- developmental delays Z13.40
  - global (milestones) Z13.42
  - specified NEC Z13.49
- digestive tract NEC Z13.818
  - lower GI Z13.811
  - upper GI Z13.810
- ear Z13.5
- endocrine Z13.29
- eye Z13.5
- genitourinary Z13.89
- heart Z13.6
- human immunodeficiency virus (HIV) infection Z11.4
- immunity Z13.0
- infection
  - intestinal Z11.0
    - specified NEC Z11.6
- infectious Z11.9
- mental health and behavioral Z13.30
  - specified NEC Z13.39

- metabolic Z13.228
- neurological Z13.89
- nutritional Z13.21
  - metabolic Z13.228
    - lipoid disorders Z13.220
- protozoal Z11.6
  - intestinal Z11.0
- respiratory Z13.83
- rheumatic Z13.828
- rickettsial Z11.8
- sexually-transmitted NEC Z11.3
  - human immunodeficiency virus (HIV) Z11.4
- sickle-cell (trait) Z13.0
- skin Z13.89
- specified NEC Z13.89
- spirochetal Z11.8
- thyroid Z13.29
- vascular Z13.6
- venereal Z11.3
- viral NEC Z11.59
  - coronavirus (novel) 2019 Z11.52
  - COVID-19 Z11.52
  - human immunodeficiency virus (HIV) Z11.4
  - intestinal Z11.0
  - SARS-CoV-2 Z11.52

elevated titer Z13.89

emphysema Z13.83

encephalitis, viral (mosquito- or tick-borne) Z11.59

exposure to contaminants (toxic) Z13.88

fever

- dengue Z11.59
- hemorrhagic Z11.59
- yellow Z11.59

filariasis Z11.6
galactosemia Z13.228
gastrointestinal condition Z13.818
genetic (nonprocreative) - for procreative management — *see* Testing, genetic, for procreative management
- disease carrier status (nonprocreative) Z13.71
- specified NEC (nonprocreative) Z13.79

genitourinary condition Z13.89
glaucoma Z13.5
gonorrhea Z11.3
gout Z13.89
helminthiasis (intestinal) Z11.6
hematopoietic malignancy Z12.89
hemoglobinopathies NEC Z13.0
hemorrhagic fever Z11.59
Hodgkin disease Z12.89
human immunodeficiency virus (HIV) Z11.4
human papillomavirus Z11.51
hypertension Z13.6
immunity disorders Z13.0
infant or child (over 28 days old) Z00.129
- with abnormal findings Z00.121

infection
- mycotic Z11.8
- parasitic Z11.8

ingestion of radioactive substance Z13.88
intellectual disability Z13.39
intestinal

- helminthiasis Z11.6
- infectious disease Z11.0
- leishmaniasis Z11.6
- leprosy Z11.2
- leptospirosis Z11.8
- leukemia Z12.89
- lymphoma Z12.89
- malaria Z11.6
- malnutrition Z13.29
  - metabolic Z13.228
  - nutritional Z13.21
- measles Z11.59
- mental health disorder Z13.30
  - specified NEC Z13.39
- metabolic errors, inborn Z13.228
- multiphasic Z13.89
- musculoskeletal disorder Z13.828
  - osteoporosis Z13.820
- mycoses Z11.8
- myocardial infarction (acute) Z13.6
- neoplasm (malignant) (of) Z12.9
  - bladder Z12.6
  - blood Z12.89
  - breast Z12.39
    - routine mammogram Z12.31
  - cervix Z12.4
  - colon Z12.11
  - genitourinary organs NEC Z12.79

- bladder Z12.6
- cervix Z12.4
- ovary Z12.73
- prostate Z12.5
- testis Z12.71
- vagina Z12.72

- hematopoietic system Z12.89
- intestinal tract Z12.10
  - colon Z12.11
  - rectum Z12.12
  - small intestine Z12.13
- lung Z12.2
- lymph (glands) Z12.89
- nervous system Z12.82
- oral cavity Z12.81
- prostate Z12.5
- rectum Z12.12
- respiratory organs Z12.2
- skin Z12.83
- small intestine Z12.13
- specified site NEC Z12.89
- stomach Z12.0

- nephropathy Z13.89
- nervous system disorders NEC Z13.858
- neurological condition Z13.89
- osteoporosis Z13.820
- parasitic infestation Z11.9
  - specified NEC Z11.8

- phenylketonuria Z13.228
- plague Z11.2
- poisoning (chemical) (heavy metal) Z13.88
- poliomyelitis Z11.59
- postnatal, chromosomal abnormalities Z13.89
- prenatal, of mother (*see also* Encounter, antenatal screening) Z36.9
- protozoal disease Z11.6
  - intestinal Z11.0
- pulmonary tuberculosis Z11.1
- radiation exposure Z13.88
- respiratory condition Z13.83
- respiratory tuberculosis Z11.1
- rheumatoid arthritis Z13.828
- rubella Z11.59
- SARS-CoV-2 Z11.52
- schistosomiasis Z11.6
- sexually-transmitted disease NEC Z11.3
  - human immunodeficiency virus (HIV) Z11.4
- sickle-cell disease or trait Z13.0
- skin condition Z13.89
- sleeping sickness Z11.6
- special Z13.9
  - specified NEC Z13.89
- syphilis Z11.3
- tetanus Z11.2
- trachoma Z11.8
- traumatic brain injury Z13.850
- trypanosomiasis Z11.6
- tuberculosis, respiratory Z11.1
  - active Z11.1
  - latent Z11.7

- venereal disease Z11.3
- viral encephalitis (mosquito- or tick-borne) Z11.59
- whooping cough Z11.2
- worms, intestinal Z11.6
- yaws Z11.8
- yellow fever Z11.59

Scrofula, scrofulosis (tuberculosis of cervical lymph glands) A18.2
Scrofulide (primary) (tuberculous) A18.4
Scrofuloderma, scrofulodermia (any site) (primary) A18.4
Scrofulosus lichen (primary) (tuberculous) A18.4
Scrofulous — *see* condition
Scrotal tongue K14.5
Scrotum — *see* condition
Scurvy, scorbutic E54
- anemia D53.2
- gum E54
- infantile E54
- rickets E55.0 *[M90.80]*

Sealpox B08.62
Seasickness T75.3 ☑
Seatworm (infection) (infestation) B80
Sebaceous (*see also* condition)
- cyst — *see* Cyst, sebaceous

Seborrhea, seborrheic L21.9
- capillitii R23.8
- capitis L21.0
- dermatitis L21.9
  - infantile L21.1
- eczema L21.9
  - infantile L21.1
- sicca L21.0

- **Seckel's** syndrome Q87.19
- **Seclusion,** pupil — *see* Membrane, pupillary
- **Second** hand tobacco smoke exposure (acute) (chronic) Z77.22
  - in the perinatal period P96.81
- **Secondary**
  - dentin (in pulp) K04.3
  - neoplasm, secondaries — *see* Table of Neoplasms, secondary
- **Secretion**
  - antidiuretic hormone, inappropriate E22.2
  - catecholamine, by pheochromocytoma (*see also* Pheochromocytoma, by type) E27.5
  - hormone
    - antidiuretic, inappropriate (syndrome) E22.2
    - by
      - carcinoid tumor (*see also* Tumor, carcinoid) E34.09
      - pheochromocytoma (*see also* Pheochromocytoma, by type) E27.5
    - ectopic NEC E34.2
  - urinary
    - excessive R35.89
    - suppression R34
- **Section**
  - nerve, traumatic — *see* Injury, nerve
- **Sedative,** hypnotic, or anxiolytic-induced
  - anxiety disorder F13.980
  - bipolar and related disorder F13.94
  - delirium F13.921
  - depressive disorder F13.94
  - major neurocognitive disorder F13.97
  - mild neurocognitive disorder F13.988
  - psychotic disorder F13.959
  - sexual dysfunction F13.981
  - sleep disorder F13.982
- **Segmentation,** incomplete (congenital) (*see also* Fusion)

- bone NEC Q78.8
- lumbosacral (joint) (vertebra) Q76.49

SEID (systemic exertion intolerance disease) G93.32

Seitelberger's syndrome (infantile neuraxonal dystrophy) G31.89

Seizure(s) (*see also* Convulsions) R56.9
- absence G40.A ☑
- akinetic — *see* Epilepsy, generalized, specified NEC
- atonic — *see* Epilepsy, generalized, specified NEC
- autonomic (hysterical) F44.5
- convulsive — *see* Convulsions
- cortical (focal) (motor) — *see* Epilepsy, localization-related, symptomatic, with simple partial seizures
- disorder (*see also* Epilepsy) G40.909
- due to stroke — *see* Sequelae (of), disease, cerebrovascular, by type, specified NEC
- epileptic — *see* Epilepsy
- febrile (simple) R56.00
  - with status epilepticus G40.901
  - complex (atypical) (complicated) R56.01
    - with status epilepticus G40.901
- grand mal G40.409
  - intractable G40.419
    - with status epilepticus G40.411
    - without status epilepticus G40.419
  - not intractable G40.409
    - with status epilepticus G40.401
    - without status epilepticus G40.409
- heart — *see* Disease, heart
- hysterical F44.5
- intractable G40.919
  - with status epilepticus G40.911

- Jacksonian (focal) (motor type) (sensory type) — *see* Epilepsy, localization-related, symptomatic, with simple partial seizures
- newborn P90
- nonspecific epileptic
  - atonic — *see* Epilepsy, generalized, specified NEC
  - clonic — *see* Epilepsy, generalized, specified NEC
  - myoclonic — *see* Epilepsy, generalized, specified NEC
  - tonic — *see* Epilepsy, generalized, specified NEC
  - tonic-clonic — *see* Epilepsy, generalized, specified NEC
- partial, developing into secondarily generalized seizures
  - complex — *see* Epilepsy, localization-related, symptomatic, with complex partial seizures
  - simple — *see* Epilepsy, localization-related, symptomatic, with simple partial seizures
- petit mal G40.A ☑
  - intractable G40.A1 ☑
    - with status epilepticus G40.A11
    - without status epilepticus G40.A19
  - not intractable G40.A0 ☑
    - with status epilepticus G40.A01
    - without status epilepticus G40.A09
- post traumatic R56.1
- recurrent G40.909
- specified NEC G40.89
- uncinate — *see* Epilepsy, localization-related, symptomatic, with complex partial seizures

Selenium deficiency, dietary E59

Self-damaging behavior (life-style) Z72.89

Self-harm (attempted)
- history (personal)
  - in family Z81.8
  - nonsuicidal Z91.52
  - suicidal Z91.51
- nonsuicidal R45.88

Self-injury, nonsuicidal R45.88

- personal history Z91.52

Self-mutilation (attempted)
- history (personal)
  - in family Z81.8
  - nonsuicidal Z91.52
  - suicidal Z91.51
- nonsuicidal R45.88

Self-poisoning
- history (personal) Z91.51
  - in family Z81.8
- observation following (alleged) attempt Z03.6

Semicoma R40.1

Seminal vesiculitis N49.0

Seminoma C62.9 ☑
- specified site — *see* Neoplasm, malignant, by site

Senear-Usher disease or syndrome L10.4

Senectus R54

Senescence (without mention of psychosis) R54

Senile, senility (*see also* condition) R41.81
- with
  - acute confusional state F05
  - mental changes NOS F03 ☑
  - psychosis NEC — *see* Psychosis, senile

- asthenia R54
- cervix (atrophic) N88.8
- debility R54
- endometrium (atrophic) N85.8
- fallopian tube (atrophic) — *see* Atrophy, fallopian tube
- heart (failure) R54
- ovary (atrophic) — *see* Atrophy, ovary
- premature E34.8
- vagina, vaginitis (atrophic) N95.2
- wart L82.1

Sensation
- burning (skin) R20.8
  - tongue K14.6
- foreign body R09.A0
  - eye H57.8A ☑
  - globus R09.A2
  - nose R09.A1
  - specified site NEC R09.A9
  - throat R09.A2
- loss of R20.8
- prickling (skin) R20.2
- tingling (skin) R20.2

Sense loss
- smell — *see* Disturbance, sensation, smell
- taste — *see* Disturbance, sensation, taste
- touch R20.8

Sensibility disturbance (cortical) (deep) (vibratory) R20.9

Sensitive, sensitivity (*see also* Allergy)

- carotid sinus G90.01
- child (excessive) F93.8
- cold, autoimmune D59.12
- dentin K03.89
- gluten (non-celiac) K90.41
- latex Z91.040
- methemoglobin D74.8
- tuberculin, without clinical or radiological symptoms R76.11
- visual
  - glare H53.71
  - impaired contrast H53.72

Sensitiver Beziehungswahn F22

Sensitization, auto-erythrocytic D69.2

Separation
- anxiety, abnormal (of childhood) F93.0
- apophysis, traumatic - code as Fracture, by site
- choroid — *see* Detachment, choroid
- epiphysis, epiphyseal
  - nontraumatic (*see also* Osteochondropathy, specified type NEC)
    - upper femoral — *see* Slipped, epiphysis, upper femoral
  - traumatic - code as Fracture, by site
- fracture — *see* Fracture
- infundibulum cardiac from right ventricle by a partition Q24.3
- joint (traumatic) (current) - code by site under Dislocation
- muscle (nontraumatic) — *see* Diastasis, muscle
- pubic bone, obstetrical trauma O71.6
- retina, retinal — *see* Detachment, retina
- symphysis pubis, obstetrical trauma O71.6
- tracheal ring, incomplete, congenital Q32.1

Sepsis (generalized) (unspecified organism) A41.9
- with
  - ectopic or molar pregnancy O08.82
  - organ dysfunction (acute) (multiple) R65.20

- with septic shock R65.21
- Acinetobacter baumannii A41.54
- actinomycotic A42.7
- adrenal hemorrhage syndrome (meningococcal) A39.1
- anaerobic A41.4
- Bacillus anthracis A22.7
- Brucella (*see also* Brucellosis) A23.9
- candidal B37.7
- Cronobacter A41.59
- cryptogenic A41.9
- due to device, implant or graft T85.79 ☑
  - arterial graft NEC T82.7 ☑
  - breast (implant) T85.79 ☑
  - catheter NEC T85.79 ☑
    - dialysis (renal) T82.7 ☑
      - intraperitoneal T85.71 ☑
    - infusion NEC T82.7 ☑
      - spinal (cranial) (epidural) (intrathecal) (spinal) (subarachnoid) (subdural) T85.735 ☑
    - urethral indwelling T83.511 ☑
    - urinary T83.518 ☑
  - electronic (electrode) (pulse generator) (stimulator)
    - bone T84.7 ☑
    - cardiac T82.7 ☑
    - nervous system T85.738 ☑
      - brain T85.731 ☑
      - neurostimulator generator T85.734 ☑
      - peripheral nerve T85.732 ☑
      - spinal cord T85.733 ☑
    - urinary T83.590 ☑
  - fixation, internal (orthopedic) — *see* Complication, fixation device, infection
  - gastrointestinal (bile duct) (esophagus) T85.79 ☑

- neurostimulator electrode (lead) T85.732 ☑
- genital T83.69 ☑
- heart NEC T82.7 ☑
  - valve (prosthesis) T82.6 ☑
    - graft T82.7 ☑
- joint prosthesis — *see* Complication, joint prosthesis, infection
- ocular (corneal graft) (orbital implant) T85.79 ☑
- orthopedic NEC T84.7 ☑
  - fixation device, internal — *see* Complication, fixation device, infection
- specified NEC T85.79 ☑
- vascular T82.7 ☑
- ventricular intracranial (communicating) shunt T85.730 ☑

during labor O75.3
Enterococcus A41.81
Erysipelothrix (rhusiopathiae) (erysipeloid) A26.7
Escherichia coli (E. coli) A41.51
extraintestinal yersiniosis A28.2
following
- abortion (subsequent episode) O08.0
  - current episode — *see* Abortion
- ectopic or molar pregnancy O08.82
- immunization T88.0 ☑
- infusion, therapeutic injection or transfusion NEC T80.29 ☑
- obstetrical procedure O86.04

gangrenous A41.9
gonococcal A54.86
Gram-negative (organism) A41.50
- anaerobic A41.4

- Haemophilus influenzae A41.3
- herpesviral B00.7
- intra-abdominal K65.1
- intraocular — *see* Endophthalmitis, purulent
- Listeria monocytogenes A32.7
- localized - code to specific localized infection
  - in operation wound T81.49 ☑
  - skin — *see* Abscess
- malleus A24.0
- melioidosis A24.1
- meningeal — *see* Meningitis
- meningococcal A39.4
  - acute A39.2
  - chronic A39.3
- MRSA (Methicillin resistant Staphylococcus aureus) A41.02
- MSSA (Methicillin susceptible Staphylococcus aureus) A41.01
- newborn P36.9
  - due to
    - anaerobes NEC P36.5
    - Escherichia coli P36.4
    - Staphylococcus P36.30
      - aureus P36.2
      - specified NEC P36.39
    - Streptococcus P36.10
      - group B P36.0
      - specified NEC P36.19
  - specified NEC P36.8

- other gram-negative A41.59
- Pasteurella multocida A28.0
- pelvic, puerperal, postpartum, childbirth O85
- postprocedural T81.44 ☑
- pneumococcal A40.3
- Pseudomonas (pseudomonas aeruginosa) A41.52
- puerperal, postpartum, childbirth (pelvic) O85
- Salmonella (arizonae) (cholerae-suis) (enteritidis) (typhimurium) A02.1
- Serratia A41.53
- severe R65.20
  - with septic shock R65.21
- skin, localized — *see* Abscess
- Shigella (*see also* Dysentery, bacillary) A03.9
- specified organism NEC A41.89
- Staphylococcus, staphylococcal A41.2
  - aureus (methicillin susceptible) (MSSA) A41.01
    - methicillin resistant (MRSA) A41.02
  - coagulase-negative A41.1
  - specified NEC A41.1
- Streptococcus, streptococcal A40.9
  - agalactiae A40.1
  - group
    - A A40.0
    - B A40.1
    - D A41.81
  - neonatal P36.10
    - group B P36.0
    - specified NEC P36.19
  - pneumoniae A40.3
  - pyogenes A40.0
  - specified NEC A40.8

- tracheostomy stoma J95.02
- tularemic A21.7
- umbilical, umbilical cord (newborn) — *see* Sepsis, newborn
- Yersinia pestis A20.7

Septate — *see* Septum

Septic — *see* condition

- arm — *see* Cellulitis, upper limb
  - with lymphangitis — *see* Lymphangitis, acute, upper limb
- embolus — *see* Embolism
- finger — *see* Cellulitis, digit
  - with lymphangitis — *see* Lymphangitis, acute, digit
- foot — *see* Cellulitis, lower limb
  - with lymphangitis — *see* Lymphangitis, acute, lower limb
- gallbladder (acute) K81.0
- hand — *see* Cellulitis, upper limb
  - with lymphangitis — *see* Lymphangitis, acute, upper limb
- joint — *see* Arthritis, pyogenic or pyemic
- leg — *see* Cellulitis, lower limb
  - with lymphangitis — *see* Lymphangitis, acute, lower limb
- nail (*see also* Cellulitis, digit)
  - with lymphangitis — *see* Lymphangitis, acute, digit
- sore (*see also* Abscess)
  - throat J02.0
    - streptococcal J02.0
- spleen (acute) D73.89
- teeth, tooth (pulpal origin) K04.4
- throat — *see* Pharyngitis
- thrombus — *see* Thrombosis
- toe — *see* Cellulitis, digit
  - with lymphangitis — *see* Lymphangitis, acute, digit
- tonsils, chronic J35.01
  - with adenoiditis J35.03

- uterus — *see* Endometritis

Septicemia A41.9
- meaning sepsis — *see* Sepsis

Septum, septate (congenital) (*see also* Anomaly, by site)
- anal Q42.3
  - with fistula Q42.2
- aqueduct of Sylvius Q03.0
  - with spina bifida — *see* Spina bifida, by site, with hydrocephalus
- uterus Q51.28
  - complete Q51.21
  - partial Q51.22
  - specified NEC Q51.28
- vagina Q52.10
  - in pregnancy — *see* Pregnancy, complicated by, abnormal vagina
    - causing obstructed labor O65.5
  - longitudinal Q52.129
    - microperforate
      - left side Q52.124
      - right side Q52.123
    - nonobstruction Q52.120
    - obstructing Q52.129
      - left side Q52.122
      - right side Q52.121
  - transverse Q52.11

Sequelae(of) (*see also* condition)

- abscess, intracranial or intraspinal (conditions in G06 ☑) G09
- amputation-code to injury with seventh character S
- burn and corrosion-code to injury with seventh character S
- calcium deficiency E64.8
- cerebrovascular disease — *see* Sequelae, disease, cerebrovascular
- childbirth O94
- contusion-code to injury with seventh character S
- corrosion — *see* Sequelae, burn and corrosion
- COVID-19 (post acute) U09.9
- crushing injury-code to injury with seventh character S
- disease
  - cerebrovascular I69.90
    - alteration of sensation I69.998
    - aphasia I69.920
    - apraxia I69.990
    - ataxia I69.993
    - cognitive deficits I69.91 ☑
    - disturbance of vision I69.998
    - dysarthria I69.922
    - dysphagia I69.991
    - dysphasia I69.921
    - facial droop I69.992
    - facial weakness I69.992
    - fluency disorder I69.923
    - hemiplegia I69.95 ☑
    - hemorrhage
      - intracerebral — *see* Sequelae, hemorrhage, intracerebral
      - intracranial, nontraumatic NEC — *see* Sequelae, hemorrhage, intracranial, nontraumatic
      - subarachnoid — *see* Sequelae, hemorrhage, subarachnoid
    - language deficit I69.928
    - monoplegia
      - lower limb I69.94 ☑
      - upper limb I69.93 ☑

- paralytic syndrome I69.96 ☑
- specified effect NEC I69.998
- specified type NEC I69.80
  - alteration of sensation I69.898
  - aphasia I69.820
  - apraxia I69.890
  - ataxia I69.893
  - cognitive deficits I69.81 ☑
  - disturbance of vision I69.898
  - dysarthria I69.822
  - dysphagia I69.891
  - dysphasia I69.821
  - facial droop I69.892
  - facial weakness I69.892
  - fluency disorder I69.823
  - hemiplegia I69.85 ☑
  - language deficit I69.828
  - monoplegia
    - lower limb I69.84 ☑
    - upper limb I69.83 ☑
  - paralytic syndrome I69.86 ☑
  - specified effect NEC I69.898
- speech deficit I69.928
  - speech deficit I69.828
- stroke NOS — *see* Sequelae, stroke NOS

dislocation-code to injury with seventh character S

encephalitis or encephalomyelitis (conditions in G04 ☑) G09
- in infectious disease NEC B94.8
- viral B94.1

- external cause-code to injury with seventh character S
- foreign body entering natural orifice-code to injury with seventh character S
- fracture-code to injury with seventh character S
- frostbite-code to injury with seventh character S
- Hansen's disease B92
- hemorrhage
  - intracerebral I69.10
    - alteration of sensation I69.198
    - aphasia I69.120
    - apraxia I69.190
    - ataxia I69.193
    - cognitive deficits I69.11 ☑
    - disturbance of vision I69.198
    - dysarthria I69.122
    - dysphagia I69.191
    - dysphasia I69.121
    - facial droop I69.192
    - facial weakness I69.192
    - fluency disorder I69.123
    - hemiplegia I69.15 ☑
    - language deficit NEC I69.128
    - monoplegia
      - lower limb I69.14 ☑
      - upper limb I69.13 ☑
    - paralytic syndrome I69.16 ☑
    - specified effect NEC I69.198
    - speech deficit NEC I69.128
  - intracranial, nontraumatic NEC I69.20

- alteration of sensation I69.298
- aphasia I69.220
- apraxia I69.290
- ataxia I69.293
- cognitive deficits I69.21 ☑
- disturbance of vision I69.298
- dysarthria I69.222
- dysphagia I69.291
- dysphasia I69.221
- facial droop I69.292
- facial weakness I69.292
- fluency disorder I69.223
- hemiplegia I69.25 ☑
- language deficit NEC I69.228
- monoplegia
  - lower limb I69.24 ☑
  - upper limb I69.23 ☑
- paralytic syndrome I69.26 ☑
- specified effect NEC I69.298
- speech deficit NEC I69.228

subarachnoid I69.00

- alteration of sensation I69.098
- aphasia I69.020
- apraxia I69.090
- ataxia I69.093
- cognitive deficits — *see* subcategory I69.01 ☑
- disturbance of vision I69.098
- dysarthria I69.022
- dysphagia I69.091
- dysphasia I69.021
- facial droop I69.092
- facial weakness I69.092
- fluency disorder I69.023
- hemiplegia I69.05 ☑
- language deficit NEC I69.028
- monoplegia

- lower limb I69.04 ☑
- upper limb I69.03 ☑
- paralytic syndrome I69.06 ☑
- specified effect NEC I69.098
- speech deficit NEC I69.028

hepatitis, viral B94.2
hyperalimentation E68
infarction
- cerebral I69.30
  - alteration of sensation I69.398
  - aphasia I69.320
  - apraxia I69.390
  - ataxia I69.393
  - cognitive deficits I69.31 ☑
  - disturbance of vision I69.398
  - dysarthria I69.322
  - dysphagia I69.391
  - dysphasia I69.321
  - facial droop I69.392
  - facial weakness I69.392
  - fluency disorder I69.323
  - hemiplegia I69.35 ☑
  - language deficit NEC I69.328
  - monoplegia
    - lower limb I69.34 ☑
    - upper limb I69.33 ☑
  - paralytic syndrome I69.36 ☑
  - specified effect NEC I69.398
  - speech deficit NEC I69.328

infection, pyogenic, intracranial or intraspinal G09
infectious disease B94.9
- specified NEC B94.8

- injury-code to injury with seventh character S
- leprosy B92
- meningitis
  - bacterial (conditions in G00 ☑) G09
  - other or unspecified cause (conditions in G03 ☑) G09
- muscle (and tendon) injury-code to injury with seventh character S
- myelitis — *see* Sequelae, encephalitis
- niacin deficiency E64.8
- nutritional deficiency E64.9
  - specified NEC E64.8
- obstetrical condition O94
- parasitic disease B94.9
- phlebitis or thrombophlebitis of intracranial or intraspinal venous sinuses and veins (conditions in G08) G09
- poisoning-code to poisoning with seventh character S
  - nonmedicinal substance — *see* Sequelae, toxic effect, nonmedicinal substance
- poliomyelitis (acute) B91
- pregnancy O94
- protein-energy malnutrition E64.0
- puerperium O94
- rickets E64.3
- SARS-CoV-2 (post acute) U09.9
- selenium deficiency E64.8
- sprain and strain-code to injury with seventh character S
- stroke NOS I69.30

- alteration in sensation I69.398
- aphasia I69.320
- apraxia I69.390
- ataxia I69.393
- cognitive deficits I69.31 ☑
- disturbance of vision I69.398
- dysarthria I69.322
- dysphagia I69.391
- dysphasia I69.321
- facial droop I69.392
- facial weakness I69.392
- hemiplegia I69.35 ☑
- language deficit NEC I69.328
- monoplegia
  - lower limb I69.34 ☑
  - upper limb I69.33 ☑
- paralytic syndrome I69.36 ☑
- specified effect NEC I69.398
- speech deficit NEC I69.328

tendon and muscle injury-code to injury with seventh character S

thiamine deficiency E64.8

trachoma B94.0

tuberculosis B90.9

- bones and joints B90.2
- central nervous system B90.0
- genitourinary B90.1
- pulmonary (respiratory) B90.9
- specified organs NEC B90.8

viral

- encephalitis B94.1
- hepatitis B94.2

- vitamin deficiency NEC E64.8
  - A E64.1
  - B E64.8
  - C E64.2
- wound, open-code to injury with seventh character S

Sequestration (*see also* Sequestrum)
- disc — *see* Displacement, intervertebral disc
- lung, congenital Q33.2

Sequestrum
- bone — *see* Osteomyelitis, chronic
- dental M27.2
- jaw bone M27.2
- orbit — *see* Osteomyelitis, orbit
- sinus (accessory) (nasal) — *see* Sinusitis

Sequoiosis lung or pneumonitis J67.8

Serology for syphilis
- doubtful
  - with signs or symptoms - code by site and stage under Syphilis
  - follow-up of latent syphilis — *see* Syphilis, latent
- negative, with signs or symptoms - code by site and stage under Syphilis
- positive A53.0
  - with signs or symptoms - code by site and stage under Syphilis
- reactivated A53.0

Seroma (*see also* Hematoma)
- postprocedural — *see* Complication, postprocedural, seroma
- traumatic, secondary and recurrent T79.2 ☑

Seropurulent — *see* condition

Serositis, multiple K65.8
- pericardial I31.1
- peritoneal K65.8

- **Serous** — *see* condition
- **Sertoli** cell
  - adenoma
    - specified site — *see* Neoplasm, benign, by site
    - unspecified site
      - female D27.9
      - male D29.20
  - carcinoma
    - specified site — *see* Neoplasm, malignant, by site
    - unspecified site (male) C62.9 ☑
      - female C56.9
  - tumor
    - with lipid storage
      - specified site — *see* Neoplasm, benign, by site
      - unspecified site
        - female D27.9
        - male D29.20
    - specified site — *see* Neoplasm, benign, by site
    - unspecified site
      - female D27.9
      - male D29.20
- **Sertoli-Leydig** cell tumor — *see* Neoplasm, benign, by site
  - specified site — *see* Neoplasm, benign, by site
  - unspecified site
    - female D27.9
    - male D29.20
- **Serum**
  - allergy, allergic reaction (*see also* Reaction, serum) T80.69 ☑
    - shock (*see also* Shock, anaphylactic) T80.59 ☑
  - arthritis (*see also* Reaction, serum) T80.69 ☑
  - complication or reaction NEC (*see also* Reaction, serum) T80.69 ☑
  - disease NEC (*see also* Reaction, serum) T80.69 ☑
  - hepatitis (*see also* Hepatitis, viral, type B)

- carrier (suspected) of B18.1
- intoxication (*see also* Reaction, serum) T80.69 ☑
- neuritis (*see also* Reaction, serum) T80.69 ☑
- neuropathy G61.1
- poisoning NEC (*see also* Reaction, serum) T80.69 ☑
- rash NEC (*see also* Reaction, serum) T80.69 ☑
- reaction NEC (*see also* Reaction, serum) T80.69 ☑
- sickness NEC (*see also* Reaction, serum) T80.69 ☑
- urticaria (*see also* Reaction, serum) T80.69 ☑

Sesamoiditis M25.8 ☑

Sever's disease or osteochondrosis — *see* Osteochondrosis, juvenile, tarsus

Severe sepsis R65.20

- with septic shock R65.21

Sex

- chromosome mosaics Q97.8
  - lines with various numbers of X chromosomes Q97.2
- education Z70.8
- reassignment surgery status Z87.890

Sextuplet pregnancy — *see* Pregnancy, sextuplet

Sexual

- function, disorder of (psychogenic) F52.9
- immaturity (female) (male) E30.0
- impotence (psychogenic) organic origin NEC — *see* Dysfunction, sexual, male
- precocity (constitutional) (cryptogenic)(female) (idiopathic) (male) E30.1

Sexuality, pathologic — *see* Deviation, sexual
Sézary disease C84.1 ☑
Shadow, lung R91.8
Shaking palsy or paralysis — *see* Parkinsonism
Shallowness, acetabulum — *see* Derangement, joint, specified type NEC, hip
Shaver's disease J63.1
Sheath (tendon) — *see* condition
Sheathing, retinal vessels H35.01 ☑
Shedding
- nail L60.8
- premature, primary (deciduous) teeth K00.6

Sheehan's disease or syndrome E23.0
Shelf, rectal K62.89
Shell teeth K00.5
Shellshock (current) F43.0
- lasting state — *see* Disorder, post-traumatic stress

Shield kidney Q63.1
Shift
- auditory threshold (temporary) H93.24 ☑
- mediastinal R93.89

Shifting sleep-work schedule (affecting sleep) G47.26
Shiga (-Kruse) dysentery A03.0
Shiga's bacillus A03.0
Shigella (dysentery) — *see* Dysentery, bacillary
Shigellosis A03.9
- Group A A03.0
- Group B A03.1
- Group C A03.2
- Group D A03.3

- **Shin** splints S86.89 ☑
- **Shingles** — *see* Herpes, zoster
- **Shipyard** disease or eye B30.0
- **Shirodkar** suture, in pregnancy — *see* Pregnancy, complicated by, incompetent cervix
- **Shock** R57.9
  - with ectopic or molar pregnancy O08.3
  - adrenal (cortical) (Addisonian) E27.2
  - adverse food reaction (anaphylactic) — *see* Shock, anaphylactic, due to food
  - allergic — *see* Shock, anaphylactic
  - anaphylactic T78.2 ☑
    - chemical — *see* Table of Drugs and Chemicals
    - due to drug or medicinal substance
      - correct substance properly administered T88.6 ☑
      - overdose or wrong substance given or taken (by accident) — *see* Table of Drugs and Chemicals, by drug, poisoning
    - due to food (nonpoisonous) T78.00 ☑
      - additives T78.06 ☑
      - dairy products T78.079 ☑
        - with
          - reactivity to baked milk T78.071 ☑
          - tolerance to baked milk T78.070 ☑
      - eggs T78.089 ☑
        - with
          - reactivity to baked egg T78.081 ☑
          - tolerance to baked egg T78.080 ☑
      - fish T78.03 ☑
        - shellfish T78.02 ☑
      - fruit T78.04 ☑
      - milk T78.079 ☑
        - with
          - reactivity to baked milk T78.071 ☑
          - tolerance to baked milk T78.070 ☑
      - nuts T78.05 ☑

multiple types T78.05 ☑
peanuts T78.01 ☑
peanuts T78.01 ☑
seeds T78.05 ☑
specified type NEC T78.09 ☑
vegetable T78.04 ☑
following sting(s) — *see* Venom
immunization T80.52 ☑
serum T80.59 ☑
blood and blood products T80.51 ☑
immunization T80.52 ☑
specified NEC T80.59 ☑
vaccination T80.52 ☑
anaphylactoid — *see* Shock, anaphylactic
anesthetic
correct substance properly administered T88.2 ☑
overdose or wrong substance given or taken — *see* Table of Drugs and Chemicals, by drug, poisoning
specified anesthetic — *see* Table of Drugs and Chemicals, by drug, poisoning
cardiogenic R57.0
chemical substance — *see* Table of Drugs and Chemicals
complicating ectopic or molar pregnancy O08.3
culture — *see* Disorder, adjustment
drug
due to correct substance properly administered T88.6 ☑
overdose or wrong substance given or taken (by accident) — *see* Table of Drugs and Chemicals, by drug, poisoning
during or after labor and delivery O75.1
electric T75.4 ☑
(taser) T75.4 ☑
endotoxic R65.21
postprocedural (resulting from a procedure, not elsewhere classified) T81.12 ☑
following

- ectopic or molar pregnancy O08.3
- injury (immediate) (delayed) T79.4 ☑
- labor and delivery O75.1

food (anaphylactic) — *see* Shock, anaphylactic, due to food
from electroshock gun (taser) T75.4 ☑
gram-negative R65.21
- postprocedural (resulting from a procedure, not elsewhere classified) T81.12 ☑

hematologic R57.8
hemorrhagic R57.8
- surgery (intraoperative) (postoperative) T81.19 ☑
- trauma T79.4 ☑

hypovolemic R57.1
- surgical T81.19 ☑
- traumatic T79.4 ☑

insulin E15
- therapeutic misadventure — *see* subcategory T38.3 ☑

kidney N17.0
- traumatic (following crushing) T79.5 ☑

liver K72.00
lightning T75.01 ☑
lung J80
obstetric O75.1
- with ectopic or molar pregnancy O08.3
- following ectopic or molar pregnancy O08.3

pleural (surgical) T81.19 ☑
- due to trauma T79.4 ☑

postprocedural (postoperative) T81.10 ☑

with ectopic or molar pregnancy O08.3
cardiogenic T81.11 ☑
endotoxic T81.12 ☑
following ectopic or molar pregnancy O08.3
gram-negative T81.12 ☑
hypovolemic T81.19 ☑
septic T81.12 ☑
specified type NEC T81.19 ☑
psychic F43.0
septic (due to severe sepsis) R65.21
specified NEC R57.8
surgical T81.10 ☑
taser gun (taser) T75.4 ☑
therapeutic misadventure NEC T81.10 ☑
thyroxin
overdose or wrong substance given or taken — *see* Table of Drugs and Chemicals, by drug, poisoning
toxic, syndrome A48.3
transfusion — *see* Complications, transfusion
traumatic (immediate) (delayed) T79.4 ☑
Shoemaker's chest M95.4
Short, shortening, shortness
arm (acquired) (*see also* Deformity, limb, unequal length)
congenital Q71.81 ☑
forearm — *see* Deformity, limb, unequal length
bowel syndrome — *see* Syndrome, short bowel
breath R06.02
cervical (complicating pregnancy) O26.87 ☑
non-gravid uterus N88.3

- common bile duct, congenital Q44.5
- cord (umbilical), complicating delivery O69.3 ☑
- cystic duct, congenital Q44.5
- esophagus (congenital) Q39.8
- femur (acquired) — *see* Deformity, limb, unequal length, femur
  - congenital — *see* Defect, reduction, lower limb, longitudinal, femur
- frenum, frenulum, linguae (congenital) Q38.1
- hip (acquired) (*see also* Deformity, limb, unequal length)
  - congenital Q65.89
- leg (acquired) (*see also* Deformity, limb, unequal length)
  - congenital Q72.81 ☑
  - lower leg (*see also* Deformity, limb, unequal length)
- limbed stature, with immunodeficiency D82.2
- lower limb (acquired) (*see also* Deformity, limb, unequal length)
  - congenital Q72.81 ☑
- organ or site, congenital NEC — *see* Distortion
- palate, congenital Q38.5
- radius (acquired) (*see also* Deformity, limb, unequal length)
  - congenital — *see* Defect, reduction, upper limb, longitudinal, radius
- rib syndrome Q77.2
- stature (child) (hereditary) (idiopathic) NEC R62.52
  - constitutional E34.31
  - due to
    - endocrine disorder E34.30
      - specified type NEC, due to endocrine disorder E34.39
    - genetic causes E34.329

- ACAN gene variant E34.328
- acid-labile subunit gene (IGFALS) defect E34.321
- aggrecan deficiency E34.328
- genetic syndrome with resistance to insulin-like growth factor-1 E34.322
- growth hormone gene 1 (GH1) defect with growth hormone neutralizing antibodies E34.321
- growth hormone insensitivity syndrome (GHIS) E34.321
- insulin-like growth factor 1 gene (IGF1) defect E34.321
- insulin-like growth factor-1 receptor (IGF-1R) defect E34.322
- insulin-like growth factor-1 (IGF-1) resistance E34.322
- NPR-2 gene variant E34.328
- post-insulin-like growth factor-1 receptor signaling defect E34.322
- primary insulin-like growth factor-1 (IGF-1) deficiency E34.321
- severe primary insulin-like growth factor-1 deficiency (SPIGFD) E34.321
- signal transducer and activator of transcription 5B gene (STAT5b) defect E34.321
- specified genetic cause NEC E34.328

- Laron-type E34.321

tendon (*see also* Contraction, tendon)
- with contracture of joint — *see* Contraction, joint
- Achilles (acquired) M67.0 ☑
  - congenital Q66.89
- congenital Q79.8

thigh (acquired) (*see also* Deformity, limb, unequal length, femur)
- congenital — *see* Defect, reduction, lower limb, longitudinal, femur

tibialis anterior (tendon) — *see* Contraction, tendon

umbilical cord
- complicating delivery O69.3 ☑

upper limb, congenital — *see* Defect, reduction, upper limb, specified type NEC

urethra N36.8

uvula, congenital Q38.5

vagina (congenital) Q52.4

Shortsightedness — *see* Myopia
Shoshin (acute fulminating beriberi) E51.11
Shoulder — *see* condition
Shovel-shaped incisors K00.2
Shower, thromboembolic — *see* Embolism
Shunt
- arterial-venous (dialysis) Z99.2
- arteriovenous, pulmonary (acquired) I28.0
  - congenital Q25.72
- cerebral ventricle (communicating) in situ Z98.2
- surgical, prosthetic, with complications — *see* Complications, cardiovascular, device or implant

Shutdown, renal N28.9
Shy-Drager syndrome G90.3
Sialadenitis, sialadenosis (any gland) (chronic) (periodic) (suppurative) — *see* Sialoadenitis
Sialectasia K11.8
Sialidosis E77.1
Sialitis, silitis (any gland) (chronic) (suppurative) — *see* Sialoadenitis
Sialoadenitis (any gland) (periodic) (suppurative) K11.20
- acute K11.21
  - recurrent K11.22
- chronic K11.23

Sialoadenopathy K11.9
Sialoangitis — *see* Sialoadenitis
Sialodochitis (fibrinosa) — *see* Sialoadenitis
Sialodocholithiasis K11.5
Sialolithiasis K11.5
Sialometaplasia, necrotizing K11.8
Sialorrhea (*see also* Ptyalism)
- periodic — *see* Sialoadenitis

- **Sialosis** K11.7
- **Siamese** twin Q89.4
- **Sibling** rivalry Z62.891
- **Sicard's** syndrome G52.7
- **Sicca** syndrome — *see* Syndrome, Sjögren
- **Sick** R69
  - or handicapped person in family Z63.79
    - needing care at home Z63.6
  - sinus (syndrome) I49.5
- **Sick-euthyroid** syndrome E07.81
- **Sickle-cell**
  - anemia — *see* Disease, sickle-cell
  - beta plus — *see* Disease, sickle-cell, thalassemia, beta plus
  - beta zero — *see* Disease, sickle-cell, thalassemia, beta zero
  - trait D57.3
- **Sicklemia** (*see also* Disease, sickle-cell)
  - trait D57.3
- **Sickness**
  - air (travel) T75.3 ☑
  - airplane T75.3 ☑
  - alpine T70.29 ☑
  - altitude T70.20 ☑
  - Andes T70.29 ☑
  - aviator's T70.29 ☑
  - balloon T70.29 ☑
  - car T75.3 ☑
  - compressed air T70.3 ☑
  - decompression T70.3 ☑
  - green D50.8
  - milk — *see* Poisoning, food, noxious
  - motion T75.3 ☑
  - mountain T70.29 ☑

- acute D75.1
- protein (*see also* Reaction, serum) T80.69 ☑
- radiation T66 ☑
- roundabout (motion) T75.3 ☑
- sea T75.3 ☑
- serum NEC (*see also* Reaction, serum) T80.69 ☑
- sleeping (African) B56.9
  - by Trypanosoma B56.9
    - brucei
      - gambiense B56.0
      - rhodesiense B56.1
  - East African B56.1
  - Gambian B56.0
  - Rhodesian B56.1
  - West African B56.0
- swing (motion) T75.3 ☑
- train (railway) (travel) T75.3 ☑
- travel (any vehicle) T75.3 ☑

Sideropenia — *see* Anemia, iron deficiency

Siderosilicosis J62.8

Siderosis (lung) J63.4

- brain G93.89
- eye (globe) — *see* Disorder, globe, degenerative, siderosis

Siemens' syndrome (ectodermal dysplasia) Q82.8

Sighing R06.89

- psychogenic F45.8

Sigmoid (*see also* condition)

- flexure — *see* condition
- kidney Q63.1

Sigmoiditis (*see also* Enteritis) K52.9

- infectious A09
- noninfectious K52.9

Silfversköld's syndrome Q78.9
Silicosiderosis J62.8
Silicosis, silicotic (simple) (complicated) J62.8
- with tuberculosis J65

Silicotuberculosis J65
Silo-fillers' disease J68.8
- bronchitis J68.0
- pneumonitis J68.0
- pulmonary edema J68.1

Silver's syndrome Q87.19
Simian malaria B53.1
Simmonds' cachexia or disease E23.0
Simons' disease or syndrome (progressive lipodystrophy) E88.11
Simple, simplex — *see* condition
Simulation, conscious (of illness) Z76.5
Simultanagnosia (asimultagnosia) R48.3
Sin Nombre virus disease (Hantavirus) (cardio)-pulmonary syndrome B33.4
Sinding-Larsen disease or osteochondrosis — *see* Osteochondrosis, juvenile, patella
Singapore hemorrhagic fever A91
Singer's node or nodule J38.2
Single
- atrium Q21.20
- coronary artery Q24.5
- umbilical artery Q27.0
- ventricle Q20.4

Singultus R06.6
- epidemicus B33.0

Sinus (*see also* Fistula)

- abdominal K63.89
- arrest I45.5
- arrhythmia I49.8
- bradycardia R00.1
- branchial cleft (internal) (external) Q18.0
- coccygeal — *see* Sinus, pilonidal
- dental K04.6
- dermal (congenital) Q06.8
  - with abscess Q06.8
  - coccygeal, pilonidal — *see* Sinus, coccygeal
- infected, skin NEC L08.89
- marginal, ruptured or bleeding — *see* Hemorrhage, antepartum, specified cause NEC
- medial, face and neck Q18.8
- pause I45.5
- pericranii Q01.9
- pilonidal (infected) (rectum) L05.92
  - with abscess L05.02
- preauricular Q18.1
- rectovaginal N82.3
- Rokitansky-Aschoff (gallbladder) K82.8
- sacrococcygeal (dermoid) (infected) — *see* Sinus, pilonidal
- tachycardia R00.0
  - paroxysmal I47.19
- tarsi syndrome M25.57 ☑
- testis N50.89
- tract (postinfective) — *see* Fistula
- urachus Q64.4

Sinusitis (accessory) (chronic) (hyperplastic) (nasal) (nonpurulent) (purulent) J32.9
- acute J01.90
  - ethmoidal J01.20
    - recurrent J01.21

- frontal J01.10
  - recurrent J01.11
- involving more than one sinus, other than pansinusitis J01.80
  - recurrent J01.81
- maxillary J01.00
  - recurrent J01.01
- pansinusitis J01.40
  - recurrent J01.41
- recurrent J01.91
- specified NEC J01.80
  - recurrent J01.81
- sphenoidal J01.30
  - recurrent J01.31

allergic — *see* Rhinitis, allergic

due to high altitude T70.1 ☑

ethmoidal J32.2
- acute J01.20
  - recurrent J01.21

frontal J32.1
- acute J01.10
  - recurrent J01.11

influenzal — *see* Influenza, with, respiratory manifestations NEC

involving more than one sinus but not pansinusitis J32.8
- acute J01.80
  - recurrent J01.81

maxillary J32.0
- acute J01.00
  - recurrent J01.01

sphenoidal J32.3
- acute J01.30
  - recurrent J01.31

- tuberculous, any sinus A15.8

Sinusitis-bronchiectasis-situs inversus (syndrome) (triad) Q89.3
Sipple's syndrome E31.22
Sirenomelia (syndrome) Q87.2
Siriasis T67.01 ☑
Sirkari's disease B55.0
Siti A65
Situation, psychiatric F99
Situational
- disturbance (transient) — *see* Disorder, adjustment
  - acute F43.0
- maladjustment — *see* Disorder, adjustment
- reaction — *see* Disorder, adjustment
  - acute F43.0

Situs inversus or transversus (abdominalis) (thoracis) Q89.3
Sixth disease B08.20
- due to human herpesvirus 6 B08.21
- due to human herpesvirus 7 B08.22

Sjögren-Larsson syndrome Q87.19
Sjögren's syndrome or disease — *see* Syndrome, Sjögren
Skeletal — *see* condition
Skene's gland — *see* condition
Skenitis — *see* Urethritis
Skerljevo A65
Skevas-Zerfus disease — *see* Toxicity, venom, marine animal, sea anemone
Skin (*see also* condition)
- clammy R23.1
- donor — *see* Donor, skin
- dry L85.3
- hidebound M35.9

Slate-dressers' or slate-miners' lung J62.8
Sleep

- apnea — *see* Apnea, sleep
- deprivation Z72.820
- disorder or disturbance G47.9
  - child F51.9
  - nonorganic origin F51.9
  - specified NEC G47.8
- disturbance G47.9
  - nonorganic origin F51.9
- drunkenness F51.9
- rhythm inversion G47.2 ☑
- terrors F51.4
- walking F51.3
  - hysterical F44.89

Sleep hygiene
- abuse Z72.821
- inadequate Z72.821
- poor Z72.821

Sleeping sickness — *see* Sickness, sleeping

Sleeplessness — *see* Insomnia
- menopausal N95.1

Sleep-wake schedule disorder G47.20

Slim disease (in HIV infection) B20

Slipped, slipping
- epiphysis (traumatic) (*see also* Osteochondropathy, specified type NEC)
  - capital femoral (traumatic) *[SCFE]*
    - acute (on chronic) S79.01 ☑
    - nontraumatic M93.00 ☑
  - current traumatic - code as Fracture, by site
  - upper femoral (nontraumatic)[SUFE] M93.00 ☑
    - acute M93.01 ☑
      - on chronic M93.03 ☑

- chronic M93.02 ☑
- intervertebral disc — *see* Displacement, intervertebral disc
- ligature, umbilical P51.8
- patella — *see* Disorder, patella, derangement NEC
- rib M89.8X8
- sacroiliac joint — *see* subcategory M53.2 ☑
- tendon — *see* Disorder, tendon
- ulnar nerve, nontraumatic — *see* Lesion, nerve, ulnar
- vertebra NEC — *see* Spondylolisthesis

Slocumb's syndrome E27.0

Sloughing (multiple) (phagedena) (skin) (*see also* Gangrene)
- abscess — *see* Abscess
- appendix K38.8
- fascia — *see* Disorder, soft tissue, specified type NEC
- scrotum N50.89
- tendon — *see* Disorder, tendon
- transplanted organ — *see* Rejection, transplant
- ulcer — *see* Ulcer, skin

Slow
- feeding, newborn P92.2
- flow syndrome, coronary I20.89
- heart (beat) R00.1

Slowing, urinary stream R39.198

Sluder's neuralgia (syndrome) G44.89

Slurred, slurring speech R47.81

Small (ness)
- for gestational age — *see* Small for dates
- introitus, vagina N89.6
- kidney (unknown cause) N27.9
  - bilateral N27.1
  - unilateral N27.0

- ovary (congenital) Q50.39
- pelvis
  - with disproportion (fetopelvic) O33.1
    - causing obstructed labor O65.1
- uterus N85.8
- white kidney N03.9

Small-and-light-for-dates — *see* Small for dates

Small-for-dates (infant) P05.10
- with weight of
  - 499 grams or less P05.11
  - 500-749 grams P05.12
  - 750-999 grams P05.13
  - 1000-1249 grams P05.14
  - 1250-1499 grams P05.15
  - 1500-1749 grams P05.16
  - 1750-1999 grams P05.17
  - 2000-2499 grams P05.18
  - 2500 grams and over P05.19
- specified NEC P05.19

Smallpox B03

Smearing, fecal R15.1

SMEI (severe myoclonic epilepsy in infancy) G40.83 ☑

Smith-Lemli-Opitz syndrome E78.72

Smith's fracture S52.54 ☑

Smoker — *see* Dependence, drug, nicotine

Smoker's
- bronchitis J41.0
- cough J41.0
- palate K13.24
- throat J31.2
- tongue K13.24

Smoking

- passive Z77.22

Smothering spells R06.81

Snaggle teeth, tooth M26.39

Snapping
- finger — *see* Trigger finger
- hip — *see* Derangement, joint, specified type NEC, hip
  - involving the iliotibial band M76.3 ☑
- knee — *see* Derangement, knee
  - involving the iliotibial band M76.3 ☑

Sneddon-Wilkinson disease or syndrome (sub-corneal pustular dermatosis) L13.1

Sneezing (intractable) R06.7

Sniffing
- cocaine
  - abuse — *see* Abuse, drug, cocaine
  - dependence — *see* Dependence, drug, cocaine
- gasoline
  - abuse — *see* Abuse, drug, inhalant
  - dependence — *see* Dependence, drug, inhalant
- glue (airplane)
  - abuse — *see* Abuse, drug, inhalant
  - drug dependence — *see* Dependence, drug, inhalant

Sniffles
- newborn P28.89

Snoring R06.83

Snow blindness — *see* Photokeratitis

Snuffles (non-syphilitic) R06.5
- newborn P28.89
- syphilitic (infant) A50.05 *[J99]*

Social
- exclusion Z60.4
  - due to discrimination or persecution (perceived) Z60.5

- migrant Z59.00
  - acculturation difficulty Z60.3
- rejection Z60.4
  - due to discrimination or persecution Z60.5
- role conflict NEC Z73.5
- skills inadequacy NEC Z73.4
- transplantation Z60.3

Sodoku A25.0

Soemmerring's ring — *see* Cataract, secondary

Soft (*see also* condition)
- nails L60.3

Softening
- bone — *see* Osteomalacia
- brain (necrotic) (progressive) G93.89
  - congenital Q04.8
  - embolic I63.4 ☑
  - hemorrhagic — *see* Hemorrhage, intracranial, intracerebral
  - occlusive I63.5 ☑
  - thrombotic I63.3 ☑
- cartilage M94.2 ☑
  - patella M22.4 ☑
- cerebellar — *see* Softening, brain
- cerebral — *see* Softening, brain
- cerebrospinal — *see* Softening, brain
- myocardial, heart — *see* Degeneration, myocardial
- spinal cord G95.89
- stomach K31.89

Soldier's
- heart F45.8
- patches I31.0

Solitary

- cyst, kidney N28.1
- kidney, congenital Q60.0

Solvent abuse — *see* Abuse, drug, inhalant
- dependence — *see* Dependence, drug, inhalant

Somatization reaction, somatic reaction — *see* Disorder, somatoform

Somnambulism F51.3
- hysterical F44.89

Somnolence R40.0
- nonorganic origin F51.11

Sonne dysentery A03.3

Soor B37.0

Sore
- bed — *see* Ulcer, pressure, by site
- chiclero B55.1
- Delhi B55.1
- desert — *see* Ulcer, skin
- eye H57.1 ☑
- Lahore B55.1
- mouth K13.79
  - canker K12.0
- muscle M79.10
- Naga — *see* Ulcer, skin
- of skin — *see* Ulcer, skin
- oriental B55.1
- pressure — *see* Ulcer, pressure, by site
- skin L98.9
- soft A57
- throat (acute) (*see also* Pharyngitis)

with influenza, flu, or grippe — *see* Influenza, with, respiratory manifestations NEC
chronic J31.2
coxsackie (virus) B08.5
diphtheritic A36.0
herpesviral B00.2
influenzal — *see* Influenza, with, respiratory manifestations NEC
septic J02.0
streptococcal (ulcerative) J02.0
viral NEC J02.8
coxsackie B08.5
tropical — *see* Ulcer, skin
veldt — *see* Ulcer, skin
Soto's syndrome (cerebral gigantism) Q87.3
South African cardiomyopathy syndrome I42.8
Southeast Asian hemorrhagic fever A91
Spacing
abnormal, tooth, teeth, fully erupted M26.30
excessive, tooth, fully erupted M26.32
Spade-like hand (congenital) Q68.1
Spading nail L60.8
congenital Q84.6
Spanish collar N47.1
Sparganosis B70.1
Spasm(s), spastic, spasticity (*see also* condition) R25.2
accommodation — *see* Spasm, of accommodation
ampulla of Vater K83.4
anus, ani (sphincter) (reflex) K59.4
psychogenic F45.8
artery I73.9
cerebral G45.9
Bell's G51.3 ☑
bladder (sphincter, external or internal) N32.89
psychogenic F45.8

- bronchus, bronchiole J98.01
- cardia K22.0
- cardiac I20.1
- carpopedal — *see* Tetany
- cerebral (arteries) (vascular) G45.9
- cervix, complicating delivery O62.4
- ciliary body (of accommodation) — *see* Spasm, of accommodation
- colon (*see also* Irritable, bowel) K58.9
  - with diarrhea K58.0
  - psychogenic F45.8
- common duct K83.8
- compulsive — *see* Tic
- conjugate H51.8
- coronary (artery) I20.1
- diaphragm (reflex) R06.6
  - epidemic B33.0
  - psychogenic F45.8
- duodenum K59.89
- epidemic diaphragmatic (transient) B33.0
- esophagus (diffuse) K22.4
  - psychogenic F45.8
- facial G51.3 ☑
- fallopian tube N83.8
- gastrointestinal (tract) K31.89
  - psychogenic F45.8
- glottis J38.5
  - hysterical F44.4
  - psychogenic F45.8
    - conversion reaction F44.4
  - reflex through recurrent laryngeal nerve J38.5

- habit — *see* Tic
- heart I20.1
- hemifacial (clonic) G51.3 ☑
- hourglass — *see* Contraction, hourglass
- hysterical F44.4
- infantile — *see* Epilepsy, spasms
- inferior oblique, eye H51.8
- intestinal (*see also* Syndrome, irritable bowel) K58.9
  - psychogenic F45.8
- larynx, laryngeal J38.5
  - hysterical F44.4
  - psychogenic F45.8
    - conversion reaction F44.4
- levator palpebrae superioris — *see* Disorder, eyelid function
- muscle NEC M62.838
  - back M62.830
- nerve, trigeminal G50.0
- nervous F45.8
- nodding F98.4
- occupational F48.8
- oculogyric H51.8
  - psychogenic F45.8
- of accommodation H52.53 ☑
- ophthalmic artery — *see* Occlusion, artery, retina
- perineal, female N94.89
- peroneo-extensor (*see also* Deformity, limb, flat foot)
- pharynx (reflex) J39.2
  - hysterical F45.8
  - psychogenic F45.8
- psychogenic F45.8
- pylorus NEC K31.3

- adult hypertrophic K31.89
- congenital or infantile Q40.0
- psychogenic F45.8
- rectum (sphincter) K59.4
  - psychogenic F45.8
- retinal (artery) — *see* Occlusion, artery, retina
- sigmoid (*see also* Syndrome, irritable bowel) K58.9
  - psychogenic F45.8
- sphincter of Oddi K83.4
- stomach K31.89
  - neurotic F45.8
- throat J39.2
  - hysterical F45.8
  - psychogenic F45.8
- tic F95.9
  - chronic F95.1
  - transient of childhood F95.0
- tongue K14.8
- torsion (progressive) G24.1
- trigeminal nerve — *see* Neuralgia, trigeminal
- ureter N13.5
- urethra (sphincter) N35.919
- uterus N85.8
  - complicating labor O62.4
- vagina N94.2
  - psychogenic F52.5
- vascular I73.9
- vasomotor I73.9
- vein NEC I87.8
- viscera — *see* Pain, abdominal

- **Spasmodic** — *see* condition
- **Spasmophilia** — *see* Tetany
- **Spasmus** nutans F98.4
- **Spastic,** spasticity (*see also* Spasm)
  - child (cerebral) (congenital) (paralysis) G80.1
- **Speaker's** throat R49.8
- **Specific,** specified — *see* condition
- **Speech**
  - defect, disorder, disturbance, impediment — *see* Disorder, speech R47.9
    - psychogenic, in childhood and adolescence F98.8
    - slurring R47.81
    - specified NEC R47.89
- **Spells,** transient oxygen desaturation of newborn (*see also* Apnea, newborn) P28.40
  - during sleep (*see also* Apnea, newborn, sleep, primary) P28.30
- **Spencer's** disease A08.19
- **Spens'** syndrome (syncope with heart block) I45.9
- **Sperm** counts (fertility testing) Z31.41
  - postvasectomy Z30.8
    - reversal Z31.42
- **Spermatic** cord — *see* condition
- **Spermatocele** N43.40
  - congenital Q55.4
  - multiple N43.42
  - single N43.41
- **Spermatocystitis** N49.0
- **Spermatocytoma** C62.9 ☑
  - specified site — *see* Neoplasm, malignant, by site

- **Spermatorrhea** N50.89
- **Sphacelus** — *see* Gangrene
- **Sphenoidal** — *see* condition
- **Sphenoiditis** (chronic) — *see* Sinusitis, sphenoidal
- **Sphenopalatine** ganglion neuralgia G90.09
- **Sphericity,** increased, lens (congenital) Q12.4
- **Spherocytosis** (congenital) (familial) (hereditary) D58.0
  - hemoglobin disease D58.0
  - sickle-cell (disease) D57.8 ☑
- **Spherophakia** Q12.4
- **Sphincter** — *see* condition
- **Sphincteritis,** sphincter of Oddi — *see* Cholangitis
- **Sphingolipidosis** E75.3
  - specified NEC E75.29
- **Sphingomyelinosis** E75.3
- **Spicule** tooth K00.2
- **Spider**
  - bite — *see* Toxicity, venom, spider
    - nonvenomous — *see* Bite, by site, superficial, insect
  - fingers — *see* Syndrome, Marfan
  - nevus I78.1
  - toes — *see* Syndrome, Marfan
  - vascular I78.1
- **Spiegler-Fendt**
  - benign lymphocytoma L98.8
  - sarcoid L08.89
- **Spielmeyer-Vogt** disease E75.4
- **Spina** bifida (aperta) Q05.9
  - with hydrocephalus NEC Q05.4
  - cervical Q05.5
    - with hydrocephalus Q05.0

- dorsal Q05.6
  - with hydrocephalus Q05.1
- lumbar Q05.7
  - with hydrocephalus Q05.2
- lumbosacral Q05.7
  - with hydrocephalus Q05.2
- occulta Q76.0
- sacral Q05.8
  - with hydrocephalus Q05.3
- thoracic Q05.6
  - with hydrocephalus Q05.1
- thoracolumbar Q05.6
  - with hydrocephalus Q05.1

Spindle, Krukenberg's — *see* Pigmentation, cornea, posterior

Spine, spinal — *see* condition

Spiradenoma (eccrine) — *see* Neoplasm, skin, benign

Spirillosis A25.0

Spirillum
- minus A25.0
- obermeieri infection A68.0

Spirochetal — *see* condition

Spirochetosis A69.9
- arthritic, arthritica A69.9
- bronchopulmonary A69.8
- icterohemorrhagic A27.0
- lung A69.8

- **Spirometrosis** B70.1
- **Spitting** blood — *see* Hemoptysis
- **Splanchnoptosis** K63.4
- **Spleen,** splenic — *see* condition
- **Splenectasis** — *see* Splenomegaly
- **Splenitis** (interstitial) (malignant) (nonspecific) D73.89
  - malarial (*see also* Malaria) B54 *[D77]*
  - tuberculous A18.85
- **Splenocele** D73.89
- **Splenomegaly,** splenomegalia (Bengal) (cryptogenic) (idiopathic) (tropical) R16.1
  - with hepatomegaly R16.2
  - cirrhotic D73.2
  - congenital Q89.09
  - congestive, chronic D73.2
  - Egyptian B65.1
  - Gaucher's E75.22
  - malarial (*see also* Malaria) B54 *[D77]*
  - neutropenic D73.81
  - Niemann-Pick — *see* Niemann-Pick disease or syndrome
  - siderotic D73.2
  - syphilitic A52.79
    - congenital (early) A50.08 *[D77]*
- **Splenopathy** D73.9
- **Splenoptosis** D73.89
- **Splenosis** D73.89
- **Splinter** — *see* Foreign body, superficial, by site
- **Split,** splitting

- foot Q72.7 ☑
- hand Q71.6 ☑
- heart sounds R01.2
- lip, congenital — *see* Cleft, lip
- nails L60.3
- urinary stream R39.13

Spondylarthrosis — *see* Spondylosis

Spondylitis (chronic) (*see also* Spondylopathy, inflammatory)

- ankylopoietica — *see* Spondylitis, ankylosing
- ankylosing (chronic) M45.9
  - with lung involvement M45.9 *[J99]*
  - cervical region M45.2
  - cervicothoracic region M45.3
  - juvenile M08.1
  - lumbar region M45.6
  - lumbosacral region M45.7
  - multiple sites M45.0
  - occipito-atlanto-axial region M45.1
  - sacrococcygeal region M45.8
  - thoracic region M45.4
  - thoracolumbar region M45.5
- atrophic (ligamentous) — *see* Spondylitis, ankylosing
- deformans (chronic) — *see* Spondylosis
- gonococcal A54.41
- gouty (*see also* Gout, by type, vertebrae) M10.08
- in (due to)
  - brucellosis A23.9 *[M49.80]*

- cervical region A23.9 *[M49.82]*
- cervicothoracic region A23.9 *[M49.83]*
- lumbar region A23.9 *[M49.86]*
- lumbosacral region A23.9 *[M49.87]*
- multiple sites A23.9 *[M49.89]*
- occipito-atlanto-axial region A23.9 *[M49.81]*
- sacrococcygeal region A23.9 *[M49.88]*
- thoracic region A23.9 *[M49.84]*
- thoracolumbar region A23.9 *[M49.85]*

enterobacteria (*see also* subcategory M49.8 ☑) A04.9
tuberculosis A18.01
infectious NEC — *see* Spondylopathy, infective
juvenile ankylosing (chronic) M08.1
Kümmell's — *see* Spondylopathy, traumatic
Marie-Strümpell — *see* Spondylitis, ankylosing
muscularis — *see* Spondylopathy, specified NEC
psoriatic L40.53
rheumatoid — *see* Spondylitis, ankylosing
rhizomelica — *see* Spondylitis, ankylosing
sacroiliac NEC M46.1
senescent, senile — *see* Spondylosis
traumatic (chronic) or post-traumatic — *see* Spondylopathy, traumatic
tuberculous A18.01
typhosa A01.05

Spondyloarthritis
axial (*see also* Spondylitis, ankylosing)
non-radiographic M45.A0

- cervical M45.A2
- cervicothoracic M45.A3
- lumbar M45.A6
- lumbosacral M45.A7
- multiple sites M45.AB
- occipito-atlanto-axial region M45.A1
- sacral and sacrococcygeal M45.A8
- thoracic M45.A4
- thoracolumbar M45.A5

Spondylolisthesis (acquired) (degenerative) M43.10
- with disproportion (fetopelvic) O33.0
  - causing obstructed labor O65.0
- cervical region M43.12
- cervicothoracic region M43.13
- congenital Q76.2
- lumbar region M43.16
- lumbosacral region M43.17
- multiple sites M43.19
- occipito-atlanto-axial region M43.11
- sacrococcygeal region M43.18
- thoracic region M43.14
- thoracolumbar region M43.15
- traumatic (old) M43.10
  - acute
    - fifth cervical (displaced) S12.430 ☑
      - nondisplaced S12.431 ☑
      - specified type NEC (displaced) S12.450 ☑
        - nondisplaced S12.451 ☑
      - type III S12.44 ☑
    - fourth cervical (displaced) S12.330 ☑

- nondisplaced S12.331
- specified type NEC (displaced) S12.350
  - nondisplaced S12.351
- type III S12.34
- second cervical (displaced) S12.130
- nondisplaced S12.131
- specified type NEC (displaced) S12.150
  - nondisplaced S12.151
- type III S12.14
- seventh cervical (displaced) S12.630
- nondisplaced S12.631
- specified type NEC (displaced) S12.650
  - nondisplaced S12.651
- type III S12.64
- sixth cervical (displaced) S12.530
- nondisplaced S12.531
- specified type NEC (displaced) S12.550
  - nondisplaced S12.551
- type III S12.54
- third cervical (displaced) S12.230
- nondisplaced S12.231
- specified type NEC (displaced) S12.250
  - nondisplaced S12.251
- type III S12.24

Spondylolysis (acquired) M43.00
- cervical region M43.02
- cervicothoracic region M43.03
- congenital Q76.2
- lumbar region M43.06
- lumbosacral region M43.07
  - with disproportion (fetopelvic) O33.0
    - causing obstructed labor O65.8

- multiple sites M43.09
- occipito-atlanto-axial region M43.01
- sacrococcygeal region M43.08
- thoracic region M43.04
- thoracolumbar region M43.05

Spondylopathy M48.9

- infective NEC M46.50
  - cervical region M46.52
  - cervicothoracic region M46.53
  - lumbar region M46.56
  - lumbosacral region M46.57
  - multiple sites M46.59
  - occipito-atlanto-axial region M46.51
  - sacrococcygeal region M46.58
  - thoracic region M46.54
  - thoracolumbar region M46.55
- inflammatory M46.90
  - cervical region M46.92
  - cervicothoracic region M46.93
  - lumbar region M46.96
  - lumbosacral region M46.97
  - multiple sites M46.99
  - occipito-atlanto-axial region M46.91
  - sacrococcygeal region M46.98
  - specified type NEC M46.80

- cervical region M46.82
- cervicothoracic region M46.83
- lumbar region M46.86
- lumbosacral region M46.87
- multiple sites M46.89
- occipito-atlanto-axial region M46.81
- sacrococcygeal region M46.88
- thoracic region M46.84
- thoracolumbar region M46.85
- thoracic region M46.94
- thoracolumbar region M46.95
- neuropathic, in
  - syringomyelia and syringobulbia G95.0
  - tabes dorsalis A52.11
- specified NEC — *see* subcategory M48.8
- traumatic M48.30
  - cervical region M48.32
  - cervicothoracic region M48.33
  - lumbar region M48.36
  - lumbosacral region M48.37
  - occipito-atlanto-axial region M48.31
  - sacrococcygeal region M48.38
  - thoracic region M48.34
  - thoracolumbar region M48.35

Spondylosis M47.9
- with
  - disproportion (fetopelvic) O33.0
    - causing obstructed labor O65.0
  - myelopathy NEC M47.10

- cervical region M47.12
- cervicothoracic region M47.13
- lumbar region M47.16
- occipito-atlanto-axial region M47.11
- thoracic region M47.14
- thoracolumbar region M47.15

- radiculopathy M47.20
  - cervical region M47.22
  - cervicothoracic region M47.23
  - lumbar region M47.26
  - lumbosacral region M47.27
  - occipito-atlanto-axial region M47.21
  - sacrococcygeal region M47.28
  - thoracic region M47.24
  - thoracolumbar region M47.25
- specified NEC M47.899
  - cervical region M47.892
  - cervicothoracic region M47.893
  - facet joint M47.819
  - lumbar region M47.896
  - lumbosacral region M47.897
  - occipito-atlanto-axial region M47.891
  - sacrococcygeal region M47.898
  - thoracic region M47.894
  - thoracolumbar region M47.895
- traumatic — *see* Spondylopathy, traumatic
- without myelopathy or radiculopathy M47.819

- cervical region M47.812
- cervicothoracic region M47.813
- lumbar region M47.816
- lumbosacral region M47.817
- occipito-atlanto-axial region M47.811
- sacrococcygeal region M47.818
- thoracic region M47.814
- thoracolumbar region M47.815

Sponge
- inadvertently left in operation wound — *see* Foreign body, accidentally left during a procedure
- kidney (medullary) Q61.5

Sponge-diver's disease — *see* Toxicity, venom, marine animal, sea anemone

Spongioblastoma (any type) — *see* Neoplasm, malignant, by site
- specified site — *see* Neoplasm, malignant, by site
- unspecified site C71.9

Spongioneuroblastoma — *see* Neoplasm, malignant, by site

Spontaneous (*see also* condition)
- fracture (cause unknown) — *see* Fracture, pathological

Spoon nail L60.3
- congenital Q84.6

Sporadic — *see* condition

Sporothrix schenckii infection — *see* Sporotrichosis

Sporotrichosis B42.9
- arthritis B42.82
- disseminated B42.7
- generalized B42.7
- lymphocutaneous (fixed) (progressive) B42.1
- pulmonary B42.0
- specified NEC B42.89

Spots, spotting (in) (of)
- Bitot's (*see also* Pigmentation, conjunctiva)

in the young child E50.1
vitamin A deficiency E50.1
café, au lait L81.3
Cayenne pepper I78.1
cotton wool, retina — *see* Occlusion, artery, retina
de Morgan's (senile angiomas) I78.1
Fuchs' black (myopic) (*see also* Myopia, degenerative) H44.2 ☑
intermenstrual (regular) N92.0
irregular N92.1
Koplik's B05.9
liver L81.4
pregnancy O26.85 ☑
purpuric R23.3
ruby I78.1
Spotted fever — *see* Fever, spotted A77.9
Sprain (joint) (ligament)
acromioclavicular joint or ligament S43.5 ☑
ankle S93.40 ☑
calcaneofibular ligament S93.41 ☑
deltoid ligament S93.42 ☑
internal collateral ligament — *see* Sprain, ankle, specified ligament NEC
specified ligament NEC S93.49 ☑
talofibular ligament — *see* Sprain, ankle, specified ligament NEC
tibiofibular ligament S93.43 ☑
anterior longitudinal, cervical S13.4 ☑
atlas, atlanto-axial, atlanto-occipital S13.4 ☑
breast bone — *see* Sprain, sternum
calcaneofibular — *see* Sprain, ankle
carpal — *see* Sprain, wrist
carpometacarpal — *see* Sprain, hand, specified site NEC
cartilage

- costal S23.41 ☑
- semilunar (knee) — *see* Sprain, knee, specified site NEC
  - with current tear — *see* Tear, meniscus
- thyroid region S13.5 ☑
- xiphoid — *see* Sprain, sternum

cervical, cervicodorsal, cervicothoracic S13.4 ☑
chondrosternal S23.421 ☑
coracoclavicular S43.8 ☑
coracohumeral S43.41 ☑
coronary, knee — *see* Sprain, knee, specified site NEC
costal cartilage S23.41 ☑
cricoarytenoid articulation or ligament S13.5 ☑
cricothyroid articulation S13.5 ☑
cruciate, knee — *see* Sprain, knee, cruciate
deltoid, ankle — *see* Sprain, ankle
dorsal (spine) S23.3 ☑
elbow S53.40 ☑
- radial collateral ligament S53.43 ☑
- radiohumeral S53.41 ☑
- rupture
  - radial collateral ligament — *see* Rupture, traumatic, ligament, radial collateral
  - ulnar collateral ligament — *see* Rupture, traumatic, ligament, ulnar collateral
- specified type NEC S53.49 ☑
- ulnar collateral ligament S53.44 ☑
- ulnohumeral S53.42 ☑

femur, head — *see* Sprain, hip
fibular collateral, knee — *see* Sprain, knee, collateral
fibulocalcaneal — *see* Sprain, ankle
finger(s) S63.61 ☑
- index S63.61 ☑
- interphalangeal (joint) S63.63 ☑

- index S63.63 ☑
- little S63.63 ☑
- middle S63.63 ☑
- ring S63.63 ☑

- little S63.61 ☑
- middle S63.61 ☑
- ring S63.61 ☑
- metacarpophalangeal (joint) S63.65 ☑
- specified site NEC S63.69 ☑
  - index S63.69 ☑
  - little S63.69 ☑
  - middle S63.69 ☑
  - ring S63.69 ☑

- foot S93.60 ☑
  - specified ligament NEC S93.69 ☑
  - tarsal ligament S93.61 ☑
  - tarsometatarsal ligament S93.62 ☑
  - toe — *see* Sprain, toe
- hand S63.9 ☑
  - finger — *see* Sprain, finger
  - specified site NEC — *see* subcategory S63.8 ☑
  - thumb — *see* Sprain, thumb
- head S03.9 ☑
- hip S73.10 ☑
  - iliofemoral ligament S73.11 ☑
  - ischiocapsular (ligament) S73.12 ☑
  - specified NEC S73.19 ☑
- iliofemoral — *see* Sprain, hip
- innominate
  - acetabulum — *see* Sprain, hip
  - sacral junction S33.6 ☑

- internal
  - collateral, ankle — *see* Sprain, ankle
  - semilunar cartilage — *see* Sprain, knee, specified site NEC
- interphalangeal
  - finger — *see* Sprain, finger, interphalangeal (joint)
  - toe — *see* Sprain, toe, interphalangeal joint
- ischiocapsular — *see* Sprain, hip
- ischiofemoral — *see* Sprain, hip
- jaw (articular disc) (cartilage) (meniscus) S03.4 ☑
  - old M26.69
- knee S83.9 ☑
  - collateral ligament S83.40 ☑
    - lateral (fibular) S83.42 ☑
    - medial (tibial) S83.41 ☑
  - cruciate ligament S83.50 ☑
    - anterior S83.51 ☑
    - posterior S83.52 ☑
  - lateral (fibular) collateral ligament S83.42 ☑
  - medial (tibial) collateral ligament S83.41 ☑
  - patellar ligament S76.11 ☑
  - specified site NEC S83.8X ☑
  - superior tibiofibular joint (ligament) S83.6 ☑
- lateral collateral, knee — *see* Sprain, knee, collateral
- lumbar (spine) S33.5 ☑
- lumbosacral S33.9 ☑
- mandible (articular disc) S03.4 ☑
  - old M26.69
- medial collateral, knee — *see* Sprain, knee, collateral
- meniscus
  - jaw S03.4 ☑
    - old M26.69

- knee — *see* Sprain, knee, specified site NEC
  - with current tear — *see* Tear, meniscus
    - old — *see* Derangement, knee, meniscus, due to old tear
- mandible S03.4 ☑
  - old M26.69

metacarpal (distal) (proximal) — *see* Sprain, hand, specified site NEC
metacarpophalangeal — *see* Sprain, finger, metacarpophalangeal (joint)
metatarsophalangeal — *see* Sprain, toe, metatarsophalangeal joint
midcarpal — *see* Sprain, hand, specified site NEC
midtarsal — *see* Sprain, foot, specified site NEC
neck S13.9 ☑
- anterior longitudinal cervical ligament S13.4 ☑
- atlanto-axial joint S13.4 ☑
- atlanto-occipital joint S13.4 ☑
- cervical spine S13.4 ☑
- cricoarytenoid ligament S13.5 ☑
- cricothyroid ligament S13.5 ☑
- specified site NEC S13.8 ☑
- thyroid region (cartilage) S13.5 ☑

nose S03.8 ☑
orbicular, hip — *see* Sprain, hip
patella — *see* Sprain, knee, specified site NEC
patellar ligament S76.11 ☑
pelvis NEC S33.8 ☑
phalanx
- finger — *see* Sprain, finger
- toe — *see* Sprain, toe

- pubofemoral — *see* Sprain, hip
- radiocarpal — *see* Sprain, wrist
- radiohumeral — *see* Sprain, elbow
- radius, collateral — *see* Rupture, traumatic, ligament, radial collateral
- rib (cage) S23.41 ☑
- rotator cuff (capsule) S43.42 ☑
- sacroiliac (region)
  - chronic or old — *see* subcategory M53.2 ☑
  - joint S33.6 ☑
- scaphoid (hand) — *see* Sprain, hand, specified site NEC
- scapula (r) — *see* Sprain, shoulder girdle, specified site NEC
- semilunar cartilage (knee) — *see* Sprain, knee, specified site NEC
  - with current tear — *see* Tear, meniscus
    - old — *see* Derangement, knee, meniscus, due to old tear
- shoulder joint S43.40 ☑
  - acromioclavicular joint (ligament) — *see* Sprain, acromioclavicular joint
  - blade — *see* Sprain, shoulder, girdle, specified site NEC
  - coracoclavicular joint (ligament) — *see* Sprain, coracoclavicular joint
  - coracohumeral ligament — *see* Sprain, coracohumeral joint
  - girdle S43.9 ☑
    - specified site NEC S43.8 ☑
  - rotator cuff — *see* Sprain, rotator cuff
  - specified site NEC S43.49 ☑
  - sternoclavicular joint (ligament) — *see* Sprain, sternoclavicular joint
- spine
  - cervical S13.4 ☑
  - lumbar S33.5 ☑
  - thoracic S23.3 ☑
- sternoclavicular joint S43.6 ☑
- sternum S23.429 ☑
  - chondrosternal joint S23.421 ☑
  - specified site NEC S23.428 ☑
  - sternoclavicular (joint) (ligament) S43.6 ☑

- symphysis
  - jaw S03.4 ☑
    - old M26.69
  - mandibular S03.4 ☑
    - old M26.69
- talofibular — *see* Sprain, ankle
- tarsal — *see* Sprain, foot, specified site NEC
- tarsometatarsal — *see* Sprain, foot, specified site NEC
- temporomandibular S03.4 ☑
  - old M26.69
- thorax S23.9 ☑
  - ribs S23.41 ☑
  - specified site NEC S23.8 ☑
  - spine S23.3 ☑
  - sternum — *see* Sprain, sternum
- thumb S63.60 ☑
  - interphalangeal (joint) S63.62 ☑
  - metacarpophalangeal (joint) S63.64 ☑
  - specified site NEC S63.68 ☑
- thyroid cartilage or region S13.5 ☑
- tibia (proximal end) — *see* Sprain, knee, specified site NEC
- tibial collateral, knee — *see* Sprain, knee, collateral
- tibiofibular
  - distal — *see* Sprain, ankle
  - superior — *see* Sprain, knee, specified site NEC
- toe(s) S93.50 ☑
  - great S93.50 ☑
  - interphalangeal joint S93.51 ☑
    - great S93.51 ☑
    - lesser S93.51 ☑

- lesser S93.50 ☑
- metatarsophalangeal joint S93.52 ☑
  - great S93.52 ☑
  - lesser S93.52 ☑
- ulna, collateral — *see* Rupture, traumatic, ligament, ulnar collateral
- ulnohumeral — *see* Sprain, elbow
- wrist S63.50 ☑
  - carpal S63.51 ☑
  - radiocarpal S63.52 ☑
  - specified site NEC S63.59 ☑
- xiphoid cartilage — *see* Sprain, sternum

Sprengel's deformity (congenital) Q74.0

Sprue (tropical) K90.1
- celiac K90.0
- idiopathic K90.49
- meaning thrush B37.0
- nontropical K90.0

Spur, bone (*see also* Enthesopathy)
- calcaneal M77.3 ☑
- iliac crest M76.2 ☑
- nose (septum) J34.89

Spurway's syndrome Q78.0

Sputum
- abnormal (amount) (color) (odor) (purulent) R09.3
- blood-stained R04.2
- excessive (cause unknown) R09.3

Squamous (*see also* condition)
- epithelium in
  - cervical canal (congenital) Q51.828
  - uterine mucosa (congenital) Q51.818

Squashed nose M95.0
- congenital Q67.4

- **Squeeze**, diver's T70.3 ☑
- **Squint** (*see also* Strabismus)
  - accommodative — *see* Strabismus, convergent concomitant
- **SSADHD** (succinic semialdehyde dehydrogenase deficiency) E72.81
- **St.** Hubert's disease A82.9
- **Stab** (*see also* Laceration)
  - internal organs — *see* Injury, by site
- **Stafne's** cyst or cavity M27.0
- **Staggering** gait R26.0
  - hysterical F44.4
- **Staghorn** calculus — *see* Calculus, kidney
- **Stähli's** line (cornea) (pigment) — *see* Pigmentation, cornea, anterior
- **Stain**, staining
  - meconium (newborn) P96.83
  - port wine Q82.5
  - tooth, teeth (hard tissues) (extrinsic) K03.6
    - due to
      - accretions K03.6
      - deposits (betel) (black) (green) (materia alba) (orange) (soft) (tobacco) K03.6
      - metals (copper) (silver) K03.7
      - nicotine K03.6
      - pulpal bleeding K03.7
      - tobacco K03.6
    - intrinsic K00.8
- **Stammering** (*see also* Disorder, fluency) F80.81
- **Standstill**
  - auricular I45.5
  - cardiac — *see* Arrest, cardiac
  - sinoatrial I45.5
  - ventricular — *see* Arrest, cardiac

- **Stannosis** J63.5
- **Stanton's** disease — *see* Melioidosis
- **Staphylitis** (acute) (catarrhal) (chronic) (gangrenous) (membranous) (suppurative) (ulcerative) K12.2
- **Staphylococcal** scalded skin syndrome L00
- **Staphylococcemia** A41.2
- **Staphylococcus,** staphylococcal (*see also* condition)
  - as cause of disease classified elsewhere B95.8
    - aureus (methicillin susceptible) (MSSA) B95.61
      - methicillin resistant (MRSA) B95.62
  - specified NEC, as cause of disease classified elsewhere B95.7
- **Staphyloma** (sclera)
  - cornea H18.72 ☑
  - equatorial H15.81 ☑
  - localized (anterior) H15.82 ☑
  - posticum H15.83 ☑
  - ring H15.85 ☑
- **Stargardt's** disease — *see* Dystrophy, retina
- **Starvation** (inanition) (due to lack of food) T73.0 ☑
  - edema — *see* Malnutrition, severe
- **Stasis**
  - bile (noncalculus) K83.1
  - bronchus J98.09
    - with infection — *see* Bronchitis
  - cardiac — *see* Failure, heart, congestive
  - cecum K59.89
  - colon K59.89
  - dermatitis I87.2
    - with
      - varicose ulcer — *see* Varix, leg, with ulcer, with inflammation
      - varicose veins — *see* Varix, leg, with, inflammation
    - due to postthrombotic syndrome — *see* Syndrome, postthrombotic

- duodenal K31.5
- eczema — *see* Varix, leg, with, inflammation
- edema — *see* Hypertension, venous (chronic), idiopathic
- foot T69.02 ☑
- ileocecal coil K59.89
- ileum K59.89
- intestinal K59.89
- jejunum K59.89
- kidney N19
- liver (cirrhotic) K76.1
- lymphatic I89.8
- pneumonia J18.2
- pulmonary — *see* Edema, lung
- rectal K59.89
- renal N19
  - tubular N17.0
- ulcer — *see* Varix, leg, with, ulcer
  - without varicose veins (*see also* Ulcer, by site) I87.2
- urine — *see* Retention, urine
- venous I87.8

State(of)
- affective and paranoid, mixed, organic psychotic F06.8
- agitated R45.1
  - acute reaction to stress F43.0
- anxiety (neurotic) F41.1
- apprehension F41.1
- burn-out Z73.0
- climacteric, female Z78.0
  - symptomatic N95.1
- compulsive F42.8
  - mixed with obsessional thoughts F42.2

- confusional (psychogenic) F44.89
  - acute (*see also* Delirium)
    - with
      - arteriosclerotic dementia (*see also* Dementia, vascular) F01.50
        - with behavioral disturbance — *see* Dementia, vascular
      - senility or dementia F05
    - alcoholic F10.231
  - epileptic F05
  - reactive (from emotional stress, psychological trauma) F44.89
  - subacute — *see* Delirium
- convulsive — *see* Convulsions
- crisis F43.0
- depressive F32.A
  - neurotic F34.1
- dissociative F44.9
- emotional shock (stress) R45.7
- hypercoagulation — *see* Hypercoagulable
- locked-in G83.5
- menopausal Z78.0
  - symptomatic N95.1
- neurotic F48.9
  - with depersonalization F48.1
- obsessional F42.8
- oneiroid (schizophrenia-like) F23
- organic
  - hallucinatory (nonalcoholic) F06.0
  - paranoid (-hallucinatory) F06.2
- panic F41.0
- paranoid F22

- climacteric F22
- involutional F22
- menopausal F22
- organic F06.2
- senile F03 ☑
- simple F22

persistent vegetative R40.3
phobic F40.9
postleukotomy F07.0
pregnant
- gestational carrier Z33.3
- incidental Z33.1

psychogenic, twilight F44.89
psychopathic (constitutional) F60.2
psychotic, organic (*see also* Psychosis, organic)
- mixed paranoid and affective F06.8
- senile or presenile F03 ☑
- transient NEC F06.8
  - with
    - hallucinations F06.0
    - depression F06.31

residual schizophrenic F20.5
restlessness R45.1
stress (emotional) R45.7
tension (mental) F48.9
- specified NEC F48.8

transient organic psychotic NEC F06.8
- depressive type F06.31
- hallucinatory type F06.0

twilight
- epileptic F05
- psychogenic F44.89

- vegetative, persistent R40.3
- vital exhaustion Z73.0
- withdrawal, — *see* Withdrawal, state

Status (post) (*see also* Presence (of))
- absence, epileptic — *see* Epilepsy, by type, with status epilepticus
- administration of tPA (rtPA) in a different facility within the last 24 hours prior to admission to current facility Z92.82
- adrenalectomy (unilateral) (bilateral) E89.6
- anastomosis Z98.0
- angioplasty (peripheral) Z98.62
  - with implant Z95.820
  - coronary artery Z98.61
    - with implant Z95.5
- anginosus I20.9
- aortocoronary bypass Z95.1
- arthrodesis Z98.1
- artificial opening (of) Z93.9
  - gastrointestinal tract Z93.4
  - specified NEC Z93.8
  - urinary tract Z93.6
  - vagina Z93.8
- asthmaticus — *see* Asthma, by type, with status asthmaticus
- awaiting organ transplant Z76.82
- bariatric surgery Z98.84
- bed confinement Z74.01
- bleb, filtering (vitreous), after glaucoma surgery Z98.83
- breast implant Z98.82
  - removal Z98.86
- cataract extraction Z98.4 ☑
- cholecystectomy Z90.49
- clitorectomy N90.811
  - with excision of labia minora N90.812

- colectomy (complete) (partial) Z90.49
- colonization — *see* Carrier (suspected) of
- colostomy Z93.3
- combined receptor
  - negative
    - hormone receptor negative with human epidermal growth factor receptor 2 negative Z17.421
    - hormone receptor negative with human epidermal growth factor receptor 2 positive Z17.420
  - positive
    - hormone receptor positive with human epidermal growth factor receptor 2 negative Z17.411
    - hormone receptor positive with human epidermal growth factor receptor 2 positive Z17.410
- convulsivus idiopathicus — *see* Epilepsy, by type, with status epilepticus
- coronary artery angioplasty — *see* Status, angioplasty, coronary artery
- coronary artery bypass graft Z95.1
- cystectomy (urinary bladder) Z90.6
- cystostomy Z93.50
  - appendico-vesicostomy Z93.52
  - cutaneous Z93.51
  - specified NEC Z93.59
- delinquent immunization Z28.39
  - COVID-19 Z28.31 ☑
- dental Z98.818
  - crown Z98.811
  - fillings Z98.811
  - restoration Z98.811
  - sealant Z98.810
  - specified NEC Z98.818

- deployment (current) (military) Z56.82
- dialysis (hemodialysis) (peritoneal) Z99.2
- do not resuscitate (DNR) Z66
- donor — *see* Donor
- embedded fragments — *see* Retained, foreign body fragments (type of)
- embedded splinter — *see* Retained, foreign body fragments (type of)
- enterostomy Z93.4
- epileptic, epilepticus (*see also* Epilepsy, by type, with status epilepticus) G40.901
- estrogen receptor
  - negative Z17.1
  - positive Z17.0
- female genital cutting — *see* Female genital mutilation status
- female genital mutilation — *see* Female genital mutilation status
- filtering (vitreous) bleb after glaucoma surgery Z98.83
- gastrectomy (complete) (partial) Z90.3
- gastric banding Z98.84
- gastric bypass for obesity Z98.84
- gastrostomy Z93.1
- human epidermal growth factor 2 receptor
  - negative Z17.32
  - positive Z17.31
- human immunodeficiency virus (HIV) infection, asymptomatic Z21
- hysterectomy (complete) (total) Z90.710
  - partial (with remaining cervical stump) Z90.711
- ileostomy (ileal pouch) (Kock pouch) Z93.2
- implant
  - breast Z98.82

- infibulation N90.813
- intestinal bypass Z98.0
- jejunostomy Z93.4
- laryngectomy Z90.02
- lapsed immunization schedule Z28.39
- lymphaticus E32.8
- malignancy
  - castrate resistant prostate Z19.2
  - hormone resistant Z19.2
  - hormone sensitive Z19.1
- marmoratus G80.3
- mastectomy (unilateral) (bilateral) Z90.1 ☑
- military deployment status (current) Z56.82
  - in theater or in support of military war, peacekeeping and humanitarian operations Z56.82
- nephrectomy (unilateral) (bilateral) Z90.5
- nephrostomy Z93.6
- obesity surgery Z98.84
- oophorectomy
  - bilateral Z90.722
  - unilateral Z90.721
- organ replacement
  - by artificial or mechanical device or prosthesis of
    - artery Z95.828
    - bladder Z96.0
    - blood vessel Z95.828
    - breast Z97.8
    - eye globe Z97.0
    - heart Z95.812
      - valve Z95.2
    - intestine Z97.8
    - joint Z96.60

- hip — *see* Presence, hip joint implant
- knee — *see* Presence, knee joint implant
- specified site NEC Z96.698
- kidney Z97.8
- larynx Z96.3
- lens Z96.1
- limbs — *see* Presence, artificial, limb
- liver Z97.8
- lung Z97.8
- pancreas Z97.8
- by organ transplant (heterologous)(homologous) — *see* Transplant

pacemaker
- brain Z96.89
- cardiac Z95.0
- specified NEC Z96.89

pancreatectomy Z90.410
- complete Z90.410
- partial Z90.411
- total Z90.410

physical restraint Z78.1

pneumonectomy (complete) (partial) Z90.2

pneumothorax, therapeutic Z98.3

postcommotio cerebri F07.81

postoperative (postprocedural) NEC Z98.890
- breast implant Z98.82
- dental Z98.818
  - crown Z98.811
  - fillings Z98.811
  - restoration Z98.811
  - sealant Z98.810
  - specified NEC Z98.818

- uterine scar Z98.891
- pneumothorax, therapeutic Z98.3
- postpartum (routine follow-up) Z39.2
  - care immediately after delivery Z39.0
- postsurgical (postprocedural) NEC Z98.890
  - pneumothorax, therapeutic Z98.3
- pregnancy, incidental Z33.1
- progesterone receptor
  - negative Z17.22
  - positive Z17.21
- prosthesis coronary angioplasty Z95.5
- pseudophakia Z96.1
- renal dialysis (hemodialysis) (peritoneal) Z99.2
- retained foreign body — *see* Retained, foreign body fragments (type of)
- reversed jejunal transposition (for bypass) Z98.0
- salpingo-oophorectomy
  - bilateral Z90.722
  - unilateral Z90.721
- sex reassignment surgery status Z87.890
- shunt
  - arteriovenous (for dialysis) Z99.2
  - cerebrospinal fluid Z98.2
  - ventricular (communicating) (for drainage) Z98.2

- splenectomy Z90.81
- thymicolymphaticus E32.8
- thymicus E32.8
- thymolymphaticus E32.8
- thyroidectomy (hypothyroidism) E89.0
- tooth (teeth) extraction (*see also* Absence, teeth, acquired) K08.409
- tPA (rtPA) administration in a different facility within the last 24 hours prior to admission to current facility Z92.82
- tracheostomy Z93.0
- transplant — *see* Transplant
  - organ removed Z98.85
- tubal ligation Z98.51
- underimmunization Z28.39
  - COVID-19 Z28.31 ☑
    - partially vaccinated (for) Z28.311
    - unvaccinated (for) Z28.310
- ureterostomy Z93.6
- urethrostomy Z93.6
- vagina, artificial Z93.8
- vasectomy Z98.52
- ventilator Z99.11
- wheelchair confinement Z99.3

Stealing
- child problem F91.8
  - in company with others Z72.810
- pathological (compulsive) F63.2

Steam burn — *see* Burn

Steatocystoma multiplex L72.2

Steatohepatitis (nonalcoholic) (NASH) K75.81
- metabolic dysfunction-associated steatohepatitis (MASH) K75.81

Steatoma L72.3
- eyelid (cystic) — *see* Dermatosis, eyelid
  - infected — *see* Hordeolum

- **Steatorrhea** (chronic) K90.9
  - with lacteal obstruction K90.2
  - idiopathic (adult) (infantile) K90.9
  - pancreatic K90.3
  - primary K90.0
  - tropical K90.1
- **Steatosis** E88.89
  - heart — *see* Degeneration, myocardial
  - kidney N28.89
  - liver NEC K76.0
- **Steele-Richardson-Olszewski** disease or syndrome G23.1
- **Steinbrocker's** syndrome G90.89
- **Steinert's** disease G71.11
- **Stein-Leventhal** syndrome E28.2
- **Stein's** syndrome E28.2
- **STEMI** (*see also* - Infarct, myocardium, ST elevation) I21.3
- **Stenocardia** I20.89
- **Stenocephaly** Q75.8
- **Stenosis,** stenotic (cicatricial) (*see also* Stricture)
  - ampulla of Vater K83.1
  - anus, anal (canal) (sphincter) K62.4
    - and rectum K62.4
    - congenital Q42.3
      - with fistula Q42.2
  - aorta (ascending) (supraventricular) (congenital) Q25.1
    - arteriosclerotic I70.0
    - calcified I70.0
    - supravalvular Q25.3
  - aortic (valve) I35.0

- with insufficiency I35.2
- congenital Q23.0
- rheumatic I06.0
  - with
    - incompetency, insufficiency or regurgitation I06.2
      - with mitral (valve) disease I08.0
        - with tricuspid (valve) disease I08.3
    - mitral (valve) disease I08.0
      - with tricuspid (valve) disease I08.3
    - tricuspid (valve) disease I08.2
      - with mitral (valve) disease I08.3
- specified cause NEC I35.0
- syphilitic A52.03

aqueduct of Sylvius (congenital) Q03.0
- with spina bifida — *see* Spina bifida, by site, with hydrocephalus
- acquired G91.1

artery NEC (*see also* Arteriosclerosis) I77.1
- celiac (compression) I77.4
  - arteriosclerotic I70.8
  - atherosclerosis I70.8
- cerebral — *see* Occlusion, artery, cerebral
- extremities — *see* Arteriosclerosis, extremities
- precerebral — *see* Occlusion, artery, precerebral
- pulmonary (congenital) Q25.6
  - acquired I28.8
- renal I70.1
- stent
  - coronary T82.855 ☑
  - peripheral T82.856 ☑

bile duct (common) (hepatic) K83.1
- congenital Q44.3

- bladder-neck (acquired) N32.0
  - congenital Q64.31
- brain G93.89
- bronchus J98.09
  - congenital Q32.3
  - syphilitic A52.72
- cardia (stomach) K22.2
  - congenital Q39.3
- cardiovascular — *see* Disease, cardiovascular
- caudal M48.08
- cervix, cervical (canal) N88.2
  - congenital Q51.828
  - in pregnancy or childbirth — *see* Pregnancy, complicated by, abnormal cervix
- colon (*see also* Obstruction, intestine)
  - congenital Q42.9
    - specified NEC Q42.8
- colostomy K94.03
- common (bile) duct K83.1
  - congenital Q44.3
- coronary (artery) — *see* Disease, heart, ischemic, atherosclerotic
- cystic duct — *see* Obstruction, gallbladder
- due to presence of device, implant or graft (*see also* Complications, by site and type, specified NEC) T85.858 ☑
  - arterial graft NEC T82.858 ☑
  - breast (implant) T85.858 ☑
  - catheter T85.858 ☑
    - dialysis (renal) T82.858 ☑
      - intraperitoneal T85.858 ☑
    - infusion NEC T82.858 ☑
      - spinal (epidural) (subdural) T85.850 ☑
    - urinary (indwelling) T83.85 ☑

- fixation, internal (orthopedic) NEC T84.85 ☑
- gastrointestinal (bile duct) (esophagus) T85.858 ☑
- genital NEC T83.85 ☑
- heart NEC T82.857 ☑
- joint prosthesis T84.85 ☑
- ocular (corneal graft) (orbital implant) NEC T85.858 ☑
- orthopedic NEC T84.85 ☑
- specified NEC T85.858 ☑
- urinary NEC T83.85 ☑
- vascular NEC T82.858 ☑
- ventricular intracranial shunt T85.850 ☑

duodenum K31.5
- congenital Q41.0

ejaculatory duct NEC N50.89
endocervical os — *see* Stenosis, cervix
enterostomy K94.13
esophagus K22.2
- congenital Q39.3
- syphilitic A52.79
  - congenital A50.59 *[K23]*

eustachian tube — *see* Obstruction, eustachian tube
external ear canal (acquired) H61.30 ☑
- congenital Q16.1
- due to
  - inflammation H61.32 ☑
  - trauma H61.31 ☑
- postprocedural H95.81 ☑
- specified cause NEC H61.39 ☑

gallbladder — *see* Obstruction, gallbladder
glottis J38.6
heart valve (*see also* Endocarditis) I38

- aortic — *see* Stenosis, aortic
- congenital Q24.8
- mitral — *see* Stenosis, mitral
- pulmonary — *see* Stenosis, pulmonary, valve
- tricuspid — *see* Stenosis, tricuspid

hepatic duct K83.1
hymen N89.6
hypertrophic subaortic (idiopathic) I42.1
ileum (*see also* Obstruction, intestine, specified NEC) K56.699
- congenital Q41.2

infundibulum cardia Q24.3
intervertebral foramina (*see also* Lesion, biomechanical, specified NEC)
- connective tissue M99.79
  - abdomen M99.79
  - cervical region M99.71
  - cervicothoracic M99.71
  - head region M99.70
  - lumbar region M99.73
  - lumbosacral M99.73
  - occipitocervical M99.70
  - sacral region M99.74
  - sacrococcygeal M99.74
  - sacroiliac M99.74
  - specified NEC M99.79
  - thoracic region M99.72
  - thoracolumbar M99.72
- disc M99.79

- abdomen M99.79
- cervical region M99.71
- cervicothoracic M99.71
- head region M99.70
- lower extremity M99.76
- lumbar region M99.73
- lumbosacral M99.73
- occipitocervical M99.70
- pelvic M99.75
- rib cage M99.78
- sacral region M99.74
- sacrococcygeal M99.74
- sacroiliac M99.74
- specified NEC M99.79
- thoracic region M99.72
- thoracolumbar M99.72
- upper extremity M99.77

osseous M99.69

- abdomen M99.69
- cervical region M99.61
- cervicothoracic M99.61
- head region M99.60
- lower extremity M99.66
- lumbar region M99.63
- lumbosacral M99.63
- occipitocervical M99.60
- pelvic M99.65
- rib cage M99.68
- sacral region M99.64
- sacrococcygeal M99.64
- sacroiliac M99.64
- specified NEC M99.69
- thoracic region M99.62
- thoracolumbar M99.62
- upper extremity M99.67

- subluxation — *see* Stenosis, intervertebral foramina, osseous
- intestine (*see also* Obstruction, intestine)
  - congenital (small) Q41.9
    - large Q42.9
      - specified NEC Q42.8
    - specified NEC Q41.8
- jejunum (*see also* Obstruction, intestine, specified NEC) K56.699
  - congenital Q41.1
- lacrimal (passage)
  - canaliculi H04.54 ☑
  - congenital Q10.5
  - duct H04.55 ☑
  - punctum H04.56 ☑
  - sac H04.57 ☑
- lacrimonasal duct — *see* Stenosis, lacrimal, duct
  - congenital Q10.5
- larynx J38.6
  - congenital NEC Q31.8
    - subglottic Q31.1
  - syphilitic A52.73
    - congenital A50.59 *[J99]*
- mitral (chronic) (inactive) (valve) I05.0
  - with
    - aortic valve disease I08.0
    - incompetency, insufficiency or regurgitation I05.2
  - active or acute I01.1
    - with rheumatic or Sydenham's chorea I02.0
  - congenital Q23.2
  - specified cause, except rheumatic I34.2
  - syphilitic A52.03
- myocardium, myocardial (*see also* Degeneration, myocardial)

- hypertrophic subaortic (idiopathic) I42.1
- nares (anterior) (posterior) J34.89
  - congenital Q30.0
- nasal duct (*see also* Stenosis, lacrimal, duct)
  - congenital Q10.5
- nasolacrimal duct (*see also* Stenosis, lacrimal, duct)
  - congenital Q10.5
- neural canal (*see also* Lesion, biomechanical, specified NEC)
  - connective tissue M99.49
    - abdomen M99.49
    - cervical region M99.41
    - cervicothoracic M99.41
    - head region M99.40
    - lower extremity M99.46
    - lumbar region M99.43
    - lumbosacral M99.43
    - occipitocervical M99.40
    - pelvic M99.45
    - rib cage M99.48
    - sacral region M99.44
    - sacrococcygeal M99.44
    - sacroiliac M99.44
    - specified NEC M99.49
    - thoracic region M99.42
    - thoracolumbar M99.42
    - upper extremity M99.47
  - intervertebral disc M99.59

- abdomen M99.59
- cervical region M99.51
- cervicothoracic M99.51
- head region M99.50
- lower extremity M99.56
- lumbar region M99.53
- lumbosacral M99.53
- occipitocervical M99.50
- pelvic M99.55
- rib cage M99.58
- sacral region M99.54
- sacrococcygeal M99.54
- sacroiliac M99.54
- specified NEC M99.59
- thoracic region M99.52
- thoracolumbar M99.52
- upper extremity M99.57

osseous M99.39

- abdomen M99.39
- cervical region M99.31
- cervicothoracic M99.31
- head region M99.30
- lower extremity M99.36
- lumbar region M99.33
- lumbosacral M99.33
- pelvic M99.35
- rib cage M99.38
- occipitocervical M99.30
- sacral region M99.34
- sacrococcygeal M99.34
- sacroiliac M99.34
- specified NEC M99.39
- thoracic region M99.32
- thoracolumbar M99.32
- upper extremity M99.37

- subluxation M99.29
  - cervical region M99.21
  - cervicothoracic M99.21
  - head region M99.20
  - lower extremity M99.26
  - lumbar region M99.23
  - lumbosacral M99.23
  - occipitocervical M99.20
  - pelvic M99.25
  - rib cage M99.28
  - sacral region M99.24
  - sacrococcygeal M99.24
  - sacroiliac M99.24
  - specified NEC M99.29
  - thoracic region M99.22
  - thoracolumbar M99.22
  - upper extremity M99.27
- organ or site, congenital NEC — *see* Atresia, by site
- papilla of Vater K83.1
- pulmonary (artery) (congenital) Q25.6
  - with ventricular septal defect, transposition of aorta, and hypertrophy of right ventricle Q21.3
  - acquired I28.8
  - in tetralogy of Fallot Q21.3
  - infundibular Q24.3
  - subvalvular Q24.3
  - supravalvular Q25.6
  - valve I37.0
    - with insufficiency I37.2
    - congenital Q22.1
    - rheumatic I09.89
      - with aortic, mitral or tricuspid (valve) disease I08.8
  - vein, acquired I28.8
  - vessel NEC I28.8

- pulmonic (congenital) Q22.1
  - infundibular Q24.3
  - subvalvular Q24.3
- pylorus (hypertrophic) (acquired) K31.1
  - adult K31.1
  - congenital Q40.0
  - infantile Q40.0
- rectum (sphincter) — *see* Stricture, rectum
- renal artery I70.1
  - congenital Q27.1
- salivary duct (any) K11.8
- sphincter of Oddi K83.1
- spinal M48.00
  - cervical region M48.02
  - cervicothoracic region M48.03
  - lumbar region (NOS) (without neurogenic claudication) M48.061
    - with neurogenic claudication M48.062
  - lumbosacral region M48.07
  - occipito-atlanto-axial region M48.01
  - sacrococcygeal region M48.08
  - thoracic region M48.04
  - thoracolumbar region M48.05
- stent
  - vascular
    - end stent
      - adjacent to stent — *see* Arteriosclerosis
      - within the stent
        - coronary T82.855 ☑
        - peripheral T82.856 ☑
    - in stent

- coronary vessel T82.855 ☑
- peripheral vessel T82.856 ☑

stomach, hourglass K31.2
subaortic (congenital) Q24.4
- hypertrophic (idiopathic) I42.1

subglottic J38.6
- congenital Q31.1
- postprocedural J95.5

trachea J39.8
- congenital Q32.1
- syphilitic A52.73
- tuberculous NEC A15.5

tracheostomy J95.03
tricuspid (valve) I07.0
- with
  - aortic (valve) disease I08.2
  - incompetency, insufficiency or regurgitation I07.2
    - with aortic (valve) disease I08.2
      - with mitral (valve) disease I08.3
  - mitral (valve) disease I08.1
    - with aortic (valve) disease I08.3
- congenital Q22.4
- nonrheumatic I36.0
  - with insufficiency I36.2

tubal N97.1
ureter — *see* Atresia, ureter
ureteropelvic junction, congenital Q62.11
ureterovesical orifice, congenital Q62.12
urethra (valve) (*see also* Stricture, urethra)
- congenital Q64.32

urinary meatus, congenital Q64.33
vagina N89.5

- congenital Q52.4
- in pregnancy — *see* Pregnancy, complicated by, abnormal vagina
  - causing obstructed labor O65.5
- valve (cardiac) (heart) (*see also* Endocarditis) I38
  - congenital Q24.8
    - aortic Q23.0
    - mitral Q23.2
    - pulmonary Q22.1
    - tricuspid Q22.4
- vena cava (inferior) (superior) I87.1
  - congenital Q26.0
- vesicourethral orifice Q64.31
- vulva N90.5

Stent jail T82.897 ☑

Stercolith (impaction) K56.41
- appendix K38.1

Stercoraceous, stercoral ulcer K63.3
- anus or rectum K62.6

Stereotypies NEC F98.4

Sterility — *see* Infertility

Sterilization — *see* Encounter (for), sterilization

Sternalgia — *see* Angina

Sternopagus Q89.4

Sternum bifidum Q76.7

Steroid
- effects (adverse) (adrenocortical) (iatrogenic)
  - cushingoid E24.2
    - correct substance properly administered — *see* Table of Drugs and Chemicals, by drug, adverse effect
    - overdose or wrong substance given or taken — *see* Table of Drugs and Chemicals, by drug, poisoning
  - diabetes — *see* category E09 ☑
    - correct substance properly administered — *see* Table of Drugs and Chemicals, by drug, adverse effect
    - overdose or wrong substance given or taken — *see* Table of Drugs and Chemicals, by drug, poisoning

- fever R50.2
- insufficiency E27.3
  - correct substance properly administered — *see* Table of Drugs and Chemicals, by drug, adverse effect
  - overdose or wrong substance given or taken — *see* Table of Drugs and Chemicals, by drug, poisoning
- responder H40.04 ☑

Stevens-Johnson disease or syndrome L51.1
- toxic epidermal necrolysis overlap L51.3

Stewart-Morel syndrome M85.2

Sticker's disease B08.3

Sticky eye — *see* Conjunctivitis, acute, mucopurulent

Stieda's disease — *see* Bursitis, tibial collateral

Stiff neck — *see* Torticollis

Stiff-man syndrome G25.82

Stiffness, joint NEC M25.60
- ankle M25.67 ☑
- ankylosis — *see* Ankylosis, joint
- contracture — *see* Contraction, joint
- elbow M25.62 ☑
- foot M25.67 ☑
- hand M25.64 ☑
- hip M25.65 ☑
- knee M25.66 ☑
- shoulder M25.61 ☑
- specified site NEC M25.69
- wrist M25.63 ☑

Stigmata congenital syphilis A50.59

Stillbirth P95

Still-Felty syndrome — *see* Felty's syndrome

Still's disease or syndrome (juvenile) M08.20

- adult-onset M06.1
- ankle M08.27 ☑
- elbow M08.22 ☑
- foot joint M08.27 ☑
- hand joint M08.24 ☑
- hip M08.25 ☑
- knee M08.26 ☑
- multiple site M08.29
- shoulder M08.21 ☑
- specified site NEC M08.2A
- vertebra M08.28
- wrist M08.23 ☑

Stimulation, ovary E28.1

Sting (venomous) (with allergic or anaphylactic shock) — *see* Table of Drugs and Chemicals, by animal or substance, poisoning

Stippled epiphyses Q78.8

Stitch

- abscess T81.41 ☑
- burst (in operation wound) — *see* Disruption, wound, operation

Stokes-Adams disease or syndrome I45.9

Stokes' disease E05.00

- with thyroid storm E05.01

Stokvis (-Talma) disease D74.8

Stoma malfunction

- colostomy K94.03
- enterostomy K94.13
- gastrostomy K94.23
- ileostomy K94.13
- tracheostomy J95.03

Stomach — *see* condition

Stomatitis (denture) (ulcerative) K12.1

- angular K13.0

- due to dietary or vitamin deficiency E53.0
- aphthous K12.0
- bovine B08.61
- candidal B37.0
- catarrhal K12.1
- diphtheritic A36.89
- due to
  - dietary deficiency E53.0
  - thrush B37.0
  - vitamin deficiency
    - B group NEC E53.9
    - B2 (riboflavin) E53.0
- epidemic B08.8
- epizootic B08.8
- follicular K12.1
- gangrenous A69.0
- Geotrichum B48.3
- herpesviral, herpetic B00.2
- herpetiformis K12.0
- malignant K12.1
- membranous acute K12.1
- monilial B37.0
- mycotic B37.0
- necrotizing ulcerative A69.0
- parasitic B37.0
- septic K12.1
- spirochetal A69.1
- suppurative (acute) K12.2
- ulceromembranous A69.1
- vesicular K12.1

- with exanthem (enteroviral) B08.4
- virus disease A93.8
- Vincent's A69.1

Stomatocytosis D58.8

Stomatomycosis B37.0

Stomatorrhagia K13.79

Stone(s) (*see also* Calculus)

- bladder (diverticulum) N21.0
- cystine E72.09
- heart syndrome I50.1
- kidney N20.0
- prostate N42.0
- pulpal (dental) K04.2
- renal N20.0
- salivary gland or duct (any) K11.5
- urethra (impacted) N21.1
- urinary (duct) (impacted) (passage) N20.9
  - bladder (diverticulum) N21.0
  - lower tract N21.9
  - specified NEC N21.8
- xanthine E79.82 *[N22]*

Stonecutter's lung J62.8

Stonemason's asthma, disease, lung or pneumoconiosis J62.8

Stoppage

- heart — *see* Arrest, cardiac
- urine — *see* Retention, urine

Storm, thyroid — *see* Thyrotoxicosis

Strabismus (congenital) (nonparalytic) H50.9

- concomitant H50.40
  - convergent — *see* Strabismus, convergent concomitant
  - divergent — *see* Strabismus, divergent concomitant
- convergent concomitant H50.00

- accommodative component H50.43
- alternating H50.05
  - with
    - A pattern H50.06
    - specified nonconcomitances NEC H50.08
    - V pattern H50.07
- monocular H50.01 ☑
  - with
    - A pattern H50.02 ☑
    - specified nonconcomitances NEC H50.04 ☑
    - V pattern H50.03 ☑
  - intermittent H50.31 ☑
    - alternating H50.32
- cyclotropia H50.41 ☑
- divergent concomitant H50.10
  - alternating H50.15
    - with
      - A pattern H50.16
      - specified noncomitances NEC H50.18
      - V pattern H50.17
  - monocular H50.11 ☑
    - with
      - A pattern H50.12 ☑
      - specified noncomitances NEC H50.14 ☑
      - V pattern H50.13 ☑
    - intermittent H50.33 ☑
      - alternating H50.34
- Duane's syndrome H50.81 ☑
- due to adhesions, scars H50.69
- heterophoria H50.50

- alternating H50.55
- cyclophoria H50.54
- esophoria H50.51
- exophoria H50.52
- vertical H50.53

heterotropia H50.40
- intermittent H50.30

hypertropia H50.2 ☑
hypotropia — *see* Hypertropia
latent H50.50
mechanical H50.60
- Brown's sheath syndrome H50.61 ☑
- specified type NEC H50.69

monofixation syndrome H50.42
paralytic H49.9
- abducens nerve H49.2 ☑
- fourth nerve H49.1 ☑
- Kearns-Sayre syndrome H49.81 ☑
- ophthalmoplegia (external)
  - progressive H49.4 ☑
    - with pigmentary retinopathy H49.81 ☑
  - total H49.3 ☑
- sixth nerve H49.2 ☑
- specified type NEC H49.88 ☑
- third nerve H49.0 ☑
- trochlear nerve H49.1 ☑

specified type NEC H50.89
vertical H50.2 ☑

Strain

- back S39.012 ☑
- cervical S16.1 ☑
- eye NEC — *see* Disturbance, vision, subjective
- heart — *see* Disease, heart
- low back S39.012 ☑
- mental NOS Z73.3
  - work-related Z56.6
- muscle (tendon) — *see* Injury, muscle, by site, strain
- neck S16.1 ☑
- postural (*see also* Disorder, soft tissue, due to use)
- physical NOS Z73.3
  - work-related Z56.6
- psychological NEC Z73.3
- tendon — *see* Injury, muscle, by site, strain

Straining, on urination R39.16

Strand, vitreous — *see* Opacity, vitreous, membranes and strands

Strangulation, strangulated (*see also* Asphyxia, traumatic)

- appendix K38.8
- bladder-neck N32.0
- bowel or colon K56.2
- food or foreign body — *see* Foreign body, by site
- hemorrhoids — *see* Hemorrhoids, with complication
- hernia (*see also* Hernia, by site, with obstruction)
  - with gangrene — *see* Hernia, by site, with gangrene
- intestine (large) (small) K56.2
  - with hernia (*see also* Hernia, by site, with obstruction)
    - with gangrene — *see* Hernia, by site, with gangrene

- mesentery K56.2
- mucus — *see* Asphyxia, mucus
- omentum K56.2
- organ or site, congenital NEC — *see* Atresia, by site
- ovary — *see* Torsion, ovary
- penis N48.89
  - foreign body T19.4 ☑
- rupture — *see* Hernia, by site, with obstruction
- stomach due to hernia (*see also* Hernia, by site, with obstruction)
  - with gangrene — *see* Hernia, by site, with gangrene
- vesicourethral orifice N32.0

Strangury R30.0

Straw itch B88.09

Strawberry
- gallbladder K82.4
- mark Q82.5
- tongue (red) (white) K14.3

Streak(s)
- macula, angioid H35.33
- ovarian Q50.32

Strephosymbolia F81.0
- secondary to organic lesion R48.8

Streptobacillary fever A25.1

Streptobacillosis A25.1

Streptobacillus moniliformis A25.1

Streptococcus, streptococcal (*see also* condition)
- as cause of disease classified elsewhere B95.5
- group
  - A, as cause of disease classified elsewhere B95.0
  - B, as cause of disease classified elsewhere B95.1
  - D, as cause of disease classified elsewhere B95.2

- pneumoniae, as cause of disease classified elsewhere B95.3
- specified NEC, as cause of disease classified elsewhere B95.4

Streptomycosis B47.1

Streptotrichosis A48.8

Stress F43.9
- family — *see* Disruption, family
- fetal P84
  - complicating pregnancy O77.9
    - due to drug administration O77.1
- mental NEC Z73.3
  - work-related Z56.6
- physical NEC Z73.3
  - work-related Z56.6
- polycythemia D75.1
- reaction (*see also* Reaction, stress) F43.9
- workplace Z56.6
- work schedule Z56.3

Stretching, nerve — *see* Injury, nerve

Striae albicantes, atrophicae or distensae (cutis) L90.6

Stricture (*see also* Stenosis)
- ampulla of Vater K83.1
- anus (sphincter) K62.4
  - congenital Q42.3
    - with fistula Q42.2
  - infantile Q42.3
    - with fistula Q42.2
- aorta (ascending) (congenital) Q25.1
  - arteriosclerotic I70.0
  - calcified I70.0
  - supravalvular, congenital Q25.3
- aortic (valve) — *see* Stenosis, aortic
- aqueduct of Sylvius (congenital) Q03.0

- with spina bifida — *see* Spina bifida, by site, with hydrocephalus
- acquired G91.1

- artery I77.1
  - basilar — *see* Occlusion, artery, basilar
  - carotid — *see* Occlusion, artery, carotid
  - celiac (compression) I77.4
    - arteriosclerotic I70.8
    - atherosclerosis I70.8
  - congenital (peripheral) Q27.8
    - cerebral Q28.3
    - coronary Q24.5
    - digestive system Q27.8
    - lower limb Q27.8
    - retinal Q14.1
    - specified site NEC Q27.8
    - umbilical Q27.0
    - upper limb Q27.8
  - coronary — *see* Disease, heart, ischemic, atherosclerotic
    - congenital Q24.5
  - precerebral — *see* Occlusion, artery, precerebral
  - pulmonary (congenital) Q25.6
    - acquired I28.8
  - renal I70.1
  - vertebral — *see* Occlusion, artery, vertebral
- auditory canal (external) (congenital)
  - acquired — *see* Stenosis, external ear canal
- bile duct (common) (hepatic) K83.1
  - congenital Q44.3
  - postoperative K91.89
- bladder N32.89
  - neck N32.0

- bowel — *see* Obstruction, intestine
- brain G93.89
- bronchus J98.09
  - congenital Q32.3
  - syphilitic A52.72
- cardia (stomach) K22.2
  - congenital Q39.3
- cardiac (*see also* Disease, heart)
  - orifice (stomach) K22.2
- cecum — *see* Obstruction, intestine
- cervix, cervical (canal) N88.2
  - congenital Q51.828
  - in pregnancy — *see* Pregnancy, complicated by, abnormal cervix
    - causing obstructed labor O65.5
- colon (*see also* Obstruction, intestine)
  - congenital Q42.9
    - specified NEC Q42.8
- colostomy K94.03
- common (bile) duct K83.1
- coronary (artery) — *see* Disease, heart, ischemic, atherosclerotic
- cystic duct — *see* Obstruction, gallbladder
- digestive organs NEC, congenital Q45.8
- duodenum K31.5
  - congenital Q41.0
- ear canal (external) (congenital) Q16.1
  - acquired — *see* Stricture, auditory canal, acquired
- ejaculatory duct N50.89
- enterostomy K94.13
- esophagus K22.2
  - congenital Q39.3
  - syphilitic A52.79
    - congenital A50.59 *[K23]*

- eustachian tube (*see also* Obstruction, eustachian tube)
  - congenital Q17.8
- fallopian tube N97.1
  - gonococcal A54.24
  - tuberculous A18.17
- gallbladder — *see* Obstruction, gallbladder
- glottis J38.6
- heart (*see also* Disease, heart)
  - valve (*see also* Endocarditis) I38
    - aortic Q23.0
    - mitral Q23.2
    - pulmonary Q22.1
    - tricuspid Q22.4
- hepatic duct K83.1
- hourglass, of stomach K31.2
- hymen N89.6
- hypopharynx J39.2
- ileum (*see also* Obstruction, intestine, specified NEC) K56.699
  - congenital Q41.2
- intestine (*see also* Obstruction, intestine)
  - congenital (small) Q41.9
    - large Q42.9
      - specified NEC Q42.8
    - specified NEC Q41.8
  - ischemic K55.1
- jejunum (*see also* Obstruction, intestine, specified NEC) K56.699
  - congenital Q41.1
- lacrimal passages (*see also* Stenosis, lacrimal)
  - congenital Q10.5
- larynx J38.6
  - congenital NEC Q31.8
    - subglottic Q31.1

- syphilitic A52.73
  - congenital A50.59 *[J99]*
- meatus
  - ear (congenital) Q16.1
    - acquired — *see* Stricture, auditory canal, acquired
  - osseous (ear) (congenital) Q16.1
    - acquired — *see* Stricture, auditory canal, acquired
  - urinarius (*see also* Stricture, urethra)
    - congenital Q64.33
- mitral (valve) — *see* Stenosis, mitral
- myocardium, myocardial I51.5
  - hypertrophic subaortic (idiopathic) I42.1
- nares (anterior) (posterior) J34.89
  - congenital Q30.0
- nasal duct (*see also* Stenosis, lacrimal, duct)
  - congenital Q10.5
- nasolacrimal duct (*see also* Stenosis, lacrimal, duct)
  - congenital Q10.5
- nasopharynx J39.2
  - syphilitic A52.73
- nose J34.89
  - congenital Q30.0
- nostril (anterior) (posterior) J34.89
  - congenital Q30.0
  - syphilitic A52.73
    - congenital A50.59 *[J99]*
- organ or site, congenital NEC — *see* Atresia, by site
- os uteri — *see* Stricture, cervix
- osseous meatus (ear) (congenital) Q16.1
  - acquired — *see* Stricture, auditory canal, acquired

- oviduct — *see* Stricture, fallopian tube
- pelviureteric junction (congenital) Q62.11
  - acquired, with hydronephrosis N13.0
- penis, by foreign body T19.4 ☑
- pharynx J39.2
- prostate N42.89
- pulmonary, pulmonic
  - artery (congenital) Q25.6
    - acquired I28.8
    - noncongenital I28.8
  - infundibulum (congenital) Q24.3
  - valve I37.0
    - congenital Q22.1
  - vein, acquired I28.8
  - vessel NEC I28.8
- punctum lacrimale (*see also* Stenosis, lacrimal, punctum)
  - congenital Q10.5
- pylorus (hypertrophic) K31.1
  - adult K31.1
  - congenital Q40.0
  - infantile Q40.0
- rectosigmoid (*see also* Obstruction, intestine, specified NEC) K56.699
- rectum (sphincter) K62.4
  - congenital Q42.1
    - with fistula Q42.0
  - due to
    - chlamydial lymphogranuloma A55
    - irradiation K91.89
    - lymphogranuloma venereum A55
  - gonococcal A54.6
  - inflammatory (chlamydial) A55
  - syphilitic A52.74
  - tuberculous A18.32

- renal artery I70.1
  - congenital Q27.1
- salivary duct or gland (any) K11.8
- sigmoid (flexure) — *see* Obstruction, intestine
- spermatic cord N50.89
- stoma (following) (of)
  - colostomy K94.03
  - enterostomy K94.13
  - gastrostomy K94.23
  - ileostomy K94.13
  - tracheostomy J95.03
- stomach K31.89
  - congenital Q40.2
  - hourglass K31.2
- subaortic Q24.4
  - hypertrophic (acquired) (idiopathic) I42.1
- subglottic J38.6
- syphilitic NEC A52.79
- trachea J39.8
  - congenital Q32.1
  - syphilitic A52.73
  - tuberculous NEC A15.5
- tracheostomy J95.03
- tricuspid (valve) — *see* Stenosis, tricuspid
- tunica vaginalis N50.89
- ureter (postoperative) N13.5
  - with
    - hydronephrosis N13.1
      - with infection N13.6
    - pyelonephritis (chronic) N11.1

- congenital — *see* Atresia, ureter
- tuberculous A18.11

ureteropelvic junction (congenital) Q62.11
- acquired, with hydronephrosis N13.0

ureterovesical orifice N13.5
- with infection N13.6

urethra (organic) (spasmodic) (*see also* Stricture, urethra, male) N35.919
- associated with schistosomiasis B65.0 *[N37]*
- congenital Q64.39
  - valvular (posterior) Q64.2
- due to
  - infection — *see* Stricture, urethra, postinfective
  - trauma — *see* Stricture, urethra, post-traumatic
- female N35.92
- gonococcal, gonorrheal A54.01
- infective NEC — *see* Stricture, urethra, postinfective
- late effect (sequelae) of injury — *see* Stricture, urethra, post-traumatic
- male N35.919
  - anterior urethra N35.914
  - bulbous urethra N35.912
  - meatal N35.911
  - membranous urethra N35.913
  - overlapping sites N35.916
- postcatheterization — *see* Stricture, urethra, postprocedural
- postinfective NEC
  - female N35.12
  - male N35.119
    - anterior urethra N35.114
    - bulbous urethra N35.112
    - meatal N35.111
    - membranous urethra N35.113
    - overlapping sites N35.116

- postobstetric N35.021
- postoperative — *see* Stricture, urethra, postprocedural
- postprocedural
  - female N99.12
  - male N99.114
    - anterior bulbous urethra N99.113
    - bulbous urethra N99.111
    - fossa navicularis N99.115
    - meatal N99.110
    - membranous urethra N99.112
    - overlapping sites N99.116
- post-traumatic
  - female N35.028
    - due to childbirth N35.021
  - male N35.014
    - anterior urethra N35.013
    - bulbous urethra N35.011
    - meatal N35.010
    - membranous urethra N35.012
    - overlapping sites N35.016
- sequela (late effect) of
  - childbirth N35.021
  - injury — *see* Stricture, urethra, post-traumatic
- specified cause NEC
  - female N35.82
  - male N35.819
    - anterior urethra N35.814
    - bulbous urethra N35.812
    - meatal N35.811
    - membranous urethra N35.813
    - overlapping sites N35.816

- syphilitic A52.76
- traumatic — *see* Stricture, urethra, post-traumatic
- valvular (posterior), congenital Q64.2

urinary meatus — *see* Stricture, urethra
uterus, uterine (synechiae) N85.6
- os (external) (internal) — *see* Stricture, cervix

vagina (outlet) — *see* Stenosis, vagina
valve (cardiac) (heart) (*see also* Endocarditis)
- congenital
  - aortic Q23.0
  - mitral Q23.2
  - pulmonary Q22.1
  - tricuspid Q22.4

vas deferens N50.89
- congenital Q55.4

vein I87.1
vena cava (inferior) (superior) NEC I87.1
- congenital Q26.0

vesicourethral orifice N32.0
- congenital Q64.31

vulva (acquired) N90.5

Stridor R06.1
- congenital (larynx) P28.89

Stridulous — *see* condition
Stroke (apoplectic) (brain) (ischemic) (paralytic) I63.9
- cerebral, perinatal P91.82 ☑
- cerebrovascular (ischemic) I63.9
  - chronic (old) (remote) (imaging) (without sequelae) Z86.73
    - with residual defects — *see* Sequelae, disease, cerebrovascular
  - embolic I63. ☑
  - thrombolic I63. ☑

- cryptogenic (*see also* infarction, cerebral) I63.9
- epileptic — *see* Epilepsy
- heat T67.01 ☑
  - exertional T67.02 ☑
  - specified NEC T67.09 ☑
- in evolution I63.9
- intraoperative
  - during cardiac surgery I97.810
  - during other surgery I97.811
- ischemic, perinatal arterial P91.82 ☑
- lightning — *see* Lightning
- meaning
  - cerebral hemorrhage - code to Hemorrhage, intracranial
  - cerebral infarction - code to Infarction, cerebral
- neonatal P91.82 ☑
- postprocedural
  - following cardiac surgery I97.820
  - following other surgery I97.821
- sun T67.01 ☑
  - specified NEC T67.09 ☑
- unspecified (NOS) I63.9

Stromatosis, endometrial D39.0

Strongyloidiasis, strongyloidosis B78.9

- cutaneous B78.1
- disseminated B78.7
- intestinal B78.0

Strophulus pruriginosus L28.2

Struck by lightning — *see* Lightning

Struma (*see also* Goiter)

- Hashimoto E06.3
- lymphomatosa E06.3
- nodosa (simplex) E04.9

- endemic E01.2
  - multinodular E01.1
- multinodular E04.2
  - iodine-deficiency related E01.1
- toxic or with hyperthyroidism E05.20
  - with thyroid storm E05.21
  - multinodular E05.20
    - with thyroid storm E05.21
  - uninodular E05.10
    - with thyroid storm E05.11
- toxicosa E05.20
  - with thyroid storm E05.21
  - multinodular E05.20
    - with thyroid storm E05.21
  - uninodular E05.10
    - with thyroid storm E05.11
- uninodular E04.1
- ovarii D27. ☑
- Riedel's E06.5

Strumipriva cachexia E03.4

Strümpell-Marie spine — *see* Spondylitis, ankylosing

Strümpell-Westphal pseudosclerosis E83.01

Stuart deficiency disease (factor X) D68.2

Stuart-Prower factor deficiency (factor X) D68.2

Student's elbow — *see* Bursitis, elbow, olecranon

Stump — *see* Amputation

Stunting, nutritional E45

Stupor (catatonic) R40.1

- depressive (single episode) F32.89
  - recurrent episode F33.8

- dissociative F44.2
- manic F30.2
- manic-depressive F31.89
- psychogenic (anergic) F44.2
- reaction to exceptional stress (transient) F43.0

Sturge (-Weber) (-Dimitri) (-Kalischer) disease or syndrome Q85.89

Stuttering F80.81
- adult onset F98.5
- childhood onset F80.81
- following cerebrovascular disease — *see* Disorder, fluency. following cerebrovascular disease
- in conditions classified elsewhere R47.82

Sty, stye (external) (internal) (meibomian) (zeisian) — *see* Hordeolum

Subacidity, gastric K31.89
- psychogenic F45.8

Subacute — *see* condition

Subarachnoid — *see* condition

Subcortical — *see* condition

Subcostal syndrome, nerve compression — *see* Mononeuropathy, upper limb, specified site NEC

Subcutaneous, subcuticular — *see* condition

Subdural — *see* condition

Subendocardium — *see* condition

Subependymoma
- specified site — *see* Neoplasm, uncertain behavior, by site
- unspecified site D43.2

Suberosis J67.3

Subglossitis — *see* Glossitis

Subhemophilia D66

Subinvolution
- breast (postlactational) (postpuerperal) N64.89
- puerperal O90.89
- uterus (chronic) (nonpuerperal) N85.3

- puerperal O90.89

Sublingual — *see* condition

Sublinguitis — *see* Sialoadenitis

Subluxatable hip Q65.6

Subluxation (*see also* Dislocation)

- acromioclavicular S43.11 ☑
- ankle S93.0 ☑
- atlantoaxial, recurrent M43.4
  - with myelopathy M43.3
- carpometacarpal (joint) NEC S63.05 ☑
  - thumb S63.04 ☑
- complex, vertebral — *see* Complex, subluxation
- congenital (*see also* Malposition, congenital)
  - hip — *see* Dislocation, hip, congenital, partial
  - joint (excluding hip)
    - lower limb Q68.8
    - shoulder Q68.8
    - upper limb Q68.8
- elbow (traumatic) S53.10 ☑
  - anterior S53.11 ☑
  - lateral S53.14 ☑
  - medial S53.13 ☑
  - posterior S53.12 ☑
  - specified type NEC S53.19 ☑
- finger S63.20 ☑
  - index S63.20 ☑
  - interphalangeal S63.22 ☑
    - distal S63.24 ☑

- index S63.24 ☑
- little S63.24 ☑
- middle S63.24 ☑
- ring S63.24 ☑
- index S63.22 ☑
- little S63.22 ☑
- middle S63.22 ☑
- proximal S63.23 ☑
- index S63.23 ☑
- little S63.23 ☑
- middle S63.23 ☑
- ring S63.23 ☑
- ring S63.22 ☑
- little S63.20 ☑
- metacarpophalangeal S63.21 ☑
- index S63.21 ☑
- little S63.21 ☑
- middle S63.21 ☑
- ring S63.21 ☑
- middle S63.20 ☑
- ring S63.20 ☑

foot S93.30 ☑

- specified site NEC S93.33 ☑
- tarsal joint S93.31 ☑
- tarsometatarsal joint S93.32 ☑
- toe — *see* Subluxation, toe

hip S73.00 ☑

- anterior S73.03 ☑
- obturator S73.02 ☑
- central S73.04 ☑
- posterior S73.01 ☑

interphalangeal (joint)

- finger S63.22 ☑
  - distal joint S63.24 ☑
    - index S63.24 ☑
    - little S63.24 ☑
    - middle S63.24 ☑
    - ring S63.24 ☑
  - index S63.22 ☑
  - little S63.22 ☑
  - middle S63.22 ☑
  - proximal joint S63.23 ☑
    - index S63.23 ☑
    - little S63.23 ☑
    - middle S63.23 ☑
    - ring S63.23 ☑
  - ring S63.22 ☑
- thumb S63.12 ☑
- toe S93.13 ☑
  - great S93.13 ☑
  - lesser S93.13 ☑

joint prosthesis — *see* Complications, joint prosthesis, mechanical, displacement, by site

knee S83.10 ☑
- cap — *see* Subluxation, patella
- patella — *see* Subluxation, patella
- proximal tibia
  - anteriorly S83.11 ☑
  - laterally S83.14 ☑
  - medially S83.13 ☑
  - posteriorly S83.12 ☑
- specified type NEC S83.19 ☑

- lens — *see* Dislocation, lens, partial
- ligament, traumatic — *see* Sprain, by site
- metacarpal (bone)
  - proximal end S63.06 ☑
- metacarpophalangeal (joint)
  - finger S63.21 ☑
    - index S63.21 ☑
    - little S63.21 ☑
    - middle S63.21 ☑
    - ring S63.21 ☑
  - thumb S63.11 ☑
- metatarsophalangeal joint S93.14 ☑
  - great toe S93.14 ☑
  - lesser toe S93.14 ☑
- midcarpal (joint) S63.03 ☑
- patella S83.00 ☑
  - lateral S83.01 ☑
  - recurrent (nontraumatic) — *see* Dislocation, patella, recurrent, incomplete
  - specified type NEC S83.09 ☑
- pathological — *see* Dislocation, pathological
- radial head S53.00 ☑
  - anterior S53.01 ☑
  - nursemaid's elbow S53.03 ☑
  - posterior S53.02 ☑
  - specified type NEC S53.09 ☑
- radiocarpal (joint) S63.02 ☑
- radioulnar (joint)
  - distal S63.01 ☑
  - proximal — *see* Subluxation, elbow
- shoulder

- congenital Q68.8
- girdle S43.30 ☑
  - scapula S43.31 ☑
  - specified site NEC S43.39 ☑
- traumatic S43.00 ☑
  - anterior S43.01 ☑
  - inferior S43.03 ☑
  - posterior S43.02 ☑
  - specified type NEC S43.08 ☑
- sternoclavicular (joint) S43.20 ☑
  - anterior S43.21 ☑
  - posterior S43.22 ☑
- symphysis (pubis) (*see also* Dislocation, symphysis pubis)
- thumb S63.103 ☑
  - interphalangeal joint — *see* Subluxation, interphalangeal (joint), thumb
  - metacarpophalangeal joint — *see* Subluxation, metacarpophalangeal (joint), thumb
- toe(s) S93.10 ☑
  - great S93.10 ☑
    - interphalangeal joint S93.13 ☑
    - metatarsophalangeal joint S93.14 ☑
  - interphalangeal joint S93.13 ☑
  - lesser S93.10 ☑
    - interphalangeal joint S93.13 ☑
    - metatarsophalangeal joint S93.14 ☑
  - metatarsophalangeal joint S93.149 ☑
- ulnohumeral joint — *see* Subluxation, elbow
- vertebral
  - recurrent NEC — *see* subcategory M43.5 ☑
  - traumatic
    - cervical S13.100 ☑

- atlantoaxial joint S13.120 ☑
- atlantooccipital joint S13.110 ☑
- atloidooccipital joint S13.110 ☑
- joint between
  - C0 and C1 S13.110 ☑
  - C1 and C2 S13.120 ☑
  - C2 and C3 S13.130 ☑
  - C3 and C4 S13.140 ☑
  - C4 and C5 S13.150 ☑
  - C5 and C6 S13.160 ☑
  - C6 and C7 S13.170 ☑
  - C7 and T1 S13.180 ☑
- occipitoatloid joint S13.110 ☑

- lumbar S33.100 ☑
  - joint between
    - L1 and L2 S33.110 ☑
    - L2 and L3 S33.120 ☑
    - L3 and L4 S33.130 ☑
    - L4 and L5 S33.140 ☑

- thoracic S23.100 ☑
  - joint between
    - T1 and T2 S23.110 ☑
    - T2 and T3 S23.120 ☑
    - T3 and T4 S23.122 ☑
    - T4 and T5 S23.130 ☑
    - T5 and T6 S23.132 ☑
    - T6 and T7 S23.140 ☑
    - T7 and T8 S23.142 ☑
    - T8 and T9 S23.150 ☑
    - T9 and T10 S23.152 ☑
    - T10 and T11 S23.160 ☑
    - T11 and T12 S23.162 ☑
    - T12 and L1 S23.170 ☑

- ulna
  - distal end S63.07 ☑
  - proximal end — *see* Subluxation, elbow
- wrist (carpal bone) S63.00 ☑
  - carpometacarpal joint — *see* Subluxation, carpometacarpal (joint)
  - distal radioulnar joint — *see* Subluxation, radioulnar (joint), distal
  - metacarpal bone, proximal — *see* Subluxation, metacarpal (bone), proximal end
  - midcarpal — *see* Subluxation, midcarpal (joint)
  - radiocarpal joint — *see* Subluxation, radiocarpal (joint)
  - recurrent — *see* Dislocation, recurrent, wrist
  - specified site NEC S63.09 ☑
  - ulna — *see* Subluxation, ulna, distal end

Submaxillary — *see* condition
Submersion (fatal) (nonfatal) T75.1 ☑
Submucous — *see* condition
Subnormal, subnormality
- accommodation (old age) H52.4
- mental — *see* Disability, intellectual
- temperature (accidental) T68 ☑

Subphrenic — *see* condition
Subscapular nerve — *see* condition
Subseptus uterus Q51.28
Subsiding appendicitis K36
Substance (other psychoactive)-induced
- anxiety disorder F19.980
- bipolar and related disorder F19.94
- delirium F19.921
- depressive disorder F19.94
- major neurocognitive disorder F19.97
- mild neurocognitive disorder F19.988
- obsessive-compulsive and related disorder F19.988
- psychotic disorder F19.959
- sexual dysfunction F19.981
- sleep disorder F19.982

- **Substernal** thyroid E04.9
  - congenital Q89.2
- **Substitution** disorder F44.9
- **Subtentorial** — *see* condition
- **Subthyroidism** (acquired) (*see also* Hypothyroidism)
  - congenital E03.1
- **Succenturiate** placenta O43.19 ☑
- **Sucking** thumb, child (excessive) F98.8
- **Sudamen**, sudamina L74.1
- **Sudanese** kala-azar B55.0
- **Sudden**
  - heart failure — *see* Failure, heart
  - hearing loss — *see* Deafness, sudden
- **Sudden** infant death syndrome (SIDS) R99
- **Sudeck's** atrophy, disease, or syndrome — *see* Algoneurodystrophy
- **Suffocation** — *see* Asphyxia, traumatic
- **Sugar**
  - blood
    - high (transient) R73.9
    - low (transient) E16.2
  - in urine R81
- **Suicide**, suicidal (attempted) T14.91 ☑
  - by poisoning — *see* Table of Drugs and Chemicals
  - history of (personal) Z91.51
    - in family Z81.8
  - ideation — *see* Ideation, suicidal
  - risk
    - meaning personal history of attempted suicide Z91.51
    - meaning suicidal ideation — *see* Ideation, suicidal
  - tendencies
    - meaning personal history of attempted suicide Z91.51
    - meaning suicidal ideation — *see* Ideation, suicidal

- trauma — *see* nature of injury by site

Suipestifer infection — *see* Infection, salmonella

Sulfhemoglobinemia, sulphemoglobinemia (acquired) (with methemoglobinemia) D74.8

Sumatran mite fever A75.3

Summer — *see* condition

Sunburn L55.9

- due to
  - tanning bed (acute) L56.8
    - chronic L57.8
  - ultraviolet radiation (acute) L56.8
    - chronic L57.8
- first degree L55.0
- second degree L55.1
- third degree L55.2

SUNCT (short lasting unilateral neuralgiform headache with conjunctival injection and tearing) G44.059

- intractable G44.051
- not intractable G44.059

Sundowning F05

Sunken acetabulum — *see* Derangement, joint, specified type NEC, hip

Sunstroke T67.01 ☑

- specified NEC T67.09 ☑

Superfecundation — *see* Pregnancy, multiple

Superfetation — *see* Pregnancy, multiple

Superinvolution (uterus) N85.8

Supernumerary (congenital)

- aortic cusps Q23.88
- auditory ossicles Q16.3
- bone Q79.8
- breast Q83.1
- carpal bones Q74.0
- cusps, heart valve NEC Q24.8

- aortic Q23.88
- mitral Q23.2
- pulmonary Q22.3

digit(s) Q69.9
ear (lobule) Q17.0
fallopian tube Q50.6
finger Q69.0
hymen Q52.4
kidney Q63.0
lacrimonasal duct Q10.6
lobule (ear) Q17.0
mitral cusps Q23.2
muscle Q79.8
nipple(s) Q83.3
organ or site not listed — *see* Accessory
ossicles, auditory Q16.3
ovary Q50.31
oviduct Q50.6
pulmonary, pulmonic cusps Q22.3
rib Q76.6
- cervical or first (syndrome) Q76.5

roots (of teeth) K00.2
spleen Q89.09
tarsal bones Q74.2
teeth K00.1
testis Q55.29
thumb Q69.1
toe Q69.2
uterus Q51.28
vagina Q52.1 ☑
vertebra Q76.49

Supervision(of)

- contraceptive — *see* Prescription, contraceptives
- dietary (for) Z71.3
  - allergy (food) Z71.3
  - colitis Z71.3
  - diabetes mellitus Z71.3
  - food allergy or intolerance Z71.3
  - gastritis Z71.3
  - hypercholesterolemia Z71.3
  - hypoglycemia Z71.3
  - intolerance (food) Z71.3
  - obesity Z71.3
  - specified NEC Z71.3
- healthy infant or child Z76.2
  - foundling Z76.1
- high-risk pregnancy — *see* Pregnancy, supervision of, high-risk
- lactation Z39.1
- pregnancy — *see* Pregnancy, supervision of

Supplemental teeth K00.1

Suppression
- binocular vision H53.34
- lactation O92.5
- menstruation N94.89
- ovarian secretion E28.39
- renal N28.9
- urine, urinary secretion R34

Suppuration, suppurative (*see also* condition)
- accessory sinus (chronic) — *see* Sinusitis
- adrenal gland
- antrum (chronic) — *see* Sinusitis, maxillary
- bladder — *see* Cystitis
- brain G06.0

- sequelae G09
- breast N61.1
  - puerperal, postpartum or gestational — *see* Mastitis, obstetric, purulent
- dental periosteum M27.3
- ear (middle) (*see also* Otitis, media)
  - external NEC — *see* Otitis, externa, infective
  - internal — *see* subcategory H83.0 ☑
- ethmoidal (chronic) (sinus) — *see* Sinusitis, ethmoidal
- fallopian tube — *see* Salpingo-oophoritis
- frontal (chronic) (sinus) — *see* Sinusitis, frontal
- gallbladder (acute) K81.0
- gum K05.20
  - generalized — *see* Periodontitis, aggressive, generalized
  - localized — *see* Periodontitis, aggressive, localized
- intracranial G06.0
- joint — *see* Arthritis, pyogenic or pyemic
- labyrinthine — *see* subcategory H83.0 ☑
- lung — *see* Abscess, lung
- mammary gland N61.1
  - puerperal, postpartum O91.12
    - associated with lactation O91.13
- maxilla, maxillary M27.2
  - sinus (chronic) — *see* Sinusitis, maxillary
- muscle — *see* Myositis, infective
- nasal sinus (chronic) — *see* Sinusitis
- pancreas, acute (*see also* Pancreatitis, acute) K85.80
- parotid gland — *see* Sialoadenitis
- pelvis, pelvic
  - female — *see* Disease, pelvis, inflammatory
  - male K65.0

- pericranial — *see* Osteomyelitis
- salivary duct or gland (any) — *see* Sialoadenitis
- sinus (accessory) (chronic) (nasal) — *see* Sinusitis
- sphenoidal sinus (chronic) — *see* Sinusitis, sphenoidal
- thymus (gland) E32.1
- thyroid (gland) E06.0
- tonsil — *see* Tonsillitis
- uterus — *see* Endometritis

Supraeruption of tooth (teeth) M26.34

Supraglottitis J04.30
- with obstruction J04.31

Suprarenal (gland) — *see* condition

Suprascapular nerve — *see* condition

Suprasellar — *see* condition

Surfer's knots or nodules S89.8 ☑

Surgical
- emphysema T81.82 ☑
- procedures, complication or misadventure — *see* Complications, surgical procedures
- shock T81.10 ☑

Surveillance(of) (for) (*see also* Observation)
- alcohol abuse Z71.41
- contraceptive — *see* Prescription, contraceptives
- dietary Z71.3
- drug abuse Z71.51
- neoplasm — *see* Screening, neoplasm

Susceptibility to disease, genetic Z15.89
- malignant neoplasm Z15.09
  - breast Z15.01
  - endometrium Z15.04
  - fallopian tube(s) Z15.05
  - ovary Z15.02
  - prostate Z15.03
  - specified NEC Z15.09

- multiple endocrine neoplasia Z15.81

Suspected condition, ruled out (*see also* Observation, suspected)
- amniotic cavity and membrane Z03.71
- cervical shortening Z03.75
- fetal anomaly Z03.73
- fetal growth Z03.74
- maternal and fetal conditions NEC Z03.79
- newborn (*see also* Observation, newborn, suspected condition ruled out) Z05.9
- oligohydramnios Z03.71
- placental problem Z03.72
- polyhydramnios Z03.71

Suspended uterus
- in pregnancy or childbirth — *see* Pregnancy, complicated by, abnormal uterus

Sutton's nevus D22.9

Suture
- burst (in operation wound) T81.31 ☑
  - external operation wound T81.31 ☑
  - internal operation wound T81.329 ☑
- inadvertently left in operation wound — *see* Foreign body, accidentally left during a procedure
- removal Z48.02

Swab inadvertently left in operation wound — *see* Foreign body, accidentally left during a procedure

Swallowed, swallowing
- difficulty — *see* Dysphagia
- foreign body — *see* Foreign body, alimentary tract

Swan-neck deformity (finger) — *see* Deformity, finger, swan-neck

Swearing, compulsive F42.8
- in Gilles de la Tourette's syndrome F95.2

Sweat, sweats
- fetid L75.0
- night R61

Sweating, excessive R61
Sweeley-Klionsky disease E75.21
Sweet's disease or dermatosis L98.2
Swelling(of) R60.9
- abdomen, abdominal (not referable to any particular organ) — *see* Mass, abdominal
- ankle — *see* Effusion, joint, ankle
- arm M79.89
  - forearm M79.89
- breast (*see also* Lump, breast) N63.0
- Calabar B74.3
- cervical gland R59.0
- chest, localized R22.2
- ear H93.8 ☑
- extremity (lower) (upper) — *see* Disorder, soft tissue, specified type NEC
- finger M79.89
- foot M79.89
- glands R59.9
  - generalized R59.1
  - localized R59.0
- hand M79.89
- head (localized) R22.0
- inflammatory — *see* Inflammation
- intra-abdominal — *see* Mass, abdominal
- joint — *see* Effusion, joint
- leg M79.89
  - lower M79.89
- limb — *see* Disorder, soft tissue, specified type NEC
- localized (skin) R22.9
  - chest R22.2
  - head R22.0
  - limb
    - lower — *see* Mass, localized, limb, lower
    - upper — *see* Mass, localized, limb, upper

- neck R22.1
- trunk R22.2
- neck (localized) R22.1
- pelvic — *see* Mass, abdominal
- scrotum N50.89
- splenic — *see* Splenomegaly
- testis N50.89
- toe M79.89
- umbilical R19.09
- wandering, due to Gnathostoma (spinigerum) B83.1
- white — *see* Tuberculosis, arthritis

Swift (-Feer) disease
- overdose or wrong substance given or taken — *see* Table of Drugs and Chemicals, by drug, poisoning

Swimmer's
- cramp T75.1 ☑
- ear H60.33 ☑
- itch B65.3

Swimming in the head R42

Swollen — *see* Swelling

Swyer syndrome Q99.1

Sycosis L73.8
- barbae (not parasitic) L73.8
- contagiosa (mycotic) B35.0
- lupoides L73.8
- mycotic B35.0
- parasitic B35.0
- vulgaris L73.8

Sydenham's chorea — *see* Chorea, Sydenham's

Sylvatic yellow fever A95.0

Sylvest's disease B33.0

Symblepharon H11.23 ☑

- congenital Q10.3

Symond's syndrome G93.2

Sympathetic — *see* condition

Sympatheticotonia G90.89

Sympathicoblastoma

- specified site — *see* Neoplasm, malignant, by site
- unspecified site C74.90

Sympathogonioma — *see* Sympathicoblastoma

Symphalangy (fingers) (toes) Q70.9

Symptoms NEC R68.89

- breast NEC N64.59
- cold J00
- development NEC R63.8
- factitious, self-induced — *see* Disorder, factitious
- genital organs, female R10.20
- involving
  - abdomen NEC R19.8
  - appearance NEC R46.89
  - awareness R41.9
    - altered mental status R41.82
    - amnesia — *see* Amnesia
    - borderline intellectual functioning R41.83
    - coma — *see* Coma
    - disorientation R41.0
    - neurologic neglect syndrome R41.4
    - senile cognitive decline R41.81
    - specified symptom NEC R41.89

- behavior NEC R46.89
- cardiovascular system NEC R09.89
- chest NEC R09.89
- circulatory system NEC R09.89
- cognitive functions R41.9
  - altered mental status R41.82
  - amnesia — *see* Amnesia
  - borderline intellectual functioning R41.83
  - coma — *see* Coma
  - disorientation R41.0
  - neurologic neglect syndrome R41.4
  - senile cognitive decline R41.81
  - specified symptom NEC R41.89
- development NEC R62.50
- digestive system NEC R19.8
- emotional state NEC R45.89
  - emotional lability R45.86
- food and fluid intake R63.8
- general perceptions and sensations R44.9
  - specified NEC R44.8
- musculoskeletal system R29.91
  - specified NEC R29.898
- nervous system R29.90
  - specified NEC R29.818
- pelvis NEC R19.8
- respiratory system NEC R09.89
- skin and integument R23.9
- urinary system R39.9

- menopausal N95.1
- metabolism NEC R63.8
- neurotic F48.8
- of infancy R68.19
- pelvis NEC, female R10.20
- skin and integument NEC R23.9
- subcutaneous tissue NEC R23.9
- viral cold J00

Sympus Q74.2

Synaptopathy
- DLG4-related QA0.0142
- specified NEC QA0.0149

Syncephalus Q89.4

Synchondrosis
- abnormal (congenital) Q78.8
- ischiopubic M91.0

Synchysis (scintillans) (senile) (vitreous body) H43.89

Syncope (near) (pre-) R55
- anginosa I20.89
- bradycardia R00.1
- cardiac R55
- carotid sinus G90.01
- due to spinal (lumbar) puncture G97.1
- heart R55
- heat T67.1 ☑
- laryngeal R05.4
- psychogenic F48.8
- tussive R05.8
- vasoconstriction R55
- vasodepressor R55
- vasomotor R55
- vasovagal R55

- **Syndactylism**, syndactyly Q70.9
  - complex (with synostosis)
    - fingers Q70.0 ☑
    - toes Q70.2 ☑
  - simple (without synostosis)
    - fingers Q70.1 ☑
    - toes Q70.3 ☑
- **Syndrome** (*see also* Disease)
  - 4H G11.5
  - 5q minus NOS D46.C
  - 22q13.3 deletion Q93.52
  - 48, XXXX Q97.1
  - 49, XXXXX Q97.1
  - abdominal
    - acute R10.0
    - muscle deficiency Q79.4
  - abnormal innervation H02.519
    - left H02.516
      - lower H02.515
      - upper H02.514
    - right H02.513
      - lower H02.512
      - upper H02.511
  - abstinence, neonatal P96.1
  - acid pulmonary aspiration, obstetric O74.0
  - acquired immunodeficiency — *see* Human, immunodeficiency virus (HIV) disease
  - activated phosphoinositide 3-kinase delta syndrome [APDS] D81.82
  - acute abdominal R10.0
  - acute respiratory distress (adult) (child) J80
    - idiopathic J84.114

- Adair-Dighton Q78.0
- Adams-Stokes (-Morgagni) I45.9
- adiposogenital E23.6
- adrenal
  - hemorrhage (meningococcal) A39.1
  - meningococcic A39.1
- adrenocortical — *see* Cushing's, syndrome
- adrenogenital E25.9
  - congenital, associated with enzyme deficiency E25.0
- afferent loop NEC K91.89
- Aicardi-Goutières E79.81
- Alagille (-Watson) Q44.71
- alcohol withdrawal (without convulsions) — *see* Dependence, alcohol, with, withdrawal
- Alder's D72.0
- Aldrich (-Wiskott) D82.0
- alien hand R41.4
- Alport Q87.81
- alveolar hypoventilation E66.2
- alveolocapillary block J84.10
- amnesic, amnestic (confabulatory) (due to) — *see* Disorder, amnesic
- amyostatic (Wilson's disease) E83.01
- androgen insensitivity E34.50
  - complete E34.51
  - partial E34.52
- androgen resistance (*see also* Syndrome, androgen insensitivity) E34.50
- Angelman Q93.51
- anginal — *see* Angina
- ankyloglossia superior Q38.1
- anterior
  - chest wall R07.89
  - cord G83.82
  - spinal artery G95.19

- compression M47.019
  - cervical region M47.012
  - cervicothoracic region M47.013
  - lumbar region M47.016
  - occipito-atlanto-axial region M47.011
  - thoracic region M47.014
  - thoracolumbar region M47.015
- tibial M76.81 ☑
- antibody deficiency D80.9
  - agammaglobulinemic D80.1
    - hereditary D80.0
  - congenital D80.0
  - hypogammaglobulinemic D80.1
    - hereditary D80.0
- anticardiolipin (-antibody) D68.61
- antidepressant discontinuation T43.205 ☑
- antiphospholipid (-antibody) D68.61
- aortic
  - arch M31.4
  - bifurcation I74.09
- aortomesenteric duodenum occlusion K31.5
- apical ballooning (transient left ventricular) I51.81
- arcuate ligament I77.4
- argentaffin, argintaffinoma E34.09
- Arnold-Chiari — *see* Arnold-Chiari disease
- Arrillaga-Ayerza I27.0
- arterial tortuosity Q87.82
- arteriovenous steal T82.898 ☑
- Asherman's N85.6
- aspiration, of newborn — *see* Aspiration, by substance, with pneumonia
  - meconium P24.01

- ataxia-telangiectasia G11.3
- auriculotemporal G50.8
- autoerythrocyte sensitization (Gardner-Diamond) D69.2
- autoimmune polyglandular E31.0
- autoimmune lymphoproliferative [ALPS] D89.82
- autoinflammatory M04.9
  - specified type NEC M04.8
- autosomal — *see* Abnormal, autosomes
- Avellis' G46.8
- Axenfeld-Rieger Q13.81
- Ayerza (-Arrillaga) I27.0
- Babinski-Nageotte G83.89
- Bakwin-Krida Q78.5
- Bardet-Biedl Q87.83
- bare lymphocyte D81.6
- Barré-Guillain G61.0
- Barré-Liéou M53.0
- Barrett's — *see* Barrett's, esophagus
- Barsony-Polgar K22.4
- Barsony-Teschendorf K22.4
- Barth E78.71
- Bartter's E26.81
- basal cell nevus Q87.89
- Basedow's E05.00
  - with thyroid storm E05.01
- basilar artery G45.0
- Batten-Steinert G71.11
- battered
  - baby or child — *see* Maltreatment, child, physical abuse
  - spouse — *see* Maltreatment, adult, physical abuse

- Beals Q87.40
- Beau's I51.5
- Beck's I65.8
- Benedikt's G46.3
- Béquez César (-Steinbrinck-Chédiak-Higashi) E70.330
- Berardinelli-Siep E88.12
- Bernhardt-Roth — *see* Meralgia paresthetica
- Bernheim's — *see* Failure, heart, right
- big spleen D73.1
- bilateral polycystic ovarian E28.2
- Bing-Horton's — *see* Horton's headache
- Birt-Hogg-Dube syndrome Q87.89
- Björck (-Thorsen) E34.09
- black
  - lung J60
  - widow spider bite — *see* Toxicity, venom, spider, black widow
- Blackfan-Diamond D61.01
- Blau M04.8
- blind loop K90.2
  - congenital Q43.8
  - postsurgical K91.2
- blue sclera Q78.0
- blue toe I75.02 ☑
- Boder-Sedgewick G11.3
- Boerhaave's K22.3
- Borjeson Forssman Lehmann Q89.89
- Bouillaud's I01.9
- Bourneville (-Pringle) Q85.1
- Bouveret (-Hoffman) I47.9
- brachial plexus G54.0
- bradycardia-tachycardia I49.5
- brain (nonpsychotic) F09

with psychosis, psychotic reaction F09
acute or subacute — *see* Delirium
congenital — *see* Disability, intellectual
organic F09
post-traumatic (nonpsychotic) F07.81
psychotic F09
personality change F07.0
postcontusional F07.81
post-traumatic, nonpsychotic F07.81
psycho-organic F09
psychotic F06.8
brain stem stroke G46.3
Brandt's (acrodermatitis enteropathica) E83.2
broad ligament laceration N83.8
Brock's J98.11
bronchiolitis obliterans (*see also* Bronchiolitis, obliterative) J44.81
bronze baby P83.88
Brown-Sequard G83.81
Brugada I49.8
bubbly lung P27.0
Buchem's M85.2
Budd-Chiari I82.0
bulbar (progressive) G12.22
Bürger-Grütz E78.3
Burke's K86.89
Burnett's (milk-alkali) E83.52
burning feet E53.9
Bywaters' T79.5 ☑
Call-Fleming I67.841
cannabinoid hyperemesis R11.16
cannabis hyperemesis R11.16
carbohydrate-deficient glycoprotein (CDGS) E77.8
carcinogenic thrombophlebitis I82.1
carcinoid E34.00

- heart E34.01
- specified NEC E34.09

cardiac asthma I50.1
cardiacos negros I27.0
cardiofaciocutaneous Q87.89
cardiopulmonary-obesity E66.2
cardiorenal Note: — *see* Failure, heart; also see Failure, renal
cardiorespiratory distress (idiopathic), newborn P22.0
cardiovascular renal Note: — *see* Failure, heart; also see Failure, renal
carotid

- artery (hemispheric) (internal) G45.1
- body G90.01
- sinus G90.01

carpal tunnel G56.0 ☑
Cassidy (-Scholte) E34.09
cat cry Q93.4
cat eye Q92.8
cauda equina G83.4
causalgia — *see* Causalgia
celiac K90.0

- artery compression I77.4
- axis I77.4

central pain G89.0
cerebellar

- hereditary G11.9
- stroke G46.4

cerebellomedullary malformation — *see* Spina bifida
cerebral

- artery
  - anterior G46.1
  - middle G46.0
  - posterior G46.2
- gigantism E22.0

- cervical (root) M53.1
  - disc — *see* Disorder, disc, cervical, with neuritis
  - fusion Q76.1
  - posterior, sympathicus M53.0
  - rib Q76.5
  - sympathetic paralysis G90.2
- cervicobrachial (diffuse) M53.1
- cervicocranial M53.0
- cervicodorsal outlet G54.2
- cervicothoracic outlet (*see also* Syndrome, thoracic outlet) G54.0
- Céstan (-Raymond) I65.8
- Charcot's (angina cruris) (intermittent claudication) I73.9
- Charcot-Weiss-Baker G90.09
- CHARGE Q89.89
- Chédiak-Higashi (-Steinbrinck) E70.330
- chest wall R07.1
- Chiari's (hepatic vein thrombosis) I82.0
- Chilaiditi's Q43.3
- child maltreatment — *see* Maltreatment, child
- chondrocostal junction M94.0
- chondroectodermal dysplasia Q77.6
- chromosome 4 short arm deletion Q93.3
- chromosome 5 short arm deletion Q93.4
- chronic
  - infantile neurological, cutaneous and articular (CINCA) M04.2
  - pain G89.4
    - personality F68.8

- Churg-Strauss M30.1
- Clarke-Hadfield K86.89
- Clerambault's automatism G93.89
- clinically isolated G37.9
- Clouston's (hidrotic ectodermal dysplasia) Q82.4
- clumsiness, clumsy child F82
- cluster headache G44.009
  - intractable G44.001
  - not intractable G44.009
- Coffin-Lowry Q89.89
- cold injury (newborn) P80.0
- combined immunity deficiency D81.9
- compartment (deep) (posterior) (traumatic) T79.A0 ☑
  - abdomen T79.A3 ☑
  - lower extremity (hip, buttock, thigh, leg, foot, toes) T79.A2 ☑
  - nontraumatic
    - abdomen M79.A3
    - lower extremity (hip, buttock, thigh, leg, foot, toes) M79.A2 ☑
    - specified site NEC M79.A9
    - upper extremity (shoulder, arm, forearm, wrist, hand, fingers) M79.A1 ☑
  - postprocedural — *see* Syndrome, compartment, nontraumatic
  - specified site NEC T79.A9 ☑
  - upper extremity (shoulder, arm, forearm, wrist, hand, fingers) T79.A1 ☑
- complex regional pain — *see* Syndrome, pain, complex regional
- compression T79.5 ☑
  - anterior spinal — *see* Syndrome, anterior, spinal artery, compression
  - cauda equina G83.4
  - celiac artery I77.4
  - vertebral artery M47.029
    - occipito-atlanto-axial region M47.021
    - cervical region M47.022
- concussion F07.81
- congenital

- affecting multiple systems NEC Q87.89
- central alveolar hypoventilation G47.35
- facial diplegia Q87.0
- muscular hypertrophy-cerebral Q87.89
- oculo-auriculovertebral Q87.0
- oculofacial diplegia (Moebius) Q87.0
- rubella (manifest) P35.0

congestion-fibrosis (pelvic), female N94.89
congestive dysmenorrhea N94.6
Conn's E26.01
connective tissue M35.9
- overlap NEC M35.1

conus medullaris G95.81
cord
- anterior G83.82
- posterior G83.83

coronary
- acute NEC I24.9
- insufficiency or intermediate I20.0
- slow flow I20.89

Costen's (complex) M26.69
costochondral junction M94.0
costoclavicular G54.0
costovertebral E22.0
Cowden
- PTEN related Q85.81
- specified NEC Q85.82

- craniovertebral M53.0
- Creutzfeldt-Jakob — *see* Creutzfeldt-Jakob disease or syndrome
- cri-du-chat Q93.4
- crib death R99
- cricopharyngeal — *see* Dysphagia
- croup J05.0
- CRPS I — *see* Syndrome, pain, complex regional I
- crush T79.5 ☑
- CTNNB1 Q87.88
- cubital tunnel — *see* Lesion, nerve, ulnar
- Curschmann (-Batten) (-Steinert) G71.11
- Cushing's E24.9
  - alcohol-induced E24.4
  - due to
    - alcohol
    - drugs E24.2
    - ectopic ACTH E24.3
    - overproduction of pituitary ACTH E24.0
  - drug-induced E24.2
  - overdose or wrong substance given or taken — *see* Table of Drugs and Chemicals, by drug, poisoning
  - pituitary-dependent E24.0
  - specified type NEC E24.8
- cryopyrin-associated periodic M04.2
- cryptophthalmos Q87.0
- cystic duct stump K91.5
- cytokine release D89.839
  - grade 1 D89.831
  - grade 2 D89.832
  - grade 3 D89.833
  - grade 4 D89.834
  - grade 5 D89.835

- Dana-Putnam D51.0
- Danbolt (-Cross) (acrodermatitis enteropathica) E83.2
- Dandy-Walker Q03.1
  - with spina bifida Q07.01
- Danlos' (*see also* Syndrome, Ehlers-Danlos) Q79.60
- defibrination (*see also* Fibrinolysis)
  - with
    - antepartum hemorrhage — *see* Hemorrhage, antepartum, with coagulation defect
    - intrapartum hemorrhage — *see* Hemorrhage, complicating, delivery
  - newborn P60
  - postpartum O72.3
- Degos' I77.89
- Déjérine-Roussy G89.0
- delayed sleep phase G47.21
- demyelinating G37.9
- dependence — *see* F10-F19 with fourth character .2
- depersonalization (-derealization) F48.1
- De Quervain E34.51
- de Toni-Fanconi (-Debré) E72.09
  - with cystinosis E72.04
- de Vivo syndrome E74.810
- diabetes mellitus-hypertension-nephrosis — *see* Diabetes, nephrosis
- diabetes mellitus in newborn infant P70.2
- diabetes-nephrosis — *see* Diabetes, nephrosis
- diabetic amyotrophy — *see* Diabetes, amyotrophy
- dialysis associated steal T82.898 ☑
- Diamond-Blackfan D61.01
- Diamond-Gardener D69.2
- DIC (diffuse or disseminated intravascular coagulopathy) D65
- di George's D82.1

- Dighton's Q78.0
- disequilibrium E87.8
- Döhle body-panmyelopathic D72.0
- dorsolateral medullary G46.4
- double athetosis G80.3
- Down (*see also* Down syndrome) Q90.9
- Dravet (intractable) G40.834
  - with status epilepticus G40.833
  - without status epilepticus G40.834
- Dresbach's (elliptocytosis) D58.1
- DRESS (drug rash with eosinophilia and systemic symptoms) D72.12
- Dressler's (postmyocardial infarction) I24.1
  - postcardiotomy I97.0
- drug rash with eosinophilia and systemic symptoms (DRESS) D72.12
- drug withdrawal, infant of dependent mother P96.1
- dry eye H04.12 ☑
- due to abnormality
  - chromosomal Q99.9
    - sex
      - female phenotype Q97.9
      - male phenotype Q98.9
    - specified NEC Q99.8 ☑
- dumping (postgastrectomy) K91.1
  - nonsurgical K31.89

- Dupré's (meningism) R29.1
- dysmetabolic X E88.810
- dyspraxia, developmental F82
- Eagle-Barrett Q79.4
- Eaton-Lambert — *see* Syndrome, Lambert-Eaton
- Ebstein's Q22.5
- ectopic ACTH E24.3
- eczema-thrombocytopenia D82.0
- Eddowes' Q78.0
- effort (psychogenic) F45.8
- Eisenmenger's I27.83
- Ehlers-Danlos Q79.60
  - classical (cEDS) (classical EDS) Q79.61
  - hypermobile (hEDS) (hypermobile EDS) Q79.62
  - specified NEC Q79.69
  - vascular (vascular EDS) (vEDS) Q79.63
- Ekman's Q78.0
- electric feet E53.8
- Ellis-van Creveld Q77.6
- empty nest Z60.0
- endocrine-hypertensive E27.0
- entrapment — *see* Neuropathy, entrapment
- eosinophilia-myalgia M35.89
- epileptic (*see also* Epilepsy, by type)
  - absence G40.A09
    - intractable G40.A19
      - with status epilepticus G40.A11
      - without status epilepticus G40.A19
    - not intractable G40.A09
      - with status epilepticus G40.A01
      - without status epilepticus G40.A09

- Erdheim-Chester (ECD) E88.89
- Erdheim's E22.0
- erythrocyte fragmentation D59.4
- Evans D69.41
- exhaustion F48.8
- extrapyramidal G25.9
  - specified NEC G25.89
- eye retraction — *see* Strabismus
- eyelid-malar-mandible Q87.0
- Faber's D50.9
- facet M47.89 ☑
- facet joint (*see also* Spondylosis) M47.819
- facial pain, paroxysmal G50.0
- Fallot's Q21.3
- familial cold autoinflammatory M04.2
- familial eczema-thrombocytopenia (Wiskott-Aldrich) D82.0
- Fanconi (-de Toni) (-Debré) E72.09
  - with cystinosis E72.04
- fatigue
  - chronic G93.32
  - postviral G93.31
  - psychogenic F48.8
- faulty bowel habit K59.39
- Feil-Klippel (brevicollis) Q76.1
- Felty's — *see* Felty's syndrome
- fertile eunuch E23.0
- fetal
  - alcohol (dysmorphic) Q86.0
  - hydantoin Q86.1

- Fiedler's I40.1
- first arch Q87.0
- fish odor E72.89
- Fisher's G61.0
- Fitzhugh-Curtis
  - due to
    - Chlamydia trachomatis A74.81
    - Neisseria gonorrhoea (gonococcal peritonitis) A54.85
- Fitz's (*see also* Pancreatitis, acute) K85.80
- Flajani (-Basedow) E05.00
  - with thyroid storm E05.01
- flatback — *see* Flatback syndrome
- floppy
  - baby P94.2
  - iris (intraoperative) (IFIS) H21.81
  - mitral valve I34.1
- flush E34.09
- Foix-Alajouanine G95.19
- Fong's Q87.2
- food protein-induced enterocolitis (FPIES) K52.21
- foramen magnum G93.5
- Foster-Kennedy H47.14 ☑
- Foville's (peduncular) G46.3
- FOXG1 QA0.0151
- fragile X Q99.2
- Franceschetti Q75.4
- Frey's
  - auriculotemporal G50.8
  - hyperhidrosis L74.52

- Friderichsen-Waterhouse A39.1
- Froin's G95.89
- frontal lobe F07.0
- Fukuhara E88.49
- functional
  - bowel K59.9
  - prepubertal castrate E29.1
- Gaisböck's D75.1
- ganglion (basal ganglia brain) G25.9
  - geniculi G51.1
- Gardner-Diamond D69.2
- gastroesophageal
  - junction K22.0
  - laceration-hemorrhage K22.6
- gastrojejunal loop obstruction K91.89
- Gee-Herter-Heubner K90.0
- Gelineau's G47.419
  - with cataplexy G47.411
- genito-anorectal A55
- Gerstmann-Sträussler-Scheinker (GSS) A81.82
- Gianotti-Crosti L44.4
- giant platelet (Bernard-Soulier) D69.1
- Gilles de la Tourette's F95.2
- Glass Q87.89
- Gleich's D72.118
- goiter-deafness E07.1
- Goldberg Q89.89
- Goldberg-Maxwell E34.51
- Good's D83.8
- Gopalan's (burning feet) E53.8
- Gorlin's Q87.89
- Gougerot-Blum L81.7
- Gouley's I31.1
- Gower's R55
- gray or grey (newborn) P93.0

- platelet D69.1
- Gubler-Millard G46.3
- Guillain-Barré (-Strohl) G61.0
- Gulf war T75.830 ☑
- gustatory sweating G50.8
- Hadfield-Clarke K86.89
- hair tourniquet — *see* Constriction, external, by site
- Hamman's J98.19
- hand-foot L27.1
- hand-shoulder G90.89
- hantavirus (cardio)-pulmonary (HPS) (HCPS) B33.4
- Hao-Fountain (HAFOUS) Q87.87
- happy puppet Q93.51
- Harada's H30.81 ☑
- Hayem-Faber D50.9
- headache NEC G44.89
  - complicated NEC G44.59
- Heberden's I20.89
- Hedinger's E34.01
- Hegglin's D72.0
- HELLP (hemolysis, elevated liver enzymes and low platelet count) O14.2 ☑
  - complicating
    - childbirth O14.24
    - puerperium O14.25
- hemolytic-uremic D59.30
  - atypical D59.39
    - genetic D59.32
    - hereditary D59.32
    - infection-associated D59.31
    - secondary D59.39
    - specified NEC D59.39

- due to genetic disorder D59.32
- familial D59.32
- hereditary D59.32
- infection-associated D59.31
- secondary D59.39
- Shiga toxin-producing E. coli [STEC] related D59.31
- specified NEC D59.39
- typical D59.31

hemophagocytic, infection-associated D76.2
Henoch-Schönlein D69.0
hepatic flexure K59.89
hepatopulmonary K76.81
hepatorenal K76.7
- following delivery O90.41
- postoperative or postprocedural K91.83
- postpartum, puerperal O90.41

hepatourologic K76.7
hereditary alpha tryptasemia D89.44
Herter (-Gee) (nontropical sprue) K90.0
Heubner-Herter K90.0
Heyd's K76.7
Hilger's G90.09
histamine-like (fish poisoning) — *see* Poisoning, fish
histiocytic D76.3
histiocytosis NEC D76.3
HIV infection, acute B20
Hoffmann-Werdnig G12.0
Hollander-Simons E88.19
Hoppe-Goldflam G70.00
- with exacerbation (acute) G70.01
- in crisis G70.01

- Horner's G90.2
- hungry bone E83.81
- hunterian glossitis D51.0
- Hunt's (herpetic geniculate ganglionitis) (neuralgia) B02.21
  - dyssynergia cerebellaris myoclonica G11.19
- Hutchinson's triad A50.53
- hyperabduction G54.0
- hyperammonemia-hyperornithinemia-homocitrullinemia E72.4
- hypereosinophilic (HES) D72.119
  - idiopathic (IHES) D72.110
  - lymphocytic variant (LHES) D72.111
  - myeloid D72.118
  - specified NEC D72.118
- hyperimmunoglobulin D M04.1
- hyperimmunoglobulin E (IgE) D82.4
- hyperkalemic E87.5
- hyperkinetic — *see* Hyperkinesia
- hypermobility M35.7
- hypernatremia E87.0
- hyperosmolarity (*see also*, Diabetes, by type, with hyperosmolarity) E87.0
- hyperperfusion G97.82
- hypersplenic D73.1
- hypertransfusion, newborn P61.1
- hyperventilation F45.8
- hyperviscosity (of serum)
  - polycythemic D75.1
  - sclerothymic D58.8

- hypoglycemic (familial) (neonatal) E16.2
- hypokalemic E87.6
- hyponatremic E87.1
- hypopituitarism E23.0
- hypoplastic left-heart Q23.4
- hypopotassemia E87.6
- hyposmolality E87.1
- hypotension, maternal O26.5 ☑
- hypothenar hammer I73.89
- hypoventilation, obesity (OHS) E66.2
- ICF (intravascular coagulation-fibrinolysis) D65
- idiopathic
  - cardiorespiratory distress, newborn P22.0
  - nephrotic (infantile) N04.9
- iliotibial band M76.3 ☑
- immobility, immobilization (paraplegic) M62.3
- immune effector cell-associated neurotoxicity (ICANS) G92.00
  - grade
    - 1 G92.01
    - 2 G92.02
    - 3 G92.03
    - 4 G92.04
    - 5 G92.05
    - unspecified G92.00
- immune reconstitution D89.3
- immune reconstitution inflammatory [IRIS] D89.3
- immunity deficiency, combined D81.9
- immunodeficiency
  - acquired — *see* Human, immunodeficiency virus (HIV) disease
  - combined D81.9

- impending coronary I20.0
- impingement, shoulder M75.4 ☑
- inappropriate secretion of antidiuretic hormone E22.2
- infant
  - of diabetic mother P70.1
  - gestational diabetes P70.0
- infantilism (pituitary) E23.0
- inferior vena cava I87.1
- inspissated bile (newborn) P59.1
- institutional (childhood) F94.2
- insufficient sleep F51.12
- insulin resistance
  - type A E88.811
  - type B E88.818
- intermediate coronary (artery) I20.0
- interspinous ligament — *see* Spondylopathy, specified NEC
- intestinal
  - carcinoid E34.09
  - knot K56.2
- intravascular coagulation-fibrinolysis (ICF) D65
- iodine-deficiency, congenital E00.9
  - type
    - mixed E00.2
    - myxedematous E00.1
    - neurological E00.0
- IRDS (idiopathic respiratory distress, newborn) P22.0
- irritable
  - bowel K58.9
    - with
      - constipation K58.1
      - diarrhea K58.0

- mixed K58.2
- psychogenic F45.8
- specified NEC K58.8
- heart (psychogenic) F45.8
- weakness F48.8

ischemic
- bowel (transient) K55.9
  - chronic K55.1
  - due to mesenteric artery insufficiency K55.1
- steal T82.898 ☑

IVC (intravascular coagulopathy) D65
Ivemark's Q89.01
Jaccoud's — *see* Arthropathy, postrheumatic, chronic
Jackson's G83.89
Jakob-Creutzfeldt — *see* Creutzfeldt-Jakob disease or syndrome
jaw-winking Q07.8
Jervell-Lange-Nielsen I45.81
jet lag G47.25
Job's D71.8
Joseph-Diamond-Blackfan D61.01
jugular foramen G52.7
Kabuki (type 1, due to KMT2D mutation) (type 2, due to KDM6A mutation) Q89.81
Kanner's (autism) F84.0
Kartagener's Q89.3
Kelly's D50.1
Kimmelstiel-Wilson — *see* Diabetes, specified type, with Kimmelstiel-Wilson disease
Kleefstra Q87.86
Klein(e)-Levine G47.13
Klippel-Feil (brevicollis) Q76.1
Köhler-Pellegrini-Stieda — *see* Bursitis, tibial collateral
König's K59.89
Korsakoff (-Wernicke) (nonalcoholic) F04

- alcoholic F10.26
- Kostmann's D70.0
- Krabbe's congenital muscle hypoplasia Q79.8
- labyrinthine — *see* subcategory H83.2 ☑
- lacunar NEC G46.7
- Lambert-Eaton G70.80
  - in
    - neoplastic disease G73.1
    - specified disease NEC G70.81
- Landau-Kleffner — *see* Epilepsy, specified NEC
- Larsen's Q74.8
- Lassueur Graham-Little Piccardi L66.19
- lateral
  - cutaneous nerve of thigh G57.1 ☑
  - medullary G46.4
- Launois' E22.0
- Laurence-Moon Q87.84
- Lawrence E88.12
- lazy
  - leukocyte D70.8
  - posture M62.3
- Lemierre I80.8
- Lennox-Gastaut G40.812
  - intractable G40.814
    - with status epilepticus G40.813
    - without status epilepticus G40.814
  - not intractable G40.812
    - with status epilepticus G40.811
    - without status epilepticus G40.812

- lenticular, progressive E83.01
- Leopold-Levi's E05.90
- Lev's I44.2
- Li-Fraumeni Z15.01
- Lichtheim's D51.0
- Lightwood's N25.89
- Lignac (de Toni) (-Fanconi) (-Debré) E72.09
  - with cystinosis E72.04
- Likoff's I20.89
- limbic epilepsy personality F07.0
- liver-kidney K76.7
- lobotomy F07.0
- Löffler's J82.89
- long arm 18 or 21 deletion Q93.89
- long QT I45.81
- Louis-Barré G11.3
- low
  - atmospheric pressure T70.29 ☑
  - back M54.50
  - output (cardiac) I50.9
- lower radicular, newborn (birth injury) P14.8
- Luetscher's (dehydration) E86.0
- Lupus anticoagulant D68.62
- Lutembacher's Q21.19
- macrophage activation D76.1
  - due to infection D76.2
- magnesium-deficiency R29.0
- Majeed M04.8
- Mal de Debarquement R42
- malabsorption K90.9
  - postsurgical K91.2

- malformation, congenital, due to
  - alcohol Q86.0
  - exogenous cause NEC Q86.8
  - hydantoin Q86.1
  - warfarin Q86.2
- malignant
  - carcinoid E34.00
  - neuroleptic G21.0
- Mallory-Weiss K22.6
- mandibulofacial dysostosis Q75.4
- manic-depressive — *see* Disorder, bipolar
- maple-syrup-urine E71.0
- Marable's I77.4
- Marfan Q87.40
  - with
    - cardiovascular manifestations Q87.418
      - aortic dilation Q87.410
    - ocular manifestations Q87.42
    - skeletal manifestations Q87.43
- Marie's (acromegaly) E22.0
- mast cell activation — *see* Activation, mast cell
- maternal hypotension — *see* Syndrome, hypotension, maternal
- May (-Hegglin) D72.0
- McArdle (-Schmidt) (-Pearson) E74.04
- McQuarrie's E16.2
- meconium plug (newborn) P76.0
- MED13L (mediator complex subunit 13L) Q87.85
- median arcuate ligament I77.4
- mediator complex subunit 13L (MED13L) Q87.85
- Meekeren-Ehlers-Danlos Q79.6 ☑
- megavitamin-B6 E67.2
- Meige G24.4
- MELAS E88.41
- Mendelson's O74.0
- MERRF (myoclonic epilepsy associated with ragged-red fibers) E88.42
- mesenteric

artery (superior) K55.1
vascular insufficiency K55.1
metabolic E88.810
metastatic carcinoid E34.00
micrognathia-glossoptosis Q87.0
midbrain NEC G93.89
middle lobe (lung) J98.19
middle radicular G54.0
migraine (*see also* Migraine) G43.909
Mikulicz' K11.8
milk-alkali E83.52
Millard-Gubler G46.3
Miller-Dieker Q93.88
Miller-Fisher G61.0
Minkowski-Chauffard D58.0
Mirizzi's K83.1
MNGIE (Mitochondrial Neurogastrointestinal Encephalopathy) E88.49
Möbius, ophthalmoplegic migraine — *see* Migraine, ophthalmoplegic
monofixation H50.42
Morel-Moore M85.2
Morel-Morgagni M85.2
Morgagni (-Morel) (-Stewart) M85.2
Morgagni-Adams-Stokes I45.9
Muckle-Wells M04.2
mucocutaneous lymph node (acute febrile) (MCLS) M30.3
multiple endocrine neoplasia (MEN) — *see* Neoplasia, endocrine, multiple (MEN)
multiple operations — *see* Disorder, factitious
multisystem inflammatory (in adults) (in children) M35.81
Mounier-Kuhn Q32.4
with bronchiectasis J47.9
with

- exacerbation (acute) J47.1
- lower respiratory infection J47.0
- acquired J98.09
  - with bronchiectasis J47.9
    - with
      - exacerbation (acute) J47.1
      - lower respiratory infection J47.0
- myasthenic G70.9
  - in
    - diabetes mellitus — *see* Diabetes, amyotrophy
    - endocrine disease NEC E34.9 *[G73.3]*
    - neoplastic disease (*see also* Neoplasm) D49.9 *[G73.3]*
    - thyrotoxicosis (hyperthyroidism) E05.90 *[G73.3]*
      - with thyroid storm E05.91 *[G73.3]*
- myelodysplastic D46.9
  - with
    - 5q deletion D46.C
    - isolated del (5q) chromosomal abnormality D46.C
    - multilineage dysplasia D46.A
      - with ringed sideroblasts D46.B
  - lesions, low grade D46.20
  - specified NEC D46.Z
- myeloid hypereosinophilic D72.118
- myelopathic pain G89.0
- myeloproliferative (chronic) D47.1
- myofascial pain M79.18
- Naffziger's G54.0
- nail patella Q87.2
- NARP (Neuropathy, Ataxia and Retinitis pigmentosa) E88.49
- neonatal abstinence P96.1
- nephritic (*see also* Nephritis)

- with edema — *see* Nephrosis
- acute N00.9
- chronic N03.9
- rapidly progressive N01.9

nephrotic (congenital) (*see also* Nephrosis) N04.9
- with
  - C3
    - glomerulonephritis N04.A
    - glomerulopathy N04.A
      - with dense deposit disease N04.6
  - dense deposit disease N04.6
  - diffuse
    - crescentic glomerulonephritis N04.7
    - endocapillary proliferative glomerulonephritis N04.4
    - membranous glomerulonephritis N04.20
    - mesangial proliferative glomerulonephritis N04.3
    - mesangiocapillary glomerulonephritis N04.5
  - focal and segmental glomerular lesions N04.1
  - minor glomerular abnormality N04.0
  - specified morphological changes NEC N04.8
- diabetic — *see* Diabetes, nephrosis
- specified type NEC with diffuse membranous glomerulonephritis N04.29

neurologic neglect R41.4

Nezelof's D81.4

Niikawa-Kuroki Q89.81

Nonne-Milroy-Meige Q82.0

Nothnagel's vasomotor acroparesthesia I73.89

obesity hypoventilation (OHS) E66.2

obliterans
- bronchiolitis (*see also* Bronchiolitis, obliterative) J44.81

- oculomotor H51.9
- Ogilvie K59.81
- Oliver-McFarlane Q87.89
- ophthalmoplegia-cerebellar ataxia — *see* Strabismus, paralytic, third nerve
- oral allergy T78.19 ☑
- oral-facial-digital Q87.0
- organic
  - affective F06.30
  - amnesic (not alcohol- or drug-induced) F04
  - brain F09
  - depressive F06.31
  - hallucinosis F06.0
  - personality F07.0
- Ormond's N13.5
- oro-facial-digital Q87.0
- os trigonum Q68.8
- Osler-Weber-Rendu I78.0
- osteoporosis-osteomalacia M83.8
- Osterreicher-Turner Q87.2
- otolith — *see* subcategory H81.8 ☑
- oto-palatal-digital Q87.0
- outlet (thoracic) (*see also* Syndrome, thoracic outlet) G54.0
- ovary
  - polycystic E28.2
  - resistant E28.39
  - sclerocystic E28.2
- Owren's D68.2
- Paget-Schroetter I82.890
- pain (*see also* Pain)
  - complex regional I G90.50
    - lower limb G90.52 ☑
    - specified site NEC G90.59
    - upper limb G90.51 ☑

- complex regional II — *see* Causalgia
- painful
  - bruising D69.2
  - feet E53.8
  - prostate N42.81
- paralysis agitans — *see* Parkinsonism
- paralytic G83.9
  - specified NEC G83.89
- Parinaud's H51.0
- parkinsonian — *see* Parkinsonism
- Parkinson's — *see* Parkinsonism
- paroxysmal facial pain G50.0
- Parry's E05.00
  - with thyroid storm E05.01
- Parsonage (-Aldren)-Turner G54.5
- patella clunk M25.86 ☑
- Paterson (-Brown) (-Kelly) D50.1
- pectoral girdle I77.89
- pectoralis minor I77.89
- pediatric autoimmune neuropsychiatric disorders associated with streptococcal infections (PANDAS) D89.89
- pediatric inflammatory multisystem M35.81
- Pelger-Huet D72.0
- pellagra-cerebellar ataxia-renal aminoaciduria E72.02
- pellagroid E52
- Pellegrini-Stieda — *see* Bursitis, tibial collateral
- pelvic congestion-fibrosis, female N94.89
- penta X Q97.1
- peptic ulcer — *see* Ulcer, peptic
- perabduction I77.89
- periodic fever M04.1
- periodic fever, aphthous stomatitis, pharyngitis, and adenopathy [PFAPA] M04.8
- periodic headache, in adults and children — *see* Headache, periodic syndromes in adults and children
- periurethral fibrosis N13.5
- Peutz-Jeghers Q85.89
- phantom limb (without pain) G54.7

- with pain G54.6
- pharyngeal pouch D82.1
- Phelan-McDermid Q93.52
- Pick's — *see* Disease, Pick's
- Pickwickian E66.2
- PIE (pulmonary infiltration with eosinophilia) (*see also* Eosinophilia, pulmonary) J82.89
- pigmentary pallidal degeneration (progressive) G23.0
- pineal E34.8
- pituitary E22.0
- plantar fascia M72.2
- placental transfusion — *see* Pregnancy, complicated by, placental transfusion syndromes
- plateau iris (post-iridectomy) (postprocedural) H21.82
- Plummer-Vinson D50.1
- pluricarential of infancy E40
- plurideficiency E40
- pluriglandular (compensatory) E31.8
  - autoimmune E31.0
- pneumatic hammer T75.21 ☑
- polyangiitis overlap M30.8
- polycarential of infancy E40
- polyglandular E31.8
  - autoimmune E31.0
- polysplenia Q89.09
- pontine NEC G93.89
- popliteal
  - artery entrapment I77.89
  - web Q87.89
- postbacterial fatigue G93.39
- postcardiac injury
  - postcardiotomy I97.0
  - postmyocardial infarction I24.1

- postcardiotomy I97.0
- post chemoembolization - code to associated conditions
- postcholecystectomy K91.5
- postcommissurotomy I97.0
- postconcussional F07.81
- postcontusional F07.81
- post-COVID (-19) U09.9
- postencephalitic F07.89
- post endometrial ablation N99.85
- posterior
  - cervical sympathetic M53.0
  - cord G83.83
  - fossa compression G93.5
  - reversible encephalopathy (PRES) I67.83
- postgastrectomy (dumping) K91.1
- postgastric surgery K91.1
- postinfarction I24.1
- postinfectious fatigue G93.39
- postlaminectomy NEC M96.1
- postleukotomy F07.0
- postmastectomy lymphedema I97.2
- postmyocardial infarction I24.1
- postoperative NEC T81.9 ☑
  - blind loop K90.2
- postpartum panhypopituitary (Sheehan) E23.0
- postpolio (myelitic) G14
- postthrombotic I87.009
  - with
    - inflammation I87.02 ☑
      - with ulcer I87.03 ☑

- specified complication NEC I87.09 ☑
- ulcer I87.01 ☑
  - with inflammation I87.03 ☑
- asymptomatic I87.00 ☑

postural
- orthostatic tachycardia [POTS] G90.A
- tachycardia G90.A

postvagotomy K91.1
postvalvulotomy I97.0
postviral NEC G93.31
- fatigue G93.31

Potain's K31.0
potassium intoxication E87.5
Prader-Willi Q87.11
Prader-Willi-like Q87.19
precerebral artery (multiple) (bilateral) G45.2
preinfarction I20.0
preleukemic D46.9
premature senility E34.8
premenstrual dysphoric F32.81
premenstrual tension N94.3
Prinzmetal-Massumi R07.1
prune belly Q79.4
pseudocarpal tunnel (sublimis) — *see* Syndrome, carpal tunnel
pseudoparalytica G70.00
- with exacerbation (acute) G70.01
- in crisis G70.01

pseudo -Turner's Q87.19
psycho-organic (nonpsychotic severity) F07.9

- acute or subacute F05
- depressive type F06.31
- hallucinatory type F06.0
- nonpsychotic severity F07.0
- specified NEC F07.89

PTEN (hamartoma) tumor Q85.81
pulmonary
- arteriosclerosis I27.0
- dysmaturity (Wilson-Mikity) P27.0
- hypoperfusion (idiopathic) P22.0
- renal (hemorrhagic) (Goodpasture's) M31.0

pure
- motor lacunar G46.5
- sensory lacunar G46.6

Putnam-Dana D51.0
pyogenic arthritis, pyoderma gangrenosum, and acne [PAPA] M04.8
pyramidopallidonigral G20.C
pyriformis — *see* Lesion, nerve, sciatic
QT interval prolongation I45.81
radicular NEC — *see* Radiculopathy
- upper limbs, newborn (birth injury) P14.3

rapid time-zone change G47.25
Rasmussen G04.81
Raymond (-Céstan) I65.8
Raynaud's I73.00
- with gangrene I73.01

- RDS (respiratory distress syndrome, newborn) P22.0
- reactive airways dysfunction J68.3
- Refsum's G60.1
- Reifenstein E34.52
- renal glomerulohyalinosis-diabetic — *see* Diabetes, nephrosis
- Rendu-Osler-Weber I78.0
- residual ovary N99.83
- resistant ovary E28.39
- respiratory
  - distress
    - acute J80
      - adult J80
      - child J80
      - idiopathic J84.114
    - newborn (idiopathic) (type I) P22.0
      - type II P22.1
- restless legs G25.81
- restrictive allograft J4A.0
- retinoblastoma (familial) C69.2 ☑
- retroperitoneal fibrosis K68.2
- retroviral seroconversion (acute) Z21
- Reye's G93.7
- Richter — *see* Leukemia, chronic lymphocytic, B-cell type
- Ridley's I50.1
- right
  - heart, hypoplastic Q22.6
  - ventricular obstruction — *see* Failure, heart, right

- Romano-Ward (prolonged QT interval) I45.81
- rotator cuff, shoulder (*see also* Tear, rotator cuff) M75.10 ☑
- Rotes Quérol — *see* Hyperostosis, ankylosing
- Roth — *see* Meralgia paresthetica
- rubella (congenital) P35.0
- Ruvalcaba-Myhre-Smith E71.440
- Rytand-Lipsitch I44.2
- salt
  - depletion E87.1
    - due to heat NEC T67.8 ☑
      - causing heat exhaustion or prostration T67.4 ☑
  - low E87.1
- salt-losing N28.89
- SATB2-associated Q87.89
- Scaglietti-Dagnini E22.0
- scalenus anticus (anterior) G54.0
- scapulocostal — *see* Mononeuropathy, upper limb, specified site NEC
- scapuloperoneal G71.09
- schizophrenic, of childhood NEC F20.9
- Schnitzler D47.2
- Scholte's E34.09
- Schroeder's E27.0
- Schüller-Christian C96.5
- Schwachman (-Diamond) D61.02
- Schwartz (-Jampel) G71.13
- Schwartz-Bartter E22.2
- scimitar Q26.8
- sclerocystic ovary E28.2
- Seitelberger's G31.89
- septicemic adrenal hemorrhage A39.1
- seroconversion, retroviral (acute) Z21
- serotonin G90.81
- serous meningitis G93.2
- severe acute respiratory (SARS) J12.81

- coronavirus 2 (*see also* COVID-19) U07.1
  - pneumonia J12.82
- shaken infant T74.4 ☑
- shock (traumatic) T79.4 ☑
  - kidney N17.0
    - following crush injury T79.5 ☑
  - toxic A48.3
- shock-lung J80
- Shone's - code to specific anomalies
- short
  - bowel K90.829
    - with
      - colon in continuity K90.821
      - ileocolonic anastomosis K90.821
    - without colon in continuity K90.822
  - gut — *see* Syndrome, short, bowel
  - rib Q77.2
- shoulder-hand — *see* Algoneurodystrophy
- Shwachman (-Diamond) D61.02
- sicca — *see* Syndrome, Sjögren
- sick
  - cell E87.1
  - sinus I49.5
- sick-euthyroid E07.81
- sideropenic D50.1
- Siemens' ectodermal dysplasia Q82.4
- Silfversköld's Q78.9
- Simons' E88.11
- sinus tarsi M25.57 ☑
- sinusitis-bronchiectasis-situs inversus Q89.3
- Sipple's E31.22
- sirenomelia Q87.2
- Sjögren M35.00

- with
  - central nervous system involvement M35.07
  - dental involvement M35.0C
  - gastrointestinal involvement M35.08
  - glomerular disease M35.0A
  - inflammatory arthritis M35.05
  - keratoconjunctivitis M35.01
  - lung involvement M35.02
  - myopathy M35.03
  - peripheral nervous system involvement M35.06
  - renal tubular acidosis M35.04
  - specified organ involvement, NEC M35.09
  - tubulo-interstitial nephropathy M35.04
  - vasculitis M35.0B
- Slocumb's E27.0
- slow flow, coronary I20.89
- Sluder's G44.89
- Smith-Magenis Q93.88
- Sneddon-Wilkinson L13.1
- Snyder-Robinson Q87.89
- Soto's Q87.3
- South African cardiomyopathy I42.8
- spasmodic
  - upward movement, eyes H51.8
  - winking F95.8
- Spen's I45.9
- splenic
  - agenesis Q89.01
  - flexure K59.89
  - neutropenia D73.81

- Spurway's Q78.0
- staphylococcal scalded skin L00
- steal
  - arteriovenous T82.898 ☑
  - ischemic T82.898 ☑
  - subclavian G45.8
- Stein-Leventhal E28.2
- Stein's E28.2
- Stevens-Johnson syndrome L51.1
  - toxic epidermal necrolysis overlap L51.3
- Stewart-Morel M85.2
- Stickler Q89.89
- stiff baby Q89.89
- stiff man G25.82
- Still-Felty — *see* Felty's syndrome
- Stokes (-Adams) I45.9
- stone heart I50.1
- straight back, congenital Q76.49
- Sturge-Weber (-Dimitri) Q85.89
- subclavian steal G45.8
- subcoracoid-pectoralis minor G54.0
- subcostal nerve compression I77.89
- subphrenic interposition Q43.3
- superior
  - cerebellar artery I63.89
  - mesenteric artery K55.1
  - semi-circular canal dehiscence H83.8X ☑
  - vena cava I87.1

- supine hypotensive (maternal) — *see* Syndrome, hypotension, maternal
- suprarenal cortical E27.0
- supraspinatus (*see also* Tear, rotator cuff) M75.10 ☑
- Susac G93.49
- swallowed blood P78.2
- sweat retention L74.0
- Swyer Q99.1
- Symond's G93.2
- sympathetic
  - cervical paralysis G90.2
  - pelvic, female N94.89
- systemic inflammatory response (SIRS), of non-infectious origin (without organ dysfunction) R65.10
  - with acute organ dysfunction R65.11
- tachycardia-bradycardia I49.5
- takotsubo I51.81
- TAR (thrombocytopenia with absent radius) Q87.2
- tarsal tunnel G57.5 ☑
- teething K00.7
- tegmental G93.89
- telangiectasic-pigmentation-cataract Q82.8
- temporal pyramidal apex — *see* Otitis, media, suppurative, acute
- temporomandibular joint-pain-dysfunction M26.62 ☑
- Terry's (*see also* Myopia, degenerative) H44.2 ☑
- testicular feminization (*see also* Syndrome, androgen insensitivity) E34.51
- thalamic pain (hyperesthetic) G89.0
- thoracic outlet (compression) G54.0
  - arterial I77.89
  - neurogenic G54.0
  - venous I87.1

- Thorson-Björck E34.09
- thrombocytopenia with absent radius (TAR) Q87.2
- thrombosis with thrombocytopenia D75.84
- thyroid-adrenocortical insufficiency E31.0
- tibial
  - anterior M76.81 ☑
  - posterior M76.82 ☑
- Tietze's M94.0
- time-zone (rapid) G47.25
- Toni-Fanconi E72.09
  - with cystinosis E72.04
- Touraine's Q79.8
- tourniquet — *see* Constriction, external, by site
- toxic shock A48.3
- transient left ventricular apical ballooning I51.81
- traumatic vasospastic T75.22 ☑
- Treacher Collins Q75.4
- triple X, female Q97.0
- trisomy Q92.9
  - 13 Q91.7
    - meiotic nondisjunction Q91.4
    - mitotic nondisjunction Q91.5
    - mosaicism Q91.5
    - translocation Q91.6
  - 18 Q91.3
    - meiotic nondisjunction Q91.0
    - mitotic nondisjunction Q91.1
    - mosaicism Q91.1
    - translocation Q91.2
  - 20 (q)(p) Q92.8
  - 21 Q90.9

- meiotic nondisjunction Q90.0
- mitotic nondisjunction Q90.1
- mosaicism Q90.1
- translocation Q90.2

22 Q92.8

tropical wet feet T69.02 ☑

Trousseau's I82.1

tumor lysis (following antineoplastic chemotherapy) (spontaneous) NEC E88.3

tumor necrosis factor receptor associated periodic (TRAPS) M04.1

Twiddler's (due to)

- automatic implantable defibrillator T82.198 ☑
- cardiac pacemaker T82.198 ☑

Unverricht (-Lundborg) — *see* Epilepsy, generalized, idiopathic

upward gaze H51.8

uremia, chronic (*see also* Disease, kidney, chronic) N18.9

urethral N34.3

urethro-oculo-articular — *see* Reiter's disease

urohepatic K76.7

usher Q99.819

- specified NEC Q99.814
- type 1 Q99.811
- type 2 Q99.812
- type 3 Q99.813
- type 4 Q99.814

vago-hypoglossal G52.7

vascular NEC in cerebrovascular disease G46.8

vasoconstriction, reversible cerebrovascular I67.841

vasomotor I73.9

vasospastic (traumatic) T75.22 ☑

vasovagal R55

van Buchem's M85.2

van der Hoeve's Q78.0

VATER Q87.2

velo-cardio-facial Q93.81

vena cava (inferior) (superior) (obstruction) I87.1

vertebral

- artery G45.0
  - compression — *see* Syndrome, anterior, spinal artery, compression
- steal G45.0

vertebro-basilar artery G45.0
vertebrogenic (pain) (*see also* Pain, vertebrogenic) M54.89
vertiginous — *see* Disorder, vestibular function
Vinson-Plummer D50.1
virus B34.9
visceral larva migrans B83.0
visual disorientation H53.8
vitamin B6 deficiency E53.1
vitreal corneal H59.01 ☑
vitreous (touch) H59.01 ☑
Vogt-Koyanagi H20.82 ☑
Volkmann's T79.6 ☑
von Hippel-Lindau Q85.83
von Schroetter's I82.890
von Willebrand (-Jürgen) — *see* Disease, von Willebrand
- acquired (*see also* Disease, von Willebrand) D68.04

Waldenström-Kjellberg D50.1
Wallenberg's G46.3
wasting (syndrome) due to underlying condition E88.A
water retention E87.79
Waterhouse (-Friderichsen) A39.1
Weber-Gubler G46.3
Weber-Leyden G46.3
Weber's G46.3
Wegener's M31.30
- with
  - kidney involvement M31.31
  - lung involvement M31.30

- with kidney involvement M31.31
- Weingarten's (tropical eosinophilia) J82.89
- Weiss-Baker G90.09
- Werdnig-Hoffman G12.0
- Wermer's E31.21
- Werner's E34.8
- Wernicke-Korsakoff (nonalcoholic) F04
  - alcoholic F10.26
- West's — *see* Epilepsy, spasms
- Westphal-Strümpell E83.01
- wet
  - feet (maceration) (tropical) T69.02 ☑
  - lung, newborn P22.1
- whiplash S13.4 ☑
- whistling face Q87.0
- Wilkie's K55.1
- Wilkinson-Sneddon L13.1
- Williams Q93.82
- Willebrand (-Jürgens) — *see* Disease, von Willebrand
- Wilson's (hepatolenticular degeneration) E83.01
- Wiskott-Aldrich D82.0
- withdrawal — *see* Withdrawal, state
  - drug
    - infant of dependent mother P96.1
    - therapeutic use, newborn P96.2

- Woakes' (ethmoiditis) J33.1
- Wright's (hyperabduction) G54.0
- X I20.9
- XXXX Q97.1
- XXXXX Q97.1
- XXXXY Q98.1
- XXY Q98.0
- Yao M04.8
- yellow nail L60.5
- Zahorsky's B08.5
- Zellweger syndrome E71.510
- Zellweger-like syndrome E71.541

Synechia (anterior) (iris) (posterior) (pupil) (*see also* Adhesions, iris)
- intra-uterine (traumatic) N85.6

Synesthesia R20.8

Syngamiasis, syngamosis B83.3

Synodontia K00.2

Synorchidism, synorchism Q55.1

Synostosis (congenital) Q78.8
- astragalo-scaphoid Q74.2
- radioulnar Q74.0

Synovial sarcoma — *see* Neoplasm, connective tissue, malignant

Synovioma (malignant) (*see also* Neoplasm, connective tissue, malignant)
- benign — *see* Neoplasm, connective tissue, benign

Synoviosarcoma — *see* Neoplasm, connective tissue, malignant

Synovitis (*see also* Tenosynovitis) M65.90
- ankle and foot M65.97 ☑
- arm, upper M65.92 ☑
- crepitant
  - hand M70.04 ☑
  - wrist M70.03 ☑

- forearm M65.93 ☑
- gonococcal A54.49
- gouty — *see* Gout
- hand M65.94 ☑
- in (due to)
  - crystals M65.8 ☑
  - gonorrhea A54.49
  - syphilis (late) A52.78
  - use, overuse, pressure — *see* Disorder, soft tissue, due to use
- infective NEC — *see* Tenosynovitis, infective NEC
- leg, lower M65.96 ☑
- multiple sites, unspecified type M65.99
- shoulder M65.91 ☑
- specified NEC — *see* Tenosynovitis, specified type NEC
- specified site, unspecified type M65.98
- syphilitic A52.78
  - congenital (early) A50.02
- thigh M65.95 ☑
- toxic — *see* Synovitis, transient
- transient M67.3 ☑
  - ankle M67.37 ☑
  - elbow M67.32 ☑
  - foot joint M67.37 ☑
  - hand joint M67.34 ☑
  - hip M67.35 ☑
  - knee M67.36 ☑
  - multiple site M67.39
  - pelvic region M67.35 ☑
  - shoulder M67.31 ☑
  - specified joint NEC M67.38
  - wrist M67.33 ☑

- traumatic, current — *see* Sprain
- tuberculous — *see* Tuberculosis, synovitis
- villonodular (pigmented) M12.2 ☑
  - ankle M12.27 ☑
  - elbow M12.22 ☑
  - foot joint M12.27 ☑
  - hand joint M12.24 ☑
  - hip M12.25 ☑
  - knee M12.26 ☑
  - multiple site M12.29
  - pelvic region M12.25 ☑
  - shoulder M12.21 ☑
  - specified joint NEC M12.28
  - vertebrae M12.28
  - wrist M12.23 ☑

Syphilid A51.39
- congenital A50.06
- newborn A50.06
- tubercular (late) A52.79

Syphilis, syphilitic (acquired) A53.9
- abdomen (late) A52.79
- acoustic nerve A52.15
- adenopathy (secondary) A51.49
- adrenal (gland) (with cortical hypofunction) A52.79
- age under 2 years NOS (*see also* Syphilis, congenital, early)
  - acquired A51.9
- alopecia (secondary) A51.32
- anemia (late) A52.79 *[D63.8]*
- aneurysm (aorta) (ruptured) A52.01
  - central nervous system A52.05
  - congenital A50.54 *[I79.0]*

- anus (late) A52.74
  - primary A51.1
  - secondary A51.39
- aorta (arch) (abdominal) (thoracic) A52.02
  - aneurysm A52.01
- aortic (insufficiency) (regurgitation) (stenosis) A52.03
  - aneurysm A52.01
- arachnoid (adhesive) (cerebral) (spinal) A52.13
- asymptomatic — *see* Syphilis, latent
- ataxia (locomotor) A52.11
- atrophoderma maculatum A51.39
- auricular fibrillation A52.06
- bladder (late) A52.76
- bone A52.77
  - secondary A51.46
- brain A52.17
- breast (late) A52.79
- bronchus (late) A52.72
- bubo (primary) A51.0
- bulbar palsy A52.19
- bursa (late) A52.78
- cardiac decompensation A52.06
- cardiovascular A52.00
- central nervous system (late) (recurrent) (relapse) (tertiary) A52.3
  - with
    - ataxia A52.11
    - general paralysis A52.17
      - juvenile A50.45
    - paresis (general) A52.17
      - juvenile A50.45
    - tabes (dorsalis) A52.11

- juvenile A50.45
- taboparesis A52.17
  - juvenile A50.45
- aneurysm A52.05
- congenital A50.40
- juvenile A50.40
- remission in (sustained) A52.3
- serology doubtful, negative, or positive A52.3
- specified nature or site NEC A52.19
- vascular A52.05
- cerebral A52.17
- meningovascular A52.13
- nerves (multiple palsies) A52.15
- sclerosis A52.17
- thrombosis A52.05
- cerebrospinal (tabetic type) A52.12
- cerebrovascular A52.05
- cervix (late) A52.76
- chancre (multiple) A51.0
- extragenital A51.2
- Rollet's A51.0
- Charcot's joint A52.16
- chorioretinitis A51.43
- congenital A50.01
- late A52.71
- prenatal A50.01
- choroiditis — *see* Syphilitic chorioretinitis
- choroidoretinitis — *see* Syphilitic chorioretinitis
- ciliary body (secondary) A51.43
- late A52.71

- colon (late) A52.74
- combined spinal sclerosis A52.11
- condyloma (latum) A51.31
- congenital A50.9
  - with
    - paresis (general) A50.45
    - tabes (dorsalis) A50.45
    - taboparesis A50.45
  - chorioretinitis, choroiditis A50.01 *[H32]*
  - early, or less than 2 years after birth NEC A50.2
    - with manifestations — *see* Syphilis, congenital, early, symptomatic
    - latent (without manifestations) A50.1
      - negative spinal fluid test A50.1
      - serology positive A50.1
    - symptomatic A50.09
      - cutaneous A50.06
      - mucocutaneous A50.07
      - oculopathy A50.01
      - osteochondropathy A50.02
      - pharyngitis A50.03
      - pneumonia A50.04
      - rhinitis A50.05
      - visceral A50.08
  - interstitial keratitis A50.31
  - juvenile neurosyphilis A50.45
  - late, or 2 years or more after birth NEC A50.7
    - chorioretinitis, choroiditis A50.32
    - interstitial keratitis A50.31
    - juvenile neurosyphilis A50.45
    - latent (without manifestations) A50.6
      - negative spinal fluid test A50.6
      - serology positive A50.6
    - symptomatic or with manifestations NEC A50.59

- arthropathy A50.55
- cardiovascular A50.54
- Clutton's joints A50.51
- Hutchinson's teeth A50.52
- Hutchinson's triad A50.53
- osteochondropathy A50.56
- saddle nose A50.57

conjugal A53.9
- tabes A52.11

conjunctiva (late) A52.71
contact Z20.2
cord bladder A52.19
cornea, late A52.71
coronary (artery) (sclerosis) A52.06
coryza, congenital A50.05
cranial nerve A52.15
- multiple palsies A52.15

cutaneous — *see* Syphilis, skin
dacryocystitis (late) A52.71
degeneration, spinal cord A52.12
dementia paralytica A52.17
- juvenilis A50.45

destruction of bone A52.77
dilatation, aorta A52.01
due to blood transfusion A53.9
dura mater A52.13
ear A52.79
- inner A52.79
  - nerve (eighth) A52.15
  - neurorecurrence A52.15

early A51.9

- cardiovascular A52.00
- central nervous system A52.3
- latent (without manifestations) (less than 2 years after infection) A51.5
  - negative spinal fluid test A51.5
  - serological relapse after treatment A51.5
  - serology positive A51.5
- relapse (treated, untreated) A51.9
- skin A51.39
- symptomatic A51.9
  - extragenital chancre A51.2
  - primary, except extragenital chancre A51.0
  - secondary (*see also* Syphilis, secondary) A51.39
    - relapse (treated, untreated) A51.49
- ulcer A51.39

eighth nerve (neuritis) A52.15
endemic A65
endocarditis A52.03
- aortic A52.03
- pulmonary A52.03

epididymis (late) A52.76
epiglottis (late) A52.73
epiphysitis (congenital) (early) A50.02
episcleritis (late) A52.71
esophagus A52.79
eustachian tube A52.73
exposure to Z20.2
eye A52.71
eyelid (late) (with gumma) A52.71
fallopian tube (late) A52.76
fracture A52.77
gallbladder (late) A52.74
gastric (polyposis) (late) A52.74
general A53.9

- paralysis A52.17
  - juvenile A50.45
- genital (primary) A51.0
- glaucoma A52.71
- gumma NEC A52.79
  - cardiovascular system A52.00
  - central nervous system A52.3
  - congenital A50.59
- heart (block) (decompensation) (disease) (failure) A52.06 *[I52]*
  - valve NEC A52.03
- hemianesthesia A52.19
- hemianopsia A52.71
- hemiparesis A52.17
- hemiplegia A52.17
- hepatic artery A52.09
- hepatis A52.74
- hepatomegaly, congenital A50.08
- hereditaria tarda — *see* Syphilis, congenital, late
- hereditary — *see* Syphilis, congenital
- Hutchinson's teeth A50.52
- hyalitis A52.71
- inactive — *see* Syphilis, latent
- infantum — *see* Syphilis, congenital
- inherited — *see* Syphilis, congenital
- internal ear A52.79
- intestine (late) A52.74
- iris, iritis (secondary) A51.43
  - late A52.71

- joint (late) A52.77
- keratitis (congenital) (interstitial) (late) A50.31
- kidney (late) A52.75
- lacrimal passages (late) A52.71
- larynx (late) A52.73
- late A52.9
  - cardiovascular A52.00
  - central nervous system A52.3
  - kidney A52.75
  - latent or 2 years or more after infection (without manifestations) A52.8
    - negative spinal fluid test A52.8
    - serology positive A52.8
  - paresis A52.17
  - specified site NEC A52.79
  - symptomatic or with manifestations A52.79
  - tabes A52.11
- latent A53.0
  - with signs or symptoms - code by site and stage under Syphilis
  - central nervous system A52.2
  - date of infection unspecified A53.0
  - early, or less than 2 years after infection A51.5
  - follow-up of latent syphilis A53.0
    - date of infection unspecified A53.0
    - late, or 2 years or more after infection A52.8
  - late, or 2 years or more after infection A52.8
  - positive serology (only finding) A53.0
    - date of infection unspecified A53.0
    - early, or less than 2 years after infection A51.5
    - late, or 2 years or more after infection A52.8
- lens (late) A52.71
- leukoderma A51.39

- late A52.79
- lienitis A52.79
- lip A51.39
  - chancre (primary) A51.2
  - late A52.79
- Lissauer's paralysis A52.17
- liver A52.74
- locomotor ataxia A52.11
- lung A52.72
- lymph gland (early) (secondary) A51.49
  - late A52.79
- lymphadenitis (secondary) A51.49
- macular atrophy of skin A51.39
  - striated A52.79
- mediastinum (late) A52.73
- meninges (adhesive) (brain) (spinal cord) A52.13
- meningitis A52.13
  - acute (secondary) A51.41
  - congenital A50.41
- meningoencephalitis A52.14
- meningovascular A52.13
  - congenital A50.41
- mesarteritis A52.09
  - brain A52.04
- middle ear A52.77
- mitral stenosis A52.03
- monoplegia A52.17
- mouth (secondary) A51.39
  - late A52.79
- mucocutaneous (secondary) A51.39
  - late A52.79

- mucous
  - membrane (secondary) A51.39
    - late A52.79
  - patches A51.39
    - congenital A50.07
- mulberry molars A50.52
- muscle A52.78
- myocardium A52.06
- nasal sinus (late) A52.73
- neonatorum — *see* Syphilis, congenital
- nephrotic syndrome (secondary) A51.44
- nerve palsy (any cranial nerve) A52.15
  - multiple A52.15
- nervous system, central A52.3
- neuritis A52.15
  - acoustic A52.15
- neurorecidive of retina A52.19
- neuroretinitis A52.19
- newborn — *see* Syphilis, congenital
- nodular superficial (late) A52.79
- nonvenereal A65
- nose (late) A52.73
  - saddle back deformity A50.57
- occlusive arterial disease A52.09
- oculopathy A52.71
- ophthalmic (late) A52.71
- optic nerve (atrophy) (neuritis) (papilla) A52.15
- orbit (late) A52.71
- organic A53.9
- osseous (late) A52.77
- osteochondritis (congenital) (early) A50.02 *[M90.80]*
- osteoporosis A52.77
- ovary (late) A52.76
- oviduct (late) A52.76
- palate (late) A52.79
- pancreas (late) A52.74
- paralysis A52.17

- general A52.17
  - juvenile A50.45
- paresis (general) A52.17
  - juvenile A50.45
- paresthesia A52.19
- Parkinson's disease or syndrome A52.19
- paroxysmal tachycardia A52.06
- pemphigus (congenital) A50.06
- penis (chancre) A51.0
  - late A52.76
- pericardium A52.06
- perichondritis, larynx (late) A52.73
- periosteum (late) A52.77
  - congenital (early) A50.02 *[M90.80]*
  - early (secondary) A51.46
- peripheral nerve A52.79
- petrous bone (late) A52.77
- pharynx (late) A52.73
  - secondary A51.39
- pituitary (gland) A52.79
- pleura (late) A52.73
- pneumonia, white A50.04
- pontine lesion A52.17
- portal vein A52.09
- primary A51.0

- anal A51.1
- and secondary — *see* Syphilis, secondary
- central nervous system A52.3
- extragenital chancre NEC A51.2
- fingers A51.2
- genital A51.0
- lip A51.2
- specified site NEC A51.2
- tonsils A51.2

prostate (late) A52.76
ptosis (eyelid) A52.71
pulmonary (late) A52.72
- artery A52.09

pyelonephritis (late) A52.75
recently acquired, symptomatic A51.9
rectum (late) A52.74
respiratory tract (late) A52.73
retina, late A52.71
retrobulbar neuritis A52.15
salpingitis A52.76
sclera (late) A52.71
sclerosis
- cerebral A52.17
- coronary A52.06
- multiple A52.11

scotoma (central) A52.71
scrotum (late) A52.76
secondary (and primary) A51.49

- adenopathy A51.49
- anus A51.39
- bone A51.46
- chorioretinitis, choroiditis A51.43
- hepatitis A51.45
- liver A51.45
- lymphadenitis A51.49
- meningitis (acute) A51.41
- mouth A51.39
- mucous membranes A51.39
- periosteum, periostitis A51.46
- pharynx A51.39
- relapse (treated, untreated) A51.49
- skin A51.39
- specified form NEC A51.49
- tonsil A51.39
- ulcer A51.39
- viscera NEC A51.49
- vulva A51.39

seminal vesicle (late) A52.76
seronegative with signs or symptoms - code by site and stage under Syphilis
seropositive
- with signs or symptoms - code by site and stage under Syphilis
- follow-up of latent syphilis — *see* Syphilis, latent
- only finding — *see* Syphilis, latent

seventh nerve (paralysis) A52.15
sinus, sinusitis (late) A52.73
skeletal system A52.77
skin (with ulceration) (early) (secondary) A51.39
- late or tertiary A52.79

- small intestine A52.74
- spastic spinal paralysis A52.17
- spermatic cord (late) A52.76
- spinal (cord) A52.12
- spleen A52.79
- splenomegaly A52.79
- spondylitis A52.77
- staphyloma A52.71
- stigmata (congenital) A50.59
- stomach A52.74
- synovium A52.78
- tabes dorsalis (late) A52.11
  - juvenile A50.45
- tabetic type A52.11
  - juvenile A50.45
- taboparesis A52.17
  - juvenile A50.45
- tachycardia A52.06
- tendon (late) A52.78
- tertiary A52.9
  - with symptoms NEC A52.79
  - cardiovascular A52.00
  - central nervous system A52.3
  - multiple NEC A52.79
  - specified site NEC A52.79
- testis A52.76
- thorax A52.73
- throat A52.73
- thymus (gland) (late) A52.79
- thyroid (late) A52.79
- tongue (late) A52.79
- tonsil (lingual) (late) A52.73

- primary A51.2
- secondary A51.39

trachea (late) A52.73
tunica vaginalis (late) A52.76
ulcer (any site) (early) (secondary) A51.39
- late A52.79
- perforating A52.79
  - foot A52.11

urethra (late) A52.76
urogenital (late) A52.76
uterus (late) A52.76
uveal tract (secondary) A51.43
- late A52.71

uveitis (secondary) A51.43
- late A52.71

uvula (late) (perforated) A52.79
vagina A51.0
- late A52.76

valvulitis NEC A52.03
vascular A52.00
- brain (cerebral) A52.05

ventriculi A52.74
vesicae urinariae (late) A52.76
viscera (abdominal) (late) A52.74
- secondary A51.49

vitreous (opacities) (late) A52.71
- hemorrhage A52.71

vulva A51.0
- late A52.76
- secondary A51.39

Syphiloma A52.79

- cardiovascular system A52.00
- central nervous system A52.3
- circulatory system A52.00
- congenital A50.59

Syphilophobia F45.29
Syringadenoma (*see also* Neoplasm, skin, benign)
- papillary — *see* Neoplasm, skin, benign

Syringobulbia G95.0
Syringocystadenoma — *see* Neoplasm, skin, benign
- papillary — *see* Neoplasm, skin, benign

Syringoma (*see also* Neoplasm, skin, benign)
- chondroid — *see* Neoplasm, skin, benign

Syringomyelia G95.0
Syringomyelitis — *see* Encephalitis
Syringomyelocele — *see* Spina bifida
Syringopontia G95.0
System, systemic (*see also* condition)
- disease, combined — *see* Degeneration, combined
- inflammatory response syndrome (SIRS) of non-infectious origin (without organ dysfunction) R65.10
  - with acute organ dysfunction R65.11
- lupus erythematosus M32.9
  - inhibitor present D68.62

Systemic exertion intolerance disease [SEID] G93.32

T

- **Tabacism,** tabacosis, tabagism (*see also* Poisoning, tobacco)
  - meaning dependence (without remission) — *see* Dependence, drug, nicotine
- **Tabardillo** A75.9
  - flea-borne A75.2
  - louse-borne A75.0
- **Tabes,** tabetic A52.10
  - with
    - central nervous system syphilis A52.10
    - Charcot's joint A52.16
    - cord bladder A52.19
    - crisis, viscera (any) A52.19
    - paralysis, general A52.17
    - paresis (general) A52.17
    - perforating ulcer (foot) A52.19
  - arthropathy (Charcot) A52.16
  - bladder A52.19
  - bone A52.11
  - cerebrospinal A52.12
  - congenital A50.45
  - conjugal A52.10
  - dorsalis A52.11
    - juvenile A50.49
  - juvenile A50.49
  - latent A52.19
  - mesenterica A18.39
  - paralysis, insane, general A52.17
  - spasmodic A52.17
  - syphilis (cerebrospinal) A52.12
- **Taboparalysis** A52.17
- **Taboparesis** (remission) A52.17
  - juvenile A50.45
- **TAC** (trigeminal autonomic cephalgia) NEC G44.099

- intractable G44.091
- not intractable G44.099

Tache noir S60.22 ☑

Tachyalimentation K91.2

Tachyarrhythmia, tachyrhythmia — *see* Tachycardia

Tachycardia R00.0
- atrial (paroxysmal) I47.19
- auricular I47.19
- AV nodal re-entry (re-entrant) I47.19
- junctional (paroxysmal) I47.19
- newborn P29.11
- nodal (paroxysmal) I47.19
- non-paroxysmal AV nodal I45.89
- paroxysmal (sustained) (nonsustained) I47.9
  - with sinus bradycardia I49.5
  - atrial (PAT) I47.19
  - atrioventricular (AV) (re-entrant) I47.19
    - psychogenic F54
  - junctional I47.19
    - ectopic I47.19
  - nodal I47.19
  - psychogenic (atrial) (supraventricular) (ventricular) F54
  - supraventricular (sustained) I47.10
    - psychogenic F54
  - ventricular I47.20
    - psychogenic F54
    - specified type NEC I47.29
- psychogenic F45.8
- sick sinus I49.5
- sinoauricular NOS R00.0
  - paroxysmal I47.19

- sinus [sinusal] NOS R00.0
  - inappropriate, so stated (IST) I47.11
  - paroxysmal I47.19
- supraventricular I47.10
- ventricular (paroxysmal) (sustained) I47.20
  - psychogenic F54
  - specified type NEC I47.29

Tachygastria K31.89

Tachypnea R06.82
- hysterical F45.8
- newborn (idiopathic) (transitory) P22.1
- psychogenic F45.8
- transitory, of newborn P22.1

Taenia (infection) (infestation) B68.9
- diminuta B71.0
- echinococcal infestation B67.90
- mediocanellata B68.1
- nana B71.0
- saginata B68.1
- solium (intestinal form) B68.0
  - larval form — *see* Cysticercosis

Taeniasis (intestine) — *see* Taenia

TACO (transfusion associated circulatory overload) E87.71

TAD (transfusion-associated dyspnea) J95.87

Tag (hypertrophied skin) (infected) L91.8

- adenoid J35.8
- anus K64.4
- hemorrhoidal K64.4
- hymen N89.8
- perineal N90.89
- preauricular Q17.0
- sentinel K64.4
- skin L91.8
  - accessory (congenital) Q82.8
  - anus K64.4
  - congenital Q82.8
  - preauricular Q17.0
- tonsil J35.8
- urethra, urethral N36.8
- vulva N90.89

Tahyna fever B33.8

Takahara's disease E80.3

Takayasu's disease or syndrome M31.4

Talaromycosis B48.4

Talcosis (pulmonary) J62.0

Talipes (congenital) Q66.89

- acquired, planus — *see* Deformity, limb, flat foot
- asymmetric Q66.89
- calcaneovalgus Q66.4 ☑
- calcaneovarus Q66.1 ☑
- calcaneus Q66.89
- cavus Q66.7 ☑
- equinovalgus Q66.6
- equinovarus Q66.0 ☑
- equinus Q66.89
- percavus Q66.7 ☑
- planovalgus Q66.6
- planus (acquired) (any degree) (*see also* Deformity, limb, flat foot)

- congenital Q66.5 ☑
- due to rickets (sequelae) E64.3
- valgus Q66.6
- varus Q66.3 ☑

Tall stature, constitutional E34.4
Talma's disease M62.89
Talon noir S90.3 ☑
- hand S60.22 ☑
- heel S90.3 ☑
- toe S90.1 ☑

Tamponade, heart I31.4
Tanapox (virus disease) B08.71
Tangier disease E78.6
Tantrum, child problem F91.8
Tapeworm (infection) (infestation) — *see* Infestation, tapeworm
Tapia's syndrome G52.7
TAR (thrombocytopenia with absent radius) syndrome Q87.2
Tarral-Besnier disease L44.0
Tarsal tunnel syndrome — *see* Syndrome, tarsal tunnel
Tarsalgia — *see* Pain, limb, lower
Tarsitis (eyelid) H01.8 ☑
- syphilitic A52.71
- tuberculous A18.4

Tartar (teeth) (dental calculus) K03.6
Tattoo (mark) L81.8
Tauri's disease E74.09
Taurodontism K00.2
Taussig-Bing syndrome Q20.1
Taybi's syndrome Q87.2
Tay-Sachs amaurotic familial idiocy or disease E75.02
TBI (traumatic brain injury) S06.9 ☑
Teacher's node or nodule J38.2
Tear, torn (traumatic) (*see also* Laceration)

- with abortion — *see* Abortion
- annular fibrosis M51.35
- anus, anal (sphincter) S31.831 ☑
  - complicating delivery
    - with third degree perineal laceration (*see also* Delivery, complicated, by, laceration, perineum, third degree) O70.20
      - with mucosa O70.3
    - without third degree perineal laceration O70.4
  - nontraumatic (healed) (old) K62.81
- articular cartilage, old — *see* Derangement, joint, articular cartilage, by site
- bladder
  - with ectopic or molar pregnancy O08.6
  - following ectopic or molar pregnancy O08.6
  - obstetrical O71.5
  - traumatic — *see* Injury, bladder
- bowel
  - with ectopic or molar pregnancy O08.6
  - following ectopic or molar pregnancy O08.6
  - obstetrical trauma O71.5
- broad ligament
  - with ectopic or molar pregnancy O08.6
  - following ectopic or molar pregnancy O08.6
  - obstetrical trauma O71.6
- bucket handle (knee) (meniscus) — *see* Tear, meniscus
- capsule, joint — *see* Sprain
- cartilage (*see also* Sprain)
  - articular, old — *see* Derangement, joint, articular cartilage, by site
- cervix
  - with ectopic or molar pregnancy O08.6
  - following ectopic or molar pregnancy O08.6
  - obstetrical trauma (current) O71.3
  - old N88.1
  - traumatic — *see* Injury, uterus

- dural G97.41
  - nontraumatic G96.11
- internal organ — *see* Injury, by site
- knee cartilage
  - articular (current) S83.3 ☑
  - old — *see* Derangement, knee, meniscus, due to old tear
- ligament — *see* Sprain
- meniscus (knee) (current injury) S83.209 ☑
  - bucket-handle S83.20 ☑
  - lateral
    - bucket-handle S83.25 ☑
    - complex S83.27 ☑
    - peripheral S83.26 ☑
    - specified type NEC S83.28 ☑
  - medial
    - bucket-handle S83.21 ☑
    - complex S83.23 ☑
    - peripheral S83.22 ☑
    - specified type NEC S83.24 ☑
  - old — *see* Derangement, knee, meniscus, due to old tear
  - site other than knee - code as Sprain
  - specified type NEC S83.20 ☑
- muscle — *see* Strain
- pelvic
  - floor, complicating delivery O70.1
  - organ NEC, obstetrical trauma O71.5
    - with ectopic or molar pregnancy O08.6
    - following ectopic or molar pregnancy O08.6
- perineal, secondary O90.1
- periurethral tissue, obstetrical trauma O71.82

- with ectopic or molar pregnancy O08.6
- following ectopic or molar pregnancy O08.6

rectovaginal septum — *see* Laceration, vagina
retina, retinal (without detachment) (horseshoe) (*see also* Break, retina, horseshoe)
- with detachment — *see* Detachment, retina, with retinal, break

rotator cuff (nontraumatic) M75.10 ☑
- complete M75.12 ☑
- incomplete M75.11 ☑
- traumatic S46.01 ☑
  - capsule S43.42 ☑

semilunar cartilage, knee — *see* Tear, meniscus
supraspinatus (complete) (incomplete) (nontraumatic) (*see also* Tear, rotator cuff) M75.10 ☑
tendon — *see* Strain
tentorial, at birth P10.4
umbilical cord
- complicating delivery O69.89 ☑

urethra
- with ectopic or molar pregnancy O08.6
- following ectopic or molar pregnancy O08.6
- obstetrical trauma O71.5

uterus — *see* Injury, uterus
vagina — *see* Laceration, vagina
vessel, from catheter — *see* Puncture, accidental complicating surgery
vulva, complicating delivery O70.0

Tear-stone — *see* Dacryolith
Teeth (*see also* condition)
- grinding
  - psychogenic F45.8
  - sleep related G47.63

Teething (syndrome) K00.7
Telangiectasia, telangiectasis (verrucous) I78.1

- ataxic (cerebellar) (Louis-Bar) G11.3
- familial I78.0
- hemorrhagic, hereditary (congenital) (senile) I78.0
- hereditary, hemorrhagic (congenital) (senile) I78.0
- juxtafoveal H35.07 ☑
- macular H35.07 ☑
- macularis eruptiva perstans D47.01
- parafoveal H35.07 ☑
- retinal (idiopathic) (juxtafoveal) (macular) (parafoveal) H35.07 ☑
- spider I78.1

Telephone scatologia F65.89

Telescoped bowel or intestine K56.1
- congenital Q43.8

Temperature
- body, high (of unknown origin) R50.9
- cold, trauma from T69.9 ☑
  - newborn P80.0
  - specified effect NEC T69.8 ☑

Temple — *see* condition

Temporal — *see* condition

Temporomandibular joint pain-dysfunction syndrome M26.62 ☑

Temporosphenoidal — *see* condition

Tendency
- bleeding — *see* Defect, coagulation
- suicide
  - meaning personal history of attempted suicide Z91.51
  - meaning suicidal ideation — *see* Ideation, suicidal
- to fall R29.6

Tenderness, abdominal R10.819
- costovertebral (angle) R39.859
  - bilateral R39.853
  - left R39.852
  - right R39.851

- epigastric R10.816
- flank R10.8A9
  - left R10.8A2
  - right R10.8A1
- generalized R10.817
- left lower quadrant R10.814
- left upper quadrant R10.812
- periumbilic R10.815
- right lower quadrant R10.813
- right upper quadrant R10.811
- rebound R10.829
  - epigastric R10.826
  - generalized R10.827
  - left lower quadrant R10.824
  - left upper quadrant R10.822
  - periumbilic R10.825
  - right lower quadrant R10.823
  - right upper quadrant R10.821
- suprapubic R10.8A3

Tendinitis, tendonitis (*see also* Enthesopathy)
- Achilles M76.6 ☑
- adhesive — *see* Tenosynovitis, specified type NEC
  - shoulder — *see* Capsulitis, adhesive
- bicipital M75.2 ☑
- calcific M65.2 ☑

- ankle M65.27 ☑
- foot M65.27 ☑
- forearm M65.23 ☑
- hand M65.24 ☑
- lower leg M65.26 ☑
- multiple sites M65.29
- pelvic region M65.25 ☑
- shoulder M75.3 ☑
- specified site NEC M65.28
- thigh M65.25 ☑
- upper arm M65.22 ☑

due to use, overuse, pressure (*see also* Disorder, soft tissue, due to use)
- specified NEC — *see* Disorder, soft tissue, due to use, specified NEC

gluteal M76.0 ☑
patellar M76.5 ☑
peroneal M76.7 ☑
psoas M76.1 ☑
tibial (posterior) M76.82 ☑
- anterior M76.81 ☑

trochanteric — *see* Bursitis, hip, trochanteric

Tendon — *see* condition
Tendosynovitis — *see* Tenosynovitis
Tenesmus (rectal) R19.8
- vesical R30.1

Tennis elbow — *see* Epicondylitis, lateral
Tenonitis (*see also* Tenosynovitis)
- eye (capsule) H05.04 ☑

Tenontosynovitis — *see* Tenosynovitis
Tenontothecitis — *see* Tenosynovitis
Tenophyte — *see* Disorder, synovium, specified type NEC
Tenosynovitis (*see also* Synovitis) M65.90
- adhesive — *see* Tenosynovitis, specified type NEC
  - shoulder — *see* Capsulitis, adhesive

- bicipital (calcifying) — *see* Tendinitis, bicipital
- gonococcal A54.49
- in (due to)
  - crystals M65.8 ☑
  - gonorrhea A54.49
  - syphilis (late) A52.78
  - use, overuse, pressure (*see also* Disorder, soft tissue, due to use)
    - specified NEC — *see* Disorder, soft tissue, due to use, specified NEC
- infective NEC M65.1 ☑
  - ankle M65.17 ☑
  - foot M65.17 ☑
  - forearm M65.13 ☑
  - hand M65.14 ☑
  - lower leg M65.16 ☑
  - multiple sites M65.19
  - pelvic region M65.15 ☑
  - shoulder region M65.11 ☑
  - specified site NEC M65.18
  - thigh M65.15 ☑
  - upper arm M65.12 ☑
- radial styloid M65.4
- shoulder region M65.81 ☑
  - adhesive — *see* Capsulitis, adhesive
- specified type NEC M65.88
  - ankle M65.87 ☑
  - foot M65.87 ☑
  - forearm M65.83 ☑
  - hand M65.84 ☑
  - lower leg M65.86 ☑
  - multiple sites M65.89
  - pelvic region M65.85 ☑
  - shoulder region M65.81 ☑
  - specified site NEC M65.88
  - thigh M65.85 ☑
  - upper arm M65.82 ☑

- tuberculous — *see* Tuberculosis, tenosynovitis

Tenovaginitis — *see* Tenosynovitis

Tension
- arterial, high (*see also* Hypertension)
  - without diagnosis of hypertension R03.0
- headache G44.209
  - intractable G44.201
  - not intractable G44.209
- nervous R45.0
- pneumothorax J93.0
- premenstrual N94.3
- state (mental) F48.9

Tentorium — *see* condition

Teratencephalus Q89.89

Teratism Q89.7

Teratoblastoma (malignant) — *see* Neoplasm, malignant, by site

Teratocarcinoma (*see also* Neoplasm, malignant, by site)
- liver C22.7

Teratoma (solid) (*see also* Neoplasm, uncertain behavior, by site)
- with embryonal carcinoma, mixed — *see* Neoplasm, malignant, by site
- with malignant transformation — *see* Neoplasm, malignant, by site
- adult (cystic) — *see* Neoplasm, benign, by site
- benign — *see* Neoplasm, benign, by site
- combined with choriocarcinoma — *see* Neoplasm, malignant, by site
- cystic (adult) — *see* Neoplasm, benign, by site
- differentiated — *see* Neoplasm, benign, by site
- embryonal (*see also* Neoplasm, malignant, by site)
  - liver C22.7
- immature — *see* Neoplasm, malignant, by site
- liver C22.7
  - adult, benign, cystic, differentiated type or mature D13.4
- malignant (*see also* Neoplasm, malignant, by site)

- anaplastic — *see* Neoplasm, malignant, by site
- intermediate — *see* Neoplasm, malignant, by site
  - specified site — *see* Neoplasm, malignant, by site
  - unspecified site C62.90
- undifferentiated — *see* Neoplasm, malignant, by site

- mature — *see* Neoplasm, uncertain behavior, by site
- malignant — *see* Neoplasm, by site, malignant, by site

- ovary D27. ☑
- embryonal, immature or malignant C56 ☑

- solid — *see* Neoplasm, uncertain behavior, by site
- testis C62.9 ☑
- adult, benign, cystic, differentiated type or mature D29.2 ☑
- scrotal C62.1 ☑
- undescended C62.0 ☑

Termination

- anomalous (*see also* Malposition, congenital)
- right pulmonary vein Q26.3

- pregnancy, elective Z33.2

Ternidens diminutus infestation B81.8

Ternidensiasis B81.8

Terror(s) night (child) F51.4

Terrorism, victim of Z65.4

Terry's syndrome (*see also* Myopia, degenerative) H44.2 ☑

Tertiary — *see* condition

Test, tests, testing (for)

- adequacy (for dialysis)
- hemodialysis Z49.31
- peritoneal Z49.32

- blood-alcohol Z02.83
- positive — *see* Findings, abnormal, in blood

- blood-drug Z02.83
- positive — *see* Findings, abnormal, in blood

- blood pressure Z01.30
  - abnormal reading — *see* Blood, pressure
- blood typing Z01.83
  - Rh typing Z01.83
- cardiac pulse generator (battery) Z45.010
- fertility Z31.41
- genetic
  - disease carrier status for procreative management
    - female Z31.430
    - male Z31.440
  - male partner of patient with recurrent pregnancy loss Z31.441
  - procreative management NEC
    - female Z31.438
    - male Z31.448
- hearing Z01.10
  - with abnormal findings NEC Z01.118
  - infant or child (over 28 days old) Z00.129
    - with abnormal findings Z00.121
- HIV (human immunodeficiency virus)
  - nonconclusive (in infants) R75
  - positive Z21
  - seropositive Z21
- immunity status Z01.84
- intelligence NEC Z01.89
- laboratory (as part of a general medical examination) Z00.00
  - with abnormal finding Z00.01
  - for medicolegal reason NEC Z04.89
- male partner of patient with recurrent pregnancy loss Z31.441
- Mantoux (for tuberculosis) Z11.1
  - abnormal result R76.11

- pregnancy, positive first pregnancy — *see* Pregnancy, normal, first
- procreative Z31.49
  - fertility Z31.41
- skin, diagnostic
  - allergy Z01.82
    - special screening examination — *see* Screening, by name of disease
  - Mantoux Z11.1
  - tuberculin Z11.1
- specified NEC Z01.89
- tuberculin Z11.1
  - abnormal result R76.11
- vision Z01.00
  - with abnormal findings Z01.01
  - following failed vision screening Z01.020
    - with abnormal findings Z01.021
  - infant or child (over 28 days old) Z00.129
    - with abnormal findings Z00.121
- Wassermann Z11.3
  - positive — *see* Serology for syphilis, positive

Testicle, testicular, testis (*see also* condition)
- feminization syndrome (*see also* Syndrome, androgen insensitivity) E34.51
- migrans Q55.29

Tetanus, tetanic (cephalic) (convulsions) A35
- with
  - abortion A34
  - ectopic or molar pregnancy O08.0
- following ectopic or molar pregnancy O08.0
- inoculation reaction (due to serum) — *see* Complications, vaccination
- neonatorum A33
- obstetrical A34
- puerperal, postpartum, childbirth A34

Tetany (due to) R29.0

- alkalosis E87.3
- associated with rickets E55.0
- convulsions R29.0
  - hysterical F44.5
- functional (hysterical) F44.5
- hyperkinetic R29.0
  - hysterical F44.5
- hyperpnea R06.4
  - hysterical F44.5
  - psychogenic F45.8
- hyperventilation (*see also* Hyperventilation) R06.4
  - hysterical F44.5
- neonatal (without calcium or magnesium deficiency) P71.3
- parathyroid (gland) E20.9
- parathyroprival E89.2
- post- (para)thyroidectomy E89.2
- postoperative E89.2
- pseudotetany R29.0
- psychogenic (conversion reaction) F44.5

Tetralogy of Fallot Q21.3
Tetraplegia (chronic) (*see also* Quadriplegia) G82.50
Thailand hemorrhagic fever A91
Thalassanemia — *see* Thalassemia
Thalassemia (anemia) (disease) D56.9
- with other hemoglobinopathy D56.8
- alpha (major) (severe) (triple gene defect) D56.0
  - minor D56.3
  - silent carrier D56.3
  - trait D56.3
- beta (severe) D56.1

- homozygous D56.1
- major D56.1
- minor D56.3
- trait D56.3

delta-beta (homozygous) D56.2
- minor D56.3
- trait D56.3

dominant D56.8
hemoglobin
- C D56.8
- E-beta D56.5

intermedia D56.1
major D56.1
minor D56.3
mixed D56.8
sickle-cell — *see* Disease, sickle-cell, thalassemia
specified type NEC D56.8
trait D56.3
variants D56.8

Thanatophoric dwarfism or short stature Q77.1
Thaysen-Gee disease (nontropical sprue) K90.0
Thaysen's disease K90.0
Thecoma D27 ☑
- luteinized D27 ☑
- malignant C56 ☑

Thelarche, premature E30.8
Thelaziasis B83.8
Thelitis N61.0
- puerperal, postpartum or gestational — *see* Infection, nipple

Therapeutic — *see* condition
Therapy

- drug, long-term (current) (prophylactic)
  - agents affecting estrogen receptors and estrogen levels NEC Z79.818
  - anastrozole (Arimidex) Z79.811
  - antibiotics Z79.2
    - short-term use - omit code
  - anticoagulants Z79.01
  - anti-inflammatory Z79.1
  - antiplatelet Z79.02
  - antithrombotics Z79.02
  - aromatase inhibitors Z79.811
  - aspirin Z79.82
  - birth control pill or patch Z79.3
  - bisphosphonates Z79.83
  - contraceptive, oral Z79.3
  - drug, specified NEC Z79.899
  - estrogen receptor downregulators Z79.818
  - Evista Z79.810
  - exemestane (Aromasin) Z79.811
  - Fareston Z79.810
  - fulvestrant (Faslodex) Z79.818
  - gonadotropin-releasing hormone (GnRH) agonist Z79.818
  - goserelin acetate (Zoladex) Z79.818
  - hormone replacement Z79.890
  - insulin Z79.4
  - letrozole (Femara) Z79.811
  - leuprolide acetate (leuprorelin) (Lupron) Z79.818
  - megestrol acetate (Megace) Z79.818
  - methadone
    - for pain management Z79.891
    - maintenance therapy F11.20

- Nolvadex Z79.810
- opiate analgesic Z79.891
- oral antidiabetic Z79.84
- oral contraceptive Z79.3
- oral hypoglycemic Z79.84
- raloxifene (Evista) Z79.810
- selective estrogen receptor modulators (SERMs) Z79.810
- short term - omit code
- steroids
  - inhaled Z79.51
  - systemic Z79.52
- tamoxifen (Nolvadex) Z79.810
- toremifene (Fareston) Z79.810

Thermic — *see* condition

Thermography (abnormal) (*see also* Abnormal, diagnostic imaging) R93.89
- breast R92.8

Thermoplegia T67.01 ☑

Thesaurismosis, glycogen — *see* Disease, glycogen storage

Thiamin deficiency E51.9
- specified NEC E51.8

Thiaminic deficiency with beriberi E51.11

Thibierge-Weissenbach syndrome — *see* Sclerosis, systemic

Thickening
- bone — *see* Hypertrophy, bone
- breast N64.59
- endometrium R93.89
- epidermal L85.9
  - specified NEC L85.8
- hymen N89.6
- larynx J38.7
- nail L60.2
  - congenital Q84.5

- periosteal — *see* Hypertrophy, bone
- pleura J92.9
  - with asbestos J92.0
- skin R23.4
- subepiglottic J38.7
- tongue K14.8
- valve, heart — *see* Endocarditis

Thigh — *see* condition
Thinning vertebra — *see* Spondylopathy, specified NEC
Thirst, excessive R63.1
- due to deprivation of water T73.1 ☑

Thomsen disease G71.12
Thoracic (*see also* condition)
- kidney Q63.2
- outlet syndrome (*see also* Syndrome, thoracic outlet) G54.0

Thoracogastroschisis (congenital) Q79.8
Thoracopagus Q89.4
Thorax — *see* condition
Thorn's syndrome N28.89
Thorson-Björck syndrome E34.09
Threadworm (infection) (infestation) B80
Threatened
- abortion O20.0
  - with subsequent abortion O03.9
- abuse (harm)
  - adult — *see* Maltreatment, adult, threatened abuse
  - child — *see* Maltreatment, child, threatened abuse
- job loss, anxiety concerning Z56.2
- labor (without delivery) O47.9
  - at or after 37 completed weeks of gestation O47.1
  - before 37 completed weeks of gestation O47.0 ☑

- loss of job, anxiety concerning Z56.2
- miscarriage O20.0
- unemployment, anxiety concerning Z56.2

Three-day fever A93.1
Threshers' lung J67.0
Thrix annulata (congenital) Q84.1
Throat — *see* condition
Thrombasthenia (Glanzmann) (hemorrhagic) (hereditary) D69.1
Thromboangiitis I73.1
- obliterans (general) I73.1
  - cerebral I67.89
  - vessels
    - brain I67.89
    - spinal cord I67.89

Thromboarteritis — *see* Arteritis
Thromboasthenia (Glanzmann) (hemorrhagic) (hereditary) D69.1
Thrombocytasthenia (Glanzmann) D69.1
Thrombocythemia (hemorrhagic) (*see also* Thrombocytosis) D75.839
- essential D47.3
- idiopathic D47.3
- primary D47.3

Thrombocytopathy (dystrophic) (granulopenic) D69.1
Thrombocytopenia, thrombocytopenic D69.6
- with absent radius (TAR) Q87.2
- congenital D69.42
- dilutional D69.59
- due to
  - drugs D69.59
  - extracorporeal circulation of blood D69.59
  - (massive) blood transfusion D69.59
  - platelet alloimmunization D69.59

- essential D69.3
- heparin-associated D75.821
- heparin induced (HIT) D75.829
  - delayed-onset D75.828
  - immune-mediated D75.822
  - non-immune D75.821
  - persisting D75.828
  - syndrome
    - autoimmune D75.828
    - specified NEC D75.828
    - spontaneous (without heparin exposure) D75.84
  - type 1 D75.821
  - type 2 D75.822
- hereditary D69.42
- idiopathic D69.3
- neonatal, transitory P61.0
  - due to
    - exchange transfusion P61.0
    - idiopathic maternal thrombocytopenia P61.0
    - isoimmunization P61.0
- primary NEC D69.49
  - idiopathic D69.3
- puerperal, postpartum O72.3
- secondary D69.59
- transient neonatal P61.0
- vaccine-induced thrombotic D75.84

Thrombocytosis D75.839
- essential D47.3
- idiopathic D47.3
- primary D47.3
- reactive D75.838
- secondary D75.838
- specified NEC D75.838

- **Thromboembolism** — *see* Embolism
- **Thrombopathy** (Bernard-Soulier) D69.1
  - constitutional — *see* Disease, von Willebrand
  - Willebrand-Jurgens — *see* Disease, von Willebrand
- **Thrombopenia** — *see* Thrombocytopenia
- **Thrombophilia** D68.59
  - primary NEC D68.59
  - secondary NEC D68.69
  - specified NEC D68.69
- **Thrombophlebitis** I80.9
  - antepartum O22.2 ☑
    - deep O22.3 ☑
    - superficial O22.2 ☑
  - calf muscular vein (NOS) I80.25 ☑
  - cavernous (venous) sinus G08
    - complicating pregnancy O22.5 ☑
    - nonpyogenic I67.6
  - cerebral (sinus) (vein) G08
    - nonpyogenic I67.6
    - sequelae G09
  - due to implanted device — *see* Complications, by site and type, specified NEC
  - during or resulting from a procedure NEC T81.72 ☑
  - femoral vein (superficial) I80.1 ☑
  - femoropopliteal vein I80.0 ☑
  - gastrocnemial vein I80.25 ☑
  - hepatic (vein) I80.8
  - idiopathic, recurrent I82.1
  - iliac vein (common) (external) (internal) I80.21 ☑
  - iliofemoral I80.1 ☑
  - intracranial venous sinus (any) G08

- nonpyogenic I67.6
- sequelae G09
- intraspinal venous sinuses and veins G08
  - nonpyogenic G95.19
- lateral (venous) sinus G08
  - nonpyogenic I67.6
- leg I80.3
  - superficial I80.0 ☑
- longitudinal (venous) sinus G08
  - nonpyogenic I67.6
- lower extremity I80.299
- migrans, migrating I82.1
- pelvic
  - with ectopic or molar pregnancy O08.0
  - following ectopic or molar pregnancy O08.0
  - puerperal O87.1
- peroneal vein I80.24 ☑
- popliteal vein — *see* Phlebitis, leg, deep, popliteal
- portal (vein) K75.1
- postoperative T81.72 ☑
- pregnancy — *see* Thrombophlebitis, antepartum
- puerperal, postpartum, childbirth O87.0
  - deep O87.1
  - pelvic O87.1
  - septic O86.81
  - superficial O87.0
- saphenous (greater) (lesser) I80.0 ☑
- sinus (intracranial) G08
  - nonpyogenic I67.6
- soleal vein I80.25 ☑
- specified site NEC I80.8
- tibial vein (anterior) (posterior) I80.23 ☑

- **Thrombosis,** thrombotic (bland) (multiple) (progressive) (silent) (vessel) I82.90
  - anal K64.5
  - antepartum — *see* Thrombophlebitis, antepartum
  - aorta, aortic I74.10
    - abdominal I74.09
      - saddle I74.01
    - bifurcation I74.09
    - saddle I74.01
    - specified site NEC I74.19
    - terminal I74.09
    - thoracic I74.11
    - valve — *see* Endocarditis, aortic
  - apoplexy I63.3 ☑
  - artery, arteries (postinfectional) I74.9
    - auditory, internal — *see* Occlusion, artery, precerebral, specified NEC
    - basilar — *see* Occlusion, artery, basilar
    - carotid (common) (internal) — *see* Occlusion, artery, carotid
    - cerebellar (anterior inferior) (posterior inferior) (superior) — *see* Occlusion, artery, cerebellar
    - cerebral — *see* Occlusion, artery, cerebral
    - choroidal (anterior) — *see* Occlusion, artery, precerebral, specified NEC
    - communicating, posterior — *see* Occlusion, artery, precerebral, specified NEC
    - coronary (*see also* Infarct, myocardium)
      - not resulting in infarction I24.0
    - hepatic I74.8
    - hypophyseal — *see* Occlusion, artery, precerebral, specified NEC
    - iliac I74.5
    - limb I74.4
      - lower I74.3
      - upper I74.2

- meningeal, anterior or posterior — *see* Occlusion, artery, cerebral, specified NEC
- mesenteric (with gangrene) (*see also* Infarct, intestine) K55.069
- ophthalmic — *see* Occlusion, artery, retina
- pontine — *see* Occlusion, artery, precerebral, specified NEC
- precerebral — *see* Occlusion, artery, precerebral
- pulmonary (iatrogenic) — *see* Embolism, pulmonary
- renal N28.0
- retinal — *see* Occlusion, artery, retina
- spinal, anterior or posterior G95.11
- traumatic NEC T14.8 ☑
- vertebral — *see* Occlusion, artery, vertebral

atrium, auricular (*see also* Infarct, myocardium)
- following acute myocardial infarction (current complication) I23.6
- not resulting in infarction I51.3
- old I51.3

basilar (artery) — *see* Occlusion, artery, basilar

brain (artery) (stem) (*see also* Occlusion, artery, cerebral)
- due to syphilis A52.05
- puerperal O99.43
- sinus — *see* Thrombosis, intracranial, venous sinus

capillary I78.8

cardiac (*see also* Infarct, myocardium)
- not resulting in infarction I51.3
- old I51.3
- valve — *see* Endocarditis

carotid (artery) (common) (internal) — *see* Occlusion, artery, carotid

cavernous (venous) sinus — *see* Thrombosis, intracranial, venous sinus

cerebellar artery (anterior inferior) (posterior inferior) (superior) I66.3

cerebral (artery) — *see* Occlusion, artery, cerebral

cerebrovenous sinus (*see also* Thrombosis, intracranial, venous sinus)
- puerperium O87.3

- chronic I82.91
- coronary (artery) (vein) (*see also* Infarct, myocardium)
  - not resulting in infarction I24.0
- corpus cavernosum N48.89
- cortical I66.9
- deep — *see* Embolism, vein, lower extremity
- due to device, implant or graft (*see also* Complications, by site and type, specified NEC) T85.868 ☑
  - arterial graft NEC T82.868 ☑
  - breast (implant) T85.868 ☑
  - catheter NEC T85.868 ☑
    - dialysis (renal) T82.868 ☑
      - intraperitoneal T85.868 ☑
    - infusion NEC T82.868 ☑
      - spinal (epidural) (subdural) T85.860 ☑
    - urinary (indwelling) T83.86 ☑
  - electronic (electrode) (pulse generator) (stimulator)
    - bone T84.86 ☑
    - cardiac T82.867 ☑
    - nervous system (brain) (peripheral nerve) (spinal) T85.860 ☑
    - urinary T83.86 ☑
  - fixation, internal (orthopedic) NEC T84.86 ☑
  - gastrointestinal (bile duct) (esophagus) T85.868 ☑
  - genital NEC T83.86 ☑
  - heart T82.867 ☑
  - joint prosthesis T84.86 ☑
  - ocular (corneal graft) (orbital implant) NEC T85.868 ☑
  - orthopedic NEC T84.86 ☑
  - specified NEC T85.868 ☑
  - urinary NEC T83.86 ☑
  - vascular NEC T82.868 ☑
  - ventricular intracranial shunt T85.860 ☑

- during the puerperium — *see* Thrombosis, puerperal
- endocardial (*see also* Infarct, myocardium)
  - not resulting in infarction I51.3
- eye — *see* Occlusion, retina
- genital organ
  - female NEC N94.89
    - pregnancy — *see* Thrombophlebitis, antepartum
  - male N50.1
- gestational — *see* Phlebopathy, gestational
- heart (chamber) (*see also* Infarct, myocardium)
  - not resulting in infarction I51.3
  - old I51.3
- hepatic (vein) I82.0
  - artery I74.8
- history (of) Z86.718
- intestine (with gangrene) (*see also* Infarct, intestine) K55.069
- intracardiac NEC (apical) (atrial) (auricular) (ventricular) (old) I51.3
- intracranial (arterial) I66.9
  - venous sinus (any) G08
    - nonpyogenic I67.6
    - nonpyogenic origin I67.6
    - puerperium O87.3
- intramural (*see also* Infarct, myocardium)
  - not resulting in infarction I51.3
  - old I51.3
- intraspinal venous sinuses and veins G08
  - nonpyogenic G95.19
- kidney (artery) N28.0
- lateral (venous) sinus — *see* Thrombosis, intracranial, venous sinus
- leg — *see* Thrombosis, vein, lower extremity
  - arterial I74.3
- liver (venous) I82.0

- artery I74.8
- portal vein I81

longitudinal (venous) sinus — *see* Thrombosis, intracranial, venous sinus
lower limb — *see* Thrombosis, vein, lower extremity
lung (iatrogenic) (postoperative) — *see* Embolism, pulmonary
meninges (brain) (arterial) I66.8
mesenteric (artery) (with gangrene) (*see also* Infarct, intestine) K55.069
- vein (inferior) (superior) K55.0 ☑

mitral I34.89
mural (*see also* Infarct, myocardium)
- due to syphilis A52.06
- not resulting in infarction I51.3
- old I51.3

omentum (with gangrene) (*see also* Infarct, intestine) K55.069
ophthalmic — *see* Occlusion, retina
pampiniform plexus (male) N50.1
parietal (*see also* Infarct, myocardium)
- not resulting in infarction I24.0

penis, superficial vein N48.81
perianal venous K64.5
peripheral arteries I74.4
- upper I74.2

personal history (of) Z86.718
portal I81
- due to syphilis A52.09

precerebral artery — *see* Occlusion, artery, precerebral
puerperal, postpartum O87.0
- brain (artery) O99.43
  - venous (sinus) O87.3
- cardiac O99.43
- cerebral (artery) O99.43
  - venous (sinus) O87.3

- superficial O87.0
- pulmonary (artery) (iatrogenic) (postoperative) (vein) — *see* Embolism, pulmonary
- renal (artery) N28.0
  - vein I82.3
- resulting from presence of device, implant or graft — *see* Complications, by site and type, specified NEC
- retina, retinal — *see* Occlusion, retina
- scrotum N50.1
- seminal vesicle N50.1
- sigmoid (venous) sinus — *see* Thrombosis, intracranial, venous sinus
- sinus, intracranial (any) — *see* Thrombosis, intracranial, venous sinus
- specified site NEC I82.890
  - chronic I82.891
- spermatic cord N50.1
- spinal cord (arterial) G95.11
  - due to syphilis A52.09
  - pyogenic origin G06.1
- spleen, splenic D73.5
  - artery I74.8
- testis N50.1
- tumor — *see* Neoplasm, unspecified behavior, by site
- traumatic NEC T14.8 ☑
- tricuspid I07.8
- tunica vaginalis N50.1
- umbilical cord (vessels), complicating delivery O69.5 ☑
- vas deferens N50.1
- vein (acute) I82.90
  - antecubital I82.61 ☑
    - chronic I82.71 ☑
  - axillary I82.A1 ☑
    - chronic I82.A2 ☑
  - basilic I82.61 ☑

- chronic I82.71 ☑
- brachial I82.62 ☑
  - chronic I82.72 ☑
- brachiocephalic (innominate) I82.290
  - chronic I82.291
- calf muscular I82.46 ☑
  - chronic I82.56 ☑
- cerebral, nonpyogenic I67.6
- cephalic I82.61 ☑
  - chronic I82.71 ☑
- chronic I82.91
- deep (DVT) I82.40 ☑
  - calf I82.4Z ☑
    - chronic I82.5Z ☑
  - lower leg I82.4Z ☑
    - chronic I82.5Z ☑
  - thigh I82.4Y ☑
    - chronic I82.5Y ☑
  - upper leg I82.4Y ☑
    - chronic I82.5Y ☑
- femoral I82.41 ☑
  - chronic I82.51 ☑
- iliac (iliofemoral) I82.42 ☑
  - chronic I82.52 ☑
- innominate I82.290
  - chronic I82.291
- internal jugular I82.C1 ☑
  - chronic I82.C2 ☑
- lower extremity
  - deep I82.40 ☑

- chronic I82.50
- specified NEC I82.49
  - chronic NEC I82.59
- distal
  - deep I82.4Z
- proximal
  - deep I82.4Y
    - chronic I82.5Y
- superficial I82.81

perianal K64.5
peroneal I82.45
- chronic I82.55

popliteal I82.43
- chronic I82.53

radial I82.62
- chronic I82.72

renal I82.3
saphenous (greater) (lesser) I82.81
specified NEC I82.890
- chronic NEC I82.891

subclavian I82.B1
- chronic I82.B2

thoracic NEC I82.290
- chronic I82.291

tibial I82.44
- chronic I82.54

ulnar I82.62
- chronic I82.72

upper extremity I82.60
- chronic I82.70
- deep I82.62
  - chronic I82.72
- superficial I82.61

- chronic I82.71 ☑
- vena cava
  - inferior I82.220
    - chronic I82.221
  - superior I82.210
    - chronic I82.211
- venous, perianal K64.5
- ventricle (*see also* Infarct, myocardium)
  - following acute myocardial infarction (current complication) I23.6
  - not resulting in infarction I24.0
  - old I51.3

Thrombus — *see* Thrombosis

Thrush (*see also* Candidiasis)
- oral B37.0
- newborn P37.5
- vaginal (acute) B37.31
  - chronic (recurrent) B37.32

Thumb (*see also* condition)
- sucking (child problem) F98.8

Thymitis E32.8

Thymoma (*see also* Neoplasm, thymus, by type)
- malignant C37
- metaplastic C37
- microscopic D15.0
- sclerosing C37
- type A C37
- type AB C37
- type B1 C37
- type B2 C37
- type B3 C37

- **Thymus**, thymic (gland) — *see* condition
- **Thyrocele** — *see* Goiter
- **Thyroglossal** (*see also* condition)
  - cyst Q89.2
  - duct, persistent Q89.2
- **Thyroid** (gland) (body) (*see also* condition)
  - hormone resistance E07.89
  - lingual Q89.2
  - nodule (cystic) (nontoxic) (single) E04.1
- **Thyroiditis** E06.9
  - acute (nonsuppurative) (pyogenic) (suppurative) E06.0
  - autoimmune E06.3
  - chronic (nonspecific) (sclerosing) E06.5
    - with thyrotoxicosis, transient E06.2
    - fibrous E06.5
    - lymphadenoid E06.3
    - lymphocytic E06.3
    - lymphoid E06.3
  - de Quervain's E06.1
  - drug-induced E06.4
  - fibrous (chronic) E06.5
  - giant-cell (follicular) E06.1
  - granulomatous (de Quervain) (subacute) E06.1
  - Hashimoto's (struma lymphomatosa) E06.3
  - iatrogenic E06.4
  - ligneous E06.5
  - lymphocytic (chronic) E06.3
  - lymphoid E06.3
  - lymphomatous E06.3
  - nonsuppurative E06.1
  - postpartum, puerperal O90.5
  - pseudotuberculous E06.1

- pyogenic E06.0
- radiation E06.4
- Riedel's E06.5
- subacute (granulomatous) E06.1
- suppurative E06.0
- tuberculous A18.81
- viral E06.1
- woody E06.5

Thyrolingual duct, persistent Q89.2

Thyromegaly E01.0

Thyrotoxic

- crisis — *see* Thyrotoxicosis
- heart disease or failure (*see also* Thyrotoxicosis) E05.90 *[I43]*
  - with thyroid storm E05.91 *[I43]*
- storm — *see* Thyrotoxicosis

Thyrotoxicosis (recurrent) E05.90

- with
  - goiter (diffuse) E05.00
    - with thyroid storm E05.01
    - adenomatous uninodular E05.10
      - with thyroid storm E05.11
    - multinodular E05.20
      - with thyroid storm E05.21
    - nodular E05.20
      - with thyroid storm E05.21
    - uninodular E05.10
      - with thyroid storm E05.11
  - infiltrative
    - dermopathy E05.00
      - with thyroid storm E05.01
    - ophthalmopathy E05.00
      - with thyroid storm E05.01

- single thyroid nodule E05.10
  - with thyroid storm E05.11
- thyroid storm E05.91
- due to
  - ectopic thyroid nodule or tissue E05.30
    - with thyroid storm E05.31
  - ingestion of (excessive) thyroid material E05.40
    - with thyroid storm E05.41
  - overproduction of thyroid-stimulating hormone E05.80
    - with thyroid storm E05.81
  - specified cause NEC E05.80
    - with thyroid storm E05.81
- factitia E05.40
  - with thyroid storm E05.41
- heart (*see also* Failure, heart, high-output) E05.90 *[I43]*
  - with thyroid storm (*see also* Failure, heart, high-output) E05.91 *[I43]*
  - failure (*see also* Failure, heart, high-output) E05.90 *[I43]*
- neonatal (transient) P72.1
- transient with chronic thyroiditis E06.2

Tibia vara M92.51 ☑

Tic (disorder) F95.9
- breathing F95.8
- child problem F95.0
- compulsive F95.1
- de la Tourette F95.2
- degenerative (generalized) (localized) G25.69
  - facial G25.69
- disorder
  - chronic
    - motor F95.1
    - vocal F95.1

- combined vocal and multiple motor F95.2
- transient F95.0
- douloureux G50.0
- atypical G50.1
- postherpetic, postzoster B02.22
- drug-induced G25.61
- eyelid F95.8
- habit F95.9
- chronic F95.1
- transient of childhood F95.0
- lid, transient of childhood F95.0
- motor-verbal F95.2
- occupational F48.8
- orbicularis F95.8
- transient of childhood F95.0
- organic origin G25.69
- provisional F95.0
- postchoreic G25.69
- psychogenic, compulsive F95.1
- salaam R25.8
- spasm (motor or vocal) F95.9
- chronic F95.1
- transient of childhood F95.0
- specified NEC F95.8

Tick-borne — *see* condition

Tietze's disease or syndrome M94.0

Tight, tightness

- anus K62.89
- chest R07.89
- fascia (lata) M62.89
- foreskin (congenital) N47.1
- hymen, hymenal ring N89.6
- introitus (acquired) (congenital) N89.6
- rectal sphincter K62.89
- tendon — *see* Short, tendon
- urethral sphincter N35.919

Tilting vertebra — *see* Dorsopathy, deforming, specified NEC

Timidity, child F93.8

Tin-miner's lung J63.5

Tinea (intersecta) (tarsi) B35.9

- amiantacea L44.8
- asbestina B35.0
- barbae B35.0
- beard B35.0
- black dot B35.0
- blanca B36.2
- capitis B35.0
- corporis B35.4
- cruris B35.6
- flava B36.0
- foot B35.3
- furfuracea B36.0
- imbricata (Tokelau) B35.5
- kerion B35.0
- manuum B35.2
- microsporic — *see* Dermatophytosis

- nigra B36.1
- nodosa — *see* Piedra
- pedis B35.3
- scalp B35.0
- specified NEC B35.8
- sycosis B35.0
- tonsurans B35.0
- trichophytic — *see* Dermatophytosis
- unguium B35.1
- versicolor B36.0

Tingling sensation (skin) R20.2

Tinnitus NOS H93.1 ☑
- audible H93.1 ☑
- aurium H93.1 ☑
- pulsatile H93.A ☑
- subjective H93.1 ☑

Tipped tooth (teeth) M26.33

Tipping
- pelvis M95.5
  - with disproportion (fetopelvic) O33.0
    - causing obstructed labor O65.0
- tooth (teeth), fully erupted M26.33

Tiredness R53.83

Tissue — *see* condition

Tobacco (nicotine)
- abuse — *see* Tobacco, use
- dependence — *see* Dependence, drug, nicotine
- harmful use Z72.0
- heart — *see* Tobacco, toxic effect
- maternal use, affecting newborn P04.2
- toxic effect — *see* Table of Drugs and Chemicals, by substance, poisoning

- chewing tobacco — *see* Table of Drugs and Chemicals, by substance, poisoning
- cigarettes — *see* Table of Drugs and Chemicals, by substance, poisoning
- use Z72.0
  - complicating
    - childbirth O99.334
    - pregnancy O99.33 ☑
    - puerperium O99.335
  - counseling and surveillance Z71.6
  - history Z87.891
- withdrawal state (*see also* Dependence, drug, nicotine) F17.203

Tocopherol deficiency E56.0

Todd's
- cirrhosis K74.3
- paralysis (postepileptic) (transitory) G83.84

Toe — *see* condition

Toilet, artificial opening — *see* Attention to, artificial, opening

Tokelau (ringworm) B35.5

Tollwut — *see* Rabies

Tommaselli's disease R31.9
- correct substance properly administered — *see* Table of Drugs and Chemicals, by drug, adverse effect
- overdose or wrong substance given or taken — *see* Table of Drugs and Chemicals, by drug, poisoning

Tongue (*see also* condition)
- tie Q38.1

Tonic pupil — *see* Anomaly, pupil, function, tonic pupil

Toni-Fanconi syndrome (cystinosis) E72.09
- with cystinosis E72.04

Tonsil — *see* condition

Tonsillitis (acute) (catarrhal) (croupous) (follicular) (gangrenous) (infective) (lacunar) (lingual) (malignant) (membranous) (parenchymatous) (phlegmonous) (pseudomembranous) (purulent) (septic) (subacute) (suppurative) (toxic) (ulcerative) (vesicular) (viral) J03.90

- chronic J35.01
  - with adenoiditis J35.03
- diphtheritic A36.0
- hypertrophic J35.01
  - with adenoiditis J35.03
- recurrent J03.91
- specified organism NEC J03.80
  - recurrent J03.81
- staphylococcal J03.80
  - recurrent J03.81
- streptococcal J03.00
  - recurrent J03.01
- tuberculous A15.8
- Vincent's A69.1

Tooth, teeth — *see* condition

Toothache K08.89

Topagnosis R20.8

Tophi — *see* Gout, chronic

TORCH infection — *see* Infection, congenital
- without active infection P00.2

Torn — *see* Tear

Tornwaldt's cyst or disease J39.2

Torsades de pointes I47.21

Torsion
- accessory tube — *see* Torsion, fallopian tube
- adnexa (female) — *see* Torsion, fallopian tube
- aorta, acquired I77.1
- appendix epididymis N44.04
- appendix testis N44.03
- bile duct (common) (hepatic) K83.8
  - congenital Q44.5

- bowel, colon or intestine K56.2
- cervix — *see* Malposition, uterus
- cystic duct K82.8
- dystonia — *see* Dystonia, torsion
- epididymis (appendix) N44.04
- fallopian tube N83.52 ☑
  - with ovary N83.53
- gallbladder K82.8
  - congenital Q44.1
- hydatid of Morgagni
  - female N83.52 ☑
  - male N44.03
- kidney (pedicle) (leading to infarction) N28.0
- Meckel's diverticulum (congenital) Q43.0
  - malignant — *see* Table of Neoplasms, small intestine, malignant
- mesentery K56.2
- omentum K56.2
- organ or site, congenital NEC — *see* Anomaly, by site
- ovary (pedicle) N83.51 ☑
  - with fallopian tube N83.53
  - congenital Q50.2
- oviduct — *see* Torsion, fallopian tube
- penis (acquired) N48.82
  - congenital Q55.63
- spasm — *see* Dystonia, torsion
- spermatic cord N44.02
  - extravaginal N44.01
  - intravaginal N44.02
- spleen D73.5
- testis, testicle N44.00
  - appendix N44.03

- tibia — *see* Deformity, limb, specified type NEC, lower leg
- uterus — *see* Malposition, uterus

Torticollis (intermittent) (spastic) M43.6
- congenital (sternomastoid) Q68.0
- due to birth injury P15.8
- hysterical F44.4
- ocular R29.891
- psychogenic F45.8
  - conversion reaction F44.4
- rheumatic M43.6
- rheumatoid M06.88
- spasmodic G24.3
- traumatic, current S13.4 ☑

Tortipelvis G24.1

Tortuous
- aortic arch Q25.46
- artery I77.1
- organ or site, congenital NEC — *see* Distortion
- retinal vessel, congenital Q14.1
- ureter N13.8
- urethra N36.8
- vein — *see* Varix

Torture, victim of Z65.4

Torula, torular (histolytica) (infection) — *see* Cryptococcosis

Torulosis — *see* Cryptococcosis

Torus (mandibularis) (palatinus) M27.0
- fracture — *see* Fracture, by site, torus

Touraine's syndrome Q79.8

Tourette's syndrome F95.2

Tourniquet syndrome — *see* Constriction, external, by site

Tower skull Q75.058
- with exophthalmos Q87.0

- **Toxemia** R68.89
  - bacterial — *see* Sepsis
  - burn — *see* Burn
  - eclamptic (with pre-existing hypertension) — *see* Eclampsia
  - erysipelatous — *see* Erysipelas
  - fatigue R68.89
  - food — *see* Poisoning, food
  - gastrointestinal K52.1
  - intestinal K52.1
  - kidney — *see* Uremia
  - malarial — *see* Malaria
  - myocardial — *see* Myocarditis, toxic
  - of pregnancy — *see* Pre-eclampsia
  - pre-eclamptic — *see* Pre-eclampsia
  - small intestine K52.1
  - staphylococcal, due to food A05.0
  - stasis R68.89
  - uremic — *see* Uremia
  - urinary — *see* Uremia
- **Toxemica** cerebropathia psychica (nonalcoholic) F04
  - alcoholic — *see* Alcohol, amnestic disorder
- **Toxic** (poisoning) (*see also* condition) T65.91 ☑
  - effect — *see* Table of Drugs and Chemicals, by substance, poisoning
  - shock syndrome A48.3
  - thyroid (gland) — *see* Thyrotoxicosis
- **Toxicemia** — *see* Toxemia
- **Toxicity** — *see* Table of Drugs and Chemicals, by substance, poisoning
  - fava bean D55.0
  - food, noxious — *see* Poisoning, food
  - from drug or nonmedicinal substance — *see* Table of Drugs and Chemicals, by drug
- **Toxicosis** (*see also* Toxemia)

- capillary, hemorrhagic D69.0

Toxinfection, gastrointestinal K52.1

Toxocariasis B83.0

Toxoplasma, toxoplasmosis (acquired) B58.9
- with
  - hepatitis B58.1
  - meningoencephalitis B58.2
  - ocular involvement B58.00
  - other organ involvement B58.89
  - pneumonia, pneumonitis B58.3
- congenital (acute) (subacute) (chronic) P37.1
- maternal, manifest toxoplasmosis in infant (acute) (subacute) (chronic) P37.1

tPA (rtPA) administration in a different facility within the last 24 hours prior to admission to current facility Z92.82

Trabeculation, bladder N32.89

Trachea — *see* condition

Tracheitis (catarrhal) (infantile) (membranous) (plastic) (septal) (suppurative) (viral) J04.10
- with
  - bronchitis (15 years of age and above) J40
    - acute or subacute — *see* Bronchitis, acute
    - chronic J42
    - tuberculous NEC A15.5
    - under 15 years of age J20.9
  - laryngitis (acute) J04.2
    - chronic J37.1
    - tuberculous NEC A15.5
- acute J04.10
  - with obstruction J04.11
- chronic J42
  - with
    - bronchitis (chronic) J42
    - laryngitis (chronic) J37.1

- diphtheritic (membranous) A36.89
- due to external agent — *see* Inflammation, respiratory, upper, due to
- syphilitic A52.73
- tuberculous A15.5

Trachelitis (nonvenereal) — *see* Cervicitis

Tracheobronchial — *see* condition

Tracheobronchitis (15 years of age and above) (*see also* Bronchitis)
- due to
  - Bordetella bronchiseptica A37.80
    - with pneumonia A37.81
  - Francisella tularensis A21.8

Tracheobronchomegaly Q32.4
- with bronchiectasis J47.9
  - with
    - exacerbation (acute) J47.1
    - lower respiratory infection J47.0
- acquired J98.09
  - with bronchiectasis J47.9
    - with
      - exacerbation (acute) J47.1
      - lower respiratory infection J47.0

Tracheobronchopneumonitis — *see* Pneumonia, broncho-

Tracheocele (external) (internal) J39.8
- congenital Q32.1

Tracheomalacia J39.8
- congenital Q32.0

Tracheopharyngitis (acute) J06.9
- chronic J42
- due to external agent — *see* Inflammation, respiratory, upper, due to

Tracheostenosis J39.8

Tracheostomy

- complication — *see* Complication, tracheostomy
- status Z93.0
  - attention to Z43.0
  - malfunctioning J95.03

Trachoma, trachomatous A71.9
- active (stage) A71.1
- contraction of conjunctiva A71.1
- dubium A71.0
- initial (stage) A71.0
- healed or sequelae B94.0
- pannus A71.1
- Türck's J37.0

Traction, vitreomacular H43.82 ☑

Train sickness T75.3 ☑

Trait(s)
- Hb-S D57.3
- hemoglobin
  - abnormal NEC D58.2
    - with thalassemia D56.3
  - C — *see* Disease, hemoglobin C
  - S (Hb-S) D57.3
- Lepore D56.3
- personality, accentuated Z73.1
- sickle-cell D57.3
  - with elliptocytosis or spherocytosis D57.3
- type A personality Z73.1

Tramp Z59.00

Trance R41.89
- hysterical F44.89

Transection
- abdomen (partial) S38.3 ☑
- aorta (incomplete) (*see also* Injury, aorta)

- complete — *see* Injury, aorta, laceration, major
- carotid artery (incomplete) (*see also* Injury, blood vessel, carotid, laceration)
  - complete — *see* Injury, blood vessel, carotid, laceration, major
- celiac artery (incomplete) S35.211 ☑
  - branch (incomplete) S35.291 ☑
    - complete S35.292 ☑
  - complete S35.212 ☑
- innominate
  - artery (incomplete) (*see also* Injury, blood vessel, thoracic, innominate, artery, laceration)
    - complete — *see* Injury, blood vessel, thoracic, innominate, artery, laceration, major
  - vein (incomplete) (*see also* Injury, blood vessel, thoracic, innominate, vein, laceration)
    - complete — *see* Injury, blood vessel, thoracic, innominate, vein, laceration, major
- jugular vein (external) (incomplete) (*see also* Injury, blood vessel, jugular vein, laceration)
  - complete — *see* Injury, blood vessel, jugular vein, laceration, major
  - internal (incomplete) (*see also* Injury, blood vessel, jugular vein, internal, laceration)
    - complete — *see* Injury, blood vessel, jugular vein, internal, laceration, major
- mesenteric artery (incomplete) (*see also* Injury, mesenteric, artery, laceration)
  - complete — *see* Injury, mesenteric artery, laceration, major
- pulmonary vessel (incomplete) (*see also* Injury, blood vessel, thoracic, pulmonary, laceration)
  - complete — *see* Injury, blood vessel, thoracic, pulmonary, laceration, major
- subclavian — *see* Transection, innominate
- vena cava (incomplete) (*see also* Injury, vena cava)
  - complete — *see* Injury, vena cava, laceration, major
- vertebral artery (incomplete) (*see also* Injury, blood vessel, vertebral, laceration)
  - complete — *see* Injury, blood vessel, vertebral, laceration, major

Transaminasemia R74.01

Transfusion

- associated (red blood cell) hemochromatosis E83.111
- blood

ABO incompatible — *see* Complication(s), transfusion, incompatibility reaction, ABO
minor blood group (Duffy) (E) (K) (Kell) (Kidd) (Lewis) (M) (N) (P)(s) T80.89 ☑
reaction or complication — *see* Complications, transfusion
fetomaternal (mother) — *see* Pregnancy, complicated by, placenta, transfusion syndrome
maternofetal (mother) — *see* Pregnancy, complicated by, placenta, transfusion syndrome
placental (syndrome) (mother) — *see* Pregnancy, complicated by, placenta, transfusion syndrome
reaction (adverse) — *see* Complications, transfusion
related acute lung injury (TRALI) J95.84
twin-to-twin — *see* Pregnancy, complicated by, placenta, transfusion syndrome, fetus to fetus
Transgender F64.0
Transient (meaning homeless) (*see also* condition) Z59.00
Translocation
balanced autosomal Q95.9
in normal individual Q95.0
chromosomes NEC Q99.8 ☑
balanced and insertion in normal individual Q95.0
Down syndrome Q90.2
trisomy
13 Q91.6
18 Q91.2
21 Q90.2
Translucency, iris — *see* Degeneration, iris
Transmission of chemical substances through the placenta — *see* Absorption, chemical, through placenta
Transparency, lung, unilateral J43.0
Transplant (ed) (status) Z94.9
awaiting organ Z76.82
bone Z94.6
marrow Z94.81

- candidate Z76.82
- complication — *see* Complication, transplant
- cornea Z94.7
- heart Z94.1
  - and lung(s) Z94.3
  - valve Z95.2
    - prosthetic Z95.2
    - specified NEC Z95.4
    - xenogenic Z95.3
- intestine Z94.82
- kidney Z94.0
- liver Z94.4
- lung(s) Z94.2
  - and heart Z94.3
- organ (failure) (infection) (rejection) Z94.9
  - removal status Z98.85
- pancreas Z94.83
- skin Z94.5
- social Z60.3
- specified organ or tissue NEC Z94.89
- stem cells Z94.84
- tissue Z94.9

Transplants, ovarian, endometrial N80.10 ☑

Transposed — *see* Transposition

Transposition (congenital) (*see also* Malposition, congenital)
- abdominal viscera Q89.3
- aorta (dextra) Q20.3
- appendix Q43.8
- colon Q43.8
- corrected Q20.5
- great vessels (complete) (partial) Q20.3
- heart Q24.0

- with complete transposition of viscera Q89.3
- intestine (large) (small) Q43.8
- reversed jejunal (for bypass) (status) Z98.0
- scrotum Q55.23
- stomach Q40.2
  - with general transposition of viscera Q89.3
- tooth, teeth, fully erupted M26.30
- vessels, great (complete) (partial) Q20.3
- viscera (abdominal) (thoracic) Q89.3

Transsexualism F64.0

Transverse (*see also* condition)
- arrest (deep), in labor O64.0 ☑
- lie (mother) O32.2 ☑
  - causing obstructed labor O64.8 ☑

Transvestism, transvestitism (dual-role) F64.1
- fetishistic F65.1

Trapped placenta (with hemorrhage) O72.0
- without hemorrhage O73.0

TRAPS (tumor necrosis factor receptor associated periodic syndrome) M04.1

Trauma, traumatism (*see also* Injury)
- acoustic — *see* subcategory H83.3 ☑
- birth — *see* Birth, injury
- complicating ectopic or molar pregnancy O08.6
- during delivery O71.9
- following ectopic or molar pregnancy O08.6
- non-accidental — *see* Abuse, physical
- obstetric O71.9
  - specified NEC O71.89
- occlusal
  - primary K08.81
  - secondary K08.82

- **Traumatic** (*see also* condition)
  - brain injury S06.9 ☑
- **Treacher** Collins syndrome Q75.4
- **Treitz's** hernia — *see* Hernia, abdomen, specified site NEC
- **Trematode** infestation — *see* Infestation, fluke
- **Trematodiasis** — *see* Infestation, fluke
- **Trembling** paralysis — *see* Parkinsonism
- **Tremor(s)** R25.1
  - drug induced G25.1
  - essential (benign) G25.0
  - familial G25.0
  - hereditary G25.0
  - hysterical F44.4
  - intention G25.2
  - medication induced postural G25.1
  - mercurial — *see* subcategory T56.1 ☑
  - Parkinson's — *see* Parkinsonism
  - psychogenic (conversion reaction) F44.4
  - senilis R54
  - specified type NEC G25.2
- **Trench**
  - fever A79.0
  - foot — *see* Immersion, foot
  - mouth A69.1
- **Treponema** pallidum infection — *see* Syphilis
- **Treponematosis**
  - due to
    - T. pallidum — *see* Syphilis
    - T. pertenue — *see* Yaws
- **Triad**

- Hutchinson's (congenital syphilis) A50.53
- Kartagener's Q89.3
- Saint's — *see* Hernia, diaphragm

Trichiasis (eyelid) H02.059
- with entropion — *see* Entropion
- left H02.056
  - lower H02.055
  - upper H02.054
- right H02.053
  - lower H02.052
  - upper H02.051

Trichinella spiralis (infection) (infestation) B75

Trichinellosis, trichiniasis, trichinelliasis, trichinosis B75
- with muscle disorder B75 *[M63.80]*
  - ankle B75 *[M63.87 ☑]*
  - foot B75 *[M63.87 ☑]*
  - forearm B75 *[M63.83 ☑]*
  - hand B75 *[M63.84 ☑]*
  - lower leg B75 *[M63.86 ☑]*
  - multiple sites B75 *[M63.89]*
  - pelvic region B75 *[M63.85 ☑]*
  - shoulder region B75 *[M63.81 ☑]*
  - specified site NEC B75 *[M63.88]*
  - thigh B75 *[M63.85 ☑]*
  - upper arm B75 *[M63.82 ☑]*

Trichobezoar T18.9 ☑
- intestine T18.3 ☑
- stomach T18.2 ☑

Trichocephaliasis, trichocephalosis B79

Trichocephalus infestation B79

Trichoclasis L67.8

Trichoepithelioma (*see also* Neoplasm, skin, benign)
- malignant — *see* Neoplasm, skin, malignant

Trichofolliculoma — *see* Neoplasm, skin, benign
Tricholemmoma — *see* Neoplasm, skin, benign
Trichomoniasis A59.9
- bladder A59.03
- cervix A59.09
- intestinal A07.8
- prostate A59.02
- seminal vesicles A59.09
- specified site NEC A59.8
- urethra A59.03
- urogenitalis A59.00
- vagina A59.01
- vulva A59.01

Trichomycosis
- axillaris A48.8
- nodosa, nodularis B36.8

Trichonodosis L67.8
Trichophytid, trichophyton infection — *see* Dermatophytosis
Trichophytobezoar T18.9 ☑
- intestine T18.3 ☑
- stomach T18.2 ☑

Trichophytosis — *see* Dermatophytosis
Trichoptilosis L67.8
Trichorrhexis (nodosa) (invaginata) L67.0
Trichosis axillaris A48.8
Trichosporosis nodosa B36.2
Trichostasis spinulosa (congenital) Q84.1
Trichostrongyliasis, trichostrongylosis (small intestine) B81.2
Trichostrongylus infection B81.2
Trichotillomania F63.3
Trichromat, trichromatopsia, anomalous (congenital) H53.55
Trichuriasis B79
Trichuris trichiura (infection) (infestation) (any site) B79
Tricuspid (valve) — *see* condition
Trifid (*see also* Accessory)

- kidney (pelvis) Q63.8
- tongue Q38.3

Trigeminal neuralgia — *see* Neuralgia, trigeminal

Trigeminy R00.8

Trigger finger (acquired) M65.30
- congenital Q74.0
- index finger M65.32 ☑
- little finger M65.35 ☑
- middle finger M65.33 ☑
- ring finger M65.34 ☑
- thumb M65.31 ☑

Trigonitis (bladder) (chronic) (pseudomembranous) N30.30
- with hematuria N30.31

Trigonocephaly Q75.03

Trilocular heart — *see* Cor triloculare

Trimethylaminuria E72.52

Tripartite placenta O43.19 ☑

Triphalangeal thumb Q74.0

Triple (*see also* Accessory)
- kidneys Q63.0
- negative breast cancer (TNBC) Z17.421
- uteri Q51.818
- X, female Q97.0

Triplegia G83.89
- congenital G80.8

Triple I O41.12 ☑

Triplet (newborn) (*see also* Newborn, triplet)
- complicating pregnancy — *see* Pregnancy, triplet

Triplication — *see* Accessory

Triploidy Q92.7

Trismus R25.2
- neonatorum A33
- newborn A33

- **Trisomy** (syndrome) Q92.9
  - autosomes Q92.9
  - chromosome specified NEC Q92.8
    - partial Q92.2
      - due to unbalanced translocation Q92.5
    - whole (nonsex chromosome)
      - meiotic nondisjunction Q92.0
      - mitotic nondisjunction Q92.1
      - mosaicism Q92.1
    - specified NEC Q92.8
  - due to
    - dicentrics — *see* Extra, marker chromosomes
    - extra rings — *see* Extra, marker chromosomes
    - isochromosomes — *see* Extra, marker chromosomes
  - specified NEC Q92.8
  - whole chromosome Q92.9
    - meiotic nondisjunction Q92.0
    - mitotic nondisjunction Q92.1
    - mosaicism Q92.1
    - partial Q92.9
    - specified NEC Q92.8
  - 13 (partial) Q91.7
    - meiotic nondisjunction Q91.4
    - mitotic nondisjunction Q91.5
    - mosaicism Q91.5
    - translocation Q91.6
  - 18 (partial) Q91.3
    - meiotic nondisjunction Q91.0
    - mitotic nondisjunction Q91.1
    - mosaicism Q91.1
    - translocation Q91.2

- 20 Q92.8
- 21 (partial) Q90.9
  - meiotic nondisjunction Q90.0
  - mitotic nondisjunction Q90.1
  - mosaicism Q90.1
  - translocation Q90.2
- 22 Q92.8

Tritanomaly, tritanopia H53.55
Trombiculosis, trombiculiasis, trombidiosis B88.09
Trophedema (congenital) (hereditary) Q82.0
Trophoblastic disease (*see also* Mole, hydatidiform) O01.9
Tropholymphedema Q82.0
Trophoneurosis NEC G96.89
- disseminated M34.9

Tropical — *see* condition
Trouble (*see also* Disease)
- heart — *see* Disease, heart
- kidney — *see* Disease, renal
- nervous R45.0
- sinus — *see* Sinusitis

Trousseau's syndrome (thrombophlebitis migrans) I82.1
Truancy, childhood
- from school Z72.810

Truncus
- arteriosus (persistent) Q20.0
- communis Q20.0

Trunk — *see* condition
Trypanosomiasis
- African B56.9
  - by Trypanosoma brucei
    - gambiense B56.0
    - rhodesiense B56.1

- American — *see* Chagas' disease
- Brazilian — *see* Chagas' disease
- by Trypanosoma
  - brucei gambiense B56.0
  - brucei rhodesiense B56.1
  - cruzi — *see* Chagas' disease
- gambiensis, Gambian B56.0
- rhodesiensis, Rhodesian B56.1
- South American — *see* Chagas' disease
- where
  - African trypanosomiasis is prevalent B56.9
  - Chagas' disease is prevalent B57.2

Tryptasemia, hereditary alpha D89.44

T-shaped incisors K00.2

Tsutsugamushi (disease) (fever) A75.3

Tube, tubal, tubular — *see* condition

Tubercle (*see also* Tuberculosis)
- brain, solitary A17.81
- Darwin's Q17.8
- Ghon, primary infection A15.7

Tuberculid, tuberculide (indurating, subcutaneous) (lichenoid) (miliary) (papulonecrotic) (primary) (skin) A18.4

Tuberculoma (*see also* Tuberculosis)
- brain A17.81
- meninges (cerebral) (spinal) A17.1
- spinal cord A17.81

Tuberculosis, tubercular, tuberculous (calcification) (calcified) (caseous) (chromogenic acid-fast bacilli) (degeneration) (fibrocaseous) (fistula) (interstitial) (isolated circumscribed lesions) (necrosis) (parenchymatous) (ulcerative) A15.9
- with pneumoconiosis (any condition in J60-J64) J65
- abdomen (lymph gland) A18.39
- abscess (respiratory) A15.9
  - bone A18.03

- hip A18.02
- knee A18.02
- sacrum A18.01
- specified site NEC A18.03
- spinal A18.01
- vertebra A18.01

brain A17.81
breast A18.89
Cowper's gland A18.15
dura (mater) (cerebral) (spinal) A17.81
epidural (cerebral) (spinal) A17.81
female pelvis A18.17
frontal sinus A15.8
genital organs NEC A18.10
genitourinary A18.10
gland (lymphatic) — *see* Tuberculosis, lymph gland
hip A18.02
intestine A18.32
ischiorectal A18.32
joint NEC A18.02

- hip A18.02
- knee A18.02
- specified NEC A18.02
- vertebral A18.01

kidney A18.11
knee A18.02
latent Z22.7
lumbar (spine) A18.01
lung — *see* Tuberculosis, pulmonary
meninges (cerebral) (spinal) A17.0
muscle A18.09
perianal (fistula) A18.32

- perinephritic A18.11
- perirectal A18.32
- rectum A18.32
- retropharyngeal A15.8
- sacrum A18.01
- scrofulous A18.2
- scrotum A18.15
- skin (primary) A18.4
- spinal cord A17.81
- spine or vertebra (column) A18.01
- subdiaphragmatic A18.31
- testis A18.15
- urinary A18.13
- uterus A18.17

accessory sinus — *see* Tuberculosis, sinus
Addison's disease A18.7
adenitis — *see* Tuberculosis, lymph gland
adenoids A15.8
adenopathy — *see* Tuberculosis, lymph gland
adherent pericardium A18.84
adnexa (uteri) A18.17
adrenal (capsule) (gland) A18.7
alimentary canal A18.32
anemia A18.89
ankle (joint) (bone) A18.02
anus A18.32
apex, apical — *see* Tuberculosis, pulmonary
appendicitis, appendix A18.32
arachnoid A17.0
artery, arteritis A18.89
- cerebral A18.89

- arthritis (chronic) (synovial) A18.02
  - spine or vertebra (column) A18.01
- articular — *see* Tuberculosis, joint
- ascites A18.31
- asthma — *see* Tuberculosis, pulmonary
- axilla, axillary (gland) A18.2
- bladder A18.12
- bone A18.03
  - hip A18.02
  - knee A18.02
  - limb NEC A18.03
  - sacrum A18.01
  - spine or vertebral column A18.01
- bowel (miliary) A18.32
- brain A17.81
- breast A18.89
- broad ligament A18.17
- bronchi, bronchial, bronchus A15.5
  - ectasia, ectasis (bronchiectasis) — *see* Tuberculosis, pulmonary
  - fistula A15.5
    - primary (progressive) A15.7
  - gland or node A15.4
    - primary (progressive) A15.7
  - lymph gland or node A15.4
    - primary (progressive) A15.7

bronchiectasis — *see* Tuberculosis, pulmonary
bronchitis A15.5
bronchopleural A15.6
bronchopneumonia, bronchopneumonic — *see* Tuberculosis, pulmonary
bronchorrhagia A15.5
bronchotracheal A15.5
bronze disease A18.7
buccal cavity A18.83
bulbourethral gland A18.15
bursa A18.09
cachexia A15.9
cardiomyopathy A18.84
caries — *see* Tuberculosis, bone
cartilage A18.02
  intervertebral A18.01
catarrhal — *see* Tuberculosis, respiratory
cecum A18.32
cellulitis (primary) A18.4
cerebellum A17.81
cerebral, cerebrum A17.81
cerebrospinal A17.81
  meninges A17.0
cervical (lymph gland or node) A18.2
cervicitis, cervix (uteri) A18.16
chest — *see* Tuberculosis, respiratory
chorioretinitis A18.53
choroid, choroiditis A18.53
ciliary body A18.54
colitis A18.32
collier's J65
colliquativa (primary) A18.4
colon A18.32

- complex, primary A15.7
- congenital P37.0
- conjunctiva A18.59
- connective tissue (systemic) A18.89
- contact Z20.1
- cornea (ulcer) A18.52
- Cowper's gland A18.15
- coxae A18.02
- coxalgia A18.02
- cul-de-sac of Douglas A18.17
- curvature, spine A18.01
- cutis (colliquativa) (primary) A18.4
- cyst, ovary A18.18
- cystitis A18.12
- dactylitis A18.03
- diarrhea A18.32
- diffuse — *see* Tuberculosis, miliary
- digestive tract A18.32
- disseminated — *see* Tuberculosis, miliary
- duodenum A18.32
- dura (mater) (cerebral) (spinal) A17.0
  - abscess (cerebral) (spinal) A17.81
- dysentery A18.32
- ear (inner) (middle) A18.6
  - bone A18.03
  - external (primary) A18.4
  - skin (primary) A18.4

- elbow A18.02
- emphysema — *see* Tuberculosis, pulmonary
- empyema A15.6
- encephalitis A17.82
- endarteritis A18.89
- endocarditis A18.84
  - aortic A18.84
  - mitral A18.84
  - pulmonary A18.84
  - tricuspid A18.84
- endocrine glands NEC A18.82
- endometrium A18.17
- enteric, enterica, enteritis A18.32
- enterocolitis A18.32
- epididymis, epididymitis A18.15
- epidural abscess (cerebral) (spinal) A17.81
- epiglottis A15.5
- episcleritis A18.51
- erythema (induratum) (nodosum) (primary) A18.4
- esophagus A18.83
- eustachian tube A18.6
- exposure (to) Z20.1
- exudative — *see* Tuberculosis, pulmonary
- eye A18.50
- eyelid (primary) (lupus) A18.4
- fallopian tube (acute) (chronic) A18.17
- fascia A18.09
- fauces A15.8
- female pelvic inflammatory disease A18.17
- finger A18.03
- first infection A15.7

- gallbladder A18.83
- ganglion A18.09
- gastritis A18.83
- gastrocolic fistula A18.32
- gastroenteritis A18.32
- gastrointestinal tract A18.32
- general, generalized — *see* Tuberculosis, miliary
- genital organs A18.10
- genitourinary A18.10
- genu A18.02
- glandula suprarenalis A18.7
- glandular, general A18.2
- glottis A15.5
- grinder's J65
- gum A18.83
- hand A18.03
- heart A18.84
- hematogenous — *see* Tuberculosis, miliary
- hemoptysis — *see* Tuberculosis, pulmonary
- hemorrhage NEC — *see* Tuberculosis, pulmonary
- hemothorax A15.6
- hepatitis A18.83
- hilar lymph nodes A15.4
  - primary (progressive) A15.7
- hip (joint) (disease) (bone) A18.02
- hydropneumothorax A15.6
- hydrothorax A15.6
- hypoadrenalism A18.7
- hypopharynx A15.8
- ileocecal (hyperplastic) A18.32
- ileocolitis A18.32
- ileum A18.32
- iliac spine (superior) A18.03
- immunological findings only A15.7
- indurativa (primary) A18.4
- infantile A15.7
- infection A15.9

without clinical manifestations A15.7
infraclavicular gland A18.2
inguinal gland A18.2
inguinalis A18.2
intestine (any part) A18.32
iridocyclitis A18.54
iris, iritis A18.54
ischiorectal A18.32
jaw A18.03
jejunum A18.32
joint A18.02
vertebral A18.01
keratitis (interstitial) A18.52
keratoconjunctivitis A18.52
kidney A18.11
knee (joint) A18.02
kyphosis, kyphoscoliosis A18.01
laryngitis A15.5
larynx A15.5
latent Z22.7
leptomeninges, leptomeningitis (cerebral) (spinal) A17.0
lichenoides (primary) A18.4
linguae A18.83
lip A18.83
liver A18.83
lordosis A18.01
lung — *see* Tuberculosis, pulmonary
lupus vulgaris A18.4
lymph gland or node (peripheral) A18.2
abdomen A18.39
bronchial A15.4

- primary (progressive) A15.7
- cervical A18.2
- hilar A15.4
  - primary (progressive) A15.7
- intrathoracic A15.4
  - primary (progressive) A15.7
- mediastinal A15.4
  - primary (progressive) A15.7
- mesenteric A18.39
- retroperitoneal A18.39
- tracheobronchial A15.4
  - primary (progressive) A15.7

lymphadenitis — *see* Tuberculosis, lymph gland
lymphangitis — *see* Tuberculosis, lymph gland
lymphatic (gland) (vessel) — *see* Tuberculosis, lymph gland
mammary gland A18.89
marasmus A15.9
mastoiditis A18.03
mediastinal lymph gland or node A15.4
- primary (progressive) A15.7

mediastinitis A15.8
- primary (progressive) A15.7

mediastinum A15.8
- primary (progressive) A15.7

medulla A17.81
melanosis, Addisonian A18.7
meninges, meningitis (basilar) (cerebral) (cerebrospinal) (spinal) A17.0
meningoencephalitis A17.82
mesentery, mesenteric (gland or node) A18.39
miliary A19.9
- acute A19.2

- multiple sites A19.1
- single specified site A19.0
- chronic A19.8
- specified NEC A19.8

millstone makers' J65
miner's J65
molder's J65
mouth A18.83
multiple A19.9
- acute A19.1
- chronic A19.8

muscle A18.09
myelitis A17.82
myocardium, myocarditis A18.84
nasal (passage) (sinus) A15.8
nasopharynx A15.8
neck gland A18.2
nephritis A18.11
nerve (mononeuropathy) A17.83
nervous system A17.9
nose (septum) A15.8
ocular A18.50
omentum A18.31
oophoritis (acute) (chronic) A18.17
optic (nerve trunk) (papilla) A18.59
orbit A18.59
orchitis A18.15
organ, specified NEC A18.89
osseous — *see* Tuberculosis, bone
osteitis — *see* Tuberculosis, bone
osteomyelitis — *see* Tuberculosis, bone
otitis media A18.6

- ovary, ovaritis (acute) (chronic) A18.17
- oviduct (acute) (chronic) A18.17
- pachymeningitis A17.0
- palate (soft) A18.83
- pancreas A18.83
- papulonecrotic (a) (primary) A18.4
- parathyroid glands A18.82
- paronychia (primary) A18.4
- parotid gland or region A18.83
- pelvis (bony) A18.03
- penis A18.15
- peribronchitis A15.5
- pericardium, pericarditis A18.84
- perichondritis, larynx A15.5
- periostitis — *see* Tuberculosis, bone
- perirectal fistula A18.32
- peritoneum NEC A18.31
- peritonitis A18.31
- pharynx, pharyngitis A15.8
- phlyctenulosis (keratoconjunctivitis) A18.52
- phthisis NEC — *see* Tuberculosis, pulmonary
- pituitary gland A18.82
- pleura, pleural, pleurisy, pleuritis (fibrinous) (obliteritive) (purulent) (simple plastic) (with effusion) A15.6
  - primary (progressive) A15.7
- pneumonia, pneumonic — *see* Tuberculosis, pulmonary
- pneumothorax (spontaneous) (tense valvular) — *see* Tuberculosis, pulmonary
- polyneuropathy A17.89
- polyserositis A19.9
  - acute A19.1
  - chronic A19.8

- potter's J65
- prepuce A18.15
- primary (complex) A15.7
- proctitis A18.32
- prostate, prostatitis A18.14
- pulmonalis — *see* Tuberculosis, pulmonary
- pulmonary (cavitated) (fibrotic) (infiltrative) (nodular) A15.0
  - childhood type or first infection A15.7
  - primary (complex) A15.7
- pyelitis A18.11
- pyelonephritis A18.11
- pyemia — *see* Tuberculosis, miliary
- pyonephrosis A18.11
- pyopneumothorax A15.6
- pyothorax A15.6
- rectum (fistula) (with abscess) A18.32
- reinfection stage — *see* Tuberculosis, pulmonary
- renal A18.11
- renis A18.11
- respiratory A15.9
  - primary A15.7
  - specified site NEC A15.8
- retina, retinitis A18.53
- retroperitoneal (lymph gland or node) A18.39
- rheumatism NEC A18.09
- rhinitis A15.8
- sacroiliac (joint) A18.01
- sacrum A18.01
- salivary gland A18.83
- salpingitis (acute) (chronic) A18.17
- sandblaster's J65
- sclera A18.51
- scoliosis A18.01
- scrofulous A18.2
- scrotum A18.15
- seminal tract or vesicle A18.15
- senile A15.9
- septic — *see* Tuberculosis, miliary
- shoulder (joint) A18.02

- blade A18.03
- sigmoid A18.32
- sinus (any nasal) A15.8
  - bone A18.03
  - epididymis A18.15
- skeletal NEC A18.03
- skin (any site) (primary) A18.4
- small intestine A18.32
- soft palate A18.83
- spermatic cord A18.15
- spine, spinal (column) A18.01
  - cord A17.81
  - medulla A17.81
  - membrane A17.0
  - meninges A17.0
- spleen, splenitis A18.85
- spondylitis A18.01
- sternoclavicular joint A18.02
- stomach A18.83
- stonemason's J65
- subcutaneous tissue (cellular) (primary) A18.4
- subcutis (primary) A18.4
- subdeltoid bursa A18.83
- submaxillary (region) A18.83
- supraclavicular gland A18.2
- suprarenal (capsule) (gland) A18.7
- swelling, joint (*see also* category M01 ☑) (*see also* Tuberculosis, joint) A18.02
- symphysis pubis A18.02
- synovitis A18.09
  - articular A18.02
  - spine or vertebra A18.01

- systemic — *see* Tuberculosis, miliary
- tarsitis A18.4
- tendon (sheath) — *see* Tuberculosis, tenosynovitis
- tenosynovitis A18.09
  - spine or vertebra A18.01
- testis A18.15
- throat A15.8
- thymus gland A18.82
- thyroid gland A18.81
- tongue A18.83
- tonsil, tonsillitis A15.8
- trachea, tracheal A15.5
  - lymph gland or node A15.4
    - primary (progressive) A15.7
- tracheobronchial A15.5
  - lymph gland or node A15.4
    - primary (progressive) A15.7
- tubal (acute) (chronic) A18.17
- tunica vaginalis A18.15
- ulcer (skin) (primary) A18.4
  - bowel or intestine A18.32
  - specified NEC - code under Tuberculosis, by site
- unspecified site A15.9
- ureter A18.11
- urethra, urethral (gland) A18.13
- urinary organ or tract A18.13
- uterus A18.17
- uveal tract A18.54
- uvula A18.83
- vagina A18.18
- vas deferens A18.15
- verruca, verrucosa (cutis) (primary) A18.4
- vertebra (column) A18.01
- vesiculitis A18.15
- vulva A18.18
- wrist (joint) A18.02

- **Tuberculum**
  - Carabelli — *see* Note at K00.2
  - occlusal — *see* Note at K00.2
  - paramolare K00.2
- **Tuberosity,** entire maxillary M26.07
- **Tuberous** sclerosis (brain) Q85.1
- **Tubo-ovarian** — *see* condition
- **Tuboplasty,** after previous sterilization Z31.0
  - aftercare Z31.42
- **Tubotympanitis,** catarrhal (chronic) — *see* Otitis, media, nonsuppurative, chronic, serous
- **Tularemia** A21.9
  - with
    - conjunctivitis A21.1
    - pneumonia A21.2
  - abdominal A21.3
  - bronchopneumonic A21.2
  - conjunctivitis A21.1
  - cryptogenic A21.3
  - enteric A21.3
  - gastrointestinal A21.3
  - generalized A21.7
  - ingestion A21.3
  - intestinal A21.3
  - oculoglandular A21.1
  - ophthalmic A21.1
  - pneumonia (any), pneumonic A21.2
  - pulmonary A21.2
  - sepsis A21.7
  - specified NEC A21.8
  - typhoidal A21.7
  - ulceroglandular A21.0

- **Tularensis** conjunctivitis A21.1
- **Tumefaction** (*see also* Swelling)
  - liver — *see* Hypertrophy, liver
- **Tumor** (*see also* Neoplasm, unspecified behavior, by site)
  - acinar cell — *see* Neoplasm, uncertain behavior, by site
  - acinic cell — *see* Neoplasm, uncertain behavior, by site
  - adenocarcinoid — *see* Neoplasm, malignant, by site
  - adenomatoid (*see also* Neoplasm, benign, by site)
    - odontogenic — *see* Cyst, calcifying odontogenic
  - adnexal (skin) — *see* Neoplasm, skin, benign, by site
  - adrenal
    - cortical (benign) D35.0 ☑
      - malignant C74.0 ☑
    - rest — *see* Neoplasm, benign, by site
  - alpha-cell
    - malignant
      - pancreas C25.4
      - specified site NEC — *see* Neoplasm, malignant, by site
      - unspecified site C25.4
    - pancreas D13.7
    - specified site NEC — *see* Neoplasm, benign, by site
    - unspecified site D13.7
  - aneurysmal — *see* Aneurysm
  - aortic body D44.7
    - malignant C75.5
  - Askin's — *see* Neoplasm, connective tissue, malignant
  - basal cell (*see also* Neoplasm, skin, uncertain behavior) D48.5
  - Bednar — *see* Neoplasm, skin, malignant
  - benign (unclassified) — *see* Neoplasm, benign, by site
  - beta-cell
    - malignant

- pancreas C25.4
- specified site NEC — *see* Neoplasm, malignant, by site
- unspecified site C25.4

- pancreas D13.7
- specified site NEC — *see* Neoplasm, benign, by site
- unspecified site D13.7

- Brenner D27.9
  - borderline malignancy D39.1 ☑
  - malignant C56 ☑
  - proliferating D39.1 ☑
- bronchial alveolar, intravascular D38.1
- Brooke's — *see* Neoplasm, skin, benign
- brown fat — *see* Lipoma
- Burkitt — *see* Lymphoma, Burkitt
- calcifying epithelial odontogenic — *see* Cyst, calcifying odontogenic
- carcinoid D3A.00
  - benign D3A.00
    - appendix D3A.020
    - ascending colon D3A.022
    - bronchus (lung) D3A.090
    - cecum D3A.021
    - colon D3A.029
    - descending colon D3A.024
    - duodenum D3A.010
    - foregut NOS D3A.094
    - hindgut NOS D3A.096
    - ileum D3A.012
    - jejunum D3A.011
    - kidney D3A.093
    - large intestine D3A.029
    - lung (bronchus) D3A.090
    - midgut NOS D3A.095

- rectum D3A.026
- sigmoid colon D3A.025
- small intestine D3A.019
- specified NEC D3A.098
- stomach D3A.092
- thymus D3A.091
- transverse colon D3A.023

malignant C7A.00

- appendix C7A.020
- ascending colon C7A.022
- bronchus (lung) C7A.090
- cecum C7A.021
- colon C7A.029
- descending colon C7A.024
- duodenum C7A.010
- foregut NOS C7A.094
- hindgut NOS C7A.096
- ileum C7A.012
- jejunum C7A.011
- kidney C7A.093
- large intestine C7A.029
- lung (bronchus) C7A.090
- midgut NOS C7A.095
- rectum C7A.026
- sigmoid colon C7A.025
- small intestine C7A.019
- specified NEC C7A.098
- stomach C7A.092
- thymus C7A.091
- transverse colon C7A.023

- mesentery metastasis C7B.04
- secondary C7B.00
  - bone C7B.03
  - distant lymph nodes C7B.01
  - liver C7B.02
  - peritoneum C7B.04
  - specified NEC C7B.09
- carotid body D44.6
  - malignant C75.4
- cells (*see also* Neoplasm, unspecified behavior, by site)
  - benign — *see* Neoplasm, benign, by site
  - malignant — *see* Neoplasm, malignant, by site
  - uncertain whether benign or malignant — *see* Neoplasm, uncertain behavior, by site
- cervix, in pregnancy or childbirth — *see* Pregnancy, complicated by, tumor, cervix
- chondromatous giant cell — *see* Neoplasm, bone, benign
- chromaffin (*see also* Neoplasm, benign, by site)
  - malignant — *see* Neoplasm, malignant, by site
- Cock's peculiar L72.3
- Codman's — *see* Neoplasm, bone, benign
- dentigerous, mixed — *see* Cyst, calcifying odontogenic
- dermoid — *see* Neoplasm, benign, by site
  - with malignant transformation C56 ☑
- desmoid (extra-abdominal) (*see also* Neoplasm, connective tissue, uncertain behavior)
  - abdominal — *see* Neoplasm, connective tissue, uncertain behavior
- embolus — *see* Neoplasm, secondary, by site
- embryonal (mixed) (*see also* Neoplasm, uncertain behavior, by site)
  - liver C22.7
- endodermal sinus
  - specified site — *see* Neoplasm, malignant, by site
  - unspecified site
    - female C56. ☑
    - male C62.90
- epithelial

- benign — *see* Neoplasm, benign, by site
- malignant — *see* Neoplasm, malignant, by site

Ewing's — *see* Neoplasm, bone, malignant, by site
fatty — *see* Lipoma
fibroid — *see* Leiomyoma
G cell
- malignant
  - pancreas C25.4
  - specified site NEC — *see* Neoplasm, malignant, by site
  - unspecified site C25.4
- specified site — *see* Neoplasm, uncertain behavior, by site
- unspecified site D37.8

germ cell (*see also* Neoplasm, malignant, by site)
- mixed — *see* Neoplasm, malignant, by site

ghost cell, odontogenic — *see* Cyst, calcifying odontogenic
giant cell (*see also* Neoplasm, uncertain behavior, by site)
- bone D48.0
  - malignant — *see* Neoplasm, bone, malignant
- chondromatous — *see* Neoplasm, bone, benign
- malignant — *see* Neoplasm, malignant, by site
- soft parts — *see* Neoplasm, connective tissue, uncertain behavior
  - malignant — *see* Neoplasm, connective tissue, malignant

glomus D18.00
- intra-abdominal D18.03
- intracranial D18.02
- jugulare D44.7
  - malignant C75.5
- skin D18.01
- specified site NEC D18.09

gonadal stromal — *see* Neoplasm, uncertain behavior, by site
granular cell (*see also* Neoplasm, connective tissue, benign)

- malignant — *see* Neoplasm, connective tissue, malignant
- granulosa cell D39.1 ☑
  - juvenile D39.1 ☑
  - malignant C56 ☑
- granulosa cell-theca cell D39.1 ☑
  - malignant C56 ☑
- Grawitz's C64 ☑
- hemorrhoidal — *see* Hemorrhoids
- hilar cell D27 ☑
- hilus cell D27 ☑
- Hurthle cell (benign) D34
  - malignant C73
- hydatid — *see* Echinococcus
- hypernephroid (*see also* Neoplasm, uncertain behavior, by site)
- interstitial cell (*see also* Neoplasm, uncertain behavior, by site)
  - benign — *see* Neoplasm, benign, by site
  - malignant — *see* Neoplasm, malignant, by site
- intravascular bronchial alveolar D38.1
- islet cell — *see* Neoplasm, benign, by site
  - malignant — *see* Neoplasm, malignant, by site
    - pancreas C25.4
    - specified site NEC — *see* Neoplasm, malignant, by site
    - unspecified site C25.4
  - pancreas D13.7
  - specified site NEC — *see* Neoplasm, benign, by site
  - unspecified site D13.7
- juxtaglomerular D41.0 ☑
- Klatskin's C24.0
- Krukenberg's C79.6 ☑
- Leydig cell — *see* Neoplasm, uncertain behavior, by site
  - benign — *see* Neoplasm, benign, by site

- specified site — *see* Neoplasm, benign, by site
- unspecified site
  - female D27.9
  - male D29.20
- malignant — *see* Neoplasm, malignant, by site
  - specified site — *see* Neoplasm, malignant, by site
  - unspecified site
    - female C56.9
    - male C62.90
- specified site — *see* Neoplasm, uncertain behavior, by site
- unspecified site
  - female D39.10
  - male D40.10
- lipid cell, ovary D27 ☑
- lipoid cell, ovary D27 ☑
- malignant (*see also* Neoplasm, malignant, by site) C80.1
  - fusiform cell (type) C80.1
  - giant cell (type) C80.1
  - localized, plasma cell — *see* Plasmacytoma, solitary
  - mixed NEC C80.1
  - small cell (type) C80.1
  - spindle cell (type) C80.1
  - unclassified C80.1
- mast cell D47.09
- melanotic, neuroectodermal — *see* Neoplasm, benign, by site
- Merkel cell — *see* Carcinoma, Merkel cell
- mesenchymal
  - malignant — *see* Neoplasm, connective tissue, malignant
  - mixed — *see* Neoplasm, connective tissue, uncertain behavior
- mesodermal, mixed (*see also* Neoplasm, malignant, by site)
  - liver C22.4
- mesonephric (*see also* Neoplasm, uncertain behavior, by site)

- malignant — *see* Neoplasm, malignant, by site
- metastatic
  - from specified site — *see* Neoplasm, malignant, by site
  - of specified site — *see* Neoplasm, malignant, by site
  - to specified site — *see* Neoplasm, secondary, by site
- mixed NEC (*see also* Neoplasm, benign, by site)
  - malignant — *see* Neoplasm, malignant, by site
- mucinous of low malignant potential
  - specified site — *see* Neoplasm, malignant, by site
  - unspecified site C56.9
- mucocarcinoid
  - specified site — *see* Neoplasm, malignant, by site
  - unspecified site C18.1
- mucoepidermoid — *see* Neoplasm, uncertain behavior, by site
- Müllerian, mixed
  - specified site — *see* Neoplasm, malignant, by site
  - unspecified site C54.9
- myoepithelial — *see* Neoplasm, benign, by site
- neuroectodermal (peripheral) — *see* Neoplasm, malignant, by site
  - primitive
    - specified site — *see* Neoplasm, malignant, by site
    - unspecified site C71.9
- neuroendocrine D3A.8
  - malignant poorly differentiated C7A.1
  - secondary NEC C7B.8
  - specified NEC C7A.8
- neurogenic olfactory C30.0
- nonencapsulated sclerosing C73
- odontogenic (adenomatoid) (benign) (calcifying epithelial) (keratocystic) (squamous) — *see* Cyst, calcifying odontogenic
  - malignant C41.1
    - upper jaw (bone) C41.0

- ovarian stromal D39.1 ☑
- ovary, in pregnancy — *see* Pregnancy, complicated by
- pacinian — *see* Neoplasm, skin, benign
- Pancoast's — *see* Pancoast's syndrome
- papillary (*see also* Papilloma)
  - cystic D37.9
  - mucinous of low malignant potential C56 ☑
    - specified site — *see* Neoplasm, malignant, by site
    - unspecified site C56.9
  - serous of low malignant potential
    - specified site — *see* Neoplasm, malignant, by site
    - unspecified site C56.9
- pelvic, in pregnancy or childbirth — *see* Pregnancy, complicated by
- phantom F45.8
- phyllodes D48.6 ☑
  - benign D24 ☑
  - malignant — *see* Neoplasm, breast, malignant
- Pindborg — *see* Cyst, calcifying odontogenic
- placental site trophoblastic D39.2
- plasma cell (malignant) (localized) — *see* Plasmacytoma, solitary
- polyvesicular vitelline
  - specified site — *see* Neoplasm, malignant, by site
  - unspecified site
    - female C56.9
    - male C62.90
- Pott's puffy — *see* Osteomyelitis, specified NEC
- Rathke's pouch D44.3
- retinal anlage — *see* Neoplasm, benign, by site
- salivary gland or duct type, mixed — *see* Neoplasm, salivary gland or duct, benign
  - malignant — *see* Neoplasm, salivary gland or duct, malignant

- Sampson's N80.10 ☑
- Schmincke's — *see* Neoplasm, nasopharynx, malignant
- sclerosing stromal D27 ☑
- sebaceous — *see* Cyst, sebaceous
- secondary — *see* Neoplasm, secondary, by site
  - carcinoid C7B.00
    - bone C7B.03
    - distant lymph nodes C7B.01
    - liver C7B.02
    - peritoneum C7B.04
    - specified NEC C7B.09
  - neuroendocrine NEC C7B.8
- serous of low malignant potential
  - specified site — *see* Neoplasm, malignant, by site
  - unspecified site C56.9
- Sertoli cell — *see* Neoplasm, benign, by site
  - with lipid storage
    - specified site — *see* Neoplasm, benign, by site
    - unspecified site
      - female D27.9
      - male D29.20
  - specified site — *see* Neoplasm, benign, by site
  - unspecified site
    - female D27.9
    - male D29.20
- Sertoli-Leydig cell — *see* Neoplasm, benign, by site
  - specified site — *see* Neoplasm, benign, by site
  - unspecified site
    - female D27.9
    - male D29.20
- sex cord (-stromal) — *see* Neoplasm, uncertain behavior, by site
  - with annular tubules D39.1 ☑

- skin appendage — *see* Neoplasm, skin, benign
- smooth muscle — *see* Neoplasm, connective tissue, uncertain behavior
- soft tissue
  - benign — *see* Neoplasm, connective tissue, benign
  - malignant — *see* Neoplasm, connective tissue, malignant
- sternomastoid (congenital) Q68.0
- stromal
  - endometrial D39.0
  - gastric D48.19
    - benign D21.4
    - malignant C49.A2
    - uncertain behavior D48.19
  - gastrointestinal C49.A ☑
    - benign D21.4
    - esophagus C49.A1
    - large intestine C49.A4
    - malignant C49.A0
      - colon C49.A4
      - duodenum C49.A3
      - esophagus C49.A1
      - ileum C49.A3
      - jejunum C49.A3
      - large intestine C49.A4
      - Meckel diverticulum C49.A3
      - omentum C49.A9
      - peritoneum C49.A9
      - rectum C49.A5
      - small intestine C49.A3
      - specified site NEC C49.A9
      - stomach C49.A2

- rectum C49.A5
- small intestine C49.A3
- specified site NEC C49.A9
- stomach C49.A2
- uncertain behavior D48.19

intestine
- benign D21.4
- malignant
  - large C49.A4
  - small C49.A3
- uncertain behavior D48.19

ovarian D39.1 ☑
stomach C49.A2
- benign D21.4
- malignant C49.A2
- uncertain behavior D48.19

testicular D40.10
sweat gland (*see also* Neoplasm, skin, uncertain behavior)
- benign — *see* Neoplasm, skin, benign
- malignant — *see* Neoplasm, skin, malignant

syphilitic, brain A52.17
testicular stromal D40.1 ☑
theca cell D27. ☑
theca cell-granulosa cell D39.1 ☑
Triton, malignant — *see* Neoplasm, nerve, malignant
trophoblastic, placental site D39.2
turban D23.4
uterus (body), in pregnancy or childbirth — *see* Pregnancy, complicated by, tumor, uterus
vagina, in pregnancy or childbirth — *see* Pregnancy, complicated by
varicose — *see* Varix
von Recklinghausen's — *see* Neurofibromatosis
vulva or perineum, in pregnancy or childbirth — *see* Pregnancy, complicated by

causing obstructed labor O65.5
Warthin's — *see* Neoplasm, salivary gland or duct, benign
Wilms' C64 ☑
yolk sac — *see* Neoplasm, malignant, by site
specified site — *see* Neoplasm, malignant, by site
unspecified site
female C56.9
male C62.90
Tumor lysis syndrome (following antineoplastic chemotherapy) (spontaneous) NEC E88.3
Tumorlet — *see* Neoplasm, uncertain behavior, by site
Tungiasis B88.1
Tunica vasculosa lentis Q12.2
Turban tumor D23.4
Türck's trachoma J37.0
Turner-Kieser syndrome Q87.2
Turner-like syndrome Q87.19
Turner's
hypoplasia (tooth) K00.4
syndrome Q96.9
specified NEC Q96.8
tooth K00.4
Turner-Ullrich syndrome Q96.9
Tussis convulsiva — *see* Whooping cough
Twiddler's syndrome (due to)
automatic implantable defibrillator T82.198 ☑
cardiac pacemaker T82.198 ☑
Twilight state
epileptic F05
psychogenic F44.89
Twin (newborn) (*see also* Newborn, twin)
conjoined Q89.4
pregnancy — *see* Pregnancy, twin

- **Twinning**, teeth K00.2
- **Twist**, twisted
  - bowel, colon or intestine K56.2
  - hair (congenital) Q84.1
  - mesentery K56.2
  - omentum K56.2
  - organ or site, congenital NEC — *see* Anomaly, by site
  - ovarian pedicle — *see* Torsion, ovary
- **Twitching** R25.3
- **Tylosis** (acquired) L84
  - buccalis K13.29
  - linguae K13.29
  - palmaris et plantaris (congenital) (inherited) Q82.8
    - acquired L85.1
- **Tympanism** R14.0
- **Tympanites** (abdominal) (intestinal) R14.0
- **Tympanitis** — *see* Myringitis
- **Tympanosclerosis** — *see* subcategory H74.0 ☑
- **Tympanum** — *see* condition
- **Tympany**
  - abdomen R14.0
  - chest R09.89
- **Type** A behavior pattern Z73.1
- **Typhlitis** — *see* Cecitis
- **Typhoenteritis** — *see* Typhoid
- **Typhoid** (abortive) (ambulant) (any site) (clinical) (fever) (hemorrhagic) (infection) (intermittent) (malignant) (rheumatic) (Widal negative) A01.00

- with pneumonia A01.03
- abdominal A01.09
- arthritis A01.04
- carrier (suspected) of Z22.0
- cholecystitis (current) A01.09
- endocarditis A01.02
- heart involvement A01.02
- inoculation reaction — *see* Complications, vaccination
- meningitis A01.01
- mesenteric lymph nodes A01.09
- myocarditis A01.02
- osteomyelitis A01.05
- perichondritis, larynx A01.09
- pneumonia A01.03
- spine A01.05
- specified NEC A01.09
- ulcer (perforating) A01.09

Typhomalaria (fever) — *see* Malaria

Typhomania A01.00

Typhoperitonitis A01.09

Typhus (fever) A75.9

- abdominal, abdominalis — *see* Typhoid
- African tick A77.1
- amarillic A95.9
- brain A75.9 *[G94]*
- cerebral A75.9 *[G94]*
- classical A75.0
- due to Rickettsia
  - prowazekii A75.0
    - recrudescent A75.1
  - tsutsugamushi A75.3
  - typhi A75.2

endemic (flea-borne) A75.2
epidemic (louse-borne) A75.0
exanthematic NEC A75.0
exanthematicus SAI A75.0
brillii SAI A75.1
mexicanus SAI A75.2
typhus murinus A75.2
flea-borne A75.2
India tick A77.1
Kenya (tick) A77.1
louse-borne A75.0
Mexican A75.2
mite-borne A75.3
murine A75.2
North Asian tick-borne A77.2
Orientia Tsutsugamushi (scrub typhus) A75.3
petechial A75.9
Queensland tick A77.3
rat A75.2
recrudescent A75.1
recurrens — *see* Fever, relapsing
Sao Paulo A77.0
scrub (China) (India) (Malaysia) (New Guinea) A75.3
shop (of Malaysia) A75.2
Siberian tick A77.2
tick-borne A77.9
tropical (mite-borne) A75.3
Tyrosinemia E70.21
newborn, transitory P74.5
Tyrosinosis E70.21
Tyrosinuria E70.29

U

- Uhl's anomaly or disease Q24.8
- **Ulcer,** ulcerated, ulcerating, ulceration, ulcerative
  - abdomen L98.439
    - with
      - bone involvement without evidence of necrosis L98.436
      - bone necrosis L98.434
      - exposed fat layer L98.432
      - muscle involvement without evidence of necrosis L98.435
      - muscle necrosis L98.433
      - skin breakdown only L98.431
      - specified severity NEC L98.438
  - alveolar process M27.3
  - amebic (intestine) A06.1
    - skin A06.7
  - anastomotic — *see* Ulcer, gastrojejunal
  - anorectal K62.6
  - antral — *see* Ulcer, stomach
  - anus (sphincter) (solitary) K62.6
  - aorta — *see* Aneurysm
  - aphthous (oral) (recurrent) K12.0
    - genital organ(s)
      - female N76.6
      - male N50.89
  - artery I77.2
  - atrophic — *see* Ulcer, skin
    - decubitus — *see* Ulcer, pressure, by site
  - back L98.429
    - with

- bone involvement without evidence of necrosis L98.426
- bone necrosis L98.424
- exposed fat layer L98.422
- muscle involvement without evidence of necrosis L98.425
- muscle necrosis L98.423
- skin breakdown only L98.421
- specified severity NEC L98.428

Barrett's (esophagus) K22.10
- with bleeding K22.11

bile duct (common) (hepatic) K83.8
bladder (solitary) (sphincter) NEC N32.89
- bilharzial B65.9 *[N33]*
- in schistosomiasis (bilharzial) B65.9 *[N33]*
- submucosal — *see* Cystitis, interstitial
- tuberculous A18.12

bleeding K27.4
bone — *see* Osteomyelitis, specified type NEC
bowel — *see* Ulcer, intestine
breast N61.1
bronchus J98.09
buccal (cavity) (traumatic) K12.1
Buruli A31.1
buttock L98.419
- with
  - bone involvement without evidence of necrosis L98.416
  - bone necrosis L98.414
  - exposed fat layer L98.412
  - muscle involvement without evidence of necrosis L98.415
  - muscle necrosis L98.413
  - skin breakdown only L98.411
  - specified severity NEC L98.418

- cameron — *see* Ulcer, stomach
- cancerous — *see* Neoplasm, malignant, by site
- cardia K22.10
  - with bleeding K22.11
- cardioesophageal (peptic) K22.10
  - with bleeding K22.11
- cecum — *see* Ulcer, intestine
- cervix (uteri) (decubitus) (trophic) N86
  - with cervicitis N72
- chancroidal A57
- chest L98.449
  - with
    - bone involvement without evidence of necrosis L98.446
    - bone necrosis L98.444
    - exposed fat layer L98.442
    - muscle involvement without evidence of necrosis L98.445
    - muscle necrosis L98.443
    - skin breakdown only L98.441
    - specified severity NEC L98.448
- chiclero B55.1
- chronic (cause unknown) — *see* Ulcer, skin
- Cochin-China B55.1
- colon — *see* Ulcer, intestine
- conjunctiva H10.89
- cornea H16.00 ☑

- with hypopyon H16.03 ☑
- central H16.01 ☑
- dendritic (herpes simplex) B00.52
- marginal H16.04 ☑
- Mooren's H16.05 ☑
- mycotic H16.06 ☑
- perforated H16.07 ☑
- ring H16.02 ☑
- tuberculous (phlyctenular) A18.52

corpus cavernosum (chronic) N48.5
crural — *see* Ulcer, lower limb
Curling's — *see* Ulcer, peptic, acute
Cushing's — *see* Ulcer, peptic, acute
cystic duct K82.8
cystitis (interstitial) — *see* Cystitis, interstitial
decubitus — *see* Ulcer, pressure, by site
dendritic, cornea (herpes simplex) B00.52
diabetes, diabetic — *see* Diabetes, ulcer
Dieulafoy's K25.0
due to

- infection NEC — *see* Ulcer, skin
- radiation NEC L59.8
- trophic disturbance (any region) — *see* Ulcer, skin
- X-ray L58.1

duodenum, duodenal (eroded) (peptic) K26.9

- with
  - hemorrhage K26.4
    - and perforation K26.6
  - perforation K26.5
- acute K26.3
  - with

- hemorrhage K26.0
  - and perforation K26.2
- perforation K26.1
- chronic (erosive) K26.7
  - with
    - hemorrhage K26.4
      - and perforation K26.6
    - perforation K26.5
- dysenteric A09
- elusive — *see* Cystitis, interstitial
- endocarditis (acute) (chronic) (subacute) I28.8
- epiglottis J38.7
- esophagus (peptic) K22.10
  - with bleeding K22.11
  - due to
    - aspirin K22.10
      - with bleeding K22.11
    - gastrointestinal reflux disease (without bleeding) K21.00
      - with bleeding K21.01
    - ingestion of chemical or medicament K22.10
      - with bleeding K22.11
  - fungal K22.10
    - with bleeding K22.11
  - infective K22.10
    - with bleeding K22.11
  - varicose — *see* Varix, esophagus
- eyelid (region) H01.8 ☑
- face L98.469
  - with

- bone involvement without evidence of necrosis L98.466
- bone necrosis L98.464
- exposed fat layer L98.462
- muscle involvement without evidence of necrosis L98.465
- muscle necrosis L98.463
- skin breakdown only L98.461
- specified severity NEC L98.468

fauces J39.2

Fenwick (-Hunner) (solitary) — *see* Cystitis, interstitial

fistulous — *see* Ulcer, skin

foot (indolent) (trophic) — *see* Ulcer, lower limb

forearm L98.A299

- with
  - bone involvement without evidence of necrosis L98.A296
  - bone necrosis L98.A294
  - exposed fat layer L98.A292
  - muscle involvement without evidence of necrosis L98.A295
  - muscle necrosis L98.A293
  - skin breakdown only L98.A291
  - specified severity NEC L98.A298
- left L98.A229
  - with
    - bone involvement without evidence of necrosis L98.A226
    - bone necrosis L98.A224
    - exposed fat layer L98.A222
    - muscle involvement without evidence of necrosis L98.A225
    - muscle necrosis L98.A223
    - skin breakdown only L98.A221
    - specified severity NEC L98.A228
- right L98.A219
  - with

- bone involvement without evidence of necrosis L98.A216
- bone necrosis L98.A214
- exposed fat layer L98.A212
- muscle involvement without evidence of necrosis L98.A215
- muscle necrosis L98.A213
- skin breakdown only L98.A211
- specified severity NEC L98.A218

frambesial, initial A66.0
frenum (tongue) K14.0
gallbladder or duct K82.8
gangrenous — *see* Gangrene
gastric — *see* Ulcer, stomach
gastrocolic — *see* Ulcer, gastrojejunal
gastroduodenal — *see* Ulcer, peptic
gastroesophageal — *see* Ulcer, stomach
gastrointestinal — *see* Ulcer, gastrojejunal
gastrojejunal (peptic) K28.9
- with
  - hemorrhage K28.4
    - and perforation K28.6
  - perforation K28.5
- acute K28.3
  - with
    - hemorrhage K28.0
      - and perforation K28.2
    - perforation K28.1
- chronic K28.7
  - with
    - hemorrhage K28.4
      - and perforation K28.6
    - perforation K28.5

- gastrojejunocolic — *see* Ulcer, gastrojejunal
- gingiva K06.8
- gingivitis K05.10
  - nonplaque induced K05.11
  - plaque induced K05.10
- glottis J38.7
- granuloma of pudenda A58
- groin L98.479
  - with
    - bone involvement without evidence of necrosis L98.476
    - bone necrosis L98.474
    - exposed fat layer L98.472
    - muscle involvement without evidence of necrosis L98.475
    - muscle necrosis L98.473
    - skin breakdown only L98.471
    - specified severity NEC L98.478
- gum K06.8
- gumma, due to yaws A66.4
- hand L98.A399
  - with
    - bone involvement without evidence of necrosis L98.A396
    - bone necrosis L98.A394
    - exposed fat layer L98.A392
    - muscle involvement without evidence of necrosis L98.A395
    - muscle necrosis L98.A393
    - skin breakdown only L98.A391
    - specified severity NEC L98.A398
  - left L98.A329
    - with

- bone involvement without evidence of necrosis L98.A326
- bone necrosis L98.A324
- exposed fat layer L98.A322
- muscle involvement without evidence of necrosis L98.A325
- muscle necrosis L98.A323
- skin breakdown only L98.A321
- specified severity NEC L98.A328

right L98.A319

with

- bone involvement without evidence of necrosis L98.A316
- bone necrosis L98.A314
- exposed fat layer L98.A312
- muscle involvement without evidence of necrosis L98.A315
- muscle necrosis L98.A313
- skin breakdown only L98.A311
- specified severity NEC L98.A318

heel — *see* Ulcer, lower limb

hemorrhoid (*see also* Hemorrhoids, by degree) K64.8

Hunner's — *see* Cystitis, interstitial

hypopharynx J39.2

hypopyon (chronic) (subacute) — *see* Ulcer, cornea, with hypopyon

hypostaticum — *see* Ulcer, varicose

ileum — *see* Ulcer, intestine

intestine, intestinal K63.3

- with perforation K63.1
- amebic A06.1
- duodenal — *see* Ulcer, duodenum
- granulocytopenic (with hemorrhage) — *see* Neutropenia
- marginal — *see* Ulcer, gastrojejunal
- perforating K63.1
  - newborn P78.0

- primary, small intestine K63.3
- rectum K62.6
- stercoraceous, stercoral K63.3
- tuberculous A18.32
- typhoid (fever) — *see* Typhoid
- varicose I86.8

jejunum, jejunal — *see* Ulcer, gastrojejunal
keratitis — *see* Ulcer, cornea
knee — *see* Ulcer, lower limb
labium (majus) (minus) N76.6
laryngitis — *see* Laryngitis
larynx (aphthous) (contact) J38.7
- diphtheritic A36.2

leg — *see* Ulcer, lower limb
lip K13.0
Lipschütz's N76.6
lower limb (atrophic) (chronic) (neurogenic) (perforating) (pyogenic) (trophic) (tropical) L97.909
- with
  - bone involvement without evidence of necrosis L97.906
  - bone necrosis L97.904
  - exposed fat layer L97.902
  - muscle involvement without evidence of necrosis L97.905
  - muscle necrosis L97.903
  - skin breakdown only L97.901
  - specified severity NEC L97.908
- ankle L97.309
  - with

- bone involvement without evidence of necrosis L97.306
- bone necrosis L97.304
- exposed fat layer L97.302
- muscle involvement without evidence of necrosis L97.305
- muscle necrosis L97.303
- skin breakdown only L97.301
- specified severity NEC L97.308

left L97.329

- with
  - bone involvement without evidence of necrosis L97.326
  - bone necrosis L97.324
  - exposed fat layer L97.322
  - muscle involvement without evidence of necrosis L97.325
  - muscle necrosis L97.323
  - skin breakdown only L97.321
  - specified severity NEC L97.328

right L97.319

- with
  - bone involvement without evidence of necrosis L97.316
  - bone necrosis L97.314
  - exposed fat layer L97.312
  - muscle involvement without evidence of necrosis L97.315
  - muscle necrosis L97.313
  - skin breakdown only L97.311
  - specified severity NEC L97.318

calf L97.209

- with

- bone involvement without evidence of necrosis L97.206
- bone necrosis L97.204
- exposed fat layer L97.202
- muscle involvement without evidence of necrosis L97.205
- muscle necrosis L97.203
- skin breakdown only L97.201
- specified severity NEC L97.208

left L97.229
- with
  - bone involvement without evidence of necrosis L97.226
  - bone necrosis L97.224
  - exposed fat layer L97.222
  - muscle involvement without evidence of necrosis L97.225
  - muscle necrosis L97.223
  - skin breakdown only L97.221
  - specified severity NEC L97.228

right L97.219
- with
  - bone involvement without evidence of necrosis L97.216
  - bone necrosis L97.214
  - exposed fat layer L97.212
  - muscle involvement without evidence of necrosis L97.215
  - muscle necrosis L97.213
  - skin breakdown only L97.211
  - specified severity NEC L97.218

decubitus — *see* Ulcer, pressure, by site

foot specified NEC L97.509
- with

- bone involvement without evidence of necrosis L97.506
- bone necrosis L97.504
- exposed fat layer L97.502
- muscle involvement without evidence of necrosis L97.505
- muscle necrosis L97.503
- skin breakdown only L97.501
- specified severity NEC L97.508

left L97.529

- with
  - bone involvement without evidence of necrosis L97.526
  - bone necrosis L97.524
  - exposed fat layer L97.522
  - muscle involvement without evidence of necrosis L97.525
  - muscle necrosis L97.523
  - skin breakdown only L97.521
  - specified severity NEC L97.528

right L97.519

- with
  - bone involvement without evidence of necrosis L97.516
  - bone necrosis L97.514
  - exposed fat layer L97.512
  - muscle involvement without evidence of necrosis L97.515
  - muscle necrosis L97.513
  - skin breakdown only L97.511
  - specified severity NEC L97.518

heel L97.409

- with

- bone involvement without evidence of necrosis L97.406
- bone necrosis L97.404
- exposed fat layer L97.402
- muscle involvement without evidence of necrosis L97.405
- muscle necrosis L97.403
- skin breakdown only L97.401
- specified severity NEC L97.408

left L97.429

- with
  - bone involvement without evidence of necrosis L97.426
  - bone necrosis L97.424
  - exposed fat layer L97.422
  - muscle involvement without evidence of necrosis L97.425
  - muscle necrosis L97.423
  - skin breakdown only L97.421
  - specified severity NEC L97.428

right L97.419

- with
  - bone involvement without evidence of necrosis L97.416
  - bone necrosis L97.414
  - exposed fat layer L97.412
  - muscle involvement without evidence of necrosis L97.415
  - muscle necrosis L97.413
  - skin breakdown only L97.411
  - specified severity NEC L97.418

left L97.929

- with

- bone involvement without evidence of necrosis L97.926
- bone necrosis L97.924
- exposed fat layer L97.922
- muscle involvement without evidence of necrosis L97.925
- muscle necrosis L97.923
- skin breakdown only L97.921
- specified severity NEC L97.928

lower leg NOS L97.909

- with
  - bone involvement without evidence of necrosis L97.906
  - bone necrosis L97.904
  - exposed fat layer L97.902
  - muscle involvement without evidence of necrosis L97.905
  - muscle necrosis L97.903
  - skin breakdown only L97.901
  - specified severity NEC L97.908
- left L97.929
  - with
    - bone involvement without evidence of necrosis L97.926
    - bone necrosis L97.924
    - exposed fat layer L97.922
    - muscle involvement without evidence of necrosis L97.925
    - muscle necrosis L97.923
    - skin breakdown only L97.921
    - specified severity NEC L97.928
- right L97.919
  - with

- bone involvement without evidence of necrosis L97.916
- bone necrosis L97.914
- exposed fat layer L97.912
- muscle involvement without evidence of necrosis L97.915
- muscle necrosis L97.913
- skin breakdown only L97.911
- specified severity NEC L97.918

specified site NEC L97.809

- with
  - bone involvement without evidence of necrosis L97.806
  - bone necrosis L97.804
  - exposed fat layer L97.802
  - muscle involvement without evidence of necrosis L97.805
  - muscle necrosis L97.803
  - skin breakdown only L97.801
  - specified severity NEC L97.808
- left L97.829
  - with
    - bone involvement without evidence of necrosis L97.826
    - bone necrosis L97.824
    - exposed fat layer L97.822
    - muscle involvement without evidence of necrosis L97.825
    - muscle necrosis L97.823
    - skin breakdown only L97.821
    - specified severity NEC L97.828
- right L97.819
  - with

- bone involvement without evidence of necrosis L97.816
- bone necrosis L97.814
- exposed fat layer L97.812
- muscle involvement without evidence of necrosis L97.815
- muscle necrosis L97.813
- skin breakdown only L97.811
- specified severity NEC L97.818

midfoot L97.409

- with
  - bone involvement without evidence of necrosis L97.406
  - bone necrosis L97.404
  - exposed fat layer L97.402
  - muscle involvement without evidence of necrosis L97.405
  - muscle necrosis L97.403
  - skin breakdown only L97.401
  - specified severity NEC L97.408
- left L97.429
  - with
    - bone involvement without evidence of necrosis L97.426
    - bone necrosis L97.424
    - exposed fat layer L97.422
    - muscle involvement without evidence of necrosis L97.425
    - muscle necrosis L97.423
    - skin breakdown only L97.421
    - specified severity NEC L97.428
- right L97.419
  - with

- bone involvement without evidence of necrosis L97.416
- bone necrosis L97.414
- exposed fat layer L97.412
- muscle involvement without evidence of necrosis L97.415
- muscle necrosis L97.413
- skin breakdown only L97.411
- specified severity NEC L97.418

right L97.919
- with
  - bone involvement without evidence of necrosis L97.916
  - bone necrosis L97.914
  - exposed fat layer L97.912
  - muscle involvement without evidence of necrosis L97.915
  - muscle necrosis L97.913
  - skin breakdown only L97.911
  - specified severity NEC L97.918

shin (*see also* Ulcer, lower limb, calf) L97.209

thigh L97.109
- with
  - bone involvement without evidence of necrosis L97.106
  - bone necrosis L97.104
  - muscle involvement without evidence of necrosis L97.105
  - exposed fat layer L97.102
  - muscle necrosis L97.103
  - skin breakdown only L97.101
  - specified severity NEC L97.108
- left L97.129
  - with

- bone involvement without evidence of necrosis L97.126
- bone necrosis L97.124
- exposed fat layer L97.122
- muscle involvement without evidence of necrosis L97.125
- muscle necrosis L97.123
- skin breakdown only L97.121
- specified severity NEC L97.128

right L97.119

- with
  - bone involvement without evidence of necrosis L97.116
  - bone necrosis L97.114
  - exposed fat layer L97.112
  - muscle involvement without evidence of necrosis L97.115
  - muscle necrosis L97.113
  - skin breakdown only L97.111
  - specified severity NEC L97.118

toe L97.509

- with
  - bone involvement without evidence of necrosis L97.506
  - bone necrosis L97.504
  - exposed fat layer L97.502
  - muscle involvement without evidence of necrosis L97.505
  - muscle necrosis L97.503
  - skin breakdown only L97.501
  - specified severity NEC L97.508

left L97.529

- with

- bone involvement without evidence of necrosis L97.526
- bone necrosis L97.524
- exposed fat layer L97.522
- muscle involvement without evidence of necrosis L97.525
- muscle necrosis L97.523
- skin breakdown only L97.521
- specified severity NEC L97.528

right L97.519
- with
  - bone involvement without evidence of necrosis L97.516
  - bone necrosis L97.514
  - exposed fat layer L97.512
  - muscle involvement without evidence of necrosis L97.515
  - muscle necrosis L97.513
  - skin breakdown only L97.511
  - specified severity NEC L97.518
- leprous A30.1
- syphilitic A52.19
- varicose — *see* Varix, leg, with, ulcer

luetic — *see* Ulcer, syphilitic

lung J98.4
- tuberculous — *see* Tuberculosis, pulmonary

malignant — *see* Neoplasm, malignant, by site

marginal NEC — *see* Ulcer, gastrojejunal

meatus (urinarius) N34.2

Meckel's diverticulum Q43.0
- malignant — *see* Table of Neoplasms, small intestine, malignant

Meleney's (chronic undermining) — *see* Ulcer, skin

Mooren's (cornea) — *see* Ulcer, cornea, Mooren's

mycobacterial (skin) A31.1

nasopharynx J39.2

neck L98.459

- with
  - bone involvement without evidence of necrosis L98.456
  - bone necrosis L98.454
  - exposed fat layer L98.452
  - muscle involvement without evidence of necrosis L98.455
  - muscle necrosis L98.453
  - skin breakdown only L98.451
  - specified severity NEC L98.458
- uterus N86

neurogenic NEC — *see* Ulcer, skin

nose, nasal (passage) (infective) (septum) J34.0
- skin — *see* Ulcer, skin
- spirochetal A69.8
- varicose (bleeding) I86.8

oral mucosa (traumatic) K12.1

palate (soft) K12.1

penis (chronic) N48.5

peptic (site unspecified) K27.9
- with
  - hemorrhage K27.4
    - and perforation K27.6
  - perforation K27.5
- acute K27.3
  - with
    - hemorrhage K27.0
      - and perforation K27.2
    - perforation K27.1
- chronic K27.7
  - with
    - hemorrhage K27.4
      - and perforation K27.6
    - perforation K27.5

- esophagus K22.10
  - with bleeding K22.11
- newborn P78.82
- perforating K27.5
- skin — *see* Ulcer, skin
- peritonsillar J35.8
- phagedenic (tropical) — *see* Ulcer, skin
- pharynx J39.2
- phlebitis — *see* Phlebitis
- plaster — *see* Ulcer, pressure, by site
- popliteal space — *see* Ulcer, lower limb
- postpyloric — *see* Ulcer, duodenum
- prepuce N47.7
- prepyloric — *see* Ulcer, stomach
- pressure (pressure area) L89.9 ☑
  - ankle L89.5 ☑
  - back L89.1 ☑
  - buttock L89.3 ☑
  - coccyx L89.15 ☑
  - contiguous site of back, buttock, hip L89.4 ☑
  - elbow L89.0 ☑
  - face L89.81 ☑
  - head L89.81 ☑
  - heel L89.6 ☑
  - hip L89.2 ☑
  - sacral region (tailbone) L89.15 ☑
  - specified site NEC L89.89 ☑
  - stage 1 (healing) (pre-ulcer skin changes limited to persistent focal edema)

- ankle L89.5 ☑
- back L89.1 ☑
- buttock L89.3 ☑
- coccyx L89.15 ☑
- contiguous site of back, buttock, hip L89.4 ☑
- elbow L89.0 ☑
- face L89.81 ☑
- head L89.81 ☑
- heel L89.6 ☑
- hip L89.2 ☑
- sacral region (tailbone) L89.15 ☑
- specified site NEC L89.89 ☑

stage 2 (healing) (abrasion, blister, partial thickness skin loss involving epidermis and/or dermis)

- ankle L89.5 ☑
- back L89.1 ☑
- buttock L89.3 ☑
- coccyx L89.15 ☑
- contiguous site of back, buttock, hip L89.4 ☑
- elbow L89.0 ☑
- face L89.81 ☑
- head L89.81 ☑
- heel L89.6 ☑
- hip L89.2 ☑
- sacral region (tailbone) L89.15 ☑
- specified site NEC L89.89 ☑

stage 3 (healing) (full thickness skin loss involving damage or necrosis of subcutaneous tissue)

- ankle L89.5 ☑
- back L89.1 ☑
- buttock L89.3 ☑
- coccyx L89.15 ☑
- contiguous site of back, buttock, hip L89.4 ☑
- elbow L89.0 ☑
- face L89.81 ☑
- head L89.81 ☑
- heel L89.6 ☑
- hip L89.2 ☑
- sacral region (tailbone) L89.15 ☑
- specified site NEC L89.89 ☑

stage 4 (healing) (necrosis of soft tissues through to underlying muscle, tendon, or bone)

- ankle L89.5 ☑
- back L89.1 ☑
- buttock L89.3 ☑
- coccyx L89.15 ☑
- contiguous site of back, buttock, hip L89.4 ☑
- elbow L89.0 ☑
- face L89.81 ☑
- head L89.81 ☑
- heel L89.6 ☑
- hip L89.2 ☑
- sacral region (tailbone) L89.15 ☑
- specified site NEC L89.89 ☑

unspecified stage

- ankle L89.5 ☑
- back L89.1 ☑
- buttock L89.3 ☑
- coccyx L89.15 ☑
- contiguous site of back, buttock, hip L89.4 ☑
- elbow L89.0 ☑
- face L89.81 ☑
- head L89.81 ☑
- heel L89.6 ☑
- hip L89.2 ☑
- sacral region (tailbone) L89.15 ☑
- specified site NEC L89.89 ☑

unstageable

- ankle L89.5 ☑
- back L89.1 ☑
- buttock L89.3 ☑
- coccyx L89.15 ☑
- contiguous site of back, buttock, hip L89.4 ☑
- elbow L89.0 ☑
- face L89.81 ☑
- head L89.81 ☑
- heel L89.6 ☑
- hip L89.2 ☑
- sacral region (tailbone) L89.15 ☑
- specified site NEC L89.89 ☑

primary of intestine K63.3

with perforation K63.1

prostate N41.9

pyloric — *see* Ulcer, stomach

rectosigmoid K63.3

with perforation K63.1

rectum (sphincter) (solitary) K62.6

- stercoraceous, stercoral K62.6
- retina — *see* Inflammation, chorioretinal
- rodent (*see also* Neoplasm, skin, malignant)
- sclera — *see* Scleritis
- scrofulous (tuberculous) A18.2
- scrotum N50.89
  - tuberculous A18.15
  - varicose I86.1
- seminal vesicle N50.89
- sigmoid — *see* Ulcer, intestine
- skin (atrophic) (chronic) (neurogenic) (non-healing) (perforating) (pyogenic) (trophic) (tropical) L98.499
  - with gangrene — *see* Gangrene
  - amebic A06.7
  - back — *see* Ulcer, back
  - buttock — *see* Ulcer, buttock
  - decubitus — *see* Ulcer, pressure
  - lower limb — *see* Ulcer, lower limb
  - mycobacterial A31.1
  - specified site NEC L98.499
    - with
      - bone involvement without evidence of necrosis L98.496
      - bone necrosis L98.494
      - exposed fat layer L98.492
      - muscle involvement without evidence of necrosis L98.495
      - muscle necrosis L98.493
      - skin breakdown only L98.491
      - specified severity NEC L98.498
  - tuberculous (primary) A18.4
  - upper limb — *see* Ulcer, upper limb
  - varicose — *see* Ulcer, varicose

- sloughing — *see* Ulcer, skin
- solitary, anus or rectum (sphincter) K62.6
- sore throat J02.9
  - streptococcal J02.0
- spermatic cord N50.89
- spine (tuberculous) A18.01
- stasis (venous) — *see* Varix, leg, with, ulcer
  - without varicose veins (*see also* Ulcer, by site) I87.2
- stercoraceous, stercoral K63.3
  - with perforation K63.1
  - anus or rectum K62.6
- stoma, stomal — *see* Ulcer, gastrojejunal
- stomach (eroded) (peptic) (round) K25.9
  - with
    - hemorrhage K25.4
      - and perforation K25.6
    - perforation K25.5
  - acute K25.3
    - with
      - hemorrhage K25.0
        - and perforation K25.2
      - perforation K25.1
  - chronic K25.7
    - with
      - hemorrhage K25.4
        - and perforation K25.6
      - perforation K25.5
- stomal — *see* Ulcer, gastrojejunal
- stomatitis K12.1
- stress — *see* Ulcer, peptic
- strumous (tuberculous) A18.2
- submucosal, bladder — *see* Cystitis, interstitial
- syphilitic (any site) (early) (secondary) A51.39

- late A52.79
- perforating A52.79
  - foot A52.11
- testis N50.89
- thigh — *see* Ulcer, lower limb
- throat J39.2
  - diphtheritic A36.0
- toe — *see* Ulcer, lower limb
- tongue (traumatic) K14.0
- tonsil J35.8
  - diphtheritic A36.0
- trachea J39.8
- trophic — *see* Ulcer, skin
- tropical — *see* Ulcer, skin
- tuberculous — *see* Tuberculosis, ulcer
- tunica vaginalis N50.89
- turbinate J34.89
- typhoid (perforating) — *see* Typhoid
- unspecified site — *see* Ulcer, skin
- upper limb (chronic)
  - upper arm L98.A199
    - with
      - bone involvement without evidence of necrosis L98.A196
      - bone necrosis L98.A194
      - exposed fat layer L98.A192
      - muscle involvement without evidence of necrosis L98.A195
      - muscle necrosis L98.A193
      - skin breakdown only L98.A191
      - specified severity NEC L98.A198
    - left L98.A129
      - with

- bone involvement without evidence of necrosis L98.A126
- bone necrosis L98.A124
- exposed fat layer L98.A122
- muscle involvement without evidence of necrosis L98.A125
- muscle necrosis L98.A123
- skin breakdown only L98.A121
- specified severity NEC L98.A128

- right L98.A119
  - with
    - bone involvement without evidence of necrosis L98.A116
    - bone necrosis L98.A114
    - exposed fat layer L98.A112
    - muscle involvement without evidence of necrosis L98.A115
    - muscle necrosis L98.A113
    - skin breakdown only L98.A111
    - specified severity NEC L98.A118

- urethra (meatus) — *see* Urethritis
- uterus N85.8
  - cervix N86
    - with cervicitis N72
  - neck N86
    - with cervicitis N72
- vagina N76.5
  - in Behçet's disease M35.2 *[N77.0]*
  - pessary N89.8
- valve, heart I33.0
- varicose (lower limb, any part) (*see also* Varix, leg, with, ulcer)

- broad ligament I86.2
- esophagus — *see* Varix, esophagus
- inflamed or infected — *see* Varix, leg, with ulcer, with inflammation
- nasal septum I86.8
- perineum I86.3
- scrotum I86.1
- specified site NEC I86.8
- sublingual I86.0
- vulva I86.3

vas deferens N50.89
vulva (acute) (infectional) N76.6
- in (due to)
  - Behçet's disease M35.2 *[N77.0]*
  - herpesviral (herpes simplex) infection A60.04
  - tuberculosis A18.18

vulvobuccal, recurring N76.6
X-ray L58.1
yaws A66.4

Ulcerosa scarlatina A38.8
Ulcus (*see also* Ulcer)
- cutis tuberculosum A18.4
- duodeni — *see* Ulcer, duodenum
- durum (syphilitic) A51.0
  - extragenital A51.2
- gastrojejunale — *see* Ulcer, gastrojejunal
- hypostaticum — *see* Ulcer, varicose
- molle (cutis) (skin) A57
- serpens corneae — *see* Ulcer, cornea, central
- ventriculi — *see* Ulcer, stomach

Ulegyria Q04.8
Ulerythema

- ophryogenes, congenital Q84.2
- sycosiforme L73.8

Ullrich (-Bonnevie)(-Turner) syndrome (*see also* Turner's syndrome) Q87.19
Ullrich-Feichtiger syndrome Q87.0
Ulnar — *see* condition
Ulorrhagia, ulorrhea K06.8
Umbilicus, umbilical — *see* condition
Unable to
- make ends meet Z59.868
- obtain
  - adequate
    - childcare due to limited financial resources, specified NEC Z59.87
    - clothing due to limited financial resources, specified NEC Z59.87
    - utilities due to limited financial resources, specified NEC Z59.861
  - basic
    - needs due to limited financial resources, specified NEC Z59.87
    - services in physical environment Z58.81
  - internet service, due to unavailability in geographic area Z58.81
  - telephone service, due to unavailability in geographic area Z58.81
  - utilities, due to inadequate physical environment Z58.81

Unacceptable
- contours of tooth K08.54
- morphology of tooth K08.54

Unaffordable transportation Z59.82
Unavailability(of)
- bed at medical facility Z75.1
- health service-related agencies Z75.4
- medical facilities (at) Z75.3
  - due to

- investigation by social service agency Z75.2
- lack of services at home Z75.0
- remoteness from facility Z75.3
- waiting list Z75.1
- home Z75.0
- outpatient clinic Z75.3
- schooling Z55.1
- social service agencies Z75.4

Uncinaria americana infestation B76.1
Uncinariasis B76.9
Uncongenial work Z56.5
Unconscious (ness) — *see* Coma
Under observation — *see* Observation
Underachievement in school Z55.3
Underdevelopment (*see also* Undeveloped)
- nose Q30.1
- sexual E30.0

Underdosing (*see also* Table of Drugs and Chemicals, categories T36-T50, with final character 6) Z91.14 ☑
- intentional NEC Z91.128
  - due to financial hardship of patient Z91.120
- unintentional NEC Z91.138
  - due to patient's age related debility Z91.130

Underemployed Z56.89
Underfeeding, newborn P92.3
Underfill, endodontic M27.53
Underimmunization status Z28.39
- COVID-19 Z28.31 ☑
  - partially vaccinated (for) Z28.311
  - unvaccinated (for) Z28.310

Undernourishment — *see* Malnutrition
Undernutrition — *see* Malnutrition
Underweight R63.6
- for gestational age — *see* Light for dates

Underwood's disease P83.0
Undescended (*see also* Malposition, congenital)
- cecum Q43.3
- colon Q43.3
- testicle — *see* Cryptorchid

Undeveloped, undevelopment (*see also* Hypoplasia)
- brain (congenital) Q02
- cerebral (congenital) Q02
- heart Q24.8
- lung Q33.6
- testis E29.1
- uterus E30.0

Undiagnosed (disease) R69
Undulant fever — *see* Brucellosis
Unemployment, anxiety concerning Z56.0
- threatened Z56.2

Unequal length (acquired) (limb) (*see also* Deformity, limb, unequal length)
- leg (*see also* Deformity, limb, unequal length)
  - congenital Q72.9 ☑

Unextracted dental root K08.3
Unguis incarnatus L60.0
Unhappiness R45.2
Unicornate uterus Q51.4
- in pregnancy or childbirth O34.00

Unicuspid aortic valve (at birth) (congenital) Q23.81
Unilateral (*see also* condition)

- development, breast N64.89
- organ or site, congenital NEC — *see* Agenesis, by site

Unilocular heart Q20.8

Unimmunized (*see also* Underimmunization status)
- for COVID-19 Z28.310

Union, abnormal (*see also* Fusion)
- larynx and trachea Q34.8

Universal mesentery Q43.3

Unreliable transportation Z59.82

Unrepairable overhanging of dental restorative materials K08.52

Unroofed coronary sinus Q21.13

Unsafe transportation Z59.82

Unsatisfactory
- restoration of tooth K08.50
  - specified NEC K08.59
- sample of cytologic smear
  - anus R85.615
  - cervix R87.615
  - vagina R87.625
- surroundings Z59.19
  - work Z56.5

Unsoundness of mind — *see* Psychosis

Unstable
- back NEC — *see* Instability, joint, spine
- hip (congenital) Q65.6
  - acquired — *see* Derangement, joint, specified type NEC, hip
- joint — *see* Instability, joint
  - secondary to removal of joint prosthesis M96.89
- lie (mother) O32.0 ☑
- lumbosacral joint (congenital) — *see* subcategory M53.2 ☑
- sacroiliac — *see* subcategory M53.2 ☑
- spine NEC — *see* Instability, joint, spine

- **Unsteadiness** on feet R26.81
- **Untruthfulness,** child problem F91.8
- **Unvaccinated** (*see also* Underimmunization status)
  - for COVID-19 Z28.310
- **Unverricht** (-Lundborg) disease or epilepsy — *see* Epilepsy, generalized, idiopathic
- **Unwanted**
  - multiple moves in the last 12 months Z59.81 ☑
  - pregnancy Z64.0
- **Upbringing,** institutional Z62.22
  - away from parents NEC Z62.29
  - in care of non-parental family member Z62.21
  - in foster care Z62.21
  - in orphanage or group home Z62.22
  - in welfare custody Z62.21
- **Upper** respiratory — *see* condition
- **Upset**
  - gastric K30
  - gastrointestinal K30
    - psychogenic F45.8
  - intestinal (large) (small) K59.9
    - psychogenic F45.8
  - menstruation N93.9
  - mental F48.9
  - stomach K30
    - psychogenic F45.8
- **Urachus** (*see also* condition)
  - patent or persistent Q64.4

- **Urbach-Oppenheim** disease (necrobiosis lipoidica diabeticorum) — *see* E08-E13 with .620
- **Urbach's** lipoid proteinosis E78.89
- **Urbach-Wiethe** disease E78.89
- **Urban** yellow fever A95.1
- **Urea**
  - blood, high — *see* Uremia
  - cycle metabolism disorder — *see* Disorder, urea cycle metabolism
- **Uremia,** uremic N19
  - with
    - ectopic or molar pregnancy O08.4
    - polyneuropathy N18.9 *[G63]*
  - chronic NOS (*see also* Disease, kidney, chronic) N18.9
    - due to hypertension — *see* Hypertensive, kidney
  - complicating
    - ectopic or molar pregnancy O08.4
  - congenital P96.0
  - extrarenal R39.2
  - following ectopic or molar pregnancy O08.4
  - newborn P96.0
  - prerenal R39.2
- **Ureter,** ureteral — *see* condition
- **Ureteralgia** N23
- **Ureterectasis** — *see* Hydroureter
- **Ureteritis** N28.89
  - cystica N28.86
  - due to calculus N20.1
    - with calculus, kidney N20.2
      - with hydronephrosis N13.2
  - gonococcal (acute) (chronic) A54.21
  - nonspecific N28.89
- **Ureterocele** N28.89
  - congenital (orthotopic) Q62.31
    - ectopic Q62.32

- **Ureterolith**, ureterolithiasis — *see* Calculus, ureter
- **Ureterostomy**
  - attention to Z43.6
  - status Z93.6
- **Urethra**, urethral — *see* condition
- **Urethralgia** R39.89
- **Urethritis** (anterior) (posterior) N34.2
  - calculous N21.1
  - candidal B37.41
  - chlamydial A56.01
  - diplococcal (gonococcal) A54.01
    - with abscess (accessory gland) (periurethral) A54.1
  - gonococcal A54.01
    - with abscess (accessory gland) (periurethral) A54.1
  - nongonococcal N34.1
    - Reiter's — *see* Reiter's disease
  - nonspecific N34.1
  - nonvenereal N34.1
  - postmenopausal N34.2
  - puerperal O86.22
  - Reiter's — *see* Reiter's disease
  - specified NEC N34.2
  - trichomonal or due to Trichomonas (vaginalis) A59.03
- **Urethrocele** N81.0
  - with
    - cystocele — *see* Cystocele
    - prolapse of uterus — *see* Prolapse, uterus

- **Urethrolithiasis** (with colic or infection) N21.1
- **Urethrorectal** — *see* condition
- **Urethrorrhagia** N36.8
- **Urethrorrhea** R36.9
- **Urethrostomy**
  - attention to Z43.6
  - status Z93.6
- **Urethrotrigonitis** — *see* Trigonitis
- **Urethrovaginal** — *see* condition
- **Urgency**
  - fecal R15.2
  - hypertensive — *see* Hypertension
  - urinary R39.15
- **Urhidrosis**, uridrosis L74.8
- **Uric** acid in blood (increased) E79.0
- **Uricacidemia** (asymptomatic) E79.0
- **Uricemia** (asymptomatic) E79.0
- **Uricosuria** R82.998
- **Urinary** — *see* condition
- **Urination**
  - frequent R35.0
  - painful R30.9
- **Urine**
  - blood in — *see* Hematuria
  - discharge, excessive R35.89
  - enuresis, nonorganic origin F98.0
  - extravasation R39.0
  - frequency R35.0
  - incontinence R32
    - nonorganic origin F98.0

- intermittent stream R39.198
- pus in N39.0
- retention or stasis R33.9
  - organic R33.8
    - drug-induced R33.0
  - psychogenic F45.8
- secretion
  - deficient R34
  - excessive R35.89
  - frequency R35.0
- stream
  - intermittent R39.198
  - slowing R39.198
  - splitting R39.13
  - weak R39.12

Urinemia — *see* Uremia
Urinoma, urethra N36.8
Uroarthritis, infectious (Reiter's) — *see* Reiter's disease
Urodialysis R34
Urolithiasis — *see* Calculus, urinary
Uronephrosis — *see* Hydronephrosis
Uropathy N39.9
- obstructive N13.9
  - specified NEC N13.8
- reflux N13.9
  - specified NEC N13.8
- vesicoureteral reflux-associated — *see* Reflux, vesicoureteral

Urosepsis - code to condition
Urticaria L50.9
- with angioneurotic edema T78.3 ☑
  - hereditary D84.1

- allergic L50.0
- cholinergic L50.5
- chronic L50.8
- cold, familial L50.2
- contact L50.6
- dermatographic L50.3
- due to
  - cold or heat L50.2
  - drugs L50.0
  - food L50.0
  - inhalants L50.0
  - plants L50.6
  - serum (*see also* Reaction, serum) T80.69 ☑
- factitial L50.3
- familial cold M04.2
- giant T78.3 ☑
  - hereditary D84.1
- gigantea T78.3 ☑
- idiopathic L50.1
- larynx T78.3 ☑
  - hereditary D84.1
- neonatorum P83.88
- nonallergic L50.1
- papulosa (Hebra) L28.2
- pigmentosa D47.01
  - congenital Q82.2
  - of neonatal onset Q82.2
  - of newborn onset Q82.2

- recurrent periodic L50.8
- serum (*see also* Reaction, serum) T80.69 ☑
- solar L56.3
- specified type NEC L50.8
- thermal (cold) (heat) L50.2
- vibratory L50.4
- xanthelasmoidea — *see* Urticaria pigmentosa

Use(of)

- alcohol (*see also* Alcohol, alcoholic, by disorder) F10.90
  - with
    - anxiety disorder F10.980
    - intoxication F10.929
    - sleep disorder F10.982
    - withdrawal F10.939
      - with
        - perceptual disturbance F10.932
      - delirium F10.931
      - uncomplicated F10.930
  - harmful — *see* Abuse, alcohol
  - in remission F10.91
- amphetamines — *see* Use, stimulant NEC
- caffeine — *see* Use, stimulant NEC
- cannabis F12.90
  - with
    - anxiety disorder F12.980
    - intoxication F12.929
      - with
        - delirium F12.921
        - perceptual disturbance F12.922
      - uncomplicated F12.920

- other specified disorder F12.988
- psychosis F12.959
  - delusions F12.950
  - hallucinations F12.951
- unspecified disorder F12.99
- withdrawal F12.93

in remission F12.91

cocaine F14.90
- with
  - anxiety disorder F14.980
  - intoxication F14.929
    - with
      - delirium F14.921
      - perceptual disturbance F14.922
    - uncomplicated F14.920
  - other specified disorder F14.988
  - psychosis F14.959
    - delusions F14.950
    - hallucinations F14.951
  - sexual dysfunction F14.981
  - sleep disorder F14.982
  - unspecified disorder F14.99
  - withdrawal F14.93
- harmful — *see* Abuse, drug, cocaine
- in remission F14.91

drug(s) NEC F19.90
- with sleep disorder F19.982
- harmful — *see* Abuse, drug, by type

hallucinogen NEC F16.90
- with
  - anxiety disorder F16.980
  - intoxication F16.929

- with
  - delirium F16.921
- uncomplicated F16.920
- mood disorder F16.94
- other specified disorder F16.988
- perception disorder (flashbacks) F16.983
- psychosis F16.959
  - delusions F16.950
  - hallucinations F16.951
- unspecified disorder F16.99
- harmful — *see* Abuse, drug, hallucinogen NEC
- in remission F16.91

inhalants F18.90
- with
  - anxiety disorder F18.980
  - intoxication F18.929
    - with delirium F18.921
    - uncomplicated F18.920
  - mood disorder F18.94
  - other specified disorder F18.988
  - persisting dementia F18.97
  - psychosis F18.959
    - delusions F18.950
    - hallucinations F18.951
  - unspecified disorder F18.99
- harmful — *see* Abuse, drug, inhalant
- in remission F18.91

methadone — *see* Use, opioid

nonprescribed drugs F19.90
- harmful — *see* Abuse, non-psychoactive substance

opioid F11.90

- with
  - disorder F11.99
    - mood F11.94
    - sleep F11.982
    - specified type NEC F11.988
  - intoxication F11.929
    - with
      - delirium F11.921
      - perceptual disturbance F11.922
    - uncomplicated F11.920
  - opioid-associated amnestic syndrome F11.988
  - withdrawal F11.93
- harmful — *see* Abuse, drug, opioid
- in remission F11.91

patent medicines F19.90
- harmful — *see* Abuse, non-psychoactive substance

psychoactive drug NEC F19.90
- with
  - anxiety disorder F19.980
  - intoxication F19.929
    - with
      - delirium F19.921
      - perceptual disturbance F19.922
    - uncomplicated F19.920
  - mood disorder F19.94
  - other specified disorder F19.988
  - persisting
    - amnestic disorder F19.96
    - dementia F19.97
  - psychosis F19.959
    - delusions F19.950
    - hallucinations F19.951

- sexual dysfunction F19.981
- sleep disorder F19.982
- unspecified disorder F19.99
- withdrawal F19.939
  - with
    - delirium F19.931
    - perceptual disturbance F19.932
  - uncomplicated F19.930
- harmful — *see* Abuse, drug NEC, psychoactive NEC
- in remission F19.91

sedative, hypnotic, or anxiolytic F13.90
- with
  - anxiety disorder F13.980
  - intoxication F13.929
    - with
      - delirium F13.921
    - uncomplicated F13.920
  - other specified disorder F13.988
  - persisting
    - amnestic disorder F13.96
    - dementia F13.97
  - psychosis F13.959
    - delusions F13.950
    - hallucinations F13.951
  - sexual dysfunction F13.981
  - sleep disorder F13.982
  - unspecified disorder F13.99
- harmful — *see* Abuse, drug, sedative, hypnotic, or anxiolytic
- in remission F13.91

stimulant NEC F15.90
- with

- anxiety disorder F15.980
- intoxication F15.929
  - with
    - delirium F15.921
    - perceptual disturbance F15.922
  - uncomplicated F15.920
- mood disorder F15.94
- other specified disorder F15.988
- psychosis F15.959
  - delusions F15.950
  - hallucinations F15.951
- sexual dysfunction F15.981
- sleep disorder F15.982
- unspecified disorder F15.99
- withdrawal F15.93

- harmful — *see* Abuse, drug, stimulant NEC
- in remission F15.91

- tobacco Z72.0
  - with dependence — *see* Dependence, drug, nicotine
- volatile solvents (*see also* Use, inhalant) F18.90
  - harmful — *see* Abuse, drug, inhalant

- **Usher-Senear** disease or syndrome L10.4
- **Uta** B55.1
- **Uteromegaly** N85.2
- **Uterovaginal** — *see* condition
- **Uterovesical** — *see* condition
- **Uveal** — *see* condition
- **Uveitis** (anterior) (*see also* Iridocyclitis)
  - acute — *see* Iridocyclitis, acute
  - chronic — *see* Iridocyclitis, chronic
  - due to toxoplasmosis (acquired) B58.09

- congenital P37.1
- granulomatous — *see* Iridocyclitis, chronic
- heterochromic — *see* Cyclitis, Fuchs' heterochromic
- lens-induced — *see* Iridocyclitis, lens-induced
- posterior — *see* Chorioretinitis
- sympathetic H44.13 ☑
- syphilitic (secondary) A51.43
  - congenital (early) A50.01
  - late A52.71
- tuberculous A18.54

Uveoencephalitis — *see* Inflammation, chorioretinal

Uveokeratitis — *see* Iridocyclitis

Uveoparotitis D86.89

Uvula — *see* condition

Uvulitis (acute) (catarrhal) (chronic) (membranous) (suppurative) (ulcerative) K12.2

V

- **Vaccination** (prophylactic)
  - complication or reaction — *see* Complications, vaccination
  - delayed Z28.9
  - encounter for Z23
  - not done — *see* Immunization, not done
  - partial (*see also* Underimmunization status)
    - for COVID-19 Z28.311
- **Vaccinia** (generalized) (localized) T88.1 ☑
  - congenital P35.8
  - without vaccination B08.011
- **Vacuum**, in sinus (accessory) (nasal) J34.89
- **Vagabond**, vagabondage Z59.00
- **Vagabond's** disease B85.1
- **Vagina**, vaginal — *see* condition
- **Vaginalitis** (tunica) (testis) N49.1
- **Vaginismus** (reflex) N94.2
  - functional F52.5
  - nonorganic F52.5
  - psychogenic F52.5
  - secondary N94.2
- **Vaginitis** (acute) (circumscribed) (diffuse) (emphysematous) (nonvenereal) (ulcerative) N76.0
  - with ectopic or molar pregnancy O08.0
  - amebic A06.82
  - atrophic, postmenopausal N95.2
  - bacterial N76.0
  - blennorrhagic (gonococcal) A54.02
  - candidal (acute) B37.31
    - chronic (recurrent) B37.32

- chlamydial A56.02
- chronic N76.1
- due to Trichomonas (vaginalis) A59.01
- following ectopic or molar pregnancy O08.0
- gonococcal A54.02
  - with abscess (accessory gland) (periurethral) A54.1
- granuloma A58
- in (due to)
  - candidiasis (acute) B37.31
    - chronic (recurrent) B37.32
  - herpesviral (herpes simplex) infection A60.04
  - pinworm infection B80 *[N77.1]*
- monilial (acute) B37.31
  - chronic (recurrent) B37.32
- mycotic (candidal) (acute) B37.31
  - chronic (recurrent) B37.32
- postmenopausal atrophic N95.2
- puerperal (postpartum) O86.13
- senile (atrophic) N95.2
- subacute or chronic N76.1
- syphilitic (early) A51.0
  - late A52.76
- trichomonal A59.01
- tuberculous A18.18

Vaginosis — *see* Vaginitis
Vagotonia G52.2
Vagrancy Z59.00
VAIN — *see* Neoplasia, intraepithelial, vagina
Vallecula — *see* condition
Valley fever B38.0
Valsuani's disease O99.03
Valve, valvular (formation) (*see also* condition)
- cerebral ventricle (communicating) in situ Z98.2
- cervix, internal os Q51.828
- congenital NEC — *see* Atresia, by site
- ureter (pelvic junction) (vesical orifice) Q62.39
- urethra (congenital) (posterior) Q64.2

Valvulitis (chronic) — *see* Endocarditis
Valvulopathy — *see* Endocarditis
Van Bogaert's leukoencephalopathy (sclerosing) (subacute) A81.1
Van Bogaert-Scherer-Epstein disease or syndrome E75.5
Van Buchem's syndrome M85.2
Van Creveld-von Gierke disease E74.01
Van der Hoeve (-de Kleyn) syndrome Q78.0
Van der Woude's syndrome Q38.0
Van Neck's disease or osteochondrosis M91.0
Vanishing lung J44.89
Vapor asphyxia or suffocation T59.9 ☑
- specified agent — *see* Table of Drugs and Chemicals

Variance, lethal ball, prosthetic heart valve T82.09 ☑
Variants, thalassemic D56.8
Variations in hair color L67.1
Varicella B01.9
- with

- complications NEC B01.89
- encephalitis B01.11
- encephalomyelitis B01.11
- meningitis B01.0
- myelitis B01.12
- pneumonia B01.2

congenital P35.8

Varices — *see* Varix

Varicocele (scrotum) (thrombosed) I86.1

- ovary I86.2
- perineum I86.3
- spermatic cord (ulcerated) I86.1

Varicose

- aneurysm (ruptured) I77.0
- dermatitis — *see* Varix, leg, with, inflammation
- eczema — *see* Varix, leg, with, inflammation
- phlebitis — *see* Varix, with, inflammation
- tumor — *see* Varix
- ulcer (lower limb, any part) (*see also* Varix, leg, with, ulcer)
  - anus (*see also* Hemorrhoids) K64.8
  - esophagus — *see* Varix, esophagus
  - inflamed or infected — *see* Varix, leg, with ulcer, with inflammation
  - nasal septum I86.8
  - perineum I86.3
  - scrotum I86.1
  - specified site NEC I86.8
- vein — *see* Varix
- vessel — *see* Varix, leg

Varicosis, varicosities, varicosity — *see* Varix

Variola (major) (minor) B03

Varioloid B03

Varix (lower limb) I83.90

- with
  - bleeding I83.899
  - edema I83.899
  - inflammation I83.10
    - with ulcer (venous) I83.209
  - pain I83.819
  - rupture I83.899
  - specified complication NEC I83.899
  - stasis dermatitis I83.10
    - with ulcer (venous) I83.209
  - swelling I83.899
  - ulcer I83.009
    - with inflammation I83.209
- aneurysmal I77.0
- asymptomatic I83.9 ☑
- bladder I86.2
- broad ligament I86.2
- complicating
  - childbirth (lower extremity) O87.4
    - anus or rectum O87.2
    - genital (vagina, vulva or perineum) O87.8
  - pregnancy (lower extremity) O22.0 ☑
    - anus or rectum O22.4 ☑
    - genital (vagina, vulva or perineum) O22.1 ☑
  - puerperium (lower extremity) O87.4
    - anus or rectum O87.2
    - genital (vagina, vulva, perineum) O87.8
- congenital (any site) Q27.8
- esophagus (idiopathic) (primary) (ulcerated) I85.00
  - bleeding I85.01
  - congenital Q27.8
  - in (due to)

- alcoholic liver disease I85.10
  - bleeding I85.11
- cirrhosis of liver I85.10
  - bleeding I85.11
- portal hypertension I85.10
  - bleeding I85.11
- schistosomiasis I85.10
  - bleeding I85.11
- toxic liver disease I85.10
  - bleeding I85.11
- secondary I85.10
  - bleeding I85.11

gastric I86.4

inflamed or infected I83.10
- ulcerated I83.209

labia (majora) I86.3

leg (asymptomatic) I83.9 ☑
- with
  - edema I83.899
  - inflammation I83.10
    - with ulcer — *see* Varix, leg, with, ulcer, with inflammation by site
  - pain I83.819
  - specified complication NEC I83.899
  - swelling I83.899
  - ulcer I83.0 ☑
    - with inflammation I83.2 ☑
    - ankle I83.003
      - with inflammation I83.203
    - calf I83.002
      - with inflammation I83.202
    - foot NEC I83.005

- with inflammation I83.205
- heel I83.004
  - with inflammation I83.204
- lower leg NEC I83.008
  - with inflammation I83.208
- midfoot I83.004
  - with inflammation I83.204
- thigh I83.001
  - with inflammation I83.201

bilateral (asymptomatic) I83.93
- with
  - edema I83.893
  - pain I83.813
  - specified complication NEC I83.893
  - swelling I83.893
  - ulcer I83.0 ☑
    - with inflammation I83.209

left (asymptomatic) I83.92
- with
  - edema I83.892
  - pain I83.812
  - specified complication NEC I83.892
  - swelling I83.892
  - inflammation I83.12
    - with ulcer — *see* Varix, leg, with, ulcer, with inflammation by site
  - ulcer I83.029
    - with inflammation I83.229
    - ankle I83.023
      - with inflammation I83.223
    - calf I83.022
      - with inflammation I83.222
    - foot NEC I83.025

- with inflammation I83.225
- heel I83.024
  - with inflammation I83.224
- lower leg NEC I83.028
  - with inflammation I83.228
- midfoot I83.024
  - with inflammation I83.224
- thigh I83.021
  - with inflammation I83.221

right (asymptomatic) I83.91

with

- edema I83.891
- pain I83.811
- specified complication NEC I83.891
- swelling I83.891
- inflammation I83.11
  - with ulcer — *see* Varix, leg, with, ulcer, with inflammation by site
- ulcer I83.019
  - with inflammation I83.219
  - ankle I83.013
    - with inflammation I83.213
  - calf I83.012
    - with inflammation I83.212
  - foot NEC I83.015
    - with inflammation I83.215
  - heel I83.014
    - with inflammation I83.214
  - lower leg NEC I83.018
    - with inflammation I83.218
  - midfoot I83.014
    - with inflammation I83.214

- thigh I83.011
  - with inflammation I83.211
- nasal septum I86.8
- orbit I86.8
  - congenital Q27.8
- ovary I86.2
- papillary I78.1
- pelvis I86.2
- perineum I86.3
- pharynx I86.8
- placenta O43.89 ☑
- renal papilla I86.8
- retina H35.09
- scrotum (ulcerated) I86.1
- sigmoid colon I86.8
- specified site NEC I86.8
- spinal (cord) (vessels) I86.8
- spleen, splenic (vein) (with phlebolith) I86.8
- stomach I86.4
- sublingual I86.0
- ulcerated I83.009
  - inflamed or infected I83.209
- uterine ligament I86.2
- vagina I86.8
- vocal cord I86.8
- vulva I86.3

Vas deferens — *see* condition

Vas deferentitis N49.1

Vasa previa O69.4 ☑
- hemorrhage from, affecting newborn P50.0

Vascular (*see also* condition)

- loop on optic papilla Q14.2
- spasm I73.9
- spider I78.1

Vascularization, cornea — *see* Neovascularization, cornea

Vasculitis I77.6
- allergic D69.0
- ANCA (antineutrophilic cytoplasmic antibody) associated I77.82
- ANCA (antineutrophilic cytoplasmic antibody) positive I77.82
- antineutrophilic cytoplasmic antibody [ANCA] I77.82
- cryoglobulinemic D89.1
- disseminated I77.6
- hypocomplementemic M31.8
- kidney I77.89
- leukocytoclastic M31.0
- livedoid L95.0
- nodular L95.8
- retina H35.06 ☑
- rheumatic — *see* Fever, rheumatic
- rheumatoid — *see* Rheumatoid, vasculitis
- skin (limited to) L95.9
  - specified NEC L95.8
- systemic M31.8

Vasculopathy, necrotizing M31.9
- cardiac allograft T86.290
- specified NEC M31.8

Vasitis (nodosa) N49.1
- tuberculous A18.15

Vasodilation I73.9

Vasomotor — *see* condition

Vasoplasty, after previous sterilization Z31.0
- aftercare Z31.42

Vasospasm (vasoconstriction) (*see also* Angiospasm) I73.9

- cerebral (cerebrovascular) (artery) I67.848
  - reversible I67.841
- coronary I20.1
- nerve
  - arm — *see* Mononeuropathy, upper limb
  - brachial plexus G54.0
  - cervical plexus G54.2
  - leg — *see* Mononeuropathy, lower limb
- peripheral NOS I73.9
- retina (artery) — *see* Occlusion, artery, retina

Vasospastic — *see* condition

Vasovagal attack (paroxysmal) R55
- psychogenic F45.8

VATER syndrome Q87.2

Vater's ampulla — *see* condition

Vegetation, vegetative
- adenoid (nasal fossa) J35.8
- endocarditis (acute) (any valve) (subacute) I33.0
- heart (mycotic) (valve) I33.0

Veil
- Jackson's Q43.3

Vein, venous — *see* condition

Veldt sore — *see* Ulcer, skin

Velpeau's hernia — *see* Hernia, femoral

Venereal
- bubo A55
- disease A64
- granuloma inguinale A58
- lymphogranuloma (Durand-Nicolas-Favre) A55

- **Venofibrosis** I87.8
- **Venom,** venomous — *see* Table of Drugs and Chemicals, by animal or substance, poisoning
- **Venous** — *see* condition
- **Ventilator** lung, newborn P27.8
- **Ventral** — *see* condition
- **Ventricle,** ventricular (*see also* condition)
  - escape I49.3
  - inversion Q20.5
- **Ventriculitis** (cerebral) (*see also* Encephalitis) G04.90
- **Ventriculostomy** status Z98.2
- **Vernet's** syndrome G52.7
- **Verneuil's** disease (syphilitic bursitis) A52.78
- **Verruca** (due to HPV) (filiformis) (simplex) (viral) (vulgaris) B07.9
  - acuminata A63.0
  - necrogenica (primary) (tuberculosa) A18.4
  - plana B07.8
  - plantaris B07.0
  - seborrheica L82.1
    - inflamed L82.0
  - senile (seborrheic) L82.1
    - inflamed L82.0
  - tuberculosa (primary) A18.4
  - venereal A63.0
- **Verrucosities** — *see* Verruca
- **Verruga** peruana, peruviana A44.1
- **Version**
  - cervix — *see* Malposition, uterus
  - uterus (postinfectional) (postpartal, old) — *see* Malposition, uterus
- **Vertebra,** vertebral — *see* condition
- **Vertical** talus (congenital) Q66.80

- left foot Q66.82
- right foot Q66.81

Vertigo R42
- auditory — *see* Vertigo, aural
- aural H81.31 ☑
- benign paroxysmal (positional) H81.1 ☑
- central (origin) H81.4
- cerebral H81.4
- Dix and Hallpike (epidemic) — *see* Neuronitis, vestibular
- due to infrasound T75.23 ☑
- epidemic A88.1
  - Dix and Hallpike — *see* Neuronitis, vestibular
  - Pedersen's — *see* Neuronitis, vestibular
  - vestibular neuronitis — *see* Neuronitis, vestibular
- hysterical F44.89
- infrasound T75.23 ☑
- labyrinthine — *see* subcategory H81.0 ☑
- laryngeal R05.4
- malignant positional H81.4
- Ménière's — *see* subcategory H81.0 ☑
- menopausal N95.1
- otogenic — *see* Vertigo, aural
- paroxysmal positional, benign — *see* Vertigo, benign paroxysmal
- Pedersen's (epidemic) — *see* Neuronitis, vestibular
- peripheral NEC H81.39 ☑
- positional
  - benign paroxysmal — *see* Vertigo, benign paroxysmal
  - malignant H81.4

Very-low-density-lipoprotein-type (VLDL) hyperlipoproteinemia E78.1

Vesania — *see* Psychosis

Vesical — *see* condition

Vesicle

- cutaneous R23.8
- seminal — *see* condition
- skin R23.8

Vesicocolic — *see* condition
Vesicoperineal — *see* condition
Vesicorectal — *see* condition
Vesicourethrorectal — *see* condition
Vesicovaginal — *see* condition
Vesicular — *see* condition
Vesiculitis (seminal) N49.0

- amebic A06.82
- gonorrheal (acute) (chronic) A54.23
- trichomonal A59.09
- tuberculous A18.15

Vestibulitis (ear) (*see also* subcategory) H83.0 ☑

- nose (external) J34.89
- vulvar N94.810

Vestibulopathy, acute peripheral (recurrent) — *see* Neuronitis, vestibular
Vestige, vestigial (*see also* Persistence)

- branchial Q18.0
- structures in vitreous Q14.0

Vibration

- adverse effects T75.20 ☑
  - pneumatic hammer syndrome T75.21 ☑
  - specified effect NEC T75.29 ☑
  - vasospastic syndrome T75.22 ☑
  - vertigo from infrasound T75.23 ☑
- exposure (occupational) Z57.7
- vertigo T75.23 ☑

Vibriosis A28.9
Victim(of)

- crime Z65.4
- disaster Z65.5
- terrorism Z65.4
- torture Z65.4
- war Z65.5

Vidal's disease L28.0
Villaret's syndrome G52.7
Villous — *see* condition
VIN — *see* Neoplasia, intraepithelial, vulva
Vincent's infection (angina) (gingivitis) A69.1
- stomatitis NEC A69.1

Vinson-Plummer syndrome D50.1
Violence, physical R45.6
Viosterol deficiency — *see* Deficiency, calciferol
Vipoma — *see* Neoplasm, malignant, by site
Viremia B34.9
Virilism (adrenal) E25.9
- congenital E25.0

Virilization (female) (suprarenal) E25.9
- congenital E25.0
- isosexual E28.2

Virulent bubo A57
Virus, viral (*see also* condition)
- as cause of disease classified elsewhere B97.89
  - respiratory syncytial virus (RSV) — *see* Virus, respiratory syncytial (RSV)
- cytomegalovirus B25.9
- human immunodeficiency (HIV) — *see* Human, immunodeficiency virus (HIV) disease
- infection — *see* Infection, virus
- respiratory syncytial (RSV)

- as cause of disease classified elsewhere B97.4
- bronchiolitis J21.0
- bronchitis J20.5
- bronchopneumonia J12.1
- otitis media H65. ☑ *[B97.4]*
- pneumonia J12.1
- upper respiratory infection J06.9 *[B97.4]*

specified NEC B34.8
swine influenza (viruses that normally cause infections in pigs) (*see also* Influenza, due to, identified novel influenza A virus) J09.X2
West Nile (fever) A92.30
- with
  - complications NEC A92.39
  - cranial nerve disorders A92.32
  - encephalitis A92.31
  - encephalomyelitis A92.31
  - neurologic manifestation NEC A92.32
  - optic neuritis A92.32
  - polyradiculitis A92.32

Viscera, visceral — *see* condition
Visceroptosis K63.4
Visible peristalsis R19.2
Vision, visual
- binocular, suppression H53.34
- blurred, blurring H53.8
  - hysterical F44.6
- defect, defective NEC H54.7
- disorientation (syndrome) H53.8
- disturbance H53.9
  - hysterical F44.6
- double H53.2
- examination Z01.00

- with abnormal findings Z01.01
- following failed vision screening Z01.020
  - with abnormal findings Z01.021
- field, limitation (defect) — *see* Defect, visual field
- hallucinations R44.1
- halos H53.19
- loss — *see* Loss, vision
  - sudden — *see* Disturbance, vision, subjective, loss, sudden
- low (both eyes) — *see* Low, vision
- perception, simultaneous without fusion H53.33

Vitality, lack or want of R53.83
- newborn P96.89

Vitamin deficiency — *see* Deficiency, vitamin

Vitelline duct, persistent Q43.0

Vitiligo L80
- eyelid H02.739
  - left H02.736
    - lower H02.735
    - upper H02.734
  - right H02.733
    - lower H02.732
    - upper H02.731
- pinta A67.2
- vulva N90.89

Vitreal corneal syndrome H59.01 ☑

Vitreoretinopathy, proliferative (*see also* Retinopathy, proliferative)
- with retinal detachment — *see* Detachment, retina, traction

Vitreous (*see also* condition)
- touch syndrome — *see* Complication, postprocedural, following cataract surgery

- **Vocal** cord — *see* condition
- **Vogt-Koyanagi** syndrome H20.82 ☑
- **Vogt's** disease or syndrome G80.3
- **Vogt-Spielmeyer** amaurotic idiocy or disease E75.4
- **Voice**
  - change R49.9
    - specified NEC R49.8
  - loss — *see* Aphonia
- **Volhynian** fever A79.0
- **Volkmann's** ischemic contracture or paralysis (complicating trauma) T79.6 ☑
- **Volvulus** (bowel) (colon) (intestine) K56.2
  - with perforation K56.2
  - congenital Q43.8
  - duodenum K31.5
  - fallopian tube — *see* Torsion, fallopian tube
  - oviduct — *see* Torsion, fallopian tube
  - stomach (due to absence of gastrocolic ligament) K31.89
- **Vomiting** R11.10
  - with nausea R11.2
  - asphyxia — *see* Foreign body, by site, causing asphyxia, gastric contents
  - bilious (cause unknown) R11.14
    - in newborn P92.01
    - following gastro-intestinal surgery K91.0
  - blood — *see* Hematemesis
  - causing asphyxia, choking, or suffocation — *see* Foreign body, by site
  - cyclical, in migraine, G43.A0
    - with refractory migraine G43.A1
    - intractable G43.A1
    - not intractable G43.A0
    - psychogenic F50.89
    - without refractory migraine G43.A0

cyclical syndrome NOS (unrelated to migraine) R11.15
fecal matter R11.13
following gastrointestinal surgery K91.0
psychogenic F50.89
functional K31.89
hysterical F50.89
nervous F50.89
neurotic F50.89
newborn NEC P92.09
bilious P92.01
periodic R11.10
psychogenic F50.89
persistent R11.15
projectile R11.12
psychogenic F50.89
uremic — *see* Uremia
without nausea R11.11
Vomito negro — *see* Fever, yellow
Von Bezold's abscess — *see* Mastoiditis, acute
Von Economo-Cruchet disease A85.8
Von Eulenburg's disease G71.19
Von Gierke's disease E74.01
Von Hippel (-Lindau) disease or syndrome Q85.83
Von Jaksch's anemia or disease D64.89
Von Recklinghausen
disease (neurofibromatosis) Q85.01
bones E21.0

- **Von** Schroetter's syndrome I82.890
- **Von Willebrand** (-Jurgens)(-Minot) disease or syndrome — *see* Disease, von Willebrand
- **Von Zumbusch's** disease L40.1
- **Voyeurism** F65.3
- **Vrolik's** disease Q78.0
- **Vulva** — *see* condition
- **Vulvismus** N94.2
- **Vulvitis** (acute) (allergic) (atrophic) (hypertrophic) (intertriginous) (senile) N76.2
  - with ectopic or molar pregnancy O08.0
  - adhesive, congenital Q52.79
  - blennorrhagic (gonococcal) A54.02
  - candidal (acute) B37.31
    - chronic (recurrent) B37.32
  - chlamydial A56.02
  - due to Haemophilus ducreyi A57
  - following ectopic or molar pregnancy O08.0
  - gonococcal A54.02
    - with abscess (accessory gland) (periurethral) A54.1
  - herpesviral A60.04
  - leukoplakic N90.4
  - monilial (acute) B37.31
    - chronic (recurrent) B37.32
  - puerperal (postpartum) O86.19
  - subacute or chronic N76.3
  - syphilitic (early) A51.0
    - late A52.76
  - trichomonal A59.01
  - tuberculous A18.18
- **Vulvodynia** N94.819
  - specified NEC N94.818
- **Vulvorectal** — *see* condition
- **Vulvovaginitis** (acute) — *see* Vaginitis

W

- **Waiting** list, person on Z75.1
  - for organ transplant Z76.82
  - undergoing social agency investigation Z75.2
- **Waldenström-Kjellberg** syndrome D50.1
- **Waldenström**
  - hypergammaglobulinemia D89.0
  - syndrome or macroglobulinemia C88.0 ☑
- **Walking**
  - difficulty R26.2
    - psychogenic F44.4
  - sleep F51.3
    - hysterical F44.89
- **Wall**, abdominal — *see* condition
- **Wallenberg's** disease or syndrome G46.3
- **Wallgren's** disease I87.8
- **Wandering**
  - gallbladder, congenital Q44.1
  - in diseases classified elsewhere Z91.83
  - kidney, congenital Q63.8
  - organ or site, congenital NEC — *see* Malposition, congenital, by site
  - pacemaker (heart) I49.8
  - spleen D73.89
- **War** neurosis F48.8
- **Wart** (due to HPV) (filiform) (infectious) (viral) B07.9

- anogenital region (venereal) A63.0
- common B07.8
- external genital organs (venereal) A63.0
- flat B07.8
- Hassal-Henle's (of cornea) H18.49
- Peruvian A44.1
- plantar B07.0
- prosector (tuberculous) A18.4
- seborrheic L82.1
  - inflamed L82.0
- senile (seborrheic) L82.1
  - inflamed L82.0
- tuberculous A18.4
- venereal A63.0

Warthin's tumor — *see* Neoplasm, salivary gland or duct, benign

Wassilieff's disease A27.0

Wasting

- disease (syndrome) E88.A
  - due to
    - malnutrition E43
      - with marasmus E41
    - underlying condition E88.A
- extreme (due to malnutrition) E43
  - with marasmus E41
- muscle NEC — *see* Atrophy, muscle

Water

- clefts (senile cataract) — *see* Cataract, senile, incipient
- deprivation of T73.1 ☑
- intoxication E87.79
- itch B76.9
- lack of T73.1 ☑

- safe drinking Z58.6
- loading E87.70
- on
  - brain — *see* Hydrocephalus
  - chest J94.8
- poisoning E87.79

Waterbrash R12

Waterhouse (-Friderichsen) syndrome or disease (meningococcal) A39.1

Water-losing nephritis N25.89

Watermelon stomach K31.819
- with hemorrhage K31.811
- without hemorrhage K31.819

Watsoniasis B66.8

Wax in ear — *see* Impaction, cerumen

Weak, weakening, weakness (generalized) R53.1
- arches (acquired) (*see also* Deformity, limb, flat foot)
- bladder (sphincter) R32
- facial R29.810
  - following
    - cerebrovascular disease I69.992
      - cerebral infarction I69.392
      - intracerebral hemorrhage I69.192
      - nontraumatic intracranial hemorrhage NEC I69.292
      - specified disease NEC I69.892
      - stroke I69.392
      - subarachnoid hemorrhage I69.092

- foot (double) (*see also* Weak, arches)
- heart, cardiac — *see* Failure, heart
- mind F70
- muscle M62.81
- myocardium — *see* Failure, heart
- newborn P96.89
- pelvic fundus N81.89
- pubocervical tissue N81.82
- senile R54
- rectovaginal tissue N81.83
- urinary stream R39.12
- valvular — *see* Endocarditis

Wear, worn (with normal or routine use)
- articular bearing surface of internal joint prosthesis — *see* Complications, joint prosthesis, mechanical, wear of articular bearing surfaces, by site
- device, implant or graft — *see* Complications, by site, mechanical complication
- tooth, teeth (approximal) (hard tissues) (interproximal) (occlusal) K03.0

Weather, weathered
- effects of
  - cold T69.9 ☑
    - specified effect NEC T69.8 ☑
  - hot — *see* Heat
- skin L57.8

Weaver's syndrome Q87.3

Web, webbed (congenital)
- duodenal Q43.8
- esophagus Q39.4
- fingers Q70.1 ☑
- larynx (glottic) (subglottic) Q31.0
- neck (pterygium colli) Q18.3
- Paterson-Kelly D50.1
- popliteal syndrome Q87.89
- toes Q70.3 ☑

- **Weber-Christian** disease M35.6
- **Weber-Cockayne** syndrome (epidermolysis bullosa) Q81.8
- **Weber-Gubler** syndrome G46.3
- **Weber-Leyden** syndrome G46.3
- **Weber-Osler** syndrome I78.0
- **Weber's** paralysis or syndrome G46.3
- **Wedge-shaped** or wedging vertebra — *see* Collapse, vertebra NEC
- **Wegener's** granulomatosis or syndrome M31.30
  - with
    - kidney involvement M31.31
    - lung involvement M31.30
      - with kidney involvement M31.31
- **Wegner's** disease A50.02
- **Weight**
  - 1000-2499 grams at birth (low) — *see* Low, birthweight
  - 999 grams or less at birth (extremely low) — *see* Low, birthweight, extreme
  - and length below 10th percentile for gestational age P05.1 ☑
  - below but length above 10th percentile for gestational age P05.0 ☑
  - gain (abnormal) (excessive) R63.5
    - in pregnancy — *see* Pregnancy, complicated by, excessive weight gain
      - low — *see* Pregnancy, complicated by, insufficient, weight gain
  - loss (abnormal) (cause unknown) R63.4

- **Weightlessness** (effect of) T75.82 ☑
- **Weil** (I)-Marchesani syndrome Q87.19
- **Weil's** disease A27.0
- **Weingarten's** syndrome J82.89
- **Weir** Mitchell's disease I73.81
- **Weiss-Baker** syndrome G90.09
- **Wells'** disease L98.3
- **Wen** — *see* Cyst, sebaceous
- **Wenckebach's** block or phenomenon I44.1
- **Werdnig-Hoffmann** syndrome (muscular atrophy) G12.0
- **Werlhof's** disease D69.3
- **Wermer's** disease or syndrome E31.21
- **Werner-His** disease A79.0
- **Werner's** disease or syndrome E34.8
- **Wernicke-Korsakoff's** syndrome or psychosis (alcoholic) F10.96
  - with dependence F10.26
  - drug-induced
    - due to drug abuse — *see* Abuse, drug, by type, with amnestic disorder
    - due to drug dependence — *see* Dependence, drug, by type, with amnestic disorder
  - nonalcoholic F04
- **Wernicke-Posadas** disease B38.9
- **Wernicke's**
  - developmental aphasia F80.2
  - disease or syndrome E51.2
  - encephalopathy E51.2
  - polioencephalitis, superior E51.2
- **West** African fever B50.8
- **Westphal-Strümpell** syndrome E83.01
- **West's** syndrome — *see* Epilepsy, spasms
- **Wet**
  - feet, tropical (maceration) (syndrome) — *see* Immersion, foot
  - lung (syndrome), newborn P22.1

- **Wharton's** duct — *see* condition
- **Wheal** — *see* Urticaria
- **Wheezing** R06.2
- **Whiplash** injury S13.4 ☑
- **Whipple's** disease (*see also* subcategory M14.8 ☑) K90.81
- **Whipworm** (disease) (infection) (infestation) B79
- **Whistling** face Q87.0
- **White** (*see also* condition)
  - kidney, small N03.9
  - leg, puerperal, postpartum, childbirth O87.1
  - mouth B37.0
  - patches of mouth K13.29
  - spot lesions, teeth
    - chewing surface K02.51
    - pit and fissure surface K02.51
    - smooth surface K02.61
- **Whitehead** L70.0
- **Whitlow** (*see also* Cellulitis, digit)
  - with lymphangitis — *see* Lymphangitis, acute, digit
  - herpesviral B00.89
- **Whitmore's** disease or fever — *see* Melioidosis
- **Whooping** cough A37.90
  - with pneumonia A37.91
    - due to Bordetella
      - bronchiseptica A37.81
      - parapertussis A37.11
      - pertussis A37.01
    - specified organism NEC A37.81
  - due to
    - Bordetella
      - bronchiseptica A37.80
        - with pneumonia A37.81

- parapertussis A37.10
  - with pneumonia A37.11
- pertussis A37.00
  - with pneumonia A37.01
- specified NEC A37.80
  - with pneumonia A37.81

Wichman's asthma J38.5
Wide cranial sutures, newborn P96.3
Widening aorta — *see* Ectasia, aorta
- with aneurysm — *see* Aneurysm, aorta

Wilkie's disease or syndrome K55.1
Wilkinson-Sneddon disease or syndrome L13.1
Willebrand (-Jürgens) thrombopathy — *see* Disease, von Willebrand
Williams syndrome Q93.82
Willige-Hunt disease or syndrome G23.1
Wilms' tumor C64 ☑
Wilson-Mikity syndrome P27.0
Wilson's
- disease or syndrome E83.01
- hepatolenticular degeneration E83.01
- lichen ruber L43.9

Window (*see also* Imperfect, closure)
- aorticopulmonary Q21.4

Winter — *see* condition
Wiskott-Aldrich syndrome D82.0
Withdrawal state (*see also* Dependence, drug by type, with withdrawal)
- alcohol
  - with perceptual disturbances F10.232
    - due to alcohol abuse F10.132
    - due to alcohol use F10.932

- abuse — *see* Abuse, alcohol, with, withdrawal
- dependence — *see* Dependence, alcohol, with, withdrawal
- use — *see* Use, alcohol, with, withdrawal
- without perceptual disturbances F10.239
  - due to alcohol abuse F10.139
  - due to alcohol use F10.939
- caffeine F15.93
- cannabis F12.23
- newborn
  - correct therapeutic substance properly administered P96.2
  - infant of dependent mother P96.1
- therapeutic substance, neonatal P96.2

Witts' anemia D50.8
Witzelsucht F07.0
Woakes' ethmoiditis or syndrome J33.1
Wolff-Hirschorn syndrome Q93.3
Wolff-Parkinson-White syndrome I45.6
Wolhynian fever A79.0
Wolman's disease E75.5
Wood lung or pneumonitis J67.8
Woolly, wooly hair (congenital) (nevus) Q84.1
Woolsorter's disease A22.1
Word
- blindness (congenital) (developmental) F81.0
- deafness (congenital) (developmental) H93.25

Worm(s) (infection) (infestation) (*see also* Infestation, helminth)
- guinea B72
- in intestine NEC B82.0

Worm-eaten soles A66.3
Worn out — *see* Exhaustion
- cardiac
  - defibrillator (with synchronous cardiac pacemaker) Z45.02
  - pacemaker

- battery Z45.010
- lead Z45.018
- device, implant or graft — *see* Complications, by site, mechanical

Worried well Z71.1

Worries R45.82

Wound check Z48.0 ☑
- due to injury - code to Injury, by site, using appropriate seventh character for subsequent encounter
- postoperative — *see* Aftercare

Wound, open T14.8 ☑
- abdomen, abdominal
  - wall S31.109 ☑
    - with penetration into peritoneal cavity S31.609 ☑
    - bite — *see* Bite, abdomen, wall
    - epigastric region S31.102 ☑
      - with penetration into peritoneal cavity S31.602 ☑
      - bite — *see* Bite, abdomen, wall, epigastric region
      - laceration — *see* Laceration, abdomen, wall, epigastric region
      - puncture — *see* Puncture, abdomen, wall, epigastric region
    - laceration — *see* Laceration, abdomen, wall
    - left
      - lower quadrant S31.104 ☑
        - with penetration into peritoneal cavity S31.604 ☑
        - bite — *see* Bite, abdomen, wall, left, lower quadrant
        - laceration — *see* Laceration, abdomen, wall, left, lower quadrant
        - puncture — *see* Puncture, abdomen, wall, left, lower quadrant
      - upper quadrant S31.101 ☑
        - with penetration into peritoneal cavity S31.601 ☑
        - bite — *see* Bite, abdomen, wall, left, upper quadrant
        - laceration — *see* Laceration, abdomen, wall, left, upper quadrant
        - puncture — *see* Puncture, abdomen, wall, left, upper quadrant
    - periumbilic region S31.105 ☑

- with penetration into peritoneal cavity S31.605 ☑
- bite — *see* Bite, abdomen, wall, periumbilic region
- laceration — *see* Laceration, abdomen, wall, periumbilic region
- puncture — *see* Puncture, abdomen, wall, periumbilic region

puncture — *see* Puncture, abdomen, wall

right

- lower quadrant S31.103 ☑
  - with penetration into peritoneal cavity S31.603 ☑
  - bite — *see* Bite, abdomen, wall, right, lower quadrant
  - laceration — *see* Laceration, abdomen, wall, right, lower quadrant
  - puncture — *see* Puncture, abdomen, wall, right, lower quadrant
- upper quadrant S31.100 ☑
  - with penetration into peritoneal cavity S31.600 ☑
  - bite — *see* Bite, abdomen, wall, right, upper quadrant
  - laceration — *see* Laceration, abdomen, wall, right, upper quadrant
  - puncture — *see* Puncture, abdomen, wall, right, upper quadrant

alveolar (process) — *see* Wound, open, oral cavity

ankle S91.00 ☑

- bite — *see* Bite, ankle
- laceration — *see* Laceration, ankle
- puncture — *see* Puncture, ankle

antecubital space — *see* Wound, open, elbow

anterior chamber, eye — *see* Wound, open, ocular

anus S31.839 ☑

- bite S31.835 ☑
- laceration — *see* Laceration, anus
- puncture — *see* Puncture, anus

arm (upper) S41.10 ☑

- with amputation — *see* Amputation, traumatic, arm
- bite — *see* Bite, arm
- forearm — *see* Wound, open, forearm
- laceration — *see* Laceration, arm
- puncture — *see* Puncture, arm

auditory canal (external) (meatus) — *see* Wound, open, ear
auricle, ear — *see* Wound, open, ear
axilla — *see* Wound, open, arm
back (*see also* Wound, open, thorax, back)
- lower S31.000 ☑
  - with penetration into retroperitoneal space S31.001 ☑
  - bite — *see* Bite, back, lower
  - laceration — *see* Laceration, back, lower
  - puncture — *see* Puncture, back, lower

bite — *see* Bite
blood vessel — *see* Injury, blood vessel
breast S21.00 ☑
- with amputation — *see* Amputation, traumatic, breast
- bite — *see* Bite, breast
- laceration — *see* Laceration, breast
- puncture — *see* Puncture, breast

buttock S31.809 ☑
- bite — *see* Bite, buttock
- laceration — *see* Laceration, buttock
- left S31.829 ☑
- puncture — *see* Puncture, buttock
- right S31.819 ☑

calf — *see* Wound, open, leg
canaliculus lacrimalis — *see* Wound, open, eyelid
canthus, eye — *see* Wound, open, eyelid
cervical esophagus S11.20 ☑

- bite S11.25 ☑
- laceration — *see* Laceration, esophagus, traumatic, cervical
- puncture — *see* Puncture, cervical esophagus

cheek (external) S01.40 ☑
- bite — *see* Bite, cheek
- laceration — *see* Laceration, cheek
- puncture — *see* Puncture, cheek
- internal — *see* Wound, open, oral cavity

chest wall — *see* Wound, open, thorax
chin — *see* Wound, open, head, specified site NEC
choroid — *see* Wound, open, ocular
ciliary body (eye) — *see* Wound, open, ocular
clitoris S31.40 ☑
- with amputation — *see* Amputation, traumatic, clitoris
- bite S31.45 ☑
- laceration — *see* Laceration, vulva
- puncture — *see* Puncture, vulva

conjunctiva — *see* Wound, open, ocular
cornea — *see* Wound, open, ocular
costal region — *see* Wound, open, thorax
Descemet's membrane — *see* Wound, open, ocular
digit(s)
- foot — *see* Wound, open, toe
- hand — *see* Wound, open, finger

ear (canal) (external) S01.30 ☑
- with amputation — *see* Amputation, traumatic, ear
- bite — *see* Bite, ear
- laceration — *see* Laceration, ear
- puncture — *see* Puncture, ear
- drum S09.2 ☑

elbow S51.00 ☑

- bite — *see* Bite, elbow
- laceration — *see* Laceration, elbow
- puncture — *see* Puncture, elbow

epididymis — *see* Wound, open, testis

epigastric region S31.102 ☑
- with penetration into peritoneal cavity S31.602 ☑
- bite — *see* Bite, abdomen, wall, epigastric region
- laceration — *see* Laceration, abdomen, wall, epigastric region
- puncture — *see* Puncture, abdomen, wall, epigastric region

epiglottis — *see* Wound, open, neck, specified site NEC

esophagus (thoracic) S27.819 ☑
- cervical — *see* Wound, open, cervical esophagus
- laceration S27.813 ☑
- specified type NEC S27.818 ☑

eye — *see* Wound, open, ocular

eyeball — *see* Wound, open, ocular

eyebrow — *see* Wound, open, eyelid

eyelid S01.10 ☑
- bite — *see* Bite, eyelid
- laceration — *see* Laceration, eyelid
- puncture — *see* Puncture, eyelid

face NEC — *see* Wound, open, head, specified site NEC

finger(s) S61.209 ☑
- with
  - amputation — *see* Amputation, traumatic, finger
  - damage to nail S61.309 ☑
- bite — *see* Bite, finger
- index S61.208 ☑
  - with
    - damage to nail S61.308 ☑
  - left S61.201 ☑
    - with
      - damage to nail S61.301 ☑

- right S61.200 ☑
  - with
    - damage to nail S61.300 ☑
- laceration — *see* Laceration, finger
- little S61.208 ☑
  - with
    - damage to nail S61.308 ☑
  - left S61.207 ☑
    - with damage to nail S61.307 ☑
  - right S61.206 ☑
    - with damage to nail S61.306 ☑
- middle S61.208 ☑
  - with
    - damage to nail S61.308 ☑
  - left S61.203 ☑
    - with damage to nail S61.303 ☑
  - right S61.202 ☑
    - with damage to nail S61.302 ☑
- puncture — *see* Puncture, finger
- ring S61.208 ☑
  - with
    - damage to nail S61.308 ☑
  - left S61.205 ☑
    - with damage to nail S61.305 ☑
  - right S61.204 ☑
    - with damage to nail S61.304 ☑

flank S31.10A ☑

- with penetration into peritoneal cavity S31.60A ☑
- left S31.107 ☑
  - with penetration into peritoneal cavity S31.607 ☑
- right S31.106 ☑

- with penetration into peritoneal cavity S31.606 ☑
- foot (except toe(s) alone) S91.30 ☑
  - with amputation — *see* Amputation, traumatic, foot
  - bite — *see* Bite, foot
  - laceration — *see* Laceration, foot
  - puncture — *see* Puncture, foot
  - toe — *see* Wound, open, toe
- forearm S51.80 ☑
  - with
    - amputation — *see* Amputation, traumatic, forearm
  - bite — *see* Bite, forearm
  - elbow only — *see* Wound, open, elbow
  - laceration — *see* Laceration, forearm
  - puncture — *see* Puncture, forearm
- forehead — *see* Wound, open, head, specified site NEC
- genital organs, external
  - with amputation — *see* Amputation, traumatic, genital organs
  - bite — *see* Bite, genital organ
  - female S31.502 ☑
    - vagina S31.40 ☑
    - vulva S31.40 ☑
  - laceration — *see* Laceration, genital organ
  - male S31.501 ☑
    - penis S31.20 ☑
    - scrotum S31.30 ☑
    - testes S31.30 ☑
  - puncture — *see* Puncture, genital organ
- globe (eye) — *see* Wound, open, ocular
- groin — *see* Wound, open, abdomen, wall
- gum — *see* Wound, open, oral cavity
- hand S61.40 ☑
  - with

- amputation — *see* Amputation, traumatic, hand
- bite — *see* Bite, hand
- finger(s) — *see* Wound, open, finger
- laceration — *see* Laceration, hand
- puncture — *see* Puncture, hand
- thumb — *see* Wound, open, thumb

head S01.90 ☑
- bite — *see* Bite, head
- cheek — *see* Wound, open, cheek
- ear — *see* Wound, open, ear
- eyelid — *see* Wound, open, eyelid
- laceration — *see* Laceration, head
- lip — *see* Wound, open, lip
- nose S01.20 ☑
- oral cavity — *see* Wound, open, oral cavity
- puncture — *see* Puncture, head
- scalp — *see* Wound, open, scalp
- specified site NEC S01.80 ☑
- temporomandibular area — *see* Wound, open, cheek

heel — *see* Wound, open, foot

hip S71.00 ☑
- with amputation — *see* Amputation, traumatic, hip
- bite — *see* Bite, hip
- laceration — *see* Laceration, hip
- puncture — *see* Puncture, hip

hymen S31.40 ☑
- bite — *see* Bite, vulva
- laceration — *see* Laceration, vagina
- puncture — *see* Puncture, vagina

hypochondrium S31.109 ☑

- bite — *see* Bite, hypochondrium
- laceration — *see* Laceration, hypochondrium
- puncture — *see* Puncture, hypochondrium

hypogastric region S31.109 ☑
- bite — *see* Bite, hypogastric region
- laceration — *see* Laceration, hypogastric region
- puncture — *see* Puncture, hypogastric region

iliac (region) — *see* Wound, open, inguinal region

inguinal region S31.109 ☑
- bite — *see* Bite, abdomen, wall, lower quadrant
- laceration — *see* Laceration, inguinal region
- puncture — *see* Puncture, inguinal region

instep — *see* Wound, open, foot

interscapular region — *see* Wound, open, thorax, back

intraocular — *see* Wound, open, ocular

iris — *see* Wound, open, ocular

jaw — *see* Wound, open, head, specified site NEC

knee S81.00 ☑
- bite — *see* Bite, knee
- laceration — *see* Laceration, knee
- puncture — *see* Puncture, knee

labium (majus) (minus) — *see* Wound, open, vulva

laceration — *see* Laceration, by site

lacrimal duct — *see* Wound, open, eyelid

larynx S11.019 ☑
- bite — *see* Bite, larynx
- laceration — *see* Laceration, larynx
- puncture — *see* Puncture, larynx

left
- lower quadrant S31.104 ☑

- with penetration into peritoneal cavity S31.604 ☑
  - bite — *see* Bite, abdomen, wall, left, lower quadrant
  - laceration — *see* Laceration, abdomen, wall, left, lower quadrant
  - puncture — *see* Puncture, abdomen, wall, left, lower quadrant
- upper quadrant S31.101 ☑
  - with penetration into peritoneal cavity S31.601 ☑
  - bite — *see* Bite, abdomen, wall, left, upper quadrant
  - laceration — *see* Laceration, abdomen, wall, left, upper quadrant
  - puncture — *see* Puncture, abdomen, wall, left, upper quadrant
- leg (lower) S81.80 ☑
  - with amputation — *see* Amputation, traumatic, leg
  - ankle — *see* Wound, open, ankle
  - bite — *see* Bite, leg
  - foot — *see* Wound, open, foot
  - knee — *see* Wound, open, knee
  - laceration — *see* Laceration, leg
  - puncture — *see* Puncture, leg
  - toe — *see* Wound, open, toe
  - upper — *see* Wound, open, thigh
- lip S01.501 ☑
  - bite — *see* Bite, lip
  - laceration — *see* Laceration, lip
  - puncture — *see* Puncture, lip
- loin S31.109 ☑
  - bite — *see* Bite, abdomen, wall
  - laceration — *see* Laceration, loin
  - puncture — *see* Puncture, loin

- lower back — *see* Wound, open, back, lower
- lumbar region — *see* Wound, open, back, lower
- malar region — *see* Wound, open, head, specified site NEC
- mammary — *see* Wound, open, breast
- mastoid region — *see* Wound, open, head, specified site NEC
- mouth — *see* Wound, open, oral cavity
- nail
  - finger — *see* Wound, open, finger, with damage to nail
  - toe — *see* Wound, open, toe, with damage to nail
- nape (neck) — *see* Wound, open, neck
- nasal (septum) (sinus) — *see* Wound, open, nose
- nasopharynx — *see* Wound, open, head, specified site NEC
- neck S11.90 ☑
  - bite — *see* Bite, neck
  - involving
    - cervical esophagus S11.20 ☑
    - larynx — *see* Wound, open, larynx
    - pharynx S11.20 ☑
    - thyroid S11.10 ☑
    - trachea (cervical) S11.029 ☑
      - bite — *see* Bite, trachea
      - laceration S11.021 ☑
        - with foreign body S11.022 ☑
      - puncture S11.023 ☑
        - with foreign body S11.024 ☑
  - laceration — *see* Laceration, neck
  - puncture — *see* Puncture, neck
  - specified site NEC S11.80 ☑
    - specified type NEC S11.89 ☑
- nose (septum) (sinus) S01.20 ☑

- with amputation — *see* Amputation, traumatic, nose
- bite — *see* Bite, nose
- laceration — *see* Laceration, nose
- puncture — *see* Puncture, nose

ocular S05.90 ☑
- avulsion (traumatic enucleation) S05.7 ☑
- eyeball S05.6 ☑
  - with foreign body S05.5 ☑
- eyelid — *see* Wound, open, eyelid
- laceration and rupture S05.3 ☑
  - with prolapse or loss of intraocular tissue S05.2 ☑
- orbit (penetrating) (with or without foreign body) S05.4 ☑
- periocular area — *see* Wound, open, eyelid
- specified NEC S05.8X ☑

oral cavity S01.502 ☑
- bite S01.552 ☑
- laceration — *see* Laceration, oral cavity
- puncture — *see* Puncture, oral cavity

orbit — *see* Wound, open, ocular, orbit

palate — *see* Wound, open, oral cavity

palm — *see* Wound, open, hand

pelvis, pelvic (*see also* Wound, open, back, lower)
- girdle — *see* Wound, open, hip

penetrating — *see* Puncture, by site

penis S31.20 ☑
- with amputation — *see* Amputation, traumatic, penis
- bite S31.25 ☑
- laceration — *see* Laceration, penis
- puncture — *see* Puncture, penis

perineum

- bite — *see* Bite, perineum
- female S31.502 ☑
- laceration — *see* Laceration, perineum
- male S31.501 ☑
- puncture — *see* Puncture, perineum

periocular area (with or without lacrimal passages) — *see* Wound, open, eyelid

periumbilic region S31.105 ☑

- with penetration into peritoneal cavity S31.605 ☑
- bite — *see* Bite, abdomen, wall, periumbilic region
- laceration — *see* Laceration, abdomen, wall, periumbilic region
- puncture — *see* Puncture, abdomen, wall, periumbilic region

phalanges

- finger — *see* Wound, open, finger
- toe — *see* Wound, open, toe

pharynx S11.20 ☑

pinna — *see* Wound, open, ear

popliteal space — *see* Wound, open, knee

prepuce — *see* Wound, open, penis

pubic region — *see* Wound, open, back, lower

pudendum — *see* Wound, open, genital organs, external

puncture wound — *see* Puncture

rectovaginal septum — *see* Wound, open, vagina

right

- lower quadrant S31.103 ☑
  - with penetration into peritoneal cavity S31.603 ☑
  - bite — *see* Bite, abdomen, wall, right, lower quadrant
  - laceration — *see* Laceration, abdomen, wall, right, lower quadrant
  - puncture — *see* Puncture, abdomen, wall, right, lower quadrant
- upper quadrant S31.100 ☑
  - with penetration into peritoneal cavity S31.600 ☑
  - bite — *see* Bite, abdomen, wall, right, upper quadrant
  - laceration — *see* Laceration, abdomen, wall, right, upper quadrant
  - puncture — *see* Puncture, abdomen, wall, right, upper quadrant

- sacral region — *see* Wound, open, back, lower
- sacroiliac region — *see* Wound, open, back, lower
- salivary gland — *see* Wound, open, oral cavity
- scalp S01.00 ☑
  - bite S01.05 ☑
  - laceration — *see* Laceration, scalp
  - puncture — *see* Puncture, scalp
- scalpel, newborn (birth injury) P15.8
- scapular region — *see* Wound, open, shoulder
- sclera — *see* Wound, open, ocular
- scrotum S31.30 ☑
  - with amputation — *see* Amputation, traumatic, scrotum
  - bite S31.35 ☑
  - laceration — *see* Laceration, scrotum
  - puncture — *see* Puncture, scrotum
- shin — *see* Wound, open, leg
- shoulder S41.00 ☑
  - with amputation — *see* Amputation, traumatic, arm
  - bite — *see* Bite, shoulder
  - laceration — *see* Laceration, shoulder
  - puncture — *see* Puncture, shoulder
- skin NOS T14.8 ☑
- spermatic cord — *see* Wound, open, testis
- sternal region — *see* Wound, open, thorax, front wall
- submaxillary region — *see* Wound, open, head, specified site NEC
- submental region — *see* Wound, open, head, specified site NEC
- subungual
  - finger(s) — *see* Wound, open, finger
  - toe(s) — *see* Wound, open, toe

- supraclavicular region — *see* Wound, open, neck, specified site NEC
- temple, temporal region — *see* Wound, open, head, specified site NEC
- temporomandibular area — *see* Wound, open, cheek
- testis S31.30 ☑
  - with amputation — *see* Amputation, traumatic, testes
  - bite S31.35 ☑
  - laceration — *see* Laceration, testis
  - puncture — *see* Puncture, testis
- thigh S71.10 ☑
  - with amputation — *see* Amputation, traumatic, hip
  - bite — *see* Bite, thigh
  - laceration — *see* Laceration, thigh
  - puncture — *see* Puncture, thigh
- thorax, thoracic (wall) S21.90 ☑
  - back S21.20 ☑
    - with penetration S21.40 ☑
  - bite — *see* Bite, thorax
  - breast — *see* Wound, open, breast
  - front S21.10 ☑
    - with penetration S21.30 ☑
  - laceration — *see* Laceration, thorax
  - puncture — *see* Puncture, thorax
- throat — *see* Wound, open, neck
- thumb S61.009 ☑
  - with
    - amputation — *see* Amputation, traumatic, thumb
    - damage to nail S61.109 ☑
  - bite — *see* Bite, thumb
  - laceration — *see* Laceration, thumb
  - left S61.002 ☑
    - with

- damage to nail S61.102 ☑
- puncture — *see* Puncture, thumb
- right S61.001 ☑
  - with
    - damage to nail S61.101 ☑
- thyroid (gland) — *see* Wound, open, neck, thyroid
- toe(s) S91.109 ☑
  - with
    - amputation — *see* Amputation, traumatic, toe
    - damage to nail S91.209 ☑
  - bite — *see* Bite, toe
  - great S91.103 ☑
    - with
    - damage to nail S91.203 ☑
    - left S91.102 ☑
      - with
        - damage to nail S91.202 ☑
    - right S91.101 ☑
      - with
        - damage to nail S91.201 ☑
  - laceration — *see* Laceration, toe
  - lesser S91.106 ☑
    - with
      - damage to nail S91.206 ☑
    - left S91.105 ☑
      - with
        - damage to nail S91.205 ☑
    - right S91.104 ☑
      - with
        - damage to nail S91.204 ☑
  - puncture — *see* Puncture, toe

- tongue — *see* Wound, open, oral cavity
- trachea (cervical region) — *see* Wound, open, neck, trachea
- tunica vaginalis — *see* Wound, open, testis
- tympanum, tympanic membrane S09.2 ☑
  - laceration — *see* Laceration, ear, drum
  - puncture — *see* Puncture, tympanum
- umbilical region — *see* Wound, open, abdomen, wall, periumbilic region
- uvula — *see* Wound, open, oral cavity
- vagina S31.40 ☑
  - bite S31.45 ☑
  - laceration — *see* Laceration, vagina
  - puncture — *see* Puncture, vagina
- vocal cord S11.039 ☑
  - bite — *see* Bite, vocal cord
  - laceration S11.031 ☑
    - with foreign body S11.032 ☑
  - puncture S11.033 ☑
    - with foreign body S11.034 ☑
- vitreous (humor) — *see* Wound, open, ocular
- vulva S31.40 ☑
  - with amputation — *see* Amputation, traumatic, vulva
  - bite S31.45 ☑
  - laceration — *see* Laceration, vulva
  - puncture — *see* Puncture, vulva
- wrist S61.50 ☑
  - bite — *see* Bite, wrist
  - laceration — *see* Laceration, wrist
  - puncture — *see* Puncture, wrist

Wound, superficial — *see* Injury (*see also* specified injury type)

Wright's syndrome G54.0

Wrist — *see* condition

Wrong drug (by accident) (given in error) — *see* Table of Drugs and Chemicals, by drug, poisoning

Wry neck — *see* Torticollis

Wuchereria (bancrofti) infestation B74.0

Wuchereriasis B74.0

Wuchernde Struma Langhans C73

X

- **Xanthelasma** (eyelid) (palpebrarum) H02.60
  - left H02.66
    - lower H02.65
    - upper H02.64
  - right H02.63
    - lower H02.62
    - upper H02.61
- **Xanthelasmatosis** (essential) E78.2
- **Xanthinuria,** hereditary E79.82
- **Xanthoastrocytoma**
  - specified site — *see* Neoplasm, malignant, by site
  - unspecified site C71.9
- **Xanthofibroma** — *see* Neoplasm, connective tissue, benign
- **Xanthogranuloma** D76.3
- **Xanthoma(s),** xanthomatosis (primary) (familial) (hereditary) E78.2
  - with
    - hyperlipoproteinemia
      - Type I E78.3
      - Type III E78.2
      - Type IV E78.1
      - Type V E78.3
  - bone (generalisata) C96.5
  - cerebrotendinous E75.5
  - cutaneotendinous E75.5
  - disseminatum (skin) E78.2
  - eruptive E78.2
  - hypercholesterinemic E78.00
  - hypercholesterolemic E78.00
  - hyperlipidemic E78.5
  - joint E75.5
  - multiple (skin) E78.2

- tendon (sheath) E75.5
- tubo-eruptive E78.2
- tuberosum E78.2
- tuberous E78.2
- verrucous, oral mucosa K13.4

Xanthosis R23.8

Xenophobia F40.10

Xeroderma (*see also* Ichthyosis)
- acquired L85.0
  - eyelid H01.149
    - left H01.146
      - lower H01.145
      - upper H01.144
    - right H01.143
      - lower H01.142
      - upper H01.141
  - pigmentosum Q82.1
  - vitamin A deficiency E50.8

Xerophthalmia (vitamin A deficiency) E50.7
- unrelated to vitamin A deficiency — *see* Keratoconjunctivitis

Xerosis
- conjunctiva H11.14 ☑
  - with Bitot's spots (*see also* Pigmentation, conjunctiva)
    - vitamin A deficiency E50.1
  - vitamin A deficiency E50.0
- cornea H18.89 ☑
  - with ulceration — *see* Ulcer, cornea
    - vitamin A deficiency E50.3
  - vitamin A deficiency E50.2
- cutis (dry skin) L85.3
- skin L85.3

- **Xerostomia** K11.7
- **Xiphopagus** Q89.4
- **XO** syndrome Q96.9
- **X-ray(of)**
  - abnormal findings — *see* Abnormal, diagnostic imaging
  - breast (mammogram) (routine) Z12.31
  - chest
    - routine (as part of a general medical examination) Z00.00
      - with abnormal findings Z00.01
  - routine (as part of a general medical examination) Z00.00
    - with abnormal findings Z00.01
- **XXXXY** syndrome Q98.1
- **XXY** syndrome Q98.0

Y

- **Yaba** pox (virus disease) B08.72
- **Yatapoxvirus** B08.70
  - specified NEC B08.79
- **Yawning** R06.89
  - psychogenic F45.8
- **Yaws** A66.9
  - bone lesions A66.6
  - butter A66.1
  - chancre A66.0
  - cutaneous, less than five years after infection A66.2
  - early (cutaneous) (macular) (maculopapular) (micropapular) (papular) A66.2
    - frambeside A66.2
    - skin lesions NEC A66.2
  - eyelid A66.2
  - ganglion A66.6
  - gangosis, gangosa A66.5
  - gumma, gummata A66.4
    - bone A66.6
  - gummatous
    - frambeside A66.4
    - osteitis A66.6
    - periostitis A66.6
  - hydrarthrosis (*see also* subcategory M14.8 ☑) A66.6
  - hyperkeratosis (early) (late) A66.3
  - initial lesions A66.0
  - joint lesions (*see also* subcategory M14.8 ☑) A66.6
  - juxta-articular nodules A66.7
  - late nodular (ulcerated) A66.4
  - latent (without clinical manifestations) (with positive serology) A66.8

- mother A66.0
- mucosal A66.7
- multiple papillomata A66.1
- nodular, late (ulcerated) A66.4
- osteitis A66.6
- papilloma, plantar or palmar A66.1
- periostitis (hypertrophic) A66.6
- specified NEC A66.7
- ulcers A66.4
- wet crab A66.1

Yeast infection (*see also* Candidiasis) B37.9

Yellow

- atrophy (liver) — *see* Failure, hepatic
- fever — *see* Fever, yellow
- jack — *see* Fever, yellow
- jaundice — *see* Jaundice
- nail syndrome L60.5

Yersiniosis (*see also* Infection, Yersinia)

- extraintestinal A28.2
- intestinal A04.6

Z

- **Zahorsky's** syndrome (herpangina) B08.5
- **Zellweger's** syndrome E71.510
- **Zenker's** diverticulum (esophagus) K22.5
- **Ziehen-Oppenheim** disease G24.1
- **Zieve's** syndrome K70.0
- **Zika** NOS A92.5
  - congenital P35.4
- **Zinc**
  - deficiency, dietary E60
  - metabolism disorder E83.2
- **Zollinger-Ellison** syndrome E16.4
- **Zona** — *see* Herpes, zoster
- **Zoophobia** F40.218
- **Zoster** (herpes) — *see* Herpes, zoster
- **Zygomycosis** B46.9
  - specified NEC B46.8
- **Zymotic** — *see* condition ☑

ICD-10-CM Table of Neoplasms

The list below gives the code numbers for neoplasms by anatomical site. For each site there are six possible code numbers according to whether the neoplasm in question is malignant, benign, in situ, of uncertain behavior, or of unspecified nature. The description of the neoplasm will often indicate which of the six columns is appropriate; e.g., malignant melanoma of skin, benign fibroadenoma of breast, carcinoma in situ of cervix uteri.

Where such descriptors are not present, the remainder of the Index should be consulted where guidance is given to the appropriate column for each morphological (histological) variety listed; e.g., Mesonephroma—*see* Neoplasm, malignant; Embryoma—*see also* Neoplasm, uncertain behavior; Disease, Bowen's—*see* Neoplasm, skin, in situ. However, the guidance in the Index can be overridden if one of the descriptors mentioned above is present; e.g., malignant adenoma of colon is coded to C18.9 and not to D12.6 as the adjective 'malignant' overrides the Index entry 'Adenoma—*see also* Neoplasm, benign.'

Codes listed with a dash (-) following the code have a required additional character for laterality. The Tabular List must be reviewed for the complete code.

Neoplasm	Malignant Primary	Malignant Secondary	Ca in situ	Benign	Uncertain Behavior	Unspecified Behavior
Neoplasm, neoplastic	C80.1	C79.9	D09.9	D36.9	D48.9	D49.9
abdomen, abdominal	C76.2	C79.8-	D09.8	D36.7	D48.7	D49.89
cavity	C76.2	C79.8-	D09.8	D36.7	D48.7	D49.89
organ	C76.2	C79.8-	D09.8	D36.7	D48.7	D49.89
viscera	C76.2	C79.8-	D09.8	D36.7	D48.7	D49.89
wall (*see also* Neoplasm, abdomen, wall, skin)	C44.509	C79.2-	D04.5	D23.5	D48.5	D49.2
connective tissue	C49.4	C79.8-	-	D21.4	D48.1-	D49.2
skin	C44.509	-	-	-	-	-
basal cell carcinoma	C44.519	-	-	-	-	-
specified type NEC	C44.599	-	-	-	-	-
squamous cell carcinoma	C44.529	-	-	-	-	-
abdominopelvic	C76.8	C79.8-	-	D36.7	D48.7	D49.89
accessory sinus — *see* Neoplasm, sinus						
acoustic nerve	C72.4-	C79.49	-	D33.3	D43.3	D49.7
adenoid (pharynx) (tissue)	C11.1	C79.89	D00.08	D10.6	D37.05	D49.0

Neoplasm	Malignant Primary	Malignant Secondary	Ca in situ	Benign	Uncertain Behavior	Unspecified Behavior
adipose tissue (*see also* Neoplasm, connective tissue)	C49.4	C79.89	-	D21.9	D48.1-	D49.2
adnexa (uterine)	C57.4	C79.89	D07.39	D28.7	D39.8	D49.59
adrenal	C74.9-	C79.7-	D09.3	D35.0-	D44.1-	D49.7
capsule	C74.9-	C79.7-	D09.3	D35.0-	D44.1-	D49.7
cortex	C74.0-	C79.7-	D09.3	D35.0-	D44.1-	D49.7
gland	C74.9-	C79.7-	D09.3	D35.0-	D44.1-	D49.7
medulla	C74.1-	C79.7-	D09.3	D35.0-	D44.1-	D49.7
ala nasi (external) (*see also* Neoplasm, skin, nose)	C44.301	C79.2	D04.39	D23.39	D48.5	D49.2
alimentary canal or tract NEC	C26.9	C78.80	D01.9	D13.99	D37.9	D49.0
alveolar	C03.9	C79.89	D00.03	D10.39	D37.09	D49.0
mucosa	C03.9	C79.89	D00.03	D10.39	D37.09	D49.0
lower	C03.1	C79.89	D00.03	D10.39	D37.09	D49.0
upper	C03.0	C79.89	D00.03	D10.39	D37.09	D49.0
ridge or process	C41.1	C79.51	-	D16.5-	D48.0	D49.2
carcinoma	C03.9	C79.8-	-	-	-	-
lower	C03.1	C79.8-	-	-	-	-
upper	C03.0	C79.8-	-	-	-	-
lower	C41.1	C79.51	-	D16.5-	D48.0	D49.2
mucosa	C03.9	C79.89	D00.03	D10.39	D37.09	D49.0
lower	C03.1	C79.89	D00.03	D10.39	D37.09	D49.0
upper	C03.0	C79.89	D00.03	D10.39	D37.09	D49.0
upper	C41.0	C79.51	-	D16.4-	D48.0	D49.2
sulcus	C06.1	C79.89	D00.02	D10.39	D37.09	D49.0
alveolus	C03.9	C79.89	D00.03	D10.39	D37.09	D49.0
lower	C03.1	C79.89	D00.03	D10.39	D37.09	D49.0
upper	C03.0	C79.89	D00.03	D10.39	D37.09	D49.0
ampulla of Vater	C24.1	C78.89	D01.5	D13.5	D37.6	D49.0

Neoplasm	Malignant Primary	Malignant Secondary	Ca in situ	Benign	Uncertain Behavior	Unspecified Behavior
ankle NEC	C76.5-	C79.89	D04.7-	D36.7	D48.7	D49.89
anorectum, anorectal (junction)	C21.8	C78.5	D01.3	D12.9	D37.8	D49.0
antecubital fossa or space	C76.4-	C79.89	D04.6-	D36.7	D48.7	D49.89
antrum (Highmore) (maxillary)	C31.0	C78.39	D02.3	D14.0	D38.5	D49.1
pyloric	C16.3	C78.89	D00.2	D13.1	D37.1	D49.0
tympanicum	C30.1	C78.39	D02.3	D14.0	D38.5	D49.1
anus, anal	C21.0	C78.5	D01.3	D12.9	D37.8	D49.0
canal	C21.1	C78.5	D01.3	D12.9	D37.8	D49.0
cloacogenic zone	C21.2	C78.5	D01.3	D12.9	D37.8	D49.0
margin (*see also* Neoplasm, anus, skin)	C44.500	C79.2	D04.5	D23.5	D48.5	D49.2
overlapping lesion with rectosigmoid junction or rectum	C21.8	-	-	-	-	-
skin	C44.500	C79.2	D04.5	D23.5	D48.5	D49.2
basal cell carcinoma	C44.510	-	-	-	-	-
specified type NEC	C44.590	-	-	-	-	-
squamous cell carcinoma	C44.520	-	-	-	-	-
sphincter	C21.1	C78.5	D01.3	D12.9	D37.8	D49.0
aorta (thoracic)	C49.3	C79.89	-	D21.3	D48.1-	D49.2
abdominal	C49.4	C79.89	-	D21.4	D48.1-	D49.2
aortic body	C75.5	C79.89	-	D35.6	D44.7	D49.7
aponeurosis	C49.9	C79.89	-	D21.9	D48.1-	D49.2
palmar	C49.1-	C79.89	-	D21.1-	D48.1-	D49.2
plantar	C49.2-	C79.89	-	D21.2-	D48.1-	D49.2
appendix	C18.1	C78.5	D01.0	D12.1	D37.3	D49.0
arachnoid	C70.9	C79.49	-	D32.9	D42.9	D49.7
cerebral	C70.0	C79.32	-	D32.0	D42.0	D49.7
spinal	C70.1	C79.49	-	D32.1	D42.1	D49.7

Neoplasm	Malignant Primary	Malignant Secondary	Ca in situ	Benign	Uncertain Behavior	Unspecified Behavior
areola	C50.0-	C79.81	D05.-	D24.-	D48.6-	D49.3
arm NEC	C76.4-	C79.89	D04.6-	D36.7	D48.7	D49.89
artery — *see* Neoplasm, connective tissue						
aryepiglottic fold	C13.1	C79.89	D00.08	D10.7	D37.05	D49.0
hypopharyngeal aspect	C13.1	C79.89	D00.08	D10.7	D37.05	D49.0
laryngeal aspect	C32.1	C78.39	D02.0	D14.1	D38.0	D49.1
marginal zone	C13.1	C79.89	D00.08	D10.7	D37.05	D49.0
arytenoid (cartilage)	C32.3	C78.39	D02.0	D14.1	D38.0	D49.1
fold — *see* Neoplasm, aryepiglottic						
associated with transplanted organ	C80.2	-	-	-	-	-
atlas	C41.2	C79.51	-	D16.6	D48.0	D49.2
atrium, cardiac	C38.0	C79.89	-	D15.1	D48.7	D49.89
auditory						
canal (external) (skin)	C44.20-	C79.2	D04.2-	D23.2-	D48.5	D49.2
internal	C30.1	C78.39	D02.3	D14.0	D38.5	D49.1
nerve	C72.4-	C79.49	-	D33.3	D43.3	D49.7
tube	C30.1	C78.39	D02.3	D14.0	D38.5	D49.1
opening	C11.2	C79.89	D00.08	D10.6	D37.05	D49.0
auricle, ear (*see also* Neoplasm, skin, ear)	C44.20-	C79.2	D04.2-	D23.2-	D48.5	D49.2
auricular canal (external) (*see also* Neoplasm, skin, ear)	C44.20-	C79.2	D04.2-	D23.2-	D48.5	D49.2
internal	C30.1	C78.39	D02.3	D14.0	D38.5	D49.2
autonomic nerve or nervous system NEC (*see* Neoplasm, nerve, peripheral)						
axilla, axillary	C76.1	C79.89	D09.8	D36.7	D48.7	D49.89
fold (*see also* Neoplasm, skin, trunk)	C44.509	C79.2	D04.5	D23.5	D48.5	D49.2
back NEC	C76.8	C79.89	D04.5	D36.7	D48.7	D49.89
Bartholin's gland	C51.0	C79.82	D07.1	D28.0	D39.8	D49.59
basal ganglia	C71.0	C79.31	-	D33.0	D43.0	D49.6

Neoplasm	Malignant Primary	Malignant Secondary	Ca in situ	Benign	Uncertain Behavior	Unspecified Behavior
basis pedunculi	C71.7	C79.31	-	D33.1	D43.1	D49.6
bile or biliary (tract)	C24.9	C78.89	D01.5	D13.5	D37.6	D49.0
canaliculi (biliferi) (intrahepatic)	C22.1	C78.7	D01.5	D13.4	D37.6	D49.0
canals, interlobular	C22.1	C78.89	D01.5	D13.4	D37.6	D49.0
duct or passage (common) (cystic) (extrahepatic)	C24.0	C78.89	D01.5	D13.5	D37.6	D49.0
interlobular	C22.1	C78.89	D01.5	D13.4	D37.6	D49.0
intrahepatic	C22.1	C78.7	D01.5	D13.4	D37.6	D49.0
and extrahepatic	C24.8	C78.89	D01.5	D13.5	D37.6	D49.0
bladder (urinary)	C67.9	C79.11	D09.0	D30.3	D41.4	D49.4
dome	C67.1	C79.11	D09.0	D30.3	D41.4	D49.4
neck	C67.5	C79.11	D09.0	D30.3	D41.4	D49.4
orifice	C67.9	C79.11	D09.0	D30.3	D41.4	D49.4
ureteric	C67.6	C79.11	D09.0	D30.3	D41.4	D49.4
urethral	C67.5	C79.11	D09.0	D30.3	D41.4	D49.4
overlapping lesion	C67.8	-	-	-	-	-
sphincter	C67.8	C79.11	D09.0	D30.3	D41.4	D49.4
trigone	C67.0	C79.11	D09.0	D30.3	D41.4	D49.4
urachus	C67.7	C79.11	D09.0	D30.3	D41.4	D49.4
wall	C67.9	C79.11	D09.0	D30.3	D41.4	D49.4
anterior	C67.3	C79.11	D09.0	D30.3	D41.4	D49.4
lateral	C67.2	C79.11	D09.0	D30.3	D41.4	D49.4
posterior	C67.4	C79.11	D09.0	D30.3	D41.4	D49.4
blood vessel — *see* Neoplasm, connective tissue						
bone (periosteum)	C41.9	C79.51	-	D16.9-	D48.0	D49.2
acetabulum	C41.4	C79.51	-	D16.8-	D48.0	D49.2
ankle	C40.3-	C79.51	-	D16.3-	-	-
arm NEC	C40.0-	C79.51	-	D16.0-	-	-

Neoplasm	Malignant Primary	Malignant Secondary	Ca in situ	Benign	Uncertain Behavior	Unspecified Behavior
astragalus	C40.3-	C79.51	-	D16.3-	-	-
atlas	C41.2	C79.51	-	D16.6-	D48.0	D49.2
axis	C41.2	C79.51	-	D16.6-	D48.0	D49.2
back NEC	C41.2	C79.51	-	D16.6-	D48.0	D49.2
calcaneus	C40.3-	C79.51	-	D16.3-	-	-
calvarium	C41.0	C79.51	-	D16.4-	D48.0	D49.2
carpus (any)	C40.1-	C79.51	-	D16.1-	-	-
cartilage NEC	C41.9	C79.51	-	D16.9-	D48.0	D49.2
clavicle	C41.3	C79.51	-	D16.7-	D48.0	D49.2
clivus	C41.0	C79.51	-	D16.4-	D48.0	D49.2
coccygeal vertebra	C41.4	C79.51	-	D16.8-	D48.0	D49.2
coccyx	C41.4	C79.51	-	D16.8-	D48.0	D49.2
costal cartilage	C41.3	C79.51	-	D16.7-	D48.0	D49.2
costovertebral joint	C41.3	C79.51	-	D16.7-	D48.0	D49.2
cranial	C41.0	C79.51	-	D16.4-	D48.0	D49.2
cuboid	C40.3-	C79.51	-	D16.3-	-	-
cuneiform	C41.9	C79.51	-	D16.9-	D48.0	D49.2
elbow	C40.0-	C79.51	-	D16.0-	-	-
ethmoid (labyrinth)	C41.0	C79.51	-	D16.4-	D48.0	D49.2
face	C41.0	C79.51	-	D16.4-	D48.0	D49.2
femur (any part)	C40.2-	C79.51	-	D16.2-	-	-
fibula (any part)	C40.2-	C79.51	-	D16.2-	-	-
finger (any)	C40.1-	C79.51	-	D16.1-	-	-
foot	C40.3-	C79.51	-	D16.3-	-	-
forearm	C40.0-	C79.51	-	D16.0-	-	-
frontal	C41.0	C79.51	-	D16.4-	D48.0	D49.2
hand	C40.1-	C79.51	-	D16.1-	-	-

Neoplasm	Malignant Primary	Malignant Secondary	Ca in situ	Benign	Uncertain Behavior	Unspecified Behavior
heel	C40.3-	C79.51	-	D16.3-	-	-
hip	C41.4	C79.51	-	D16.8-	D48.0	D49.2
humerus (any part)	C40.0-	C79.51	-	D16.0-	-	-
hyoid	C41.0	C79.51	-	D16.4-	D48.0	D49.2
ilium	C41.4	C79.51	-	D16.8-	D48.0	D49.2
innominate	C41.4	C79.51	-	D16.8-	D48.0	D49.2
intervertebral cartilage or disc	C41.2	C79.51	-	D16.6-	D48.0	D49.2
ischium	C41.4	C79.51	-	D16.8-	D48.0	D49.2
jaw (lower)	C41.1	C79.51	-	D16.5-	D48.0	D49.2
knee	C40.2-	C79.51	-	D16.2-	-	-
leg NEC	C40.2-	C79.51	-	D16.2-	-	-
limb NEC	C40.9-	C79.51	-	D16.9-	-	-
lower (long bones)	C40.2-	C79.51	-	D16.2-	-	-
short bones	C40.3-	C79.51	-	D16.3-	-	-
upper (long bones)	C40.0-	C79.51	-	D16.0-	-	-
short bones	C40.1-	C79.51	-	D16.1-	-	-
malar	C41.0	C79.51	-	D16.4-	D48.0	D49.2
mandible	C41.1	C79.51	-	D16.5-	D48.0	D49.2
marrow NEC (any bone)	C96.9	C79.52	-	-	D47.9	D49.89
mastoid	C41.0	C79.51	-	D16.4-	D48.0	D49.2
maxilla, maxillary (superior)	C41.0	C79.51	-	D16.4-	D48.0	D49.2
inferior	C41.1	C79.51	-	D16.5-	D48.0	D49.2
metacarpus (any)	C40.1-	C79.51	-	D16.1-	-	-
metatarsus (any)	C40.3-	C79.51	-	D16.3-	-	-
overlapping sites	C40.8-	-	-	-	-	-
navicular						
ankle	C40.3-	C79.51	-	-	-	-

Neoplasm	Malignant Primary	Malignant Secondary	Ca in situ	Benign	Uncertain Behavior	Unspecified Behavior
hand	C40.1-	C79.51	-	-	-	-
nose, nasal	C41.0	C79.51	-	D16.4-	D48.0	D49.2
occipital	C41.0	C79.51	-	D16.4-	D48.0	D49.2
orbit	C41.0	C79.51	-	D16.4-	D48.0	D49.2
parietal	C41.0	C79.51	-	D16.4-	D48.0	D49.2
patella	C40.2-	C79.51	-	-	-	-
pelvic	C41.4	C79.51	-	D16.8	D48.0	D49.2
phalanges						
foot	C40.3-	C79.51	-	-	-	-
hand	C40.1-	C79.51	-	-	-	-
pubic	C41.4	C79.51	-	D16.8	D48.0	D49.2
radius (any part)	C40.0-	C79.51	-	D16.0-	-	-
rib	C41.3	C79.51	-	D16.7	D48.0	D49.2
sacral vertebra	C41.4	C79.51	-	D16.8	D48.0	D49.2
sacrum	C41.4	C79.51	-	D16.8	D48.0	D49.2
scaphoid						
of ankle	C40.3-	C79.51	-	-	-	-
of hand	C40.1-	C79.51	-	-	-	-
scapula (any part)	C40.0-	C79.51	-	D16.0-	-	-
sella turcica	C41.0	C79.51	-	D16.4-	D48.0	D49.2
shoulder	C40.0-	C79.51	-	D16.0-	-	-
skull	C41.0	C79.51	-	D16.4-	D48.0	D49.2
sphenoid	C41.0	C79.51	-	D16.4-	D48.0	D49.2
spine, spinal (column)	C41.2	C79.51	-	D16.6	D48.0	D49.2
coccyx	C41.4	C79.51	-	D16.8	D48.0	D49.2
sacrum	C41.4	C79.51	-	D16.8	D48.0	D49.2
sternum	C41.3	C79.51	-	D16.7	D48.0	D49.2

Neoplasm	Malignant Primary	Malignant Secondary	Ca in situ	Benign	Uncertain Behavior	Unspecified Behavior
tarsus (any)	C40.3-	C79.51	-	-	-	-
temporal	C41.0	C79.51	-	D16.4-	D48.0	D49.2
thumb	C40.1-	C79.51	-	-	-	-
tibia (any part)	C40.2-	C79.51	-	-	-	-
toe (any)	C40.3-	C79.51	-	-	-	-
trapezium	C40.1-	C79.51	-	-	-	-
trapezoid	C40.1-	C79.51	-	-	-	-
turbinate	C41.0	C79.51	-	D16.4-	D48.0	D49.2
ulna (any part)	C40.0-	C79.51	-	D16.0-	-	-
unciform	C40.1-	C79.51	-	-	-	-
vertebra (column)	C41.2	C79.51	-	D16.6	D48.0	D49.2
coccyx	C41.4	C79.51	-	D16.8	D48.0	D49.2
sacrum	C41.4	C79.51	-	D16.8	D48.0	D49.2
vomer	C41.0	C79.51	-	D16.4-	D48.0	D49.2
wrist	C40.1-	C79.51	-	-	-	-
xiphoid process	C41.3	C79.51	-	D16.7	D48.0	D49.2
zygomatic	C41.0	C79.51	-	D16.4-	D48.0	D49.2
book-leaf (mouth) [*ventral surface of tongue and floor of mouth*]	C06.89	C79.89	D00.00	D10.39	D37.09	D49.0
bowel — *see* Neoplasm, intestine						
brachial plexus	C47.1-	C79.89	-	D36.12	D48.2	D49.2
brain NEC	C71.9	C79.31	-	D33.2	D43.2	D49.6
basal ganglia	C71.0	C79.31	-	D33.0	D43.0	D49.6
cerebellopontine angle	C71.6	C79.31	-	D33.1	D43.1	D49.6
cerebellum NOS	C71.6	C79.31	-	D33.1	D43.1	D49.6
cerebrum	C71.0	C79.31	-	D33.0	D43.0	D49.6
choroid plexus	C71.7	C79.31	-	D33.1	D43.1	D49.6
corpus callosum	C71.8	C79.31	-	D33.2	D43.2	D49.6

Neoplasm	Malignant Primary	Malignant Secondary	Ca in situ	Benign	Uncertain Behavior	Unspecified Behavior
corpus striatum	C71.0	C79.31	-	D33.0	D43.0	D49.6
cortex (cerebral)	C71.0	C79.31	-	D33.0	D43.0	D49.6
frontal lobe	C71.1	C79.31	-	D33.0	D43.0	D49.6
globus pallidus	C71.0	C79.31	-	D33.0	D43.0	D49.6
hippocampus	C71.2	C79.31	-	D33.0	D43.0	D49.6
hypothalamus	C71.0	C79.31	-	D33.0	D43.0	D49.6
internal capsule	C71.0	C79.31	-	D33.0	D43.0	D49.6
medulla oblongata	C71.7	C79.31	-	D33.1	D43.1	D49.6
meninges	C70.0	C79.32	-	D32.0	D42.0	D49.7
midbrain	C71.7	C79.31	-	D33.1	D43.1	D49.6
occipital lobe	C71.4	C79.31	-	D33.0	D43.0	D49.6
overlapping lesion	C71.8	C79.31	-	-	-	-
parietal lobe	C71.3	C79.31	-	D33.0	D43.0	D49.6
peduncle	C71.7	C79.31	-	D33.1	D43.1	D49.6
pons	C71.7	C79.31	-	D33.1	D43.1	D49.6
stem	C71.7	C79.31	-	D33.1	D43.1	D49.6
tapetum	C71.8	C79.31	-	D33.2	D43.2	D49.6
temporal lobe	C71.2	C79.31	-	D33.0	D43.0	D49.6
thalamus	C71.0	C79.31	-	D33.0	D43.0	D49.6
uncus	C71.2	C79.31	-	D33.0	D43.0	D49.6
ventricle (floor)	C71.5	C79.31	-	D33.0	D43.0	D49.6
fourth	C71.7	C79.31	-	D33.1	D43.1	D49.6
branchial (cleft) (cyst) (vestiges)	C10.4	C79.89	D00.08	D10.5	D37.05	D49.0
breast (connective tissue) (glandular tissue) (soft parts)	C50.9-	C79.81	D05.-	D24.-	D48.6-	D49.3
areola	C50.0-	C79.81	D05.-	D24.-	D48.6-	D49.3
axillary tail	C50.6-	C79.81	D05.-	D24.-	D48.6-	D49.3
central portion	C50.1-	C79.81	D05.-	D24.-	D48.6-	D49.3

Neoplasm	Malignant Primary	Malignant Secondary	Ca in situ	Benign	Uncertain Behavior	Unspecified Behavior
inflammatory	C50.Â-	-	-	-	-	-
inner	C50.8-	C79.81	D05.-	D24.-	D48.6-	D49.3
lower	C50.8-	C79.81	D05.-	D24.-	D48.6-	D49.3
lower-inner quadrant	C50.3-	C79.81	D05.-	D24.-	D48.6-	D49.3
lower-outer quadrant	C50.5-	C79.81	D05.-	D24.-	D48.6-	D49.3
mastectomy site (skin) (*see also* Neoplasm, breast, skin)	C44.501	C79.2	-	-	-	-
specified as breast tissue	C50.8-	C79.81	-	-	-	-
midline	C50.8-	C79.81	D05.-	D24.-	D48.6-	D49.3
nipple	C50.0-	C79.81	D05.-	D24.-	D48.6-	D49.3
outer	C50.8-	C79.81	D05.-	D24.-	D48.6-	D49.3
overlapping lesion	C50.8-	-	-	-	-	-
skin	C44.501	C79.2	D04.5	D23.5	D48.5	D49.2
basal cell carcinoma	C44.511	-	-	-	-	-
specified type NEC	C44.591	-	-	-	-	-
squamous cell carcinoma	C44.521	-	-	-	-	-
tail (axillary)	C50.6-	C79.81	D05.-	D24.-	D48.6-	D49.3
upper	C50.8-	C79.81	D05.-	D24.-	D48.6-	D49.3
upper-inner quadrant	C50.2-	C79.81	D05.-	D24.-	D48.6-	D49.3
upper-outer quadrant	C50.4-	C79.81	D05.-	D24.-	D48.6-	D49.3
broad ligament	C57.1	C79.82	D07.39	D28.2	D39.8	D49.59
bronchiogenic, bronchogenic (lung)	C34.9-	C78.0-	D02.2-	D14.3-	D38.1	D49.1
bronchiole	C34.9-	C78.0-	D02.2-	D14.3-	D38.1	D49.1
bronchus	C34.9-	C78.0-	D02.2-	D14.3-	D38.1	D49.1
carina	C34.0-	C78.0-	D02.2-	D14.3-	D38.1	D49.1
lower lobe of lung	C34.3-	C78.0-	D02.2-	D14.3-	D38.1	D49.1
main	C34.0-	C78.0-	D02.2-	D14.3-	D38.1	D49.1
middle lobe of lung	C34.2	C78.0-	D02.21	D14.31	D38.1	D49.1

Neoplasm	Malignant Primary	Malignant Secondary	Ca in situ	Benign	Uncertain Behavior	Unspecified Behavior
overlapping lesion	C34.8-	-	-	-	-	-
upper lobe of lung	C34.1-	C78.0-	D02.2-	D14.3-	D38.1	D49.1
brow	C44.309	C79.2	D04.39	D23.39	D48.5	D49.2
basal cell carcinoma	C44.319	-	-	-	-	-
specified type NEC	C44.399	-	-	-	-	-
squamous cell carcinoma	C44.329	-	-	-	-	-
buccal (cavity)	C06.9	C79.89	D00.00	D10.39	D37.09	D49.0
commissure	C06.0	C79.89	D00.02	D10.39	D37.09	D49.0
groove (lower) (upper)	C06.1	C79.89	D00.02	D10.39	D37.09	D49.0
mucosa	C06.0	C79.89	D00.02	D10.39	D37.09	D49.0
sulcus (lower) (upper)	C06.1	C79.89	D00.02	D10.39	D37.09	D49.0
bulbourethral gland	C68.0	C79.19	D09.19	D30.4	D41.3	D49.59
bursa — *see* Neoplasm, connective tissue						
buttock NEC	C76.3	C79.89	D04.5	D36.7	D48.7	D49.89
calf	C76.5-	C79.89	D04.7-	D36.7	D48.7	D49.89
calvarium	C41.0	C79.51	-	D16.4-	D48.0	D49.2
calyx, renal	C65.-	C79.0-	D09.19	D30.1-	D41.1-	D49.51-
canal						
anal	C21.1	C78.5	D01.3	D12.9	D37.8	D49.0
auditory (external) (*see also* Neoplasm, skin, ear)	C44.20-	C79.2	D04.2-	D23.2-	D48.5	D49.2
auricular (external) (*see also* Neoplasm, skin, ear)	C44.20-	C79.2	D04.2-	D23.2-	D48.5	D49.2
canaliculi, biliary (biliferi) (intrahepatic)	C22.1	C78.7	D01.5	D13.4	D37.6	D49.0
canthus (eye) (inner) (outer)	C44.10-	C79.2	D04.1-	D23.1-	D48.5	D49.2
basal cell carcinoma	C44.11-	-	-	-	-	-
sebaceous cell	C44.13-	-	-	-	-	-
specified type NEC	C44.19-	-	-	-	-	-
squamous cell carcinoma	C44.12-	-	-	-	-	-

Neoplasm	Malignant Primary	Malignant Secondary	Ca in situ	Benign	Uncertain Behavior	Unspecified Behavior
capillary — *see* Neoplasm, connective tissue						
caput coli	C18.0	C78.5	D01.0	D12.0	D37.4	D49.0
carcinoid — *see* Tumor, carcinoid						
cardia (gastric)	C16.0	C78.89	D00.2	D13.1	D37.1	D49.0
cardiac orifice (stomach)	C16.0	C78.89	D00.2	D13.1	D37.1	D49.0
cardio-esophageal junction	C16.0	C78.89	D00.2	D13.1	D37.1	D49.0
cardio-esophagus	C16.0	C78.89	D00.2	D13.1	D37.1	D49.0
carina (bronchus)	C34.0-	C78.0-	D02.2-	D14.3-	D38.1	D49.1
carotid (artery)	C49.0	C79.89	-	D21.0	D48.1-	D49.2
body	C75.4	C79.89	-	D35.5	D44.6	D49.7
carpus (any bone)	C40.1-	C79.51	-	D16.1-	-	-
cartilage (articular) (joint) NEC (*see also* Neoplasm, bone)	C41.9	C79.51	-	D16.9-	D48.0	D49.2
arytenoid	C32.3	C78.39	D02.0	D14.1	D38.0	D49.1
auricular	C49.0	C79.89	-	D21.0	D48.1-	D49.2
bronchi	C34.0-	C78.39	-	D14.3-	D38.1	D49.1
costal	C41.3	C79.51	-	D16.7	D48.0	D49.2
cricoid	C32.3	C78.39	D02.0	D14.1	D38.0	D49.1
cuneiform	C32.3	C78.39	D02.0	D14.1	D38.0	D49.1
ear (external)	C49.0	C79.89	-	D21.0	D48.1-	D49.2
ensiform	C41.3	C79.51	-	D16.7	D48.0	D49.2
epiglottis	C32.1	C78.39	D02.0	D14.1	D38.0	D49.1
anterior surface	C10.1	C79.89	D00.08	D10.5	D37.05	D49.0
eyelid	C49.0	C79.89	-	D21.0	D48.1-	D49.2
intervertebral	C41.2	C79.51	-	D16.6	D48.0	D49.2
larynx, laryngeal	C32.3	C78.39	D02.0	D14.1	D38.0	D49.1
nose, nasal	C30.0	C78.39	D02.3	D14.0	D38.5	D49.1
pinna	C49.0	C79.89	-	D21.0	D48.1-	D49.2

Neoplasm	Malignant Primary	Malignant Secondary	Ca in situ	Benign	Uncertain Behavior	Unspecified Behavior
rib	C41.3	C79.51	-	D16.7	D48.0	D49.2
semilunar (knee)	C40.2-	C79.51	-	D16.2-	D48.0	D49.2
thyroid	C32.3	C78.39	D02.0	D14.1	D38.0	D49.1
trachea	C33	C78.39	D02.1	D14.2	D38.1	D49.1
cauda equina	C72.1	C79.49	-	D33.4	D43.4	D49.7
cavity						
buccal	C06.9	C79.89	D00.00	D10.30	D37.09	D49.0
nasal	C30.0	C78.39	D02.3	D14.0	D38.5	D49.1
oral	C06.9	C79.89	D00.00	D10.30	D37.09	D49.0
peritoneal	C48.2	C78.6	-	D20.1	D48.4	D49.0
tympanic	C30.1	C78.39	D02.3	D14.0	D38.5	D49.1
cecum	C18.0	C78.5	D01.0	D12.0	D37.4	D49.0
central nervous system	C72.9	C79.40	-	-	-	-
cerebellopontine (angle)	C71.6	C79.31	-	D33.1	D43.1	D49.6
cerebellum, cerebellar	C71.6	C79.31	-	D33.1	D43.1	D49.6
cerebrum, cerebral (cortex)(hemisphere) (white matter)	C71.0	C79.31	-	D33.0	D43.0	D49.6
meninges	C70.0	C79.32	-	D32.0	D42.0	D49.7
peduncle	C71.7	C79.31	-	D33.1	D43.1	D49.6
ventricle	C71.5	C79.31	-	D33.0	D43.0	D49.6
fourth	C71.7	C79.31	-	D33.1	D43.1	D49.6
cervical region	C76.0	C79.89	D09.8	D36.7	D48.7	D49.89
cervix (cervical) (uteri) (uterus)	C53.9	C79.82	D06.9	D26.0	D39.0	D49.59
canal	C53.0	C79.82	D06.0	D26.0	D39.0	D49.59
endocervix (canal) (gland)	C53.0	C79.82	D06.0	D26.0	D39.0	D49.59
exocervix	C53.1	C79.82	D06.1	D26.0	D39.0	D49.59
external os	C53.1	C79.82	D06.1	D26.0	D39.0	D49.59
internal os	C53.0	C79.82	D06.0	D26.0	D39.0	D49.59

Neoplasm	Malignant Primary	Malignant Secondary	Ca in situ	Benign	Uncertain Behavior	Unspecified Behavior
nabothian gland	C53.0	C79.82	D06.0	D26.0	D39.0	D49.59
overlapping lesion	C53.8	-	-	-	-	-
squamocolumnar junction	C53.8	C79.82	D06.7	D26.0	D39.0	D49.59
stump	C53.8	C79.82	D06.7	D26.0	D39.0	D49.59
cheek	C76.0	C79.89	D09.8	D36.7	D48.7	D49.89
external	C44.309	C79.2	D04.39	D23.39	D48.5	D49.2
basal cell carcinoma	C44.319	-	-	-	-	-
specified type NEC	C44.399	-	-	-	-	-
squamous cell carcinoma	C44.329	-	-	-	-	-
inner aspect	C06.0	C79.89	D00.02	D10.39	D37.09	D49.0
internal	C06.0	C79.89	D00.02	D10.39	D37.09	D49.0
mucosa	C06.0	C79.89	D00.02	D10.39	D37.09	D49.0
chest (wall) NEC	C76.1	C79.89	D09.8	D36.7	D48.7	D49.89
chiasma opticum	C72.3-	C79.49	-	D33.3	D43.3	D49.7
chin	C44.309	C79.2	D04.39	D23.39	D48.5	D49.2
basal cell carcinoma	C44.319	-	-	-	-	-
specified type NEC	C44.399	-	-	-	-	-
squamous cell carcinoma	C44.329	-	-	-	-	-
choana	C11.3	C79.89	D00.08	D10.6	D37.05	D49.0
cholangiole	C22.1	C78.89	D01.5	D13.4	D37.6	D49.0
choledochal duct	C24.0	C78.89	D01.5	D13.5	D37.6	D49.0
choroid	C69.3-	C79.49	D09.2-	D31.3-	D48.7	D49.81
plexus	C71.5	C79.31	-	D33.0	D43.0	D49.6
ciliary body	C69.4-	C79.49	D09.2-	D31.4-	D48.7	D49.89
clavicle	C41.3	C79.51	-	D16.7	D48.0	D49.2
clitoris	C51.2	C79.82	D07.1	D28.0	D39.8	D49.59
clivus	C41.0	C79.51	-	D16.4-	D48.0	D49.2

Neoplasm	Malignant Primary	Malignant Secondary	Ca in situ	Benign	Uncertain Behavior	Unspecified Behavior
cloacogenic zone	C21.2	C78.5	D01.3	D12.9	D37.8	D49.0
coccygeal						
body or glomus	C49.5	C79.89	-	D21.5	D48.1-	D49.2
vertebra	C41.4	C79.51	-	D16.8	D48.0	D49.2
coccyx	C41.4	C79.51	-	D16.8	D48.0	D49.2
colon (*see also* Neoplasm, intestine, large)	C18.9	C78.5	-	-	-	-
with rectum	C19	C78.5	D01.1	D12.7	D37.5	D49.0
column, spinal — *see* Neoplasm, spine						
columnella (*see also* Neoplasm, skin, face)	C44.390	C79.2	D04.39	D23.39	D48.5	D49.2
commissure						
labial, lip	C00.6	C79.89	D00.01	D10.39	D37.01	D49.0
laryngeal	C32.0	C78.39	D02.0	D14.1	D38.0	D49.1
common (bile) duct	C24.0	C78.89	D01.5	D13.5	D37.6	D49.0
concha (*see also* Neoplasm, skin, ear)	C44.20-	C79.2	D04.2-	D23.2-	D48.5	D49.2
nose	C30.0	C78.39	D02.3	D14.0	D38.5	D49.1
conjunctiva	C69.0-	C79.49	D09.2-	D31.0-	D48.7	D49.89
connective tissue NEC	C49.9	C79.89	-	D21.9	D48.1-	D49.2
Note: For neoplasms of connective tissue (blood vessel, bursa, fascia, ligament, muscle, peripheral nerves, sympathetic and parasympathetic nerves and ganglia, synovia, tendon, etc.) or of morphological types that indicate connective tissue, code according to the list under "Neoplasm, connective tissue". For sites that do not appear in this list, code to neoplasm of that site; e.g., fibrosarcoma, pancreas (C25.9)						
Note: Morphological types that indicate connective tissue appear in their proper place in the Alphabetic Index with the instruction "*see* Neoplasm, connective tissue ...."						
abdomen	C49.4	C79.89	-	D21.4	D48.1-	D49.2
abdominal wall	C49.4	C79.89	-	D21.4	D48.1-	D49.2
ankle	C49.2-	C79.89	-	D21.2-	D48.1-	D49.2
antecubital fossa or space	C49.1-	C79.89	-	D21.1-	D48.1-	D49.2
arm	C49.1-	C79.89	-	D21.1-	D48.1-	D49.2
auricle (ear)	C49.0	C79.89	-	D21.0	D48.1-	D49.2
axilla	C49.3	C79.89	-	D21.3	D48.1-	D49.2

Neoplasm	Malignant Primary	Malignant Secondary	Ca in situ	Benign	Uncertain Behavior	Unspecified Behavior
axilla	C49.3	C79.89	-	D21.3	D48.1-	D49.2
back	C49.6	C79.89	-	D21.6	D48.1-	D49.2
breast — *see* Neoplasm, breast						
buttock	C49.5	C79.89	-	D21.5	D48.1-	D49.2
calf	C49.2-	C79.89	-	D21.2-	D48.1-	D49.2
cervical region	C49.0	C79.89	-	D21.0	D48.1-	D49.2
cheek	C49.0	C79.89	-	D21.0	D48.1-	D49.2
chest (wall)	C49.3	C79.89	-	D21.3	D48.1-	D49.2
chin	C49.0	C79.89	-	D21.0	D48.1-	D49.2
diaphragm	C49.3	C79.89	-	D21.3	D48.1-	D49.2
ear (external)	C49.0	C79.89	-	D21.0	D48.1-	D49.2
elbow	C49.1-	C79.89	-	D21.1-	D48.1-	D49.2
extrarectal	C49.5	C79.89	-	D21.5	D48.1-	D49.2
extremity	C49.9	C79.89	-	D21.9	D48.1-	D49.2
lower	C49.2-	C79.89	-	D21.2-	D48.1-	D49.2
upper	C49.1-	C79.89	-	D21.1-	D48.1-	D49.2
eyelid	C49.0	C79.89	-	D21.0	D48.1-	D49.2
face	C49.0	C79.89	-	D21.0	D48.1-	D49.2
finger	C49.1-	C79.89	-	D21.1-	D48.1-	D49.2
flank	C49.6	C79.89	-	D21.6	D48.1-	D49.2
foot	C49.2-	C79.89	-	D21.2-	D48.1-	D49.2
forearm	C49.1-	C79.89	-	D21.1-	D48.1-	D49.2
forehead	C49.0	C79.89	-	D21.0	D48.1-	D49.2
gastric	C49.4	C79.89	-	D21.4	D48.1-	D49.2
gastrointestinal	C49.4	C79.89	-	D21.4	D48.1-	D49.2
gluteal region	C49.5	C79.89	-	D21.5	D48.1-	D49.2
great vessels NEC	C49.3	C79.89	-	D21.3	D48.1-	D49.2

Neoplasm	Malignant Primary	Malignant Secondary	Ca in situ	Benign	Uncertain Behavior	Unspecified Behavior
groin	C49.5	C79.89	-	D21.5	D48.1-	D49.2
hand	C49.1-	C79.89	-	D21.1-	D48.1-	D49.2
head	C49.0	C79.89	-	D21.0	D48.1-	D49.2
heel	C49.2-	C79.89	-	D21.2-	D48.1-	D49.2
hip	C49.2-	C79.89	-	D21.2-	D48.1-	D49.2
hypochondrium	C49.4	C79.89	-	D21.4	D48.1-	D49.2
iliopsoas muscle	C49.5	C79.89	-	D21.5	D48.1-	D49.2
infraclavicular region	C49.3	C79.89	-	D21.3	D48.1-	D49.2
inguinal (canal) (region)	C49.5	C79.89	-	D21.5	D48.1-	D49.2
intestinal	C49.4	C79.89	-	D21.4	D48.1-	D49.2
intrathoracic	C49.3	C79.89	-	D21.3	D48.1-	D49.2
ischiorectal fossa	C49.5	C79.89	-	D21.5	D48.1-	D49.2
jaw	C03.9	C79.89	D00.03	D10.39	D48.1-	D49.0
knee	C49.2-	C79.89	-	D21.2-	D48.1-	D49.2
leg	C49.2-	C79.89	-	D21.2-	D48.1-	D49.2
limb NEC	C49.9	C79.89	-	D21.9	D48.1-	D49.2
lower	C49.2-	C79.89	-	D21.2-	D48.1-	D49.2
upper	C49.1-	C79.89	-	D21.1-	D48.1-	D49.2
nates	C49.5	C79.89	-	D21.5	D48.1-	D49.2
neck	C49.0	C79.89	-	D21.0	D48.1-	D49.2
orbit	C69.6-	C79.49	D09.2-	D31.6-	D48.1-	D49.89
overlapping lesion	C49.8	-	-	-	-	-
pararectal	C49.5	C79.89	-	D21.5	D48.1-	D49.2
para-urethral	C49.5	C79.89	-	D21.5	D48.1-	D49.2
paravaginal	C49.5	C79.89	-	D21.5	D48.1-	D49.2
pelvis (floor)	C49.5	C79.89	-	D21.5	D48.1-	D49.2
pelvo-abdominal	C49.8	C79.89	-	D21.6	D48.1-	D49.2

Neoplasm	Malignant Primary	Malignant Secondary	Ca in situ	Benign	Uncertain Behavior	Unspecified Behavior
perineum	C49.5	C79.89	-	D21.5	D48.1-	D49.2
perirectal (tissue)	C49.5	C79.89	-	D21.5	D48.1-	D49.2
periurethral (tissue)	C49.5	C79.89	-	D21.5	D48.1-	D49.2
popliteal fossa or space	C49.2-	C79.89	-	D21.2-	D48.1-	D49.2
presacral	C49.5	C79.89	-	D21.5	D48.1-	D49.2
psoas muscle	C49.4	C79.89	-	D21.4	D48.1-	D49.2
pterygoid fossa	C49.0	C79.89	-	D21.0	D48.1-	D49.2
rectovaginal septum or wall	C49.5	C79.89	-	D21.5	D48.1-	D49.2
rectovesical	C49.5	C79.89	-	D21.5	D48.1-	D49.2
retroperitoneum	C48.0	C78.6	-	D20.0	D48.3	D49.0
sacrococcygeal region	C49.5	C79.89	-	D21.5	D48.1-	D49.2
scalp	C49.0	C79.89	-	D21.0	D48.1-	D49.2
scapular region	C49.3	C79.89	-	D21.3	D48.1-	D49.2
shoulder	C49.1-	C79.89	-	D21.1-	D48.1-	D49.2
skin (dermis) NEC (*see also* Neoplasm, skin, by site)	C44.90	C79.2	D04.9	D23.9	D48.5	D49.2
stomach	C49.4	C79.89	-	D21.4	D48.1-	D49.2
submental	C49.0	C79.89	-	D21.0	D48.1-	D49.2
supraclavicular region	C49.0	C79.89	-	D21.0	D48.1-	D49.2
temple	C49.0	C79.89	-	D21.0	D48.1-	D49.2
temporal region	C49.0	C79.89	-	D21.0	D48.1-	D49.2
thigh	C49.2-	C79.89	-	D21.2-	D48.1-	D49.2
thoracic (duct) (wall)	C49.3	C79.89	-	D21.3	D48.1-	D49.2
thorax	C49.3	C79.89	-	D21.3	D48.1-	D49.2
thumb	C49.1-	C79.89	-	D21.1-	D48.1-	D49.2
toe	C49.2-	C79.89	-	D21.2-	D48.1-	D49.2
trunk	C49.6	C79.89	-	D21.6	D48.1-	D49.2
umbilicus	C49.4	C79.89	-	D21.4	D48.1-	D49.2

Neoplasm	Malignant Primary	Malignant Secondary	Ca in situ	Benign	Uncertain Behavior	Unspecified Behavior
vesicorectal	C49.5	C79.89	-	D21.5	D48.1-	D49.2
wrist	C49.1-	C79.89	-	D21.1-	D48.1-	D49.2
conus medullaris	C72.0	C79.49	-	D33.4	D43.4	D49.7
cord (true) (vocal)	C32.0	C78.39	D02.0	D14.1	D38.0	D49.1
false	C32.1	C78.39	D02.0	D14.1	D38.0	D49.1
spermatic	C63.1-	C79.82	D07.69	D29.8	D40.8	D49.59
spinal (cervical) (lumbar) (thoracic)	C72.0	C79.49	-	D33.4	D43.4	D49.7
cornea (limbus)	C69.1-	C79.49	D09.2-	D31.1-	D48.7	D49.89
corpus						
albicans	C56.-	C79.6-	D07.39	D27.-	D39.1-	D49.59
callosum, brain	C71.0	C79.31	-	D33.2	D43.2	D49.6
cavernosum	C60.2	C79.82	D07.4	D29.0	D40.8	D49.59
gastric	C16.2	C78.89	D00.2	D13.1	D37.1	D49.0
overlapping sites	C54.8	-	-	-	-	-
penis	C60.2	C79.82	D07.4	D29.0	D40.8	D49.59
striatum, cerebrum	C71.0	C79.31	-	D33.0	D43.0	D49.6
uteri	C54.9	C79.82	D07.0	D26.1	D39.0	D49.59
isthmus	C54.0	C79.82	D07.0	D26.1	D39.0	D49.59
cortex						
adrenal	C74.0-	C79.7-	D09.3	D35.0-	D44.1-	D49.7
cerebral	C71.0	C79.31	-	D33.0	D43.0	D49.6
costal cartilage	C41.3	C79.51	-	D16.7	D48.0	D49.2
costovertebral joint	C41.3	C79.51	-	D16.7	D48.0	D49.2
Cowper's gland	C68.0	C79.19	D09.19	D30.4	D41.3	D49.59
cranial (fossa, any)	C71.9	C79.31	-	D33.2	D43.2	D49.6
meninges	C70.0	C79.32	-	D32.0	D42.0	D49.7
nerve	C72.50	C79.49	-	D33.3	D43.3	D49.7

Neoplasm	Malignant Primary	Malignant Secondary	Ca in situ	Benign	Uncertain Behavior	Unspecified Behavior
specified NEC	C72.59	C79.49	-	D33.3	D43.3	D49.7
craniobuccal pouch	C75.2	C79.89	D09.3	D35.2	D44.3	D49.7
craniopharyngeal (duct) (pouch)	C75.2	C79.89	D09.3	D35.3	D44.4	D49.7
cricoid	C13.0	C79.89	D00.08	D10.7	D37.05	D49.0
cartilage	C32.3	C78.39	D02.0	D14.1	D38.0	D49.1
cricopharynx	C13.0	C79.89	D00.08	D10.7	D37.05	D49.0
crypt of Morgagni	C21.8	C78.5	D01.3	D12.9	D37.8	D49.0
crystalline lens	C69.4-	C79.49	D09.2-	D31.4-	D48.7	D49.89
cul-de-sac (Douglas')	C48.1	C78.6	-	D20.1	D48.4	D49.0
cuneiform cartilage	C32.3	C78.39	D02.0	D14.1	D38.0	D49.1
cutaneous — *see* Neoplasm, skin						
cutis — *see* Neoplasm, skin						
cystic (bile) duct (common)	C24.0	C78.89	D01.5	D13.5	D37.6	D49.0
dermis — *see* Neoplasm, skin						
diaphragm	C49.3	C79.89	-	D21.3	D48.1-	D49.2
digestive organs, system, tube, or tract NEC	C26.9	C78.89	D01.9	D13.99	D37.9	D49.0
disc, intervertebral	C41.2	C79.51	-	D16.6	D48.0	D49.2
disease, generalized	C80.0	-	-	-	-	-
disseminated	C80.0	-	-	-	-	-
Douglas' cul-de-sac or pouch	C48.1	C78.6	-	D20.1	D48.4	D49.0
duodenojejunal junction	C17.8	C78.4	D01.49	D13.39	D37.2	D49.0
duodenum	C17.0	C78.4	D01.49	D13.2	D37.2	D49.0
dura (cranial) (mater)	C70.9	C79.49	-	D32.9	D42.9	D49.7
cerebral	C70.0	C79.32	-	D32.0	D42.0	D49.7
spinal	C70.1	C79.49	-	D32.1	D42.1	D49.7
ear (external) (*see also* Neoplasm, skin, ear)	C44.20-	C79.2	D04.2-	D23.2-	D48.5	D49.2
auricle or auris (*see also* Neoplasm, skin, ear)	C44.20-	C79.2	D04.2-	D23.2-	D48.5	D49.2

Neoplasm	Malignant Primary	Malignant Secondary	Ca in situ	Benign	Uncertain Behavior	Unspecified Behavior
cartilage	C49.0	C79.89	-	D21.0	D48.1-	D49.2
external meatus (*see also* Neoplasm, skin, ear)	C44.20-	C79.2	D04.2-	D23.2-	D48.5	D49.2
inner	C30.1	C78.39	D02.3	D14.0	D38.5	D49.1
lobule (*see also* Neoplasm, skin, ear)	C44.20-	C79.2	D04.2-	D23.2-	D48.5	D49.2
middle	C30.1	C78.39	D02.3	D14.0	D38.5	D49.1
overlapping lesion with accessory sinuses	C31.8	-	-	-	-	-
skin	C44.20-	C79.2	D04.2-	D23.2-	D48.5	D49.2
basal cell carcinoma	C44.21-	-	-	-	-	-
specified type NEC	C44.29-	-	-	-	-	-
squamous cell carcinoma	C44.22-	-	-	-	-	-
earlobe	C44.20-	C79.2	D04.2-	D23.2-	D48.5	D49.2
basal cell carcinoma	C44.21-	-	-	-	-	-
specified type NEC	C44.29-	-	-	-	-	-
squamous cell carcinoma	C44.22-	-	-	-	-	-
ejaculatory duct	C63.7	C79.82	D07.69	D29.8	D40.8	D49.59
elbow NEC	C76.4-	C79.89	D04.6-	D36.7	D48.7	D49.89
endocardium	C38.0	C79.89	-	D15.1	D48.7	D49.89
endocervix (canal) (gland)	C53.0	C79.82	D06.0	D26.0	D39.0	D49.59
endocrine gland NEC	C75.9	C79.89	D09.3	D35.9	D44.9	D49.7
pluriglandular	C75.8	C79.89	D09.3	D35.7	D44.9	D49.7
endometrium (gland) (stroma)	C54.1	C79.82	D07.0	D26.1	D39.0	D49.59
ensiform cartilage	C41.3	C79.51	-	D16.7	D48.0	D49.2
enteric — *see* Neoplasm, intestine						
ependyma (brain)	C71.5	C79.31	-	D33.0	D43.0	D49.6
fourth ventricle	C71.7	C79.31	-	D33.1	D43.1	D49.6
epicardium	C38.0	C79.89	-	D15.1	D48.7	D49.89
epididymis	C63.0-	C79.82	D07.69	D29.3-	D40.8	D49.59

Neoplasm	Malignant Primary	Malignant Secondary	Ca in situ	Benign	Uncertain Behavior	Unspecified Behavior
epidural	C72.9	C79.49	-	D33.9	D43.9	D49.7
epiglottis	C32.1	C78.39	D02.0	D14.1	D38.0	D49.1
anterior aspect or surface	C10.1	C79.89	D00.08	D10.5	D37.05	D49.0
cartilage	C32.3	C78.39	D02.0	D14.1	D38.0	D49.1
free border (margin)	C10.1	C79.89	D00.08	D10.5	D37.05	D49.0
junctional region	C10.8	C79.89	D00.08	D10.5	D37.05	D49.0
posterior (laryngeal) surface	C32.1	C78.39	D02.0	D14.1	D38.0	D49.1
suprahyoid portion	C32.1	C78.39	D02.0	D14.1	D38.0	D49.1
esophagogastric junction	C16.0	C78.89	D00.2	D13.1	D37.1	D49.0
esophagus	C15.9	C78.89	D00.1	D13.0	D37.8	D49.0
abdominal	C15.5	C78.89	D00.1	D13.0	D37.8	D49.0
cervical	C15.3	C78.89	D00.1	D13.0	D37.8	D49.0
distal (third)	C15.5	C78.89	D00.1	D13.0	D37.8	D49.0
lower (third)	C15.5	C78.89	D00.1	D13.0	D37.8	D49.0
middle (third)	C15.4	C78.89	D00.1	D13.0	D37.8	D49.0
overlapping lesion	C15.8	-	-	-	-	-
proximal (third)	C15.3	C78.89	D00.1	D13.0	D37.8	D49.0
thoracic	C15.4	C78.89	D00.1	D13.0	D37.8	D49.0
upper (third)	C15.3	C78.89	D00.1	D13.0	D37.8	D49.0
ethmoid (sinus)	C31.1	C78.39	D02.3	D14.0	D38.5	D49.1
bone or labyrinth	C41.0	C79.51	-	D16.4-	D48.0	D49.2
eustachian tube	C30.1	C78.39	D02.3	D14.0	D38.5	D49.1
exocervix	C53.1	C79.82	D06.1	D26.0	D39.0	D49.59
external						
meatus (ear) (*see also* Neoplasm, skin, ear)	C44.20-	C79.2	D04.2-	D23.2-	D48.5	D49.2
os, cervix uteri	C53.1	C79.82	D06.1	D26.0	D39.0	D49.59
extradural	C72.9	C79.49	-	D33.9	D43.9	D49.7

Neoplasm	Malignant Primary	Malignant Secondary	Ca in situ	Benign	Uncertain Behavior	Unspecified Behavior
extrahepatic (bile) duct	C24.0	C78.89	D01.5	D13.5	D37.6	D49.0
overlapping lesion with gallbladder	C24.8	-	-	-	-	-
extraocular muscle	C69.6-	C79.49	D09.2-	D31.6-	D48.7	D49.89
extrarectal	C76.3	C79.89	D09.8	D36.7	D48.7	D49.89
extremity	C76.8	C79.89	D04.8	D36.7	D48.7	D49.89
lower	C76.5-	C79.89	D04.7-	D36.7	D48.7	D49.89
upper	C76.4-	C79.89	D04.6-	D36.7	D48.7	D49.89
eye NEC	C69.9-	C79.49	D09.2-	D31.9-	D48.7	D49.89
overlapping sites	C69.8-	-	-	-	-	-
eyeball	C69.9-	C79.49	D09.2-	D31.9-	D48.7	D49.89
eyebrow	C44.309	C79.2	D04.39	D23.39	D48.5	D49.2
basal cell carcinoma	C44.319	-	-	-	-	-
specified type NEC	C44.399	-	-	-	-	-
squamous cell carcinoma	C44.329	-	-	-	-	-
eyelid (lower) (skin) (upper)	C44.10-	-	-	-	-	-
basal cell carcinoma	C44.11-	-	-	-	-	-
sebaceous cell	C44.13-	-	-	-	-	-
specified type NEC	C44.19-	-	-	-	-	-
squamous cell carcinoma	C44.12-	-	-	-	-	-
cartilage	C49.0	C79.89	-	D21.0	D48.1-	D49.2
face NEC	C76.0	C79.89	D04.39	D36.7	D48.7	D49.89
fallopian tube (accessory)	C57.0-	C79.82	D07.39	D28.2	D39.8	D49.59
falx (cerebella) (cerebri)	C70.0	C79.32	-	D32.0	D42.0	D49.7
fascia (*see also* Neoplasm, connective tissue)						
palmar	C49.1-	C79.89	-	D21.1-	D48.1-	D49.2
plantar	C49.2-	C79.89	-	D21.2-	D48.1-	D49.2
fatty tissue — *see* Neoplasm, connective tissue						

Neoplasm	Malignant Primary	Malignant Secondary	Ca in situ	Benign	Uncertain Behavior	Unspecified Behavior
fauces, faucial NEC	C10.9	C79.89	D00.08	D10.5	D37.05	D49.0
pillars	C09.1	C79.89	D00.08	D10.5	D37.05	D49.0
tonsil	C09.9	C79.89	D00.08	D10.4	D37.05	D49.0
femur (any part)	C40.2-	C79.5-	-	D16.2-	-	-
fetal membrane	C58	C79.82	D07.0	D26.7	D39.2	D49.59
fibrous tissue — *see* Neoplasm, connective tissue						
fibula (any part)	C40.2-	C79.51	-	D16.2-	-	-
filum terminale	C72.0	C79.49	-	D33.4	D43.4	D49.7
finger NEC	C76.4-	C79.89	D04.6-	D36.7	D48.7	D49.89
flank NEC	C76.8	C79.89	D04.5	D36.7	D48.7	D49.89
follicle, nabothian	C53.0	C79.82	D06.0	D26.0	D39.0	D49.59
foot NEC	C76.5-	C79.89	D04.7-	D36.7	D48.7	D49.89
forearm NEC	C76.4-	C79.89	D04.6-	D36.7	D48.7	D49.89
forehead (skin)	C44.309	C79.2	D04.39	D23.39	D48.5	D49.2
basal cell carcinoma	C44.319	-	-	-	-	-
specified type NEC	C44.399	-	-	-	-	-
squamous cell carcinoma	C44.329	-	-	-	-	-
foreskin	C60.0	C79.82	D07.4	D29.0	D40.8	D49.59
fornix						
pharyngeal	C11.3	C79.89	D00.08	D10.6	D37.05	D49.0
vagina	C52	C79.82	D07.2	D28.1	D39.8	D49.59
fossa (of)						
anterior (cranial)	C71.9	C79.31	-	D33.2	D43.2	D49.6
cranial	C71.9	C79.31	-	D33.2	D43.2	D49.6
ischiorectal	C76.3	C79.89	D09.8	D36.7	D48.7	D49.89
middle (cranial)	C71.9	C79.31	-	D33.2	D43.2	D49.6

Neoplasm	Malignant Primary	Malignant Secondary	Ca in situ	Benign	Uncertain Behavior	Unspecified Behavior
piriform	C12	C79.89	D00.08	D10.7	D37.05	D49.0
pituitary	C75.1	C79.89	D09.3	D35.2	D44.3	D49.7
posterior (cranial)	C71.9	C79.31	-	D33.2	D43.2	D49.6
pterygoid	C49.0	C79.89	-	D21.0	D48.1-	D49.2
pyriform	C12	C79.89	D00.08	D10.7	D37.05	D49.0
Rosenmuller	C11.2	C79.89	D00.08	D10.6	D37.05	D49.0
tonsillar	C09.0	C79.89	D00.08	D10.5	D37.05	D49.0
fourchette	C51.9	C79.82	D07.1	D28.0	D39.8	D49.59
frenulum						
labii — *see* Neoplasm, lip, internal						
linguae	C02.2	C79.89	D00.07	D10.1	D37.02	D49.0
frontal						
bone	C41.0	C79.51	-	D16.4-	D48.0	D49.2
lobe, brain	C71.1	C79.31	-	D33.0	D43.0	D49.6
pole	C71.1	C79.31	-	D33.0	D43.0	D49.6
sinus	C31.2	C78.39	D02.3	D14.0	D38.5	D49.1
fundus						
stomach	C16.1	C78.89	D00.2	D13.1	D37.1	D49.0
uterus	C54.3	C79.82	D07.0	D26.1	D39.0	D49.59
gall duct (extrahepatic)	C24.0	C78.89	D01.5	D13.5	D37.6	D49.0
intrahepatic	C22.1	C78.7	D01.5	D13.4	D37.6	D49.0
gallbladder	C23	C78.89	D01.5	D13.5	D37.6	D49.0
overlapping lesion with extrahepatic bile ducts	C24.8	-	-	-	-	-
ganglia (*see also* Neoplasm, nerve, peripheral)	C47.9	C79.89	-	D36.10	D48.2	D49.2
basal	C71.0	C79.31	-	D33.0	D43.0	D49.6
cranial nerve	C72.50	C79.49	-	D33.3	D43.3	D49.7

Neoplasm	Malignant Primary	Malignant Secondary	Ca in situ	Benign	Uncertain Behavior	Unspecified Behavior
Gartner's duct	C52	C79.82	D07.2	D28.1	D39.8	D49.59
gastric — *see* Neoplasm, stomach						
gastrocolic	C26.9	C78.89	D01.9	D13.99	D37.9	D49.0
gastroesophageal junction	C16.0	C78.89	D00.2	D13.1	D37.1	D49.0
gastrointestinal (tract) NEC	C26.9	C78.89	D01.9	D13.99	D37.9	D49.0
generalized	C80.0	-	-	-	-	-
genital organ or tract						
female NEC	C57.9	C79.82	D07.30	D28.9	D39.9	D49.59
overlapping lesion	C57.8	-	-	-	-	-
specified site NEC	C57.7	C79.82	D07.39	D28.7	D39.8	D49.59
male NEC	C63.9	C79.82	D07.60	D29.9	D40.9	D49.59
overlapping lesion	C63.8	-	-	-	-	-
specified site NEC	C63.7	C79.82	D07.69	D29.8	D40.8	D49.59
genitourinary tract						
female	C57.9	C79.82	D07.30	D28.9	D39.9	D49.59
male	C63.9	C79.82	D07.60	D29.9	D40.9	D49.59
gingiva (alveolar) (marginal)	C03.9	C79.89	D00.03	D10.39	D37.09	D49.0
lower	C03.1	C79.89	D00.03	D10.39	D37.09	D49.0
mandibular	C03.1	C79.89	D00.03	D10.39	D37.09	D49.0
maxillary	C03.0	C79.89	D00.03	D10.39	D37.09	D49.0
upper	C03.0	C79.89	D00.03	D10.39	D37.09	D49.0
gland, glandular (lymphatic) (system) (*see also* Neoplasm, lymph gland)						
endocrine NEC	C75.9	C79.89	D09.3	D35.9	D44.9	D49.7
salivary — *see* Neoplasm, salivary gland						
glans penis	C60.1	C79.82	D07.4	D29.0	D40.8	D49.59
globus pallidus	C71.0	C79.31	-	D33.0	D43.0	D49.6

Neoplasm	Malignant Primary	Malignant Secondary	Ca in situ	Benign	Uncertain Behavior	Unspecified Behavior
glomus						
coccygeal	C49.5	C79.89	-	D21.5	D48.1-	D49.2
jugularis	C75.5	C79.89	-	D35.6	D44.7	D49.7
glosso-epiglottic fold(s)	C10.1	C79.89	D00.08	D10.5	D37.05	D49.0
glossopalatine fold	C09.1	C79.89	D00.08	D10.5	D37.05	D49.0
glossopharyngeal sulcus	C09.0	C79.89	D00.08	D10.5	D37.05	D49.0
glottis	C32.0	C78.39	D02.0	D14.1	D38.0	D49.1
gluteal region	C76.3	C79.89	D04.5	D36.7	D48.7	D49.89
great vessels NEC	C49.3	C79.89	-	D21.3	D48.1-	D49.2
groin NEC	C76.3	C79.89	D04.5	D36.7	D48.7	D49.89
gum	C03.9	C79.89	D00.03	D10.39	D37.09	D49.0
lower	C03.1	C79.89	D00.03	D10.39	D37.09	D49.0
upper	C03.0	C79.89	D00.03	D10.39	D37.09	D49.0
hand NEC	C76.4-	C79.89	D04.6-	D36.7	D48.7	D49.89
head NEC	C76.0	C79.89	D04.4	D36.7	D48.7	D49.89
heart	C38.0	C79.89	-	D15.1	D48.7	D49.89
heel NEC	C76.5-	C79.89	D04.7-	D36.7	D48.7	D49.89
helix (*see also* Neoplasm, skin, ear)	C44.20-	C79.2	D04.2-	D23.2-	D48.5	D49.2
hematopoietic, hemopoietic tissue NEC	C96.9	-	-	-	-	-
specified NEC	C96.Z	-	-	-	-	-
hemisphere, cerebral	C71.0	C79.31	-	D33.0	D43.0	D49.6
hemorrhoidal zone	C21.1	C78.5	D01.3	D12.9	D37.8	D49.0
hepatic (*see also* Index to disease, by histology)	C22.9	C78.7	D01.5	D13.4	D37.6	D49.0
duct (bile)	C24.0	C78.89	D01.5	D13.5	D37.6	D49.0
flexure (colon)	C18.3	C78.5	D01.0	D12.3	D37.4	D49.0
primary	C22.8	C78.7	D01.5	D13.4	D37.6	D49.0
hepatobiliary	C24.9	C78.89	D01.5	D13.5	D37.6	D49.0

Neoplasm	Malignant Primary	Malignant Secondary	Ca in situ	Benign	Uncertain Behavior	Unspecified Behavior
hepatoblastoma	C22.2	C78.7	D01.5	D13.4	D37.6	D49.0
hepatoma	C22.0	C78.7	D01.5	D13.4	D37.6	D49.0
hilus of lung	C34.0-	C78.0-	D02.2-	D14.3-	D38.1	D49.1
hip NEC	C76.5-	C79.89	D04.7-	D36.7	D48.7	D49.89
hippocampus, brain	C71.2	C79.31	-	D33.0	D43.0	D49.6
humerus (any part)	C40.0-	C79.51	-	D16.0-	-	-
hymen	C52	C79.82	D07.2	D28.1	D39.8	D49.59
hypopharynx, hypopharyngeal NEC	C13.9	C79.89	D00.08	D10.7	D37.05	D49.0
overlapping lesion	C13.8	-	-	-	-	-
postcricoid region	C13.0	C79.89	D00.08	D10.7	D37.05	D49.0
posterior wall	C13.2	C79.89	D00.08	D10.7	D37.05	D49.0
pyriform fossa (sinus)	C12	C79.89	D00.08	D10.7	D37.05	D49.0
hypophysis	C75.1	C79.89	D09.3	D35.2	D44.3	D49.7
hypothalamus	C71.0	C79.31	-	D33.0	D43.0	D49.6
ileocecum, ileocecal (coil) (junction) (valve)	C18.0	C78.5	D01.0	D12.0	D37.4	D49.0
ileum	C17.2	C78.4	D01.49	D13.39	D37.2	D49.0
ilium	C41.4	C79.51	-	D16.8	D48.0	D49.2
immunoproliferative NEC	C88.9	-	-	-	-	-
infraclavicular (region)	C76.1	C79.89	D04.5	D36.7	D48.7	D49.89
inguinal (region)	C76.3	C79.89	D04.5	D36.7	D48.7	D49.89
insula	C71.0	C79.31	-	D33.0	D43.0	D49.6
insular tissue (pancreas)	C25.4	C78.89	D01.7	D13.7	D37.8	D49.0
brain	C71.0	C79.31	-	D33.0	D43.0	D49.6
interarytenoid fold	C13.1	C79.89	D00.08	D10.7	D37.05	D49.0
hypopharyngeal aspect	C13.1	C79.89	D00.08	D10.7	D37.05	D49.0
laryngeal aspect	C32.1	C78.39	D02.0	D14.1	D38.0	D49.1
marginal zone	C13.1	C79.89	D00.08	D10.7	D37.05	D49.0

Neoplasm	Malignant Primary	Malignant Secondary	Ca in situ	Benign	Uncertain Behavior	Unspecified Behavior
interdental papillae	C03.9	C79.89	D00.03	D10.39	D37.09	D49.0
lower	C03.1	C79.89	D00.03	D10.39	D37.09	D49.0
upper	C03.0	C79.89	D00.03	D10.39	D37.09	D49.0
internal						
capsule	C71.0	C79.31	-	D33.0	D43.0	D49.6
os (cervix)	C53.0	C79.82	D06.0	D26.0	D39.0	D49.59
intervertebral cartilage or disc	C41.2	C79.51	-	D16.6	D48.0	D49.2
intestine, intestinal	C26.0	C78.80	D01.40	D13.99	D37.8	D49.0
large	C18.9	C78.5	D01.0	D12.6	D37.4	D49.0
appendix	C18.1	C78.5	D01.0	D12.1	D37.3	D49.0
caput coli	C18.0	C78.5	D01.0	D12.0	D37.4	D49.0
cecum	C18.0	C78.5	D01.0	D12.0	D37.4	D49.0
colon	C18.9	C78.5	D01.0	D12.6	D37.4	D49.0
and rectum	C19	C78.5	D01.1	D12.7	D37.5	D49.0
ascending	C18.2	C78.5	D01.0	D12.2	D37.4	D49.0
caput	C18.0	C78.5	D01.0	D12.0	D37.4	D49.0
descending	C18.6	C78.5	D01.0	D12.4	D37.4	D49.0
distal	C18.6	C78.5	D01.0	D12.4	D37.4	D49.0
left	C18.6	C78.5	D01.0	D12.4	D37.4	D49.0
overlapping lesion	C18.8	-	-	-	-	-
pelvic	C18.7	C78.5	D01.0	D12.5	D37.4	D49.0
right	C18.2	C78.5	D01.0	D12.2	D37.4	D49.0
sigmoid (flexure)	C18.7	C78.5	D01.0	D12.5	D37.4	D49.0
transverse	C18.4	C78.5	D01.0	D12.3	D37.4	D49.0
hepatic flexure	C18.3	C78.5	D01.0	D12.3	D37.4	D49.0
ileocecum, ileocecal (coil) (valve)	C18.0	C78.5	D01.0	D12.0	D37.4	D49.0
overlapping lesion	C18.8	-	-	-	-	-

Neoplasm	Malignant Primary	Malignant Secondary	Ca in situ	Benign	Uncertain Behavior	Unspecified Behavior
sigmoid flexure (lower) (upper)	C18.7	C78.5	D01.0	D12.5	D37.4	D49.0
splenic flexure	C18.5	C78.5	D01.0	D12.3	D37.4	D49.0
small	C17.9	C78.4	D01.40	D13.30	D37.2	D49.0
duodenum	C17.0	C78.4	D01.49	D13.2	D37.2	D49.0
ileum	C17.2	C78.4	D01.49	D13.39	D37.2	D49.0
jejunum	C17.1	C78.4	D01.49	D13.39	D37.2	D49.0
overlapping lesion	C17.8	-	-	-	-	-
tract NEC	C26.0	C78.89	D01.40	D13.99	D37.8	D49.0
intra-abdominal	C76.2	C79.89	D09.8	D36.7	D48.7	D49.89
intracranial NEC	C71.9	C79.31	-	D33.2	D43.2	D49.6
intrahepatic (bile) duct	C22.1	C78.7	D01.5	D13.4	D37.6	D49.0
intraocular	C69.9-	C79.49	D09.2-	D31.9-	D48.7	D49.89
intraorbital	C69.6-	C79.49	D09.2-	D31.6-	D48.7	D49.89
intrasellar	C75.1	C79.89	D09.3	D35.2	D44.3	D49.7
intrathoracic (cavity) (organs)	C76.1	C79.89	D09.8	D15.9	D48.7	D49.89
specified NEC	C76.1	C79.89	D09.8	D15.7	-	-
iris	C69.4-	C79.49	D09.2-	D31.4-	D48.7	D49.89
ischiorectal (fossa)	C76.3	C79.89	D09.8	D36.7	D48.7	D49.89
ischium	C41.4	C79.51	-	D16.8	D48.0	D49.2
island of Reil	C71.0	C79.31	-	D33.0	D43.0	D49.6
islands or islets of Langerhans	C25.4	C78.89	D01.7	D13.7	D37.8	D49.0
isthmus uteri	C54.0	C79.82	D07.0	D26.1	D39.0	D49.59
jaw	C76.0	C79.89	D09.8	D36.7	D48.7	D49.89
bone	C41.1	C79.51	-	D16.5-	D48.0	D49.2
lower	C41.1	C79.51	-	D16.5-	-	-
upper	C41.0	C79.51	-	D16.4-	-	-
carcinoma (any type) (lower) (upper)	C76.0	C79.89	-	-	-	-

Neoplasm	Malignant Primary	Malignant Secondary	Ca in situ	Benign	Uncertain Behavior	Unspecified Behavior
skin (*see also* Neoplasm, skin, face)	C44.309	C79.2	D04.39	D23.39	D48.5	D49.2
soft tissues	C03.9	C79.89	D00.03	D10.39	D37.09	D49.0
lower	C03.1	C79.89	D00.03	D10.39	D37.09	D49.0
upper	C03.0	C79.89	D00.03	D10.39	D37.09	D49.0
jejunum	C17.1	C78.4	D01.49	D13.39	D37.2	D49.0
joint NEC (*see also* Neoplasm, bone)	C41.9	C79.51	-	D16.9-	D48.0	D49.2
acromioclavicular	C40.0-	C79.51	-	D16.0-	-	-
bursa or synovial membrane — *see* Neoplasm, connective tissue						
costovertebral	C41.3	C79.51	-	D16.7	D48.0	D49.2
sternocostal	C41.3	C79.51	-	D16.7	D48.0	D49.2
temporomandibular	C41.1	C79.51	-	D16.5-	D48.0	D49.2
junction						
anorectal	C21.8	C78.5	D01.3	D12.9	D37.8	D49.0
cardioesophageal	C16.0	C78.89	D00.2	D13.1	D37.1	D49.0
esophagogastric	C16.0	C78.89	D00.2	D13.1	D37.1	D49.0
gastroesophageal	C16.0	C78.89	D00.2	D13.1	D37.1	D49.0
hard and soft palate	C05.9	C79.89	D00.00	D10.39	D37.09	D49.0
ileocecal	C18.0	C78.5	D01.0	D12.0	D37.4	D49.0
pelvirectal	C19	C78.5	D01.1	D12.7	D37.5	D49.0
pelviureteric	C65.-	C79.0-	D09.19	D30.1-	D41.1-	D49.59
rectosigmoid	C19	C78.5	D01.1	D12.7	D37.5	D49.0
squamocolumnar, of cervix	C53.8	C79.82	D06.7	D26.0	D39.0	D49.59
Kaposi's sarcoma — *see* Kaposi's, sarcoma						
kidney (parenchymal)	C64.-	C79.0-	D09.19	D30.0-	D41.0-	D49.51-
calyx	C65.-	C79.0-	D09.19	D30.1-	D41.1-	D49.51-
hilus	C65.-	C79.0-	D09.19	D30.1-	D41.1-	D49.51-
pelvis	C65.-	C79.0-	D09.19	D30.1-	D41.1-	D49.51-

Neoplasm	Malignant Primary	Malignant Secondary	Ca in situ	Benign	Uncertain Behavior	Unspecified Behavior
knee NEC	C76.5-	C79.89	D04.7-	D36.7	D48.7	D49.89
labia (skin)	C51.9	C79.82	D07.1	D28.0	D39.8	D49.59
majora	C51.0	C79.82	D07.1	D28.0	D39.8	D49.59
minora	C51.1	C79.82	D07.1	D28.0	D39.8	D49.59
labial (*see also* Neoplasm, lip)	C00.9	C79.89	D00.01	D10.0	D37.01	D49.0
sulcus (lower) (upper)	C06.1	C79.89	D00.02	D10.39	D37.09	D49.0
labium (skin)	C51.9	C79.82	D07.1	D28.0	D39.8	D49.59
majus	C51.0	C79.82	D07.1	D28.0	D39.8	D49.59
minus	C51.1	C79.82	D07.1	D28.0	D39.8	D49.59
lacrimal						
canaliculi	C69.5-	C79.49	D09.2-	D31.5-	D48.7	D49.89
duct (nasal)	C69.5-	C79.49	D09.2-	D31.5-	D48.7	D49.89
gland	C69.5-	C79.49	D09.2-	D31.5-	D48.7	D49.89
punctum	C69.5-	C79.49	D09.2-	D31.5-	D48.7	D49.89
sac	C69.5-	C79.49	D09.2-	D31.5-	D48.7	D49.89
Langerhans, islands or islets	C25.4	C78.89	D01.7	D13.7	D37.8	D49.0
laryngopharynx	C13.9	C79.89	D00.08	D10.7	D37.05	D49.0
larynx, laryngeal NEC	C32.9	C78.39	D02.0	D14.1	D38.0	D49.1
aryepiglottic fold	C32.1	C78.39	D02.0	D14.1	D38.0	D49.1
cartilage (arytenoid) (cricoid) (cuneiform) (thyroid)	C32.3	C78.39	D02.0	D14.1	D38.0	D49.1
commissure (anterior) (posterior)	C32.0	C78.39	D02.0	D14.1	D38.0	D49.1
extrinsic NEC	C32.1	C78.39	D02.0	D14.1	D38.0	D49.1
meaning hypopharynx	C13.9	C79.89	D00.08	D10.7	D37.05	D49.0
interarytenoid fold	C32.1	C78.39	D02.0	D14.1	D38.0	D49.1
intrinsic	C32.0	C78.39	D02.0	D14.1	D38.0	D49.1
overlapping lesion	C32.8	-	-	-	-	-
ventricular band	C32.1	C78.39	D02.0	D14.1	D38.0	D49.1

Neoplasm	Malignant Primary	Malignant Secondary	Ca in situ	Benign	Uncertain Behavior	Unspecified Behavior
leg NEC	C76.5-	C79.89	D04.7-	D36.7	D48.7	D49.89
lens, crystalline	C69.4-	C79.49	D09.2-	D31.4-	D48.7	D49.89
lid (lower) (upper)	C44.10-	C79.2	D04.1-	D23.1-	D48.5	D49.2
basal cell carcinoma	C44.11-	-	-	-	-	-
sebaceous cell	C44.13-	-	-	-	-	-
specified type NEC	C44.19-	-	-	-	-	-
squamous cell carcinoma	C44.12-	-	-	-	-	-
ligament (*see also* Neoplasm, connective tissue)						
broad	C57.1-	C79.82	D07.39	D28.2	D39.8	D49.59
Mackenrodt's	C57.7	C79.82	D07.39	D28.7	D39.8	D49.59
non-uterine — *see* Neoplasm, connective tissue						
round	C57.2	C79.82	-	D28.2	D39.8	D49.59
sacro-uterine	C57.3	C79.82	-	D28.2	D39.8	D49.59
uterine	C57.3	C79.82	-	D28.2	D39.8	D49.59
utero-ovarian	C57.7	C79.82	D07.39	D28.2	D39.8	D49.59
uterosacral	C57.3	C79.82	-	D28.2	D39.8	D49.59
limb	C76.8	C79.89	D04.8	D36.7	D48.7	D49.89
lower	C76.5-	C79.89	D04.7-	D36.7	D48.7	D49.89
upper	C76.4-	C79.89	D04.6-	D36.7	D48.7	D49.89
limbus of cornea	C69.1-	C79.49	D09.2-	D31.1-	D48.7	D49.89
lingual NEC (*see also* Neoplasm, tongue)	C02.9	C79.89	D00.07	D10.1	D37.02	D49.0
lingula, lung	C34.1-	C78.0-	D02.2-	D14.3-	D38.1	D49.1
lip	C00.9	C79.89	D00.01	D10.0	D37.01	D49.0
buccal aspect — *see* Neoplasm, lip, internal						
commissure	C00.6	C79.89	D00.01	D10.0	D37.01	D49.0
external	C00.2	C79.89	D00.01	D10.0	D37.01	D49.0
lower	C00.1	C79.89	D00.01	D10.0	D37.01	D49.0

Neoplasm	Malignant Primary	Malignant Secondary	Ca in situ	Benign	Uncertain Behavior	Unspecified Behavior
upper	C00.0	C79.89	D00.01	D10.0	D37.01	D49.0
frenulum — *see* Neoplasm, lip, internal						
inner aspect — *see* Neoplasm, lip, internal						
internal	C00.5	C79.89	D00.01	D10.0	D37.01	D49.0
lower	C00.4	C79.89	D00.01	D10.0	D37.01	D49.0
upper	C00.3	C79.89	D00.01	D10.0	D37.01	D49.0
lipstick area	C00.2	C79.89	D00.01	D10.0	D37.01	D49.0
lower	C00.1	C79.89	D00.01	D10.0	D37.01	D49.0
upper	C00.0	C79.89	D00.01	D10.0	D37.01	D49.0
lower	C00.1	C79.89	D00.01	D10.0	D37.01	D49.0
internal	C00.4	C79.89	D00.01	D10.0	D37.01	D49.0
mucosa — *see* Neoplasm, lip, internal						
oral aspect — *see* Neoplasm, lip, internal						
overlapping lesion	C00.8	-	-	-	-	-
with oral cavity or pharynx	C14.8	-	-	-	-	-
skin (commissure) (lower) (upper)	C44.00	C79.2	D04.0	D23.0	D48.5	D49.2
basal cell carcinoma	C44.01	-	-	-	-	-
specified type NEC	C44.09	-	-	-	-	-
squamous cell carcinoma	C44.02	-	-	-	-	-
upper	C00.0	C79.89	D00.01	D10.0	D37.01	D49.0
internal	C00.3	C79.89	D00.01	D10.0	D37.01	D49.0
vermilion border	C00.2	C79.89	D00.01	D10.0	D37.01	D49.0
lower	C00.1	C79.89	D00.01	D10.0	D37.01	D49.0
upper	C00.0	C79.89	D00.01	D10.0	D37.01	D49.0
lipomatous — *see* Lipoma, by site						
liver (*see also* Index to disease, by histology)	C22.9	C78.7	D01.5	D13.4	D37.6	D49.0

Neoplasm	Malignant Primary	Malignant Secondary	Ca in situ	Benign	Uncertain Behavior	Unspecified Behavior
primary	C22.8	C78.7	D01.5	D13.4	D37.6	D49.0
lumbosacral plexus	C47.5	C79.89	-	D36.16	D48.2	D49.2
lung	C34.9-	C78.0-	D02.2-	D14.3-	D38.1	D49.1
azygos lobe	C34.1-	C78.0-	D02.2-	D14.3-	D38.1	D49.1
carina	C34.0-	C78.0-	D02.2-	D14.3-	D38.1	D49.1
hilus	C34.0-	C78.0-	D02.2-	D14.3-	D38.1	D49.1
lingula	C34.1-	C78.0-	D02.2-	D14.3-	D38.1	D49.1
lobe NEC	C34.9-	C78.0-	D02.2-	D14.3-	D38.1	D49.1
lower lobe	C34.3-	C78.0-	D02.2-	D14.3-	D38.1	D49.1
main bronchus	C34.0-	C78.0-	D02.2-	D14.3-	D38.1	D49.1
mesothelioma — *see* Mesothelioma						
middle lobe	C34.2	C78.0-	D02.21	D14.31	D38.1	D49.1
overlapping lesion	C34.8-	-	-	-	-	-
upper lobe	C34.1-	C78.0-	D02.2-	D14.3-	D38.1	D49.1
lymph, lymphatic channel NEC	C49.9	C79.89	-	D21.9	D48.1-	D49.2
gland (secondary)	-	C77.9	-	D36.0	D48.7	D49.89
abdominal	-	C77.2	-	D36.0	D48.7	D49.89
aortic	-	C77.2	-	D36.0	D48.7	D49.89
arm	-	C77.3	-	D36.0	D48.7	D49.89
auricular (anterior) (posterior)	-	C77.0	-	D36.0	D48.7	D49.89
axilla, axillary	-	C77.3	-	D36.0	D48.7	D49.89
brachial	-	C77.3	-	D36.0	D48.7	D49.89
bronchial	-	C77.1	-	D36.0	D48.7	D49.89
bronchopulmonary	-	C77.1	-	D36.0	D48.7	D49.89
celiac	-	C77.2	-	D36.0	D48.7	D49.89
cervical	-	C77.0	-	D36.0	D48.7	D49.89
cervicofacial	-	C77.0	-	D36.0	D48.7	D49.89

Neoplasm	Malignant Primary	Malignant Secondary	Ca in situ	Benign	Uncertain Behavior	Unspecified Behavior
Cloquet	-	C77.4	-	D36.0	D48.7	D49.89
colic	-	C77.2	-	D36.0	D48.7	D49.89
common duct	-	C77.2	-	D36.0	D48.7	D49.89
cubital	-	C77.3	-	D36.0	D48.7	D49.89
diaphragmatic	-	C77.1	-	D36.0	D48.7	D49.89
epigastric, inferior	-	C77.1	-	D36.0	D48.7	D49.89
epitrochlear	-	C77.3	-	D36.0	D48.7	D49.89
esophageal	-	C77.1	-	D36.0	D48.7	D49.89
face	-	C77.0	-	D36.0	D48.7	D49.89
femoral	-	C77.4	-	D36.0	D48.7	D49.89
gastric	-	C77.2	-	D36.0	D48.7	D49.89
groin	-	C77.4	-	D36.0	D48.7	D49.89
head	-	C77.0	-	D36.0	D48.7	D49.89
hepatic	-	C77.2	-	D36.0	D48.7	D49.89
hilar (pulmonary)	-	C77.1	-	D36.0	D48.7	D49.89
splenic	-	C77.2	-	D36.0	D48.7	D49.89
hypogastric	-	C77.5	-	D36.0	D48.7	D49.89
ileocolic	-	C77.2	-	D36.0	D48.7	D49.89
iliac	-	C77.5	-	D36.0	D48.7	D49.89
infraclavicular	-	C77.3	-	D36.0	D48.7	D49.89
inguina, inguinal	-	C77.4	-	D36.0	D48.7	D49.89
innominate	-	C77.1	-	D36.0	D48.7	D49.89
intercostal	-	C77.1	-	D36.0	D48.7	D49.89
intestinal	-	C77.2	-	D36.0	D48.7	D49.89
intrabdominal	-	C77.2	-	D36.0	D48.7	D49.89
intrapelvic	-	C77.5	-	D36.0	D48.7	D49.89
intrathoracic	-	C77.1	-	D36.0	D48.7	D49.89

Neoplasm	Malignant Primary	Malignant Secondary	Ca in situ	Benign	Uncertain Behavior	Unspecified Behavior
jugular	-	C77.0	-	D36.0	D48.7	D49.89
leg	-	C77.4	-	D36.0	D48.7	D49.89
limb						
lower	-	C77.4	-	D36.0	D48.7	D49.89
upper	-	C77.3	-	D36.0	D48.7	D49.89
lower limb	-	C77.4	-	D36.0	D48.7	D49.89
lumbar	-	C77.2	-	D36.0	D48.7	D49.89
mandibular	-	C77.0	-	D36.0	D48.7	D49.89
mediastinal	-	C77.1	-	D36.0	D48.7	D49.89
mesenteric (inferior) (superior)	-	C77.2	-	D36.0	D48.7	D49.89
midcolic	-	C77.2	-	D36.0	D48.7	D49.89
multiple sites in categories C77.0 - C77.5	-	C77.8	-	D36.0	D48.7	D49.89
neck	-	C77.0	-	D36.0	D48.7	D49.89
obturator	-	C77.5	-	D36.0	D48.7	D49.89
occipital	-	C77.0	-	D36.0	D48.7	D49.89
pancreatic	-	C77.2	-	D36.0	D48.7	D49.89
para-aortic	-	C77.2	-	D36.0	D48.7	D49.89
paracervical	-	C77.5	-	D36.0	D48.7	D49.89
parametrial	-	C77.5	-	D36.0	D48.7	D49.89
parasternal	-	C77.1	-	D36.0	D48.7	D49.89
parotid	-	C77.0	-	D36.0	D48.7	D49.89
pectoral	-	C77.3	-	D36.0	D48.7	D49.89
pelvic	-	C77.5	-	D36.0	D48.7	D49.89
peri-aortic	-	C77.2	-	D36.0	D48.7	D49.89
peripancreatic	-	C77.2	-	D36.0	D48.7	D49.89
popliteal	-	C77.4	-	D36.0	D48.7	D49.89
porta hepatis	-	C77.2	-	D36.0	D48.7	D49.89

Neoplasm	Malignant Primary	Malignant Secondary	Ca in situ	Benign	Uncertain Behavior	Unspecified Behavior
portal	-	C77.2	-	D36.0	D48.7	D49.89
preauricular	-	C77.0	-	D36.0	D48.7	D49.89
prelaryngeal	-	C77.0	-	D36.0	D48.7	D49.89
presymphysial	-	C77.5	-	D36.0	D48.7	D49.89
pretracheal	-	C77.0	-	D36.0	D48.7	D49.89
primary (any site) NEC	C96.9	-	-	-	-	-
pulmonary (hilar)	-	C77.1	-	D36.0	D48.7	D49.89
pyloric	-	C77.2	-	D36.0	D48.7	D49.89
retroperitoneal	-	C77.2	-	D36.0	D48.7	D49.89
retropharyngeal	-	C77.0	-	D36.0	D48.7	D49.89
Rosenmuller's	-	C77.4	-	D36.0	D48.7	D49.89
sacral	-	C77.5	-	D36.0	D48.7	D49.89
scalene	-	C77.0	-	D36.0	D48.7	D49.89
site NEC	-	C77.9	-	D36.0	D48.7	D49.89
splenic (hilar)	-	C77.2	-	D36.0	D48.7	D49.89
subclavicular	-	C77.3	-	D36.0	D48.7	D49.89
subinguinal	-	C77.4	-	D36.0	D48.7	D49.89
sublingual	-	C77.0	-	D36.0	D48.7	D49.89
submandibular	-	C77.0	-	D36.0	D48.7	D49.89
submaxillary	-	C77.0	-	D36.0	D48.7	D49.89
submental	-	C77.0	-	D36.0	D48.7	D49.89
subscapular	-	C77.3	-	D36.0	D48.7	D49.89
supraclavicular	-	C77.0	-	D36.0	D48.7	D49.89
thoracic	-	C77.1	-	D36.0	D48.7	D49.89
tibial	-	C77.4	-	D36.0	D48.7	D49.89
tracheal	-	C77.1	-	D36.0	D48.7	D49.89
tracheobronchial	-	C77.1	-	D36.0	D48.7	D49.89

Neoplasm	Malignant Primary	Malignant Secondary	Ca in situ	Benign	Uncertain Behavior	Unspecified Behavior
upper limb	-	C77.3	-	D36.0	D48.7	D49.89
Virchow's	-	C77.0	-	D36.0	D48.7	D49.89
node (*see also* Neoplasm, lymph gland)						
primary NEC	C96.9	-	-	-	-	-
vessel (*see also* Neoplasm, connective tissue)	C49.9	C79.89	-	D21.9	D48.1-	D49.2
Mackenrodt's ligament	C57.7	C79.82	D07.39	D28.7	D39.8	D49.59
malar	C41.0	C79.51	-	D16.4-	D48.0	D49.2
region — *see* Neoplasm, cheek						
mammary gland — *see* Neoplasm, breast						
mandible	C41.1	C79.51	-	D16.5-	D48.0	D49.2
alveolar						
mucosa (carcinoma)	C03.1	C79.89	D00.03	D10.39	D37.09	D49.0
ridge or process	C41.1	C79.51	-	D16.5-	D48.0	D49.2
marrow (bone) NEC	C96.9	C79.52	-	-	D47.9	D49.89
mastectomy site (skin) (*see also* Neoplasm, breast, skin)	C44.501	C79.2	-	-	-	-
specified as breast tissue	C50.8-	C79.81	-	-	-	-
mastoid (air cells) (antrum) (cavity)	C30.1	C78.39	D02.3	D14.0	D38.5	D49.1
bone or process	C41.0	C79.51	-	D16.4-	D48.0	D49.2
maxilla, maxillary (superior)	C41.0	C79.51	-	D16.4-	D48.0	D49.2
alveolar						
mucosa	C03.0	C79.89	D00.03	D10.39	D37.09	D49.0
ridge or process (carcinoma)	C41.0	C79.51	-	D16.4-	D48.0	D49.2
antrum	C31.0	C78.39	D02.3	D14.0	D38.5	D49.1
carcinoma	C03.0	C79.51	-	-	-	-
inferior — *see* Neoplasm, mandible						
sinus	C31.0	C78.39	D02.3	D14.0	D38.5	D49.1
meatus external (ear) (*see also* Neoplasm, skin, ear)	C44.20-	C79.2	D04.2-	D23.2-	D48.5	D49.2
Meckel's diverticulum, malignant	C17.3	C78.4	D01.49	D13.39	D37.2	D49.0

Neoplasm	Malignant Primary	Malignant Secondary	Ca in situ	Benign	Uncertain Behavior	Unspecified Behavior
mediastinum, mediastinal	C38.3	C78.1	-	D15.2	D38.3	D49.89
anterior	C38.1	C78.1	-	D15.2	D38.3	D49.89
posterior	C38.2	C78.1	-	D15.2	D38.3	D49.89
medulla						
adrenal	C74.1-	C79.7-	D09.3	D35.0-	D44.1-	D49.7
oblongata	C71.7	C79.31	-	D33.1	D43.1	D49.6
meibomian gland	C44.10-	C79.2	D04.1-	D23.1-	D48.5	D49.2
basal cell carcinoma	C44.11-	-	-	-	-	-
sebaceous cell	C44.13-	-	-	-	-	-
specified type NEC	C44.19-	-	-	-	-	-
squamous cell carcinoma	C44.12-	-	-	-	-	-
melanoma — *see* Melanoma						
meninges	C70.9	C79.49	-	D32.9	D42.9	D49.7
brain	C70.0	C79.32	-	D32.0	D42.0	D49.7
cerebral	C70.0	C79.32	-	D32.0	D42.0	D49.7
cranial	C70.0	C79.32	-	D32.0	D42.0	D49.7
intracranial	C70.0	C79.32	-	D32.0	D42.0	D49.7
spinal (cord)	C70.1	C79.49	-	D32.1	D42.1	D49.7
meniscus, knee joint (lateral) (medial)	C40.2-	C79.51	-	D16.2-	D48.0	D49.2
Merkel cell — *see* Carcinoma, Merkel cell						
mesentery, mesenteric	C48.1	C78.6	-	D20.1	D48.4	D49.0
mesoappendix	C48.1	C78.6	-	D20.1	D48.4	D49.0
mesocolon	C48.1	C78.6	-	D20.1	D48.4	D49.0
mesopharynx — *see* Neoplasm, oropharynx						
mesosalpinx	C57.1	C79.82	D07.39	D28.2	D39.8	D49.59
mesothelial tissue — *see* Mesothelioma						
mesothelioma — *see* Mesothelioma						

Neoplasm	Malignant Primary	Malignant Secondary	Ca in situ	Benign	Uncertain Behavior	Unspecified Behavior
mesovarium	C57.1	C79.82	D07.39	D28.2	D39.8	D49.59
metacarpus (any bone)	C40.1-	C79.51	-	D16.1-	-	-
metastatic NEC (*see also* Neoplasm, by site, secondary)	-	C79.9	-	-	-	-
metatarsus (any bone)	C40.3-	C79.51	-	D16.3-	-	-
midbrain	C71.7	C79.31	-	D33.1	D43.1	D49.6
milk duct — *see* Neoplasm, breast						
mons						
pubis	C51.9	C79.82	D07.1	D28.0	D39.8	D49.59
veneris	C51.9	C79.82	D07.1	D28.0	D39.8	D49.59
motor tract	C72.9	C79.49	-	D33.9	D43.9	D49.7
brain	C71.9	C79.31	-	D33.2	D43.2	D49.6
cauda equina	C72.1	C79.49	-	D33.4	D43.4	D49.7
spinal	C72.0	C79.49	-	D33.4	D43.4	D49.7
mouth	C06.9	C79.89	D00.00	D10.30	D37.09	D49.0
book-leaf	C06.89	C79.89	-	-	-	-
floor	C04.9	C79.89	D00.06	D10.2	D37.09	D49.0
anterior portion	C04.0	C79.89	D00.06	D10.2	D37.09	D49.0
lateral portion	C04.1	C79.89	D00.06	D10.2	D37.09	D49.0
overlapping lesion	C04.8	-	-	-	-	-
overlapping NEC	C06.80	-	-	-	-	-
roof	C05.9	C79.89	D00.00	D10.39	D37.09	D49.0
specified part NEC	C06.89	C79.89	D00.00	D10.39	D37.09	D49.0
vestibule	C06.1	C79.89	D00.00	D10.39	D37.09	D49.0
mucosa						
alveolar (ridge or process)	C03.9	C79.89	D00.03	D10.39	D37.09	D49.0
lower	C03.1	C79.89	D00.03	D10.39	D37.09	D49.0

Neoplasm	Malignant Primary	Malignant Secondary	Ca in situ	Benign	Uncertain Behavior	Unspecified Behavior
upper	C03.0	C79.89	D00.03	D10.39	D37.09	D49.0
buccal	C06.0	C79.89	D00.02	D10.39	D37.09	D49.0
cheek	C06.0	C79.89	D00.02	D10.39	D37.09	D49.0
lip — *see* Neoplasm, lip, internal						
nasal	C30.0	C78.39	D02.3	D14.0	D38.5	D49.1
oral	C06.0	C79.89	D00.02	D10.39	D37.09	D49.0
Mullerian duct						
female	C57.7	C79.82	D07.39	D28.7	D39.8	D49.59
male	C63.7	C79.82	D07.69	D29.8	D40.8	D49.59
muscle (*see also* Neoplasm, connective tissue)						
extraocular	C69.6-	C79.49	D09.2-	D31.6-	D48.7	D49.89
myocardium	C38.0	C79.89	-	D15.1	D48.7	D49.89
myometrium	C54.2	C79.82	D07.0	D26.1	D39.0	D49.59
myopericardium	C38.0	C79.89	-	D15.1	D48.7	D49.89
nabothian gland (follicle)	C53.0	C79.82	D06.0	D26.0	D39.0	D49.59
nail (*see also* Neoplasm, skin, limb)	C44.90	C79.2	D04.9	D23.9	D48.5	D49.2
finger (*see also* Neoplasm, skin, limb, upper)	C44.60-	C79.2	D04.6-	D23.6-	D48.5	D49.2
toe (*see also* Neoplasm, skin, limb, lower)	C44.70-	C79.2	D04.7-	D23.7-	D48.5	D49.2
nares, naris (anterior) (posterior)	C30.0	C78.39	D02.3	D14.0	D38.5	D49.1
nasal — *see* Neoplasm, nose						
nasolabial groove (*see also* Neoplasm, skin, face)	C44.309	C79.2	D04.39	D23.39	D48.5	D49.2
nasolacrimal duct	C69.5-	C79.49	D09.2-	D31.5-	D48.7	D49.89
nasopharynx, nasopharyngeal	C11.9	C79.89	D00.08	D10.6	D37.05	D49.0
floor	C11.3	C79.89	D00.08	D10.6	D37.05	D49.0
overlapping lesion	C11.8	-	-	-	-	-
roof	C11.0	C79.89	D00.08	D10.6	D37.05	D49.0
wall	C11.9	C79.89	D00.08	D10.6	D37.05	D49.0

Neoplasm	Malignant Primary	Malignant Secondary	Ca in situ	Benign	Uncertain Behavior	Unspecified Behavior
anterior	C11.3	C79.89	D00.08	D10.6	D37.05	D49.0
lateral	C11.2	C79.89	D00.08	D10.6	D37.05	D49.0
posterior	C11.1	C79.89	D00.08	D10.6	D37.05	D49.0
superior	C11.0	C79.89	D00.08	D10.6	D37.05	D49.0
nates (*see also* Neoplasm, skin, trunk)	C44.509	C79.2	D04.5	D23.5	D48.5	D49.2
neck NEC	C76.0	C79.89	D09.8	D36.7	D48.7	D49.89
skin	C44.40	-	-	-	-	-
basal cell carcinoma	C44.41	-	-	-	-	-
specified type NEC	C44.49	-	-	-	-	-
squamous cell carcinoma	C44.42	-	-	-	-	-
nerve (ganglion)	C47.9	C79.89	-	D36.10	D48.2	D49.2
abducens	C72.59	C79.49	-	D33.3	D43.3	D49.7
accessory (spinal)	C72.59	C79.49	-	D33.3	D43.3	D49.7
acoustic	C72.4-	C79.49	-	D33.3	D43.3	D49.7
auditory	C72.4-	C79.49	-	D33.3	D43.3	D49.7
autonomic NEC (*see also* Neoplasm, nerve, peripheral)	C47.9	C79.89	-	D36.10	D48.2	D49.2
brachial	C47.1-	C79.89	-	D36.12	D48.2	D49.2
cranial	C72.50	C79.49	-	D33.3	D43.3	D49.7
specified NEC	C72.59	C79.49	-	D33.3	D43.3	D49.7
facial	C72.59	C79.49	-	D33.3	D43.3	D49.7
femoral	C47.2-	C79.89	-	D36.13	D48.2	D49.2
ganglion NEC (*see also* Neoplasm, nerve, peripheral)	C47.9	C79.89	-	D36.10	D48.2	D49.2
glossopharyngeal	C72.59	C79.49	-	D33.3	D43.3	D49.7
hypoglossal	C72.59	C79.49	-	D33.3	D43.3	D49.7
intercostal	C47.3	C79.89	-	D36.14	D48.2	D49.2
lumbar	C47.6	C79.89	-	D36.17	D48.2	D49.2
median	C47.1-	C79.89	-	D36.12	D48.2	D49.2

Neoplasm	Malignant Primary	Malignant Secondary	Ca in situ	Benign	Uncertain Behavior	Unspecified Behavior
obturator	C47.2-	C79.89	-	D36.13	D48.2	D49.2
oculomotor	C72.59	C79.49	-	D33.3	D43.3	D49.7
olfactory	C47.2-	C79.49	-	D33.3	D43.3	D49.7
optic	C72.3-	C79.49	-	D33.3	D43.3	D49.7
parasympathetic NEC	C47.9	C79.89	-	D36.10	D48.2	D49.2
peripheral NEC	C47.9	C79.89	-	D36.10	D48.2	D49.2
abdomen	C47.4	C79.89	-	D36.15	D48.2	D49.2
abdominal wall	C47.4	C79.89	-	D36.15	D48.2	D49.2
ankle	C47.2-	C79.89	-	D36.13	D48.2	D49.2
antecubital fossa or space	C47.1-	C79.89	-	D36.12	D48.2	D49.2
arm	C47.1-	C79.89	-	D36.12	D48.2	D49.2
auricle (ear)	C47.0	C79.89	-	D36.11	D48.2	D49.2
axilla	C47.3	C79.89	-	D36.12	D48.2	D49.2
back	C47.6	C79.89	-	D36.17	D48.2	D49.2
buttock	C47.5	C79.89	-	D36.16	D48.2	D49.2
calf	C47.2-	C79.89	-	D36.13	D48.2	D49.2
cervical region	C47.0	C79.89	-	D36.11	D48.2	D49.2
cheek	C47.0	C79.89	-	D36.11	D48.2	D49.2
chest (wall)	C47.3	C79.89	-	D36.14	D48.2	D49.2
chin	C47.0	C79.89	-	D36.11	D48.2	D49.2
ear (external)	C47.0	C79.89	-	D36.11	D48.2	D49.2
elbow	C47.1-	C79.89	-	D36.12	D48.2	D49.2
extrarectal	C47.5	C79.89	-	D36.16	D48.2	D49.2
extremity	C47.9	C79.89	-	D36.10	D48.2	D49.2
lower	C47.2-	C79.89	-	D36.13	D48.2	D49.2
upper	C47.1-	C79.89	-	D36.12	D48.2	D49.2
eyelid	C47.0	C79.89	-	D36.11	D48.2	D49.2

Neoplasm	Malignant Primary	Malignant Secondary	Ca in situ	Benign	Uncertain Behavior	Unspecified Behavior
face	C47.0	C79.89	-	D36.11	D48.2	D49.2
finger	C47.1-	C79.89	-	D36.12	D48.2	D49.2
flank	C47.6	C79.89	-	D36.17	D48.2	D49.2
foot	C47.2-	C79.89	-	D36.13	D48.2	D49.2
forearm	C47.1-	C79.89	-	D36.12	D48.2	D49.2
forehead	C47.0	C79.89	-	D36.11	D48.2	D49.2
gluteal region	C47.5	C79.89	-	D36.16	D48.2	D49.2
groin	C47.5	C79.89	-	D36.16	D48.2	D49.2
hand	C47.1-	C79.89	-	D36.12	D48.2	D49.2
head	C47.0	C79.89	-	D36.11	D48.2	D49.2
heel	C47.2-	C79.89	-	D36.13	D48.2	D49.2
hip	C47.2-	C79.89	-	D36.13	D48.2	D49.2
infraclavicular region	C47.3	C79.89	-	D36.14	D48.2	D49.2
inguinal (canal) (region)	C47.5	C79.89	-	D36.16	D48.2	D49.2
intrathoracic	C47.3	C79.89	-	D36.14	D48.2	D49.2
ischiorectal fossa	C47.5	C79.89	-	D36.16	D48.2	D49.2
knee	C47.2-	C79.89	-	D36.13	D48.2	D49.2
leg	C47.2-	C79.89	-	D36.13	D48.2	D49.2
limb NEC	C47.9	C79.89	-	D36.10	D48.2	D49.2
lower	C47.2-	C79.89	-	D36.13	D48.2	D49.2
upper	C47.1-	C79.89	-	D36.12	D48.2	D49.2
nates	C47.5	C79.89	-	D36.16	D48.2	D49.2
neck	C47.0	C79.89	-	D36.11	D48.2	D49.2
orbit	C69.6-	C79.49	-	D31.6-	D48.7	D49.2
pararectal	C47.5	C79.89	-	D36.16	D48.2	D49.2

Neoplasm	Malignant Primary	Malignant Secondary	Ca in situ	Benign	Uncertain Behavior	Unspecified Behavior
paraurethral	C47.5	C79.89	-	D36.16	D48.2	D49.2
paravaginal	C47.5	C79.89	-	D36.16	D48.2	D49.2
pelvis (floor)	C47.5	C79.89	-	D36.16	D48.2	D49.2
pelvo-abdominal	C47.8	C79.89	-	D36.17	D48.2	D49.2
perineum	C47.5	C79.89	-	D36.16	D48.2	D49.2
perirectal (tissue)	C47.5	C79.89	-	D36.16	D48.2	D49.2
periurethral (tissue)	C47.5	C79.89	-	D36.16	D48.2	D49.2
popliteal fossa or space	C47.2-	C79.89	-	D36.13	D48.2	D49.2
presacral	C47.5	C79.89	-	D36.16	D48.2	D49.2
pterygoid fossa	C47.0	C79.89	-	D36.11	D48.2	D49.2
rectovaginal septum or wall	C47.5	C79.89	-	D36.16	D48.2	D49.2
rectovesical	C47.5	C79.89	-	D36.16	D48.2	D49.2
sacrococcygeal region	C47.5	C79.89	-	D36.16	D48.2	D49.2
scalp	C47.0	C79.89	-	D36.11	D48.2	D49.2
scapular region	C47.3	C79.89	-	D36.14	D48.2	D49.2
shoulder	C47.1-	C79.89	-	D36.12	D48.2	D49.2
submental	C47.0	C79.89	-	D36.11	D48.2	D49.2
supraclavicular region	C47.0	C79.89	-	D36.11	D48.2	D49.2
temple	C47.0	C79.89	-	D36.11	D48.2	D49.2
temporal region	C47.0	C79.89	-	D36.11	D48.2	D49.2
thigh	C47.2-	C79.89	-	D36.13	D48.2	D49.2
thoracic (duct) (wall)	C47.3	C79.89	-	D36.14	D48.2	D49.2
thorax	C47.3	C79.89	-	D36.14	D48.2	D49.2
thumb	C47.1-	C79.89	-	D36.12	D48.2	D49.2
toe	C47.2-	C79.89	-	D36.13	D48.2	D49.2
trunk	C47.6	C79.89	-	D36.17	D48.2	D49.2
umbilicus	C47.4	C79.89	-	D36.15	D48.2	D49.2

Neoplasm	Malignant Primary	Malignant Secondary	Ca in situ	Benign	Uncertain Behavior	Unspecified Behavior
vesicorectal	C47.5	C79.89	-	D36.16	D48.2	D49.2
wrist	C47.1-	C79.89	-	D36.12	D48.2	D49.2
radial	C47.1-	C79.89	-	D36.12	D48.2	D49.2
sacral	C47.5	C79.89	-	D36.16	D48.2	D49.2
sciatic	C47.2-	C79.89	-	D36.13	D48.2	D49.2
spinal NEC	C47.9	C79.89	-	D36.10	D48.2	D49.2
accessory	C72.59	C79.49	-	D33.3	D43.3	D49.7
sympathetic NEC (*see also* Neoplasm, nerve, peripheral)	C47.9	C79.89	-	D36.10	D48.2	D49.2
trigeminal	C72.59	C79.49	-	D33.3	D43.3	D49.7
trochlear	C72.59	C79.49	-	D33.3	D43.3	D49.7
ulnar	C47.1-	C79.89	-	D36.12	D48.2	D49.2
vagus	C72.59	C79.49	-	D33.3	D43.3	D49.7
nervous system (central)	C72.9	C79.40	-	D33.9	D43.9	D49.7
autonomic — *see* Neoplasm, nerve, peripheral						
parasympathetic — *see* Neoplasm, nerve, peripheral						
specified site NEC	-	C79.49	-	D33.7	D43.8	-
sympathetic — *see* Neoplasm, nerve, peripheral						
nevus — *see* Nevus						
nipple	C50.0-	C79.81	D05.-	D24.-	-	-
nose, nasal	C76.0	C79.89	D09.8	D36.7	D48.7	D49.89
ala (external) (nasi) (*see also* Neoplasm, nose, skin)	C44.301	C79.2	D04.39	D23.39	D48.5	D49.2
bone	C41.0	C79.51	-	D16.4-	D48.0	D49.2
cartilage	C30.0	C78.39	D02.3	D14.0	D38.5	D49.1
cavity	C30.0	C78.39	D02.3	D14.0	D38.5	D49.1
choana	C11.3	C79.89	D00.08	D10.6	D37.05	D49.0
external (skin) (*see also* Neoplasm, nose, skin)	C44.301	C79.2	D04.39	D23.39	D48.5	D49.2

Neoplasm	Malignant Primary	Malignant Secondary	Ca in situ	Benign	Uncertain Behavior	Unspecified Behavior
fossa	C30.0	C78.39	D02.3	D14.0	D38.5	D49.1
internal	C30.0	C78.39	D02.3	D14.0	D38.5	D49.1
mucosa	C30.0	C78.39	D02.3	D14.0	D38.5	D49.1
septum	C30.0	C78.39	D02.3	D14.0	D38.5	D49.1
posterior margin	C11.3	C79.89	D00.08	D10.6	D37.05	D49.0
sinus — *see* Neoplasm, sinus						
skin	C44.301	C79.2	D04.39	D23.39	D48.5	D49.2
basal cell carcinoma	C44.311	-	-	-	-	-
specified type NEC	C44.391	-	-	-	-	-
squamous cell carcinoma	C44.321	-	-	-	-	-
turbinate (mucosa)	C30.0	C78.39	D02.3	D14.0	D38.5	D49.1
bone	C41.0	C79.51	-	D16.4-	D48.0	D49.2
vestibule	C30.0	C78.39	D02.3	D14.0	D38.5	D49.1
nostril	C30.0	C78.39	D02.3	D14.0	D38.5	D49.1
nucleus pulposus	C41.2	C79.51	-	D16.6	D48.0	D49.2
occipital						
bone	C41.0	C79.51	-	D16.4-	D48.0	D49.2
lobe or pole, brain	C71.4	C79.31	-	D33.0	D43.0	D49.6
odontogenic — *see* Neoplasm, jaw, bone						
olfactory nerve or bulb	C72.2-	C79.49	-	D33.3	D43.3	D49.7
olive (brain)	C71.7	C79.31	-	D33.1	D43.1	D49.6
omentum	C48.1	C78.6	-	D20.1	D48.4	D49.0
operculum (brain)	C71.0	C79.31	-	D33.0	D43.0	D49.6
optic nerve, chiasm, or tract	C72.3-	C79.49	-	D33.3	D43.3	D49.7
oral (cavity)	C06.9	C79.89	D00.00	D10.30	D37.09	D49.0
ill-defined	C14.8	C79.89	D00.00	D10.30	D37.09	D49.0

Neoplasm	Malignant Primary	Malignant Secondary	Ca in situ	Benign	Uncertain Behavior	Unspecified Behavior
mucosa	C06.0	C79.89	D00.02	D10.39	D37.09	D49.0
orbit	C69.6-	C79.49	D09.2-	D31.6-	D48.7	D49.89
autonomic nerve	C69.6-	C79.49	-	D31.6-	D48.7	D49.2
bone	C41.0	C79.51	-	D16.4-	D48.0	D49.2
eye	C69.6-	C79.49	D09.2-	D31.6-	D48.7	D49.89
peripheral nerves	C69.6-	C79.49	-	D31.6-	D48.7	D49.2
soft parts	C69.6-	C79.49	D09.2-	D31.6-	D48.7	D49.89
organ of Zuckerkandl	C75.5	C79.89	-	D35.6	D44.7	D49.7
oropharynx	C10.9	C79.89	D00.08	D10.5	D37.05	D49.0
branchial cleft (vestige)	C10.4	C79.89	D00.08	D10.5	D37.05	D49.0
junctional region	C10.8	C79.89	D00.08	D10.5	D37.05	D49.0
lateral wall	C10.2	C79.89	D00.08	D10.5	D37.05	D49.0
overlapping lesion	C10.8	-	-	-	-	-
pillars or fauces	C09.1	C79.89	D00.08	D10.5	D37.05	D49.0
posterior wall	C10.3	C79.89	D00.08	D10.5	D37.05	D49.0
vallecula	C10.0	C79.89	D00.08	D10.5	D37.05	D49.0
os						
external	C53.1	C79.82	D06.1	D26.0	D39.0	D49.59
internal	C53.0	C79.82	D06.0	D26.0	D39.0	D49.59
ovary	C56.-	C79.6-	D07.39	D27.-	D39.1-	D49.59
oviduct	C57.0-	C79.82	D07.39	D28.2	D39.8	D49.59
palate	C05.9	C79.89	D00.00	D10.39	D37.09	D49.0
hard	C05.0	C79.89	D00.05	D10.39	D37.09	D49.0
junction of hard and soft palate	C05.9	C79.89	D00.00	D10.39	D37.09	D49.0
overlapping lesions	C05.8	-	-	-	-	-
soft	C05.1	C79.89	D00.04	D10.39	D37.09	D49.0
nasopharyngeal surface	C11.3	C79.89	D00.08	D10.6	D37.05	D49.0

Neoplasm	Malignant Primary	Malignant Secondary	Ca in situ	Benign	Uncertain Behavior	Unspecified Behavior
posterior surface	C11.3	C79.89	D00.08	D10.6	D37.05	D49.0
superior surface	C11.3	C79.89	D00.08	D10.6	D37.05	D49.0
palatoglossal arch	C09.1	C79.89	D00.00	D10.5	D37.09	D49.0
palatopharyngeal arch	C09.1	C79.89	D00.00	D10.5	D37.09	D49.0
pallium	C71.0	C79.31	-	D33.0	D43.0	D49.6
palpebra	C44.10-	C79.2	D04.1-	D23.1-	D48.5	D49.2
basal cell carcinoma	C44.11-	-	-	-	-	-
sebaceous cell	C44.13-	-	-	-	-	-
specified type NEC	C44.19-	-	-	-	-	-
squamous cell carcinoma	C44.12-	-	-	-	-	-
pancreas	C25.9	C78.89	D01.7	D13.6	D37.8	D49.0
body	C25.1	C78.89	D01.7	D13.6	D37.8	D49.0
duct (of Santorini) (of Wirsung)	C25.3	C78.89	D01.7	D13.6	D37.8	D49.0
ectopic tissue	C25.7	C78.89	-	D13.6	D37.8	D49.0
head	C25.0	C78.89	D01.7	D13.6	D37.8	D49.0
islet cells	C25.4	C78.89	D01.7	D13.7	D37.8	D49.0
neck	C25.7	C78.89	D01.7	D13.6	D37.8	D49.0
overlapping lesion	C25.8	-	-	-	-	-
tail	C25.2	C78.89	D01.7	D13.6	D37.8	D49.0
para-aortic body	C75.5	C79.89	-	D35.6	D44.7	D49.7
paraganglion NEC	C75.5	C79.89	-	D35.6	D44.7	D49.7
parametrium	C57.3	C79.82	-	D28.2	D39.8	D49.59
paranephric	C48.0	C78.6	-	D20.0	D48.3	D49.0
pararectal	C76.3	C79.89	-	D36.7	D48.7	D49.89
parasagittal (region)	C76.0	C79.89	D09.8	D36.7	D48.7	D49.89
parasellar	C72.9	C79.49	-	D33.9	D43.8	D49.7
parathyroid (gland)	C75.0	C79.89	D09.3	D35.1	D44.2	D49.7

Neoplasm	Malignant Primary	Malignant Secondary	Ca in situ	Benign	Uncertain Behavior	Unspecified Behavior
paraurethral	C76.3	C79.89	-	D36.7	D48.7	D49.89
gland	C68.1	C79.19	D09.19	D30.8	D41.8	D49.59
paravaginal	C76.3	C79.89	-	D36.7	D48.7	D49.89
parenchyma, kidney	C64.-	C79.0-	D09.19	D30.0-	D41.0-	D49.51-
parietal						
bone	C41.0	C79.51	-	D16.4-	D48.0	D49.2
lobe, brain	C71.3	C79.31	-	D33.0	D43.0	D49.6
paroophoron	C57.1	C79.82	D07.39	D28.2	D39.8	D49.59
parotid (duct) (gland)	C07	C79.89	D00.00	D11.0	D37.030	D49.0
parovarium	C57.1	C79.82	D07.39	D28.2	D39.8	D49.59
patella	C40.2-	C79.51	-	-	-	-
peduncle, cerebral	C71.7	C79.31	-	D33.1	D43.1	D49.6
pelvirectal junction	C19	C78.5	D01.1	D12.7	D37.5	D49.0
pelvis, pelvic	C76.3	C79.89	D09.8	D36.7	D48.7	D49.89
bone	C41.4	C79.51	-	D16.8	D48.0	D49.2
floor	C76.3	C79.89	D09.8	D36.7	D48.7	D49.89
renal	C65.-	C79.0-	D09.19	D30.1-	D41.1-	D49.51-
viscera	C76.3	C79.89	D09.8	D36.7	D48.7	D49.89
wall	C76.3	C79.89	D09.8	D36.7	D48.7	D49.89
pelvo-abdominal	C76.8	C79.89	D09.8	D36.7	D48.7	D49.89
penis	C60.9	C79.82	D07.4	D29.0	D40.8	D49.59
body	C60.2	C79.82	D07.4	D29.0	D40.8	D49.59
corpus (cavernosum)	C60.2	C79.82	D07.4	D29.0	D40.8	D49.59
glans	C60.1	C79.82	D07.4	D29.0	D40.8	D49.59
overlapping sites	C60.8	-	-	-	-	-
skin NEC	C60.9	C79.82	D07.4	D29.0	D40.8	D49.59
periadrenal (tissue)	C48.0	C78.6	-	D20.0	D48.3	D49.0

Neoplasm	Malignant Primary	Malignant Secondary	Ca in situ	Benign	Uncertain Behavior	Unspecified Behavior
perianal (skin) (*see also* Neoplasm, anus, skin)	C44.500	C79.2	D04.5	D23.5	D48.5	D49.2
pericardium	C38.0	C79.89	-	D15.1	D48.7	D49.89
perinephric	C48.0	C78.6	-	D20.0	D48.3	D49.0
perineum	C76.3	C79.89	D09.8	D36.7	D48.7	D49.89
periodontal tissue NEC	C03.9	C79.89	D00.03	D10.39	D37.09	D49.0
periosteum — *see* Neoplasm, bone						
peripancreatic	C48.0	C78.6	-	D20.0	D48.3	D49.0
peripheral nerve NEC	C47.9	C79.89	-	D36.10	D48.2	D49.2
perirectal (tissue)	C76.3	C79.89	-	D36.7	D48.7	D49.89
perirenal (tissue)	C48.0	C78.6	-	D20.0	D48.3	D49.0
peritoneum, peritoneal (cavity)	C48.2	C78.6	-	D20.1	D48.4	D49.0
benign mesothelial tissue — *see* Mesothelioma, benign						
overlapping lesion	C48.8	-	-	-	-	-
with digestive organs	C26.9	-	-	-	-	-
parietal	C48.1	C78.6	-	D20.1	D48.4	D49.0
pelvic	C48.1	C78.6	-	D20.1	D48.4	D49.0
specified part NEC	C48.1	C78.6	-	D20.1	D48.4	D49.0
peritonsillar (tissue)	C76.0	C79.89	D09.8	D36.7	D48.7	D49.89
periurethral tissue	C76.3	C79.89	-	D36.7	D48.7	D49.89
phalanges						
foot	C40.3-	C79.51	-	D16.3-	-	-
hand	C40.1-	C79.51	-	D16.1-	-	-
pharynx, pharyngeal	C14.0	C79.89	D00.08	D10.9	D37.05	D49.0
bursa	C11.1	C79.89	D00.08	D10.6	D37.05	D49.0
fornix	C11.3	C79.89	D00.08	D10.6	D37.05	D49.0
recess	C11.2	C79.89	D00.08	D10.6	D37.05	D49.0
region	C14.0	C79.89	D00.08	D10.9	D37.05	D49.0

Neoplasm	Malignant Primary	Malignant Secondary	Ca in situ	Benign	Uncertain Behavior	Unspecified Behavior
region	C14.0	C79.89	D00.08	D10.9	D37.05	D49.0
tonsil	C11.1	C79.89	D00.08	D10.6	D37.05	D49.0
wall (lateral) (posterior)	C14.0	C79.89	D00.08	D10.9	D37.05	D49.0
pia mater	C70.9	C79.40	-	D32.9	D42.9	D49.7
cerebral	C70.0	C79.32	-	D32.0	D42.0	D49.7
cranial	C70.0	C79.32	-	D32.0	D42.0	D49.7
spinal	C70.1	C79.49	-	D32.1	D42.1	D49.7
pillars of fauces	C09.1	C79.89	D00.08	D10.5	D37.05	D49.0
pineal (body) (gland)	C75.3	C79.89	D09.3	D35.4	D44.5	D49.7
pinna (ear) NEC (*see also* Neoplasm, skin, ear)	C44.20-	C79.2	D04.2-	D23.2-	D48.5	D49.2
piriform fossa or sinus	C12	C79.89	D00.08	D10.7	D37.05	D49.0
pituitary (body) (fossa) (gland) (lobe)	C75.1	C79.89	D09.3	D35.2	D44.3	D49.7
placenta	C58	C79.82	D07.0	D26.7	D39.2	D49.59
pleura, pleural (cavity)	C38.4	C78.2	-	D19.0	D38.2	D49.1
overlapping lesion with heart or mediastinum	C38.8	-	-	-	-	-
parietal	C38.4	C78.2	-	D19.0	D38.2	D49.1
visceral	C38.4	C78.2	-	D19.0	D38.2	D49.1
plexus						
brachial	C47.1-	C79.89	-	D36.12	D48.2	D49.2
cervical	C47.0	C79.89	-	D36.11	D48.2	D49.2
choroid	C71.5	C79.31	-	D33.0	D43.0	D49.6
lumbosacral	C47.5	C79.89	-	D36.16	D48.2	D49.2
sacral	C47.5	C79.89	-	D36.16	D48.2	D49.2
pluriendocrine	C75.8	C79.89	D09.3	D35.7	D44.9	D49.7
pole						
frontal	C71.1	C79.31	-	D33.0	D43.0	D49.6

Neoplasm	Malignant Primary	Malignant Secondary	Ca in situ	Benign	Uncertain Behavior	Unspecified Behavior
occipital	C71.4	C79.31	-	D33.0	D43.0	D49.6
pons (varolii)	C71.7	C79.31	-	D33.1	D43.1	D49.6
popliteal fossa or space	C76.5-	C79.89	D04.7-	D36.7	D48.7	D49.89
postcricoid (region)	C13.0	C79.89	D00.08	D10.7	D37.05	D49.0
posterior fossa (cranial)	C71.9	C79.31	-	D33.2	D43.2	D49.6
postnasal space	C11.9	C79.89	D00.08	D10.6	D37.05	D49.0
prepuce	C60.0	C79.82	D07.4	D29.0	D40.8	D49.59
prepylorus	C16.4	C78.89	D00.2	D13.1	D37.1	D49.0
presacral (region)	C76.3	C79.89	-	D36.7	D48.7	D49.89
prostate (gland)	C61	C79.82	D07.5	D29.1	D40.0	D49.59
utricle	C68.0	C79.19	D09.19	D30.4	D41.3	D49.59
pterygoid fossa	C49.0	C79.89	-	D21.0	D48.1-	D49.2
pubic bone	C41.4	C79.51	-	D16.8	D48.0	D49.2
pudenda, pudendum (female)	C51.9	C79.82	D07.1	D28.0	D39.8	D49.59
pulmonary (*see also* Neoplasm, lung)	C34.9-	C78.0-	D02.2-	D14.3-	D38.1	D49.1
putamen	C71.0	C79.31	-	D33.0	D43.0	D49.6
pyloric						
antrum	C16.3	C78.89	D00.2	D13.1	D37.1	D49.0
canal	C16.4	C78.89	D00.2	D13.1	D37.1	D49.0
pylorus	C16.4	C78.89	D00.2	D13.1	D37.1	D49.0
pyramid (brain)	C71.7	C79.31	-	D33.1	D43.1	D49.6
pyriform fossa or sinus	C12	C79.89	D00.08	D10.7	D37.05	D49.0
radius (any part)	C40.0-	C79.51	-	D16.0-	-	-
Rathke's pouch	C75.1	C79.89	D09.3	D35.2	D44.3	D49.7
rectosigmoid (junction)	C19	C78.5	D01.1	D12.7	D37.5	D49.0
overlapping lesion with anus or rectum	C21.8	-	-	-	-	-
rectouterine pouch	C48.1	C78.6	-	D20.1	D48.4	D49.0

Neoplasm	Malignant Primary	Malignant Secondary	Ca in situ	Benign	Uncertain Behavior	Unspecified Behavior
rectovaginal septum or wall	C76.3	C79.89	D09.8	D36.7	D48.7	D49.89
rectovesical septum	C76.3	C79.89	D09.8	D36.7	D48.7	D49.89
rectum (ampulla)	C20	C78.5	D01.2	D12.8	D37.5	D49.0
and colon	C19	C78.5	D01.1	D12.7	D37.5	D49.0
overlapping lesion with anus or rectosigmoid junction	C21.8	-	-	-	-	-
renal	C64.-	C79.0-	D09.19	D30.0-	D41.0-	D49.51-
calyx	C65.-	C79.0-	D09.19	D30.1-	D41.1-	D49.51-
hilus	C65.-	C79.0-	D09.19	D30.1-	D41.1-	D49.51-
parenchyma	C64.-	C79.0-	D09.19	D30.0-	D41.0-	D49.51-
pelvis	C65.-	C79.0-	D09.19	D30.1-	D41.1-	D49.51-
respiratory						
organs or system NEC	C39.9	C78.30	D02.4	D14.4	D38.6	D49.1
tract NEC	C39.9	C78.30	D02.4	D14.4	D38.5	D49.1
upper	C39.0	C78.30	D02.4	D14.4	D38.5	D49.1
retina	C69.2-	C79.49	D09.2-	D31.2-	D48.7	D49.81
retrobulbar	C69.6-	C79.49	-	D31.6-	D48.7	D49.89
retrocecal	C48.0	C78.6	-	D20.0	D48.3	D49.0
retromolar (area) (triangle) (trigone)	C06.2	C79.89	D00.00	D10.39	D37.09	D49.0
retro-orbital	C76.0	C79.89	D09.8	D36.7	D48.7	D49.89
retroperitoneal (space) (tissue)	C48.0	C78.6	-	D20.0	D48.3	D49.0
retroperitoneum	C48.0	C78.6	-	D20.0	D48.3	D49.0
retropharyngeal	C14.0	C79.89	D00.08	D10.9	D37.05	D49.0
retrovesical (septum)	C76.3	C79.89	D09.8	D36.7	D48.7	D49.89
rhinencephalon	C71.0	C79.31	-	D33.0	D43.0	D49.6
rib	C41.3	C79.51	-	D16.7	D48.0	D49.2
Rosenmuller's fossa	C11.2	C79.89	D00.08	D10.6	D37.05	D49.0
round ligament	C57.2	C79.82	-	D28.2	D39.8	D49.59

Neoplasm	Malignant Primary	Malignant Secondary	Ca in situ	Benign	Uncertain Behavior	Unspecified Behavior
sacrococcyx, sacrococcygeal	C41.4	C79.51	-	D16.8	D48.0	D49.2
region	C76.3	C79.89	D09.8	D36.7	D48.7	D49.89
sacrouterine ligament	C57.3	C79.82	-	D28.2	D39.8	D49.59
sacrum, sacral (vertebra)	C41.4	C79.51	-	D16.8	D48.0	D49.2
salivary gland or duct (major)	C08.9	C79.89	D00.00	D11.9	D37.039	D49.0
minor NEC	C06.9	C79.89	D00.00	D10.39	D37.04	D49.0
overlapping lesion	C08.9	-	-	-	-	-
parotid	C07	C79.89	D00.00	D11.0	D37.030	D49.0
pluriglandular	C08.9	C79.89	D00.00	D11.9	D37.039	D49.0
sublingual	C08.1	C79.89	D00.00	D11.7	D37.031	D49.0
submandibular	C08.0	C79.89	D00.00	D11.7	D37.032	D49.0
submaxillary	C08.0	C79.89	D00.00	D11.7	D37.032	D49.0
salpinx (uterine)	C57.0-	C79.82	D07.39	D28.2	D39.8	D49.59
Santorini's duct	C25.3	C78.89	D01.7	D13.6	D37.8	D49.0
scalp	C44.40	C79.2	D04.4	D23.4	D48.5	D49.2
basal cell carcinoma	C44.41	-	-	-	-	-
specified type NEC	C44.49	-	-	-	-	-
squamous cell carcinoma	C44.42	-	-	-	-	-
scapula (any part)	C40.0-	C79.51	-	D16.0-	-	-
scapular region	C76.1	C79.89	D09.8	D36.7	D48.7	D49.89
scar NEC (*see also* Neoplasm, skin, by site)	C44.90	C79.2	D04.9	D23.9	D48.5	D49.2
sciatic nerve	C47.2-	C79.89	-	D36.13	D48.2	D49.2
sclera	C69.4-	C79.49	D09.2-	D31.4-	D48.7	D49.89
scrotum (skin)	C63.2	C79.82	D07.61	D29.4	D40.8	D49.59
sebaceous gland — *see* Neoplasm, skin						
sella turcica	C75.1	C79.89	D09.3	D35.2	D44.3	D49.7
bone	C41.0	C79.51	-	D16.4-	D48.0	D49.2

Neoplasm	Malignant Primary	Malignant Secondary	Ca in situ	Benign	Uncertain Behavior	Unspecified Behavior
ethmoidal	C31.1	C78.39	D02.3	D14.0	D38.5	D49.1
frontal	C31.2	C78.39	D02.3	D14.0	D38.5	D49.1
maxillary	C31.0	C78.39	D02.3	D14.0	D38.5	D49.1
nasal, paranasal NEC	C31.9	C78.39	D02.3	D14.0	D38.5	D49.1
overlapping lesion	C31.8	-	-	-	-	-
pyriform	C12	C79.89	D00.08	D10.7	D37.05	D49.0
sphenoid	C31.3	C78.39	D02.3	D14.0	D38.5	D49.1
skeleton, skeletal NEC	C41.9	C79.51	-	D16.9-	D48.0	D49.2
Skene's gland	C68.1	C79.19	D09.19	D30.8	D41.8	D49.59
skin NOS	C44.90	C79.2	D04.9	D23.9	D48.5	D49.2
abdominal wall	C44.509	C79.2	D04.5	D23.5	D48.5	D49.2
basal cell carcinoma	C44.519	-	-	-	-	-
specified type NEC	C44.599	-	-	-	-	-
squamous cell carcinoma	C44.529	-	-	-	-	-
ala nasi (*see also* Neoplasm, nose, skin)	C44.301	C79.2	D04.39	D23.39	D48.5	D49.2
ankle (*see also* Neoplasm, skin, limb, lower)	C44.70-	C79.2	D04.7-	D23.7-	D48.5	D49.2
antecubital space (*see also* Neoplasm, skin, limb, upper)	C44.60-	C79.2	D04.6-	D23.6-	D48.5	D49.2
anus	C44.500	C79.2	D04.5	D23.5	D48.5	D49.2
basal cell carcinoma	C44.510	-	-	-	-	-
specified type NEC	C44.590	-	-	-	-	-
squamous cell carcinoma	C44.520	-	-	-	-	-
arm (*see also* Neoplasm, skin, limb, upper)	C44.60-	C79.2	D04.6-	D23.6-	D48.5	D49.2
auditory canal (external) (*see also* Neoplasm, skin, ear)	C44.20-	C79.2	D04.2-	D23.2-	D48.5	D49.2
auricle (ear) (*see also* Neoplasm, skin, ear)	C44.20-	C79.2	D04.2-	D23.2-	D48.5	D49.2
auricular canal (external) (*see also* Neoplasm, skin, ear)	C44.20-	C79.2	D04.2-	D23.2-	D48.5	D49.2
axilla, axillary fold (*see also* Neoplasm, skin, trunk)	C44.509	C79.2	D04.5	D23.5	D48.5	D49.2
back (*see also* Neoplasm, skin, trunk)	C44.509	C79.2	D04.5	D23.5	D48.5	D49.2

Neoplasm	Malignant Primary	Malignant Secondary	Ca in situ	Benign	Uncertain Behavior	Unspecified Behavior
basal cell carcinoma	C44.91	-	-	-	-	-
breast	C44.501	C79.2	D04.5	D23.5	D48.5	D49.2
basal cell carcinoma	C44.511	-	-	-	-	-
specified type NEC	C44.591	-	-	-	-	-
squamous cell carcinoma	C44.521	-	-	-	-	-
brow (*see also* Neoplasm, skin, face)	C44.309	C79.2	D04.39	D23.39	D48.5	D49.2
buttock (*see also* Neoplasm, skin, trunk)	C44.509	C79.2	D04.5	D23.5	D48.5	D49.2
calf (*see also* Neoplasm, skin, limb, lower)	C44.70-	C79.2	D04.7-	D23.7-	D48.5	D49.2
canthus (eye) (inner) (outer)	C44.10-	C79.2	D04.1-	D23.1-	D48.5	D49.2
basal cell carcinoma	C44.11-	-	-	-	-	-
sebaceous cell	C44.13-	-	-	-	-	-
specified type NEC	C44.19-	-	-	-	-	-
squamous cell carcinoma	C44.12-	-	-	-	-	-
cervical region (*see also* Neoplasm, skin, neck)	C44.40	C79.2	D04.4	D23.4	D48.5	D49.2
cheek (external) (*see also* Neoplasm, skin, face)	C44.309	C79.2	D04.39	D23.39	D48.5	D49.2
chest (wall) (*see also* Neoplasm, skin, trunk)	C44.509	C79.2	D04.5	D23.5	D48.5	D49.2
chin (*see also* Neoplasm, skin, face)	C44.309	C79.2	D04.39	D23.39	D48.5	D49.2
clavicular area (*see also* Neoplasm, skin, trunk)	C44.509	C79.2	D04.5	D23.5	D48.5	D49.2
clitoris	C51.2	C79.82	D07.1	D28.0	D39.8	D49.59
columnella (*see also* Neoplasm, skin, face)	C44.309	C79.2	D04.39	D23.39	D48.5	D49.2
concha (*see also* Neoplasm, skin, ear)	C44.20-	C79.2	D04.2-	D23.2-	D48.5	D49.2
ear (external)	C44.20-	C79.2	D04.2-	D23.2-	D48.5	D49.2
basal cell carcinoma	C44.21-	-	-	-	-	-
specified type NEC	C44.29-	-	-	-	-	-
squamous cell carcinoma	C44.22-	-	-	-	-	-
elbow (*see also* Neoplasm, skin, limb, upper)	C44.60-	C79.2	D04.6-	D23.6-	D48.5	D49.2
eyebrow (*see also* Neoplasm, skin, face)	C44.309	C79.2	D04.39	D23.39	D48.5	D49.2

Neoplasm	Malignant Primary	Malignant Secondary	Ca in situ	Benign	Uncertain Behavior	Unspecified Behavior
eyelid	C44.10-	C79.2	D04.1-	D23.1-	D48.5	D49.2
basal cell carcinoma	C44.11-	-	-	-	-	-
sebaceous cell	C44.13-	-	-	-	-	-
specified type NEC	C44.19-	-	-	-	-	-
squamous cell carcinoma	C44.12-	-	-	-	-	-
face NOS	C44.300	C79.2	D04.30	D23.30	D48.5	D49.2
basal cell carcinoma	C44.310	-	-	-	-	-
specified type NEC	C44.390	-	-	-	-	-
squamous cell carcinoma	C44.320	-	-	-	-	-
female genital organs (external)	C51.9	C79.82	D07.1	D28.0	D39.8	D49.59
clitoris	C51.2	C79.82	D07.1	D28.0	D39.8	D49.59
labium NEC	C51.9	C79.82	D07.1	D28.0	D39.8	D49.59
majus	C51.0	C79.82	D07.1	D28.0	D39.8	D49.59
minus	C51.1	C79.82	D07.1	D28.0	D39.8	D49.59
pudendum	C51.9	C79.82	D07.1	D28.0	D39.8	D49.59
vulva	C51.9	C79.82	D07.1	D28.0	D39.8	D49.59
finger (*see also* Neoplasm, skin, limb, upper)	C44.60-	C79.2	D04.6-	D23.6-	D48.5	D49.2
flank (*see also* Neoplasm, skin, trunk)	C44.509	C79.2	D04.5	D23.5	D48.5	D49.2
foot (*see also* Neoplasm, skin, limb, lower)	C44.70-	C79.2	D04.7-	D23.7-	D48.5	D49.2
forearm (*see also* Neoplasm, skin, limb, upper)	C44.60-	C79.2	D04.6-	D23.6-	D48.5	D49.2
forehead (*see also* Neoplasm, skin, face)	C44.309	C79.2	D04.39	D23.39	D48.5	D49.2
glabella (*see also* Neoplasm, skin, face)	C44.309	C79.2	D04.39	D23.39	D48.5	D49.2
gluteal region (*see also* Neoplasm, skin, trunk)	C44.509	C79.2	D04.5	D23.5	D48.5	D49.2
groin (*see also* Neoplasm, skin, trunk)	C44.509	C79.2	D04.5	D23.5	D48.5	D49.2
hand (*see also* Neoplasm, skin, limb, upper)	C44.60-	C79.2	D04.6-	D23.6-	D48.5	D49.2

Neoplasm	Malignant Primary	Malignant Secondary	Ca in situ	Benign	Uncertain Behavior	Unspecified Behavior
head NEC (*see also* Neoplasm, skin, scalp)	C44.40	C79.2	D04.4	D23.4	D48.5	D49.2
heel (*see also* Neoplasm, skin, limb, lower)	C44.70-	C79.2	D04.7-	D23.7-	D48.5	D49.2
helix (*see also* Neoplasm, skin, ear)	C44.20-	C79.2	D04.2-	D23.2-	D48.5	D49.2
hip (*see also* Neoplasm, skin, limb, lower)	C44.70-	C79.2	D04.7-	D23.7-	D48.5	D49.2
infraclavicular region (*see also* Neoplasm, skin, trunk)	C44.509	C79.2	D04.5	D23.5	D48.5	D49.2
inguinal region (*see also* Neoplasm, skin, trunk)	C44.509	C79.2	D04.5	D23.5	D48.5	D49.2
jaw (*see also* Neoplasm, skin, face)	C44.309	C79.2	D04.39	D23.39	D48.5	D49.2
Kaposi's sarcoma — *see* Kaposi's, sarcoma, skin						
knee (*see also* Neoplasm, skin, limb, lower)	C44.70-	C79.2	D04.7-	D23.7-	D48.5	D49.2
labia						
majora	C51.0	C79.82	D07.1	D28.0	D39.8	D49.59
minora	C51.1	C79.82	D07.1	D28.0	D39.8	D49.59
leg (*see also* Neoplasm, skin, limb, lower)	C44.70-	C79.2	D04.7-	D23.7-	D48.5	D49.2
lid (lower) (upper)	C44.10-	C79.2	D04.1-	D23.1-	D48.5	D49.2
basal cell carcinoma	C44.11-	-	-	-	-	-
sebaceous cell	C44.13-	-	-	-	-	-
specified type NEC	C44.19-	-	-	-	-	-
squamous cell carcinoma	C44.12-	-	-	-	-	-
limb NEC	C44.90	C79.2	D04.9	D23.9	D48.5	D49.2
basal cell carcinoma	C44.91	-	-	-	-	-
lower	C44.70-	C79.2	D04.7-	D23.7-	D48.5	D49.2
basal cell carcinoma	C44.71-	-	-	-	-	-
specified type NEC	C44.79-	-	-	-	-	-
squamous cell carcinoma	C44.72-	-	-	-	-	-
upper	C44.60-	C79.2	D04.6-	D23.6-	D48.5	D49.2

Neoplasm	Malignant Primary	Malignant Secondary	Ca in situ	Benign	Uncertain Behavior	Unspecified Behavior
basal cell carcinoma	C44.61-	-	-	-	-	-
specified type NEC	C44.69-	-	-	-	-	-
squamous cell carcinoma	C44.62-	-	-	-	-	-
lip (lower) (upper)	C44.00	C79.2	D04.0	D23.0	D48.5	D49.2
basal cell carcinoma	C44.01	-	-	-	-	-
specified type NEC	C44.09	-	-	-	-	-
squamous cell carcinoma	C44.02	-	-	-	-	-
male genital organs	C63.9	C79.82	D07.60	D29.9	D40.8	D49.59
penis	C60.9	C79.82	D07.4	D29.0	D40.8	D49.59
prepuce	C60.0	C79.82	D07.4	D29.0	D40.8	D49.59
scrotum	C63.2	C79.82	D07.61	D29.4	D40.8	D49.59
mastectomy site (skin) (*see also* Neoplasm, skin, breast)	C44.501	C79.2	-	-	-	-
specified as breast tissue	C50.8-	C79.81	-	-	-	-
meatus, acoustic (external) (*see also* Neoplasm, skin, ear)	C44.20-	C79.2	D04.2-	D23.2-	D48.5	D49.2
melanotic — *see* Melanoma						
Merkel cell — *see* Carcinoma, Merkel cell						
nates (*see also* Neoplasm, skin, trunk)	C44.509	C79.2	D04.5	D23.5	D48.5	D49.2
neck	C44.40	C79.2	D04.4	D23.4	D48.5	D49.2
basal cell carcinoma	C44.41	-	-	-	-	-
specified type NEC	C44.49	-	-	-	-	-
squamous cell carcinoma	C44.42	-	-	-	-	-
nevus — *see* Nevus, skin						
nose (external) (*see also* Neoplasm, nose, skin)	C44.301	C79.2	D04.39	D23.39	D48.5	D49.2
overlapping lesion	C44.80	-	-	-	-	-
basal cell carcinoma	C44.81	-	-	-	-	-
specified type NEC	C44.89	-	-	-	-	-
squamous cell carcinoma	C44.82	-	-	-	-	-

Neoplasm	Malignant Primary	Malignant Secondary	Ca in situ	Benign	Uncertain Behavior	Unspecified Behavior
penis NEC	C60.9	C79.82	D07.4	D29.0	D40.8	D49.59
perianal (*see also* Neoplasm, skin, anus)	C44.500	C79.2	D04.5	D23.5	D48.5	D49.2
perineum (*see also* Neoplasm, skin, anus)	C44.500	C79.2	D04.5	D23.5	D48.5	D49.2
pinna (*see also* Neoplasm, skin, ear)	C44.20-	C79.2	D04.2-	D23.2-	D48.5	D49.2
plantar (*see also* Neoplasm, skin, limb, lower)	C44.70-	C79.2	D04.7-	D23.7-	D48.5	D49.2
popliteal fossa or space (*see also* Neoplasm, skin, limb, lower)	C44.70-	C79.2	D04.7-	D23.7-	D48.5	D49.2
prepuce	C60.0	C79.82	D07.4	D29.0	D40.8	D49.59
pubes (*see also* Neoplasm, skin, trunk)	C44.509	C79.2	D04.5	D23.5	D48.5	D49.2
sacrococcygeal region (*see also* Neoplasm, skin, trunk)	C44.509	C79.2	D04.5	D23.5	D48.5	D49.2
scalp	C44.40	C79.2	D04.4	D23.4	D48.5	D49.2
basal cell carcinoma	C44.41	-	-	-	-	-
specified type NEC	C44.49	-	-	-	-	-
squamous cell carcinoma	C44.42	-	-	-	-	-
scapular region (*see also* Neoplasm, skin, trunk)	C44.509	C79.2	D04.5	D23.5	D48.5	D49.2
scrotum	C63.2	C79.82	D07.61	D29.4	D40.8	D49.59
shoulder (*see also* Neoplasm, skin, limb, upper)	C44.60-	C79.2	D04.6-	D23.6-	D48.5	D49.2
sole (foot) (*see also* Neoplasm, skin, limb, lower)	C44.70-	C79.2	D04.7-	D23.7-	D48.5	D49.2
specified sites NEC	C44.80	C79.2	D04.8	D23.9	D48.5	D49.2
basal cell carcinoma	C44.81	-	-	-	-	-
specified type NEC	C44.89	-	-	-	-	-
squamous cell carcinoma	C44.82	-	-	-	-	-
specified type NEC	C44.99	-	-	-	-	-
squamous cell carcinoma	C44.92	-	-	-	-	-
submammary fold (*see also* Neoplasm, skin, trunk)	C44.509	C79.2	D04.5	D23.5	D48.5	D49.2

Neoplasm	Malignant Primary	Malignant Secondary	Ca in situ	Benign	Uncertain Behavior	Unspecified Behavior
supraclavicular region (*see also* Neoplasm, skin, neck)	C44.40	C79.2	D04.4	D23.4	D48.5	D49.2
temple (*see also* Neoplasm, skin, face)	C44.309	C79.2	D04.39	D23.39	D48.5	D49.2
thigh (*see also* Neoplasm, skin, limb, lower)	C44.70-	C79.2	D04.7-	D23.7-	D48.5	D49.2
thoracic wall (*see also* Neoplasm, skin, trunk)	C44.509	C79.2	D04.5	D23.5	D48.5	D49.2
thumb (*see also* Neoplasm, skin, limb, upper)	C44.60-	C79.2	D04.6-	D23.6-	D48.5	D49.2
toe (*see also* Neoplasm, skin, limb, lower)	C44.70-	C79.2	D04.7-	D23.7-	D48.5	D49.2
tragus (*see also* Neoplasm, skin, ear)	C44.20-	C79.2	D04.2-	D23.2-	D48.5	D49.2
trunk	C44.509	C79.2	D04.5	D23.5	D48.5	D49.2
basal cell carcinoma	C44.519	-	-	-	-	-
specified type NEC	C44.599	-	-	-	-	-
squamous cell carcinoma	C44.529	-	-	-	-	-
umbilicus (*see also* Neoplasm, skin, trunk)	C44.509	C79.2	D04.5	D23.5	D48.5	D49.2
vulva	C51.9	C79.82	D07.1	D28.0	D39.8	D49.59
overlapping lesion	C51.8	-	-	-	-	-
wrist (*see also* Neoplasm, skin, limb, upper)	C44.60-	C79.2	D04.6-	D23.6-	D48.5	D49.2
skull	C41.0	C79.51	-	D16.4-	D48.0	D49.2
soft parts or tissues — *see* Neoplasm, connective tissue						
specified site NEC	C76.8	C79.89	D09.8	D36.7	D48.7	D49.89
spermatic cord	C63.1-	C79.82	D07.69	D29.8	D40.8	D49.59
sphenoid	C31.3	C78.39	D02.3	D14.0	D38.5	D49.1
bone	C41.0	C79.51	-	D16.4-	D48.0	D49.2
sinus	C31.3	C78.39	D02.3	D14.0	D38.5	D49.1
sphincter						
anal	C21.1	C78.5	D01.3	D12.9	D37.8	D49.0
of Oddi	C24.0	C78.89	D01.5	D13.5	D37.6	D49.0
spine, spinal (column)	C41.2	C79.51	-	D16.6	D48.0	D49.2

Neoplasm	Malignant Primary	Malignant Secondary	Ca in situ	Benign	Uncertain Behavior	Unspecified Behavior
spine, spinal (column)	C41.2	C79.51	-	D16.6	D48.0	D49.2
bulb	C71.7	C79.31	-	D33.1	D43.1	D49.6
coccyx	C41.4	C79.51	-	D16.8	D48.0	D49.2
cord (cervical) (lumbar) (sacral) (thoracic)	C72.0	C79.49	-	D33.4	D43.4	D49.7
dura mater	C70.1	C79.49	-	D32.1	D42.1	D49.7
lumbosacral	C41.2	C79.51	-	D16.6	D48.0	D49.2
marrow NEC	C96.9	C79.52	-	-	D47.9	D49.89
membrane	C70.1	C79.49	-	D32.1	D42.1	D49.7
meninges	C70.1	C79.49	-	D32.1	D42.1	D49.7
nerve (root)	C47.9	C79.89	-	D36.10	D48.2	D49.2
pia mater	C70.1	C79.49	-	D32.1	D42.1	D49.7
root	C47.9	C79.89	-	D36.10	D48.2	D49.2
sacrum	C41.4	C79.51	-	D16.8	D48.0	D49.2
spleen, splenic NEC	C26.1	C78.89	D01.7	D13.99	D37.8	D49.0
flexure (colon)	C18.5	C78.5	D01.0	D12.3	D37.4	D49.0
stem, brain	C71.7	C79.31	-	D33.1	D43.1	D49.6
Stensen's duct	C07	C79.89	D00.00	D11.0	D37.030	D49.0
sternum	C41.3	C79.51	-	D16.7	D48.0	D49.2
stomach	C16.9	C78.89	D00.2	D13.1	D37.1	D49.0
antrum (pyloric)	C16.3	C78.89	D00.2	D13.1	D37.1	D49.0
body	C16.2	C78.89	D00.2	D13.1	D37.1	D49.0
cardia	C16.0	C78.89	D00.2	D13.1	D37.1	D49.0
cardiac orifice	C16.0	C78.89	D00.2	D13.1	D37.1	D49.0
corpus	C16.2	C78.89	D00.2	D13.1	D37.1	D49.0
fundus	C16.1	C78.89	D00.2	D13.1	D37.1	D49.0
greater curvature NEC	C16.6	C78.89	D00.2	D13.1	D37.1	D49.0

Neoplasm	Malignant Primary	Malignant Secondary	Ca in situ	Benign	Uncertain Behavior	Unspecified Behavior
lesser curvature NEC	C16.5	C78.89	D00.2	D13.1	D37.1	D49.0
overlapping lesion	C16.8	-	-	-	-	-
prepylorus	C16.4	C78.89	D00.2	D13.1	D37.1	D49.0
pylorus	C16.4	C78.89	D00.2	D13.1	D37.1	D49.0
wall NEC	C16.9	C78.89	D00.2	D13.1	D37.1	D49.0
anterior NEC	C16.8	C78.89	D00.2	D13.1	D37.1	D49.0
posterior NEC	C16.8	C78.89	D00.2	D13.1	D37.1	D49.0
stroma, endometrial	C54.1	C79.82	D07.0	D26.1	D39.0	D49.59
stump, cervical	C53.8	C79.82	D06.7	D26.0	D39.0	D49.59
subcutaneous (nodule) (tissue) NEC — *see* Neoplasm, connective tissue						
subdural	C70.9	C79.32	-	D32.9	D42.9	D49.7
subglottis, subglottic	C32.2	C78.39	D02.0	D14.1	D38.0	D49.1
sublingual	C04.9	C79.89	D00.06	D10.2	D37.09	D49.0
gland or duct	C08.1	C79.89	D00.00	D11.7	D37.031	D49.0
submandibular gland	C08.0	C79.89	D00.00	D11.7	D37.032	D49.0
submaxillary gland or duct	C08.0	C79.89	D00.00	D11.7	D37.032	D49.0
submental	C76.0	C79.89	D09.8	D36.7	D48.7	D49.89
subpleural	C34.9-	C78.0-	D02.2-	D14.3-	D38.1	D49.1
substernal	C38.1	C78.1	-	D15.2	D38.3	D49.89
sudoriferous, sudoriparous gland, site unspecified	C44.90	C79.2	D04.9	D23.9	D48.5	D49.2
specified site — *see* Neoplasm, skin						
supraclavicular region	C76.0	C79.89	D09.8	D36.7	D48.7	D49.89
supraglottis	C32.1	C78.39	D02.0	D14.1	D38.0	D49.1

Neoplasm	Malignant Primary	Malignant Secondary	Ca in situ	Benign	Uncertain Behavior	Unspecified Behavior
suprarenal	C74.9-	C79.7-	D09.3	D35.0-	D44.1-	D49.7
capsule	C74.9-	C79.7-	D09.3	D35.0-	D44.1-	D49.7
cortex	C74.0-	C79.7-	D09.3	D35.0-	D44.1-	D49.7
gland	C74.9-	C79.7-	D09.3	D35.0-	D44.1-	D49.7
medulla	C74.1-	C79.7-	D09.3	D35.0-	D44.1-	D49.7
suprasellar (region)	C71.9	C79.31	-	D33.2	D43.2	D49.6
supratentorial (brain) NEC	C71.0	C79.31	-	D33.0	D43.0	D49.6
sweat gland (apocrine) (eccrine), site unspecified	C44.90	C79.2	D04.9	D23.9	D48.5	D49.2
specified site — *see* Neoplasm, skin						
sympathetic nerve or nervous system NEC	C47.9	C79.89	-	D36.10	D48.2	D49.2
symphysis pubis	C41.4	C79.51	-	D16.8	D48.0	D49.2
synovial membrane — *see* Neoplasm, connective tissue						
tapetum, brain	C71.8	C79.31	-	D33.2	D43.2	D49.6
tarsus (any bone)	C40.3-	C79.51	-	D16.3-	-	-
temple (skin) (*see also* Neoplasm, skin, face)	C44.309	C79.2	D04.39	D23.39	D48.5	D49.2
temporal						
bone	C41.0	C79.51	-	D16.4-	D48.0	D49.2
lobe or pole	C71.2	C79.31	-	D33.0	D43.0	D49.6
region	C76.0	C79.89	D09.8	D36.7	D48.7	D49.89
skin (*see also* Neoplasm, skin, face)	C44.309	C79.2	D04.39	D23.39	D48.5	D49.2
tendon (sheath) — *see* Neoplasm, connective tissue						
tentorium (cerebelli)	C70.0	C79.32	-	D32.0	D42.0	D49.7
testis, testes	C62.9-	C79.82	D07.69	D29.2-	D40.1-	D49.59
descended	C62.1-	C79.82	D07.69	D29.2-	D40.1-	D49.59
ectopic	C62.0-	C79.82	D07.69	D29.2-	D40.1-	D49.59
retained	C62.0-	C79.82	D07.69	D29.2-	D40.1-	D49.59

Neoplasm	Malignant Primary	Malignant Secondary	Ca in situ	Benign	Uncertain Behavior	Unspecified Behavior
scrotal	C62.1-	C79.82	D07.69	D29.2-	D40.1-	D49.59
undescended	C62.0-	C79.82	D07.69	D29.2-	D40.1-	D49.59
unspecified whether descended or undescended	C62.9-	C79.82	D07.69	D29.2-	D40.1-	D49.59
thalamus	C71.0	C79.31	-	D33.0	D43.0	D49.6
thigh NEC	C76.5-	C79.89	D04.7-	D36.7	D48.7	D49.89
thorax, thoracic (cavity) (organs NEC)	C76.1	C79.89	D09.8	D36.7	D48.7	D49.89
duct	C49.3	C79.89	-	D21.3	D48.1-	D49.2
wall NEC	C76.1	C79.89	D09.8	D36.7	D48.7	D49.89
throat	C14.0	C79.89	D00.08	D10.9	D37.05	D49.0
thumb NEC	C76.4-	C79.89	D04.6-	D36.7	D48.7	D49.89
thymus (gland)	C37	C79.89	D09.3	D15.0	D38.4	D49.89
thyroglossal duct	C73	C79.89	D09.3	D34	D44.0	D49.7
thyroid (gland)	C73	C79.89	D09.3	D34	D44.0	D49.7
cartilage	C32.3	C78.39	D02.0	D14.1	D38.0	D49.1
tibia (any part)	C40.2-	C79.51	-	D16.2-	-	-
toe NEC	C76.5-	C79.89	D04.7-	D36.7	D48.7	D49.89
tongue	C02.9	C79.89	D00.07	D10.1	D37.02	D49.0
anterior (two-thirds) NEC	C02.3	C79.89	D00.07	D10.1	D37.02	D49.0
dorsal surface	C02.0	C79.89	D00.07	D10.1	D37.02	D49.0
ventral surface	C02.2	C79.89	D00.07	D10.1	D37.02	D49.0
base (dorsal surface)	C01	C79.89	D00.07	D10.1	D37.02	D49.0
border (lateral)	C02.1	C79.89	D00.07	D10.1	D37.02	D49.0
dorsal surface NEC	C02.0	C79.89	D00.07	D10.1	D37.02	D49.0
fixed part NEC	C01	C79.89	D00.07	D10.1	D37.02	D49.0

Neoplasm	Malignant Primary	Malignant Secondary	Ca in situ	Benign	Uncertain Behavior	Unspecified Behavior
foramen cecum	C02.0	C79.89	D00.07	D10.1	D37.02	D49.0
frenulum linguae	C02.2	C79.89	D00.07	D10.1	D37.02	D49.0
junctional zone	C02.8	C79.89	D00.07	D10.1	D37.02	D49.0
margin (lateral)	C02.1	C79.89	D00.07	D10.1	D37.02	D49.0
midline NEC	C02.0	C79.89	D00.07	D10.1	D37.02	D49.0
mobile part NEC	C02.3	C79.89	D00.07	D10.1	D37.02	D49.0
overlapping lesion	C02.8	-	-	-	-	-
posterior (third)	C01	C79.89	D00.07	D10.1	D37.02	D49.0
root	C01	C79.89	D00.07	D10.1	D37.02	D49.0
surface (dorsal)	C02.0	C79.89	D00.07	D10.1	D37.02	D49.0
base	C01	C79.89	D00.07	D10.1	D37.02	D49.0
ventral	C02.2	C79.89	D00.07	D10.1	D37.02	D49.0
tip	C02.1	C79.89	D00.07	D10.1	D37.02	D49.0
tonsil	C02.4	C79.89	D00.07	D10.1	D37.02	D49.0
tonsil	C09.9	C79.89	D00.08	D10.4	D37.05	D49.0
fauces, faucial	C09.9	C79.89	D00.08	D10.4	D37.05	D49.0
lingual	C02.4	C79.89	D00.07	D10.1	D37.02	D49.0
overlapping sites	C09.8	-	-	-	-	-
palatine	C09.9	C79.89	D00.08	D10.4	D37.05	D49.0
pharyngeal	C11.1	C79.89	D00.08	D10.6	D37.05	D49.0
pillar (anterior) (posterior)	C09.1	C79.89	D00.08	D10.5	D37.05	D49.0
tonsillar fossa	C09.0	C79.89	D00.08	D10.5	D37.05	D49.0
tooth socket NEC	C03.9	C79.89	D00.03	D10.39	D37.09	D49.0
trachea (cartilage) (mucosa)	C33	C78.39	D02.1	D14.2	D38.1	D49.1
overlapping lesion with bronchus or lung	C34.8-	-	-	-	-	-
tracheobronchial	C34.8-	C78.39	D02.1	D14.2	D38.1	D49.1
overlapping lesion with lung	C34.8-	-	-	-	-	-

Neoplasm	Malignant Primary	Malignant Secondary	Ca in situ	Benign	Uncertain Behavior	Unspecified Behavior
tragus (*see also* Neoplasm, skin, ear)	C44.20-	C79.2	D04.2-	D23.2-	D48.5	D49.2
trunk NEC	C76.8	C79.89	D04.5	D36.7	D48.7	D49.89
tubo-ovarian	C57.8	C79.82	D07.39	D28.7	D39.8	D49.59
tunica vaginalis	C63.7	C79.82	D07.69	D29.8	D40.8	D49.59
turbinate (bone)	C41.0	C79.51	-	D16.4-	D48.0	D49.2
nasal	C30.0	C78.39	D02.3	D14.0	D38.5	D49.1
tympanic cavity	C30.1	C78.39	D02.3	D14.0	D38.5	D49.1
ulna (any part)	C40.0-	C79.51	-	D16.0-	-	-
umbilicus, umbilical (*see also* Neoplasm, skin, trunk)	C44.509	C79.2	D04.5	D23.5	D48.5	D49.2
uncus, brain	C71.2	C79.31	-	D33.0	D43.0	D49.6
unknown site or unspecified	C80.1	C79.9	D09.9	D36.9	D48.9	D49.9
urachus	C67.7	C79.11	D09.0	D30.3	D41.4	D49.4
ureter, ureteral	C66.-	C79.19	D09.19	D30.2-	D41.2-	D49.59
orifice (bladder)	C67.6	C79.11	D09.0	D30.3	D41.4	D49.4
ureter-bladder (junction)	C67.6	C79.11	D09.0	D30.3	D41.4	D49.4
urethra, urethral (gland)	C68.0	C79.19	D09.19	D30.4	D41.3	D49.59
orifice, internal	C67.5	C79.11	D09.0	D30.3	D41.4	D49.4
urethrovaginal (septum)	C57.9	C79.82	D07.30	D28.9	D39.8	D49.59
urinary organ or system	C68.9	C79.10	D09.10	D30.9	D41.9	D49.59
bladder — *see* Neoplasm, bladder						
overlapping lesion	C68.8	-	-	-	-	-
specified sites NEC	C68.8	C79.19	D09.19	D30.8	D41.8	D49.59
utero-ovarian	C57.8	C79.82	D07.39	D28.7	D39.8	D49.59
ligament	C57.1	C79.82	D07.39	D28.2	D39.8	D49.59
uterosacral ligament	C57.3	C79.82	-	D28.2	D39.8	D49.59
uterus, uteri, uterine	C55	C79.82	D07.0	D26.9	D39.0	D49.59
adnexa NEC	C57.4	C79.82	D07.39	D28.7	D39.8	D49.59

Neoplasm	Malignant Primary	Malignant Secondary	Ca in situ	Benign	Uncertain Behavior	Unspecified Behavior
body	C54.9	C79.82	D07.0	D26.1	D39.0	D49.59
cervix	C53.9	C79.82	D06.9	D26.0	D39.0	D49.59
cornu	C54.9	C79.82	D07.0	D26.1	D39.0	D49.59
corpus	C54.9	C79.82	D07.0	D26.1	D39.0	D49.59
endocervix (canal) (gland)	C53.0	C79.82	D06.0	D26.0	D39.0	D49.59
endometrium	C54.1	C79.82	D07.0	D26.1	D39.0	D49.59
exocervix	C53.1	C79.82	D06.1	D26.0	D39.0	D49.59
external os	C53.1	C79.82	D06.1	D26.0	D39.0	D49.59
fundus	C54.3	C79.82	D07.0	D26.1	D39.0	D49.59
internal os	C53.0	C79.82	D06.0	D26.0	D39.0	D49.59
isthmus	C54.0	C79.82	D07.0	D26.1	D39.0	D49.59
ligament	C57.3	C79.82	-	D28.2	D39.8	D49.59
broad	C57.1	C79.82	D07.39	D28.2	D39.8	D49.59
round	C57.2	C79.82	-	D28.2	D39.8	D49.59
lower segment	C54.0	C79.82	D07.0	D26.1	D39.0	D49.59
myometrium	C54.2	C79.82	D07.0	D26.1	D39.0	D49.59
overlapping sites	C54.8	-	-	-	-	-
squamocolumnar junction	C53.8	C79.82	D06.7	D26.0	D39.0	D49.59
tube	C57.0-	C79.82	D07.39	D28.2	D39.8	D49.59
utricle, prostatic	C68.0	C79.19	D09.19	D30.4	D41.3	D49.59
uveal tract	C69.4-	C79.49	D09.2-	D31.4-	D48.7	D49.89
uvula	C05.2	C79.89	D00.04	D10.39	D37.09	D49.0
vagina, vaginal (fornix) (vault) (wall)	C52	C79.82	D07.2	D28.1	D39.8	D49.59
vaginovesical	C57.9	C79.82	D07.30	D28.9	D39.9	D49.59
septum	C57.9	C79.82	D07.30	D28.9	D39.9	D49.59
vallecula (epiglottis)	C10.0	C79.89	D00.08	D10.5	D37.05	D49.0
vas deferens	C63.1-	C79.82	D07.69	D29.8	D40.8	D49.59

Neoplasm	Malignant Primary	Malignant Secondary	Ca in situ	Benign	Uncertain Behavior	Unspecified Behavior
vascular — *see* Neoplasm, connective tissue						
Vater's ampulla	C24.1	C78.89	D01.5	D13.5	D37.6	D49.0
vein, venous — *see* Neoplasm, connective tissue						
vena cava (abdominal) (inferior)	C49.4	C79.89	-	D21.4	D48.1-	D49.2
superior	C49.3	C79.89	-	D21.3	D48.1-	D49.2
ventricle (cerebral) (floor) (lateral) (third)	C71.5	C79.31	-	D33.0	D43.0	D49.6
cardiac (left) (right)	C38.0	C79.89	-	D15.1	D48.7	D49.89
fourth	C71.7	C79.31	-	D33.1	D43.1	D49.6
ventricular band of larynx	C32.1	C78.39	D02.0	D14.1	D38.0	D49.1
ventriculus — *see* Neoplasm, stomach						
vermillion border — *see* Neoplasm, lip						
vermis, cerebellum	C71.6	C79.31	-	D33.1	D43.1	D49.6
vertebra (column)	C41.2	C79.51	-	D16.6	D48.0	D49.2
coccyx	C41.4	C79.51	-	D16.8-	D48.0	D49.2
marrow NEC	C96.9	C79.52	-	-	D47.9	D49.89
sacrum	C41.4	C79.51	-	D16.8-	D48.0	D49.2
vesical — *see* Neoplasm, bladder						
vesicle, seminal	C63.7	C79.82	D07.69	D29.8	D40.8	D49.59
vesicocervical tissue	C57.9	C79.82	D07.30	D28.9	D39.9	D49.59
vesicorectal	C76.3	C79.82	D09.8	D36.7	D48.7	D49.89
vesicovaginal	C57.9	C79.82	D07.30	D28.9	D39.9	D49.59
septum	C57.9	C79.82	D07.30	D28.9	D39.8	D49.59
vessel (blood) — *see* Neoplasm, connective tissue						
vestibular gland, greater	C51.0	C79.82	D07.1	D28.0	D39.8	D49.59
vestibule						
mouth	C06.1	C79.89	D00.00	D10.39	D37.09	D49.0
nose	C30.0	C78.39	D02.3	D14.0	D38.5	D49.1
Virchow's gland	C77.0	C77.0	-	D36.0	D48.7	D49.89

Neoplasm	Malignant Primary	Malignant Secondary	Ca in situ	Benign	Uncertain Behavior	Unspecified Behavior
viscera NEC	C76.8	C79.89	D09.8	D36.7	D48.7	D49.89
vocal cords (true)	C32.0	C78.39	D02.0	D14.1	D38.0	D49.1
false	C32.1	C78.39	D02.0	D14.1	D38.0	D49.1
vomer	C41.0	C79.51	-	D16.4-	D48.0	D49.2
vulva	C51.9	C79.82	D07.1	D28.0	D39.8	D49.59
vulvovaginal gland	C51.0	C79.82	D07.1	D28.0	D39.8	D49.59
Waldeyer's ring	C14.2	C79.89	D00.08	D10.9	D37.05	D49.0
Wharton's duct	C08.0	C79.89	D00.00	D11.7	D37.032	D49.0
white matter (central) (cerebral)	C71.0	C79.31	-	D33.0	D43.0	D49.6
windpipe	C33	C78.39	D02.1	D14.2	D38.1	D49.1
Wirsung's duct	C25.3	C78.89	D01.7	D13.6	D37.8	D49.0
wolffian (body) (duct)						
female	C57.7	C79.82	D07.39	D28.7	D39.8	D49.59
male	C63.7	C79.82	D07.69	D29.8	D40.8	D49.59
womb — *see* Neoplasm, uterus						
wrist NEC	C76.4-	C79.89	D04.6-	D36.7	D48.7	D49.89
xiphoid process	C41.3	C79.51	-	D16.7	D48.0	D49.2
Zuckerkandl organ	C75.5	C79.89	-	D35.6	D44.7	D49.7

ICD-10-CM Table of Drugs and Chemicals

Substance	Poisoning, Accidental (unintentional)	Poisoning, Intentional self-harm	Poisoning, Assault	Poisoning, Undetermined	Adverse effect	Underdosing
1-propanol	T51.3X1	T51.3X2	T51.3X3	T51.3X4	–	–
2-propanol	T51.2X1	T51.2X2	T51.2X3	T51.2X4	–	–
2,4-D (dichlorophen-oxyacetic acid)	T60.3X1	T60.3X2	T60.3X3	T60.3X4	–	–
2,4-toluene diisocyanate	T65.0X1	T65.0X2	T65.0X3	T65.0X4	–	–
2,4,5-T (trichloro-phenoxyacetic acid)	T60.1X1	T60.1X2	T60.1X3	T60.1X4	–	–
3,4-methylenedioxymethamphetamine	T43.641	T43.642	T43.643	T43.644	–	–
14-hydroxydihydro-morphinone	T40.2X1	T40.2X2	T40.2X3	T40.2X4	T40.2X5	T40.2X6
A						
ABOB	T37.5X1	T37.5X2	T37.5X3	T37.5X4	T37.5X5	T37.5X6
Abrine	T62.2X1	T62.2X2	T62.2X3	T62.2X4	–	–
Abrus (seed)	T62.2X1	T62.2X2	T62.2X3	T62.2X4	–	–
Absinthe	T51.0X1	T51.0X2	T51.0X3	T51.0X4	–	–
beverage	T51.0X1	T51.0X2	T51.0X3	T51.0X4	–	–
Acaricide	T60.8X1	T60.8X2	T60.8X3	T60.8X4	–	–
Acebutolol	T44.7X1	T44.7X2	T44.7X3	T44.7X4	T44.7X5	T44.7X6
Acecarbromal	T42.6X1	T42.6X2	T42.6X3	T42.6X4	T42.6X5	T42.6X6
Aceclidine	T44.1X1	T44.1X2	T44.1X3	T44.1X4	T44.1X5	T44.1X6
Acedapsone	T37.0X1	T37.0X2	T37.0X3	T37.0X4	T37.0X5	T37.0X6
Acefylline piperazine	T48.6X1	T48.6X2	T48.6X3	T48.6X4	T48.6X5	T48.6X6
Acemorphan	T40.2X1	T40.2X2	T40.2X3	T40.2X4	T40.2X5	T40.2X6
Acenocoumarin	T45.511	T45.512	T45.513	T45.514	T45.515	T45.516
Acenocoumarol	T45.511	T45.512	T45.513	T45.514	T45.515	T45.516

Substance	Poisoning, Accidental (unintentional)	Poisoning, Intentional self-harm	Poisoning, Assault	Poisoning, Undetermined	Adverse effect	Underdosing
Acepifylline	T48.6X1	T48.6X2	T48.6X3	T48.6X4	T48.6X5	T48.6X6
Acepromazine	T43.3X1	T43.3X2	T43.3X3	T43.3X4	T43.3X5	T43.3X6
Acesulfamethoxypyridazine	T37.0X1	T37.0X2	T37.0X3	T37.0X4	T37.0X5	T37.0X6
Acetal	T52.8X1	T52.8X2	T52.8X3	T52.8X4	–	–
Acetaldehyde (vapor)	T52.8X1	T52.8X2	T52.8X3	T52.8X4	–	–
liquid	T65.891	T65.892	T65.893	T65.894	–	–
P-Acetamidophenol	T39.1X1	T39.1X2	T39.1X3	T39.1X4	T39.1X5	T39.1X6
Acetaminophen	T39.1X1	T39.1X2	T39.1X3	T39.1X4	T39.1X5	T39.1X6
Acetaminosalol	T39.1X1	T39.1X2	T39.1X3	T39.1X4	T39.1X5	T39.1X6
Acetanilide	T39.1X1	T39.1X2	T39.1X3	T39.1X4	T39.1X5	T39.1X6
Acetarsol	T37.3X1	T37.3X2	T37.3X3	T37.3X4	T37.3X5	T37.3X6
Acetazolamide	T50.2X1	T50.2X2	T50.2X3	T50.2X4	T50.2X5	T50.2X6
Acetiamine	T45.2X1	T45.2X2	T45.2X3	T45.2X4	T45.2X5	T45.2X6
Acetic						
acid	T54.2X1	T54.2X2	T54.2X3	T54.2X4	–	–
with sodium acetate (ointment)	T49.3X1	T49.3X2	T49.3X3	T49.3X4	T49.3X5	T49.3X6
ester (solvent)(vapor)	T52.8X1	T52.8X2	T52.8X3	T52.8X4	–	–
irrigating solution	T50.3X1	T50.3X2	T50.3X3	T50.3X4	T50.3X5	T50.3X6
medicinal (lotion)	T49.2X1	T49.2X2	T49.2X3	T49.2X4	T49.2X5	T49.2X6
anhydride	T65.891	T65.892	T65.893	T65.894	–	–
ether (vapor)	T52.8X1	T52.8X2	T52.8X3	T52.8X4	–	–
Acetohexamide	T38.3X1	T38.3X2	T38.3X3	T38.3X4	T38.3X5	T38.3X6
Acetohydroxamic acid	T50.991	T50.992	T50.993	T50.994	T50.995	T50.996
Acetomenaphthone	T45.7X1	T45.7X2	T45.7X3	T45.7X4	T45.7X5	T45.7X6
Acetomorphine	T40.1X1	T40.1X2	T40.1X3	T40.1X4	–	–
Acetone (oils)	T52.4X1	T52.4X2	T52.4X3	T52.4X4	–	–

Substance	Poisoning, Accidental (unintentional)	Poisoning, Intentional self-harm	Poisoning, Assault	Poisoning, Undetermined	Adverse effect	Underdosing
chlorinated	T52.4X1	T52.4X2	T52.4X3	T52.4X4	–	–
vapor	T52.4X1	T52.4X2	T52.4X3	T52.4X4	–	–
Acetonitrile	T52.8X1	T52.8X2	T52.8X3	T52.8X4	–	–
Acetophenazine	T43.3X1	T43.3X2	T43.3X3	T43.3X4	T43.3X5	T43.3X6
Acetophenetedin	T39.1X1	T39.1X2	T39.1X3	T39.1X4	T39.1X5	T39.1X6
Acetophenone	T52.4X1	T52.4X2	T52.4X3	T52.4X4	–	–
Acetorphine	T40.2X1	T40.2X2	T40.2X3	T40.2X4	–	–
Acetosulfone (sodium)	T37.1X1	T37.1X2	T37.1X3	T37.1X4	T37.1X5	T37.1X6
Acetrizoate (sodium)	T50.8X1	T50.8X2	T50.8X3	T50.8X4	T50.8X5	T50.8X6
Acetrizoic acid	T50.8X1	T50.8X2	T50.8X3	T50.8X4	T50.8X5	T50.8X6
Acetyl						
bromide	T53.6X1	T53.6X2	T53.6X3	T53.6X4	–	–
chloride	T53.6X1	T53.6X2	T53.6X3	T53.6X4	–	–
Acetylcarbromal	T42.6X1	T42.6X2	T42.6X3	T42.6X4	T42.6X5	T42.6X6
Acetylcholine						
chloride	T44.1X1	T44.1X2	T44.1X3	T44.1X4	T44.1X5	T44.1X6
derivative	T44.1X1	T44.1X2	T44.1X3	T44.1X4	T44.1X5	T44.1X6
Acetylcysteine	T48.4X1	T48.4X2	T48.4X3	T48.4X4	T48.4X5	T48.4X6
Acetyldigitoxin	T46.0X1	T46.0X2	T46.0X3	T46.0X4	T46.0X5	T46.0X6
Acetyldigoxin	T46.0X1	T46.0X2	T46.0X3	T46.0X4	T46.0X5	T46.0X6
Acetyldihydrocodeine	T40.2X1	T40.2X2	T40.2X3	T40.2X4	–	–
Acetyldihydrocodeinone	T40.2X1	T40.2X2	T40.2X3	T40.2X4	–	–
Acetylene (gas)	T59.891	T59.892	T59.893	T59.894	–	–
dichloride	T53.6X1	T53.6X2	T53.6X3	T53.6X4	–	–
incomplete combustion of	T58.11	T58.12	T58.13	T58.14	–	–
industrial	T59.891	T59.892	T59.893	T59.894	–	–
tetrachloride	T53.6X1	T53.6X2	T53.6X3	T53.6X4	–	–

Substance	Poisoning, Accidental (unintentional)	Poisoning, Intentional self-harm	Poisoning, Assault	Poisoning, Undetermined	Adverse effect	Underdosing
vapor	T53.6X1	T53.6X2	T53.6X3	T53.6X4	–	–
Acetylpheneturide	T42.6X1	T42.6X2	T42.6X3	T42.6X4	T42.6X5	T42.6X6
Acetylphenylhydrazine	T39.8X1	T39.8X2	T39.8X3	T39.8X4	T39.8X5	T39.8X6
Acetylsalicylic acid (salts)	T39.011	T39.012	T39.013	T39.014	T39.015	T39.016
enteric coated	T39.011	T39.012	T39.013	T39.014	T39.015	T39.016
Acetylsulfamethoxypyridazine	T37.0X1	T37.0X2	T37.0X3	T37.0X4	T37.0X5	T37.0X6
Achromycin	T36.4X1	T36.4X2	T36.4X3	T36.4X4	T36.4X5	T36.4X6
ophthalmic preparation	T49.5X1	T49.5X2	T49.5X3	T49.5X4	T49.5X5	T49.5X6
topical NEC	T49.0X1	T49.0X2	T49.0X3	T49.0X4	T49.0X5	T49.0X6
Aciclovir	T37.5X1	T37.5X2	T37.5X3	T37.5X4	T37.5X5	T37.5X6
Acid (corrosive) **NEC**	T54.2X1	T54.2X2	T54.2X3	T54.2X4	–	–
Acidifying agent NEC	T50.901	T50.902	T50.903	T50.904	T50.905	T50.906
Acipimox	T46.6X1	T46.6X2	T46.6X3	T46.6X4	T46.6X5	T46.6X6
Acitretin	T50.991	T50.992	T50.993	T50.994	T50.995	T50.996
Aclarubicin	T45.1X1	T45.1X2	T45.1X3	T45.1X4	T45.1X5	T45.1X6
Aclatonium napadisilate	T48.1X1	T48.1X2	T48.1X3	T48.1X4	T48.1X5	T48.1X6
Aconite (wild)	T46.991	T46.992	T46.993	T46.994	T46.995	T46.996
Aconitine	T46.991	T46.992	T46.993	T46.994	T46.995	T46.996
Aconitum ferox	T46.991	T46.992	T46.993	T46.994	T46.995	T46.996
Acridine	T65.6X1	T65.6X2	T65.6X3	T65.6X4	–	–
vapor	T59.891	T59.892	T59.893	T59.894	–	–
Acriflavine	T37.91	T37.92	T37.93	T37.94	T37.95	T37.96
Acriflavinium chloride	T49.0X1	T49.0X2	T49.0X3	T49.0X4	T49.0X5	T49.0X6
Acrinol	T49.0X1	T49.0X2	T49.0X3	T49.0X4	T49.0X5	T49.0X6

Substance	Poisoning, Accidental (unintentional)	Poisoning, Intentional self-harm	Poisoning, Assault	Poisoning, Undetermined	Adverse effect	Underdosing
Acrisorcin	T49.0X1	T49.0X2	T49.0X3	T49.0X4	T49.0X5	T49.0X6
Acrivastine	T45.0X1	T45.0X2	T45.0X3	T45.0X4	T45.0X5	T45.0X6
Acrolein (gas)	T59.891	T59.892	T59.893	T59.894	–	–
liquid	T54.1X1	T54.1X2	T54.1X3	T54.1X4	–	–
Acrylamide	T65.891	T65.892	T65.893	T65.894	–	–
Acrylic resin	T49.3X1	T49.3X2	T49.3X3	T49.3X4	T49.3X5	T49.3X6
Acrylonitrile	T65.891	T65.892	T65.893	T65.894	–	–
Actaea spicata	T62.2X1	T62.2X2	T62.2X3	T62.2X4	–	–
berry	T62.1X1	T62.1X2	T62.1X3	T62.1X4	–	–
Acterol	T37.3X1	T37.3X2	T37.3X3	T37.3X4	T37.3X5	T37.3X6
ACTH	T38.811	T38.812	T38.813	T38.814	T38.815	T38.816
Actinomycin C	T45.1X1	T45.1X2	T45.1X3	T45.1X4	T45.1X5	T45.1X6
Actinomycin D	T45.1X1	T45.1X2	T45.1X3	T45.1X4	T45.1X5	T45.1X6
Activated charcoal (*see also* Charcoal, medicinal)	T47.6X1	T47.6X2	T47.6X3	T47.6X4	T47.6X5	T47.6X6
Acyclovir	T37.5X1	T37.5X2	T37.5X3	T37.5X4	T37.5X5	T37.5X6
Adenine	T45.2X1	T45.2X2	T45.2X3	T45.2X4	T45.2X5	T45.2X6
arabinoside	T37.5X1	T37.5X2	T37.5X3	T37.5X4	T37.5X5	T37.5X6
Adenosine (phosphate)	T46.2X1	T46.2X2	T46.2X3	T46.2X4	T46.2X5	T46.2X6
ADH	T38.891	T38.892	T38.893	T38.894	T38.895	T38.896
Adhesive NEC	T65.891	T65.892	T65.893	T65.894	–	–
Adicillin	T36.0X1	T36.0X2	T36.0X3	T36.0X4	T36.0X5	T36.0X6
Adiphenine	T44.3X1	T44.3X2	T44.3X3	T44.3X4	T44.3X5	T44.3X6
Adipiodone	T50.8X1	T50.8X2	T50.8X3	T50.8X4	T50.8X5	T50.8X6

Substance	Poisoning, Accidental (unintentional)	Poisoning, Intentional self-harm	Poisoning, Assault	Poisoning, Undetermined	Adverse effect	Underdosing
Adjunct, pharmaceutical	T50.901	T50.902	T50.903	T50.904	T50.905	T50.906
Adrenal (extract, cortex or medulla) (glucocorticoids)(hormones)(mineral ocorticoids)	T38.0X1	T38.0X2	T38.0X3	T38.0X4	T38.0X5	T38.0X6
ENT agent	T49.6X1	T49.6X2	T49.6X3	T49.6X4	T49.6X5	T49.6X6
ophthalmic preparation	T49.5X1	T49.5X2	T49.5X3	T49.5X4	T49.5X5	T49.5X6
topical NEC	T49.0X1	T49.0X2	T49.0X3	T49.0X4	T49.0X5	T49.0X6
Adrenaline	T44.5X1	T44.5X2	T44.5X3	T44.5X4	T44.5X5	T44.5X6
Adrenalin — *see* Adrenaline						
Adrenergic NEC	T44.901	T44.902	T44.903	T44.904	T44.905	T44.906
blocking agent NEC	T44.8X1	T44.8X2	T44.8X3	T44.8X4	T44.8X5	T44.8X6
beta, heart	T44.7X1	T44.7X2	T44.7X3	T44.7X4	T44.7X5	T44.7X6
specified NEC	T44.991	T44.992	T44.993	T44.994	T44.995	T44.996
Adrenochrome						
(mono) semicarbazone	T46.991	T46.992	T46.993	T46.994	T46.995	T46.996
derivative	T46.991	T46.992	T46.993	T46.994	T46.995	T46.996
Adrenocorticotrophic hormone	T38.811	T38.812	T38.813	T38.814	T38.815	T38.816
Adrenocorticotrophin	T38.811	T38.812	T38.813	T38.814	T38.815	T38.816
Adriamycin	T45.1X1	T45.1X2	T45.1X3	T45.1X4	T45.1X5	T45.1X6
Aerosol spray NEC	T65.91	T65.92	T65.93	T65.94	–	–
Aerosporin	T36.8X1	T36.8X2	T36.8X3	T36.8X4	T36.8X5	T36.8X6
ENT agent	T49.6X1	T49.6X2	T49.6X3	T49.6X4	T49.6X5	T49.6X6
ophthalmic preparation	T49.5X1	T49.5X2	T49.5X3	T49.5X4	T49.5X5	T49.5X6
topical NEC	T49.0X1	T49.0X2	T49.0X3	T49.0X4	T49.0X5	T49.0X6

Substance	Poisoning, Accidental (unintentional)	Poisoning, Intentional self-harm	Poisoning, Assault	Poisoning, Undetermined	Adverse effect	Underdosing
Aethusa cynapium	T62.2X1	T62.2X2	T62.2X3	T62.2X4	–	–
Afghanistan black	T40.711	T40.712	T40.713	T40.714	T40.715	T40.716
Aflatoxin	T64.01	T64.02	T64.03	T64.04	–	–
Afloqualone	T42.8X1	T42.8X2	T42.8X3	T42.8X4	T42.8X5	T42.8X6
African boxwood	T62.2X1	T62.2X2	T62.2X3	T62.2X4	–	–
Agar	T47.4X1	T47.4X2	T47.4X3	T47.4X4	T47.4X5	T47.4X6
Agonist						
predominantly						
alpha-adrenoreceptor	T44.4X1	T44.4X2	T44.4X3	T44.4X4	T44.4X5	T44.4X6
beta-adrenoreceptor	T44.5X1	T44.5X2	T44.5X3	T44.5X4	T44.5X5	T44.5X6
Agricultural agent NEC	T65.91	T65.92	T65.93	T65.94	–	–
Agrypnal	T42.3X1	T42.3X2	T42.3X3	T42.3X4	T42.3X5	T42.3X6
AHLG	T50.Z11	T50.Z12	T50.Z13	T50.Z14	T50.Z15	T50.Z16
Air contaminant(s), **source/type NOS**	T65.91	T65.92	T65.93	T65.94	–	–
Ajmaline	T46.2X1	T46.2X2	T46.2X3	T46.2X4	T46.2X5	T46.2X6
Akee	T62.1X1	T62.1X2	T62.1X3	T62.1X4	–	–
Akrinol	T49.0X1	T49.0X2	T49.0X3	T49.0X4	T49.0X5	T49.0X6
Akritoin	T37.8X1	T37.8X2	T37.8X3	T37.8X4	T37.8X5	T37.8X6
Alacepril	T46.4X1	T46.4X2	T46.4X3	T46.4X4	T46.4X5	T46.4X6
Alantolactone	T37.4X1	T37.4X2	T37.4X3	T37.4X4	T37.4X5	T37.4X6
Albamycin	T36.8X1	T36.8X2	T36.8X3	T36.8X4	T36.8X5	T36.8X6
Albendazole	T37.4X1	T37.4X2	T37.4X3	T37.4X4	T37.4X5	T37.4X6
Albumin						
bovine	T45.8X1	T45.8X2	T45.8X3	T45.8X4	T45.8X5	T45.8X6

Substance	Poisoning, Accidental (unintentional)	Poisoning, Intentional self-harm	Poisoning, Assault	Poisoning, Undetermined	Adverse effect	Underdosing
human serum	T45.8X1	T45.8X2	T45.8X3	T45.8X4	T45.8X5	T45.8X6
salt-poor	T45.8X1	T45.8X2	T45.8X3	T45.8X4	T45.8X5	T45.8X6
normal human serum	T45.8X1	T45.8X2	T45.8X3	T45.8X4	T45.8X5	T45.8X6
Albuterol	T48.6X1	T48.6X2	T48.6X3	T48.6X4	T48.6X5	T48.6X6
Albutoin	T42.0X1	T42.0X2	T42.0X3	T42.0X4	T42.0X5	T42.0X6
Alclometasone	T49.0X1	T49.0X2	T49.0X3	T49.0X4	T49.0X5	T49.0X6
Alcohol	T51.91	T51.92	T51.93	T51.94	–	–
absolute	T51.0X1	T51.0X2	T51.0X3	T51.0X4	–	–
beverage	T51.0X1	T51.0X2	T51.0X3	T51.0X4	–	–
allyl	T51.8X1	T51.8X2	T51.8X3	T51.8X4	–	–
amyl	T51.3X1	T51.3X2	T51.3X3	T51.3X4	–	–
antifreeze	T51.1X1	T51.1X2	T51.1X3	T51.1X4	–	–
beverage	T51.0X1	T51.0X2	T51.0X3	T51.0X4	–	–
butyl	T51.3X1	T51.3X2	T51.3X3	T51.3X4	–	–
dehydrated	T51.0X1	T51.0X2	T51.0X3	T51.0X4	–	–
beverage	T51.0X1	T51.0X2	T51.0X3	T51.0X4	–	–
denatured	T51.0X1	T51.0X2	T51.0X3	T51.0X4	–	–
deterrent NEC	T50.6X1	T50.6X2	T50.6X3	T50.6X4	T50.6X5	T50.6X6
diagnostic (gastric function)	T50.8X1	T50.8X2	T50.8X3	T50.8X4	T50.8X5	T50.8X6
ethyl	T51.0X1	T51.0X2	T51.0X3	T51.0X4	–	–
beverage	T51.0X1	T51.0X2	T51.0X3	T51.0X4	–	–
grain	T51.0X1	T51.0X2	T51.0X3	T51.0X4	–	–
beverage	T51.0X1	T51.0X2	T51.0X3	T51.0X4	–	–
industrial	T51.0X1	T51.0X2	T51.0X3	T51.0X4	–	–
isopropyl	T51.2X1	T51.2X2	T51.2X3	T51.2X4	–	–
methyl	T51.1X1	T51.1X2	T51.1X3	T51.1X4	–	–

Substance	Poisoning, Accidental (unintentional)	Poisoning, Intentional self-harm	Poisoning, Assault	Poisoning, Undetermined	Adverse effect	Underdosing
preparation for consumption	T51.0X1	T51.0X2	T51.0X3	T51.0X4	–	–
propyl	T51.3X1	T51.3X2	T51.3X3	T51.3X4	–	–
secondary	T51.2X1	T51.2X2	T51.2X3	T51.2X4	–	–
radiator	T51.1X1	T51.1X2	T51.1X3	T51.1X4	–	–
rubbing	T51.2X1	T51.2X2	T51.2X3	T51.2X4	–	–
specified type NEC	T51.8X1	T51.8X2	T51.8X3	T51.8X4	–	–
surgical	T51.0X1	T51.0X2	T51.0X3	T51.0X4	–	–
vapor (from any type of Alcohol)	T59.891	T59.892	T59.893	T59.894	–	–
wood	T51.1X1	T51.1X2	T51.1X3	T51.1X4	–	–
Alcuronium (chloride)	T48.1X1	T48.1X2	T48.1X3	T48.1X4	T48.1X5	T48.1X6
Aldactone	T50.0X1	T50.0X2	T50.0X3	T50.0X4	T50.0X5	T50.0X6
Aldesulfone sodium	T37.1X1	T37.1X2	T37.1X3	T37.1X4	T37.1X5	T37.1X6
Aldicarb	T60.0X1	T60.0X2	T60.0X3	T60.0X4	–	–
Aldomet	T46.5X1	T46.5X2	T46.5X3	T46.5X4	T46.5X5	T46.5X6
Aldosterone	T50.0X1	T50.0X2	T50.0X3	T50.0X4	T50.0X5	T50.0X6
Aldrin (dust)	T60.1X1	T60.1X2	T60.1X3	T60.1X4	–	–
Aleve — *see* Naproxen						
Alexitol sodium	T47.1X1	T47.1X2	T47.1X3	T47.1X4	T47.1X5	T47.1X6
Alfacalcidol	T45.2X1	T45.2X2	T45.2X3	T45.2X4	T45.2X5	T45.2X6
Alfadolone	T41.1X1	T41.1X2	T41.1X3	T41.1X4	T41.1X5	T41.1X6
Alfaxalone	T41.1X1	T41.1X2	T41.1X3	T41.1X4	T41.1X5	T41.1X6
Alfentanil	T40.411	T40.412	T40.413	T40.414	T40.415	T40.416
Alfuzosin (hydrochloride)	T44.8X1	T44.8X2	T44.8X3	T44.8X4	T44.8X5	T44.8X6
Algae (harmful) (toxin)	T65.821	T65.822	T65.823	T65.824	–	–

Substance	Poisoning, Accidental (unintentional)	Poisoning, Intentional self-harm	Poisoning, Assault	Poisoning, Undetermined	Adverse effect	Underdosing
Algeldrate	T47.1X1	T47.1X2	T47.1X3	T47.1X4	T47.1X5	T47.1X6
Algin	T47.8X1	T47.8X2	T47.8X3	T47.8X4	T47.8X5	T47.8X6
Alglucerase	T45.3X1	T45.3X2	T45.3X3	T45.3X4	T45.3X5	T45.3X6
Alidase	T45.3X1	T45.3X2	T45.3X3	T45.3X4	T45.3X5	T45.3X6
Alimemazine	T43.3X1	T43.3X2	T43.3X3	T43.3X4	T43.3X5	T43.3X6
Aliphatic thiocyanates	T65.0X1	T65.0X2	T65.0X3	T65.0X4	–	–
Alizapride	T45.0X1	T45.0X2	T45.0X3	T45.0X4	T45.0X5	T45.0X6
Alkali (caustic)	T54.3X1	T54.3X2	T54.3X3	T54.3X4	–	–
Alkaline antiseptic solution (aromatic)	T49.6X1	T49.6X2	T49.6X3	T49.6X4	T49.6X5	T49.6X6
Alkalinizing agents (medicinal)	T50.901	T50.902	T50.903	T50.904	T50.905	T50.906
Alkalizing agent NEC	T50.901	T50.902	T50.903	T50.904	T50.905	T50.906
Alka-seltzer	T39.011	T39.012	T39.013	T39.014	T39.015	T39.016
Alkavervir	T46.5X1	T46.5X2	T46.5X3	T46.5X4	T46.5X5	T46.5X6
Alkonium (bromide)	T49.0X1	T49.0X2	T49.0X3	T49.0X4	T49.0X5	T49.0X6
Alkylating drug NEC	T45.1X1	T45.1X2	T45.1X3	T45.1X4	T45.1X5	T45.1X6
antimyeloproliferative	T45.1X1	T45.1X2	T45.1X3	T45.1X4	T45.1X5	T45.1X6
lymphatic	T45.1X1	T45.1X2	T45.1X3	T45.1X4	T45.1X5	T45.1X6
Alkylisocyanate	T65.0X1	T65.0X2	T65.0X3	T65.0X4	–	–
Allantoin	T49.4X1	T49.4X2	T49.4X3	T49.4X4	T49.4X5	T49.4X6

Substance	Poisoning, Accidental (unintentional)	Poisoning, Intentional self-harm	Poisoning, Assault	Poisoning, Undetermined	Adverse effect	Underdosing
Allegron	T43.011	T43.012	T43.013	T43.014	T43.015	T43.016
Allethrin	T49.0X1	T49.0X2	T49.0X3	T49.0X4	T49.0X5	T49.0X6
Allobarbital	T42.3X1	T42.3X2	T42.3X3	T42.3X4	T42.3X5	T42.3X6
Allopurinol	T50.4X1	T50.4X2	T50.4X3	T50.4X4	T50.4X5	T50.4X6
Allyl						
alcohol	T51.8X1	T51.8X2	T51.8X3	T51.8X4	–	–
disulfide	T46.6X1	T46.6X2	T46.6X3	T46.6X4	T46.6X5	T46.6X6
Allylestrenol	T38.5X1	T38.5X2	T38.5X3	T38.5X4	T38.5X5	T38.5X6
Allylisopropylacetylurea	T42.6X1	T42.6X2	T42.6X3	T42.6X4	T42.6X5	T42.6X6
Allylisopropylmalonylurea	T42.3X1	T42.3X2	T42.3X3	T42.3X4	T42.3X5	T42.3X6
Allylthiourea	T49.3X1	T49.3X2	T49.3X3	T49.3X4	T49.3X5	T49.3X6
Allyltribromide	T42.6X1	T42.6X2	T42.6X3	T42.6X4	T42.6X5	T42.6X6
Allypropymal	T42.3X1	T42.3X2	T42.3X3	T42.3X4	T42.3X5	T42.3X6
Almagate	T47.1X1	T47.1X2	T47.1X3	T47.1X4	T47.1X5	T47.1X6
Almasilate	T47.1X1	T47.1X2	T47.1X3	T47.1X4	T47.1X5	T47.1X6
Almitrine	T50.7X1	T50.7X2	T50.7X3	T50.7X4	T50.7X5	T50.7X6
Aloes	T47.2X1	T47.2X2	T47.2X3	T47.2X4	T47.2X5	T47.2X6
Aloglutamol	T47.1X1	T47.1X2	T47.1X3	T47.1X4	T47.1X5	T47.1X6
Aloin	T47.2X1	T47.2X2	T47.2X3	T47.2X4	T47.2X5	T47.2X6
Aloxidone	T42.2X1	T42.2X2	T42.2X3	T42.2X4	T42.2X5	T42.2X6
Alpha						
acetyldigoxin	T46.0X1	T46.0X2	T46.0X3	T46.0X4	T46.0X5	T46.0X6
adrenergic blocking drug	T44.6X1	T44.6X2	T44.6X3	T44.6X4	T44.6X5	T44.6X6
amylase	T45.3X1	T45.3X2	T45.3X3	T45.3X4	T45.3X5	T45.3X6
tocoferol (acetate)	T45.2X1	T45.2X2	T45.2X3	T45.2X4	T45.2X5	T45.2X6

Substance	Poisoning, Accidental (unintentional)	Poisoning, Intentional self-harm	Poisoning, Assault	Poisoning, Undetermined	Adverse effect	Underdosing
tocopherol	T45.2X1	T45.2X2	T45.2X3	T45.2X4	T45.2X5	T45.2X6
Alphadolone	T41.1X1	T41.1X2	T41.1X3	T41.1X4	T41.1X5	T41.1X6
Alphaprodine	T40.491	T40.492	T40.493	T40.494	T40.495	T40.496
Alphaxalone	T41.1X1	T41.1X2	T41.1X3	T41.1X4	T41.1X5	T41.1X6
Alprazolam	T42.4X1	T42.4X2	T42.4X3	T42.4X4	T42.4X5	T42.4X6
Alprenolol	T44.7X1	T44.7X2	T44.7X3	T44.7X4	T44.7X5	T44.7X6
Alprostadil	T46.7X1	T46.7X2	T46.7X3	T46.7X4	T46.7X5	T46.7X6
Alsactide	T38.811	T38.812	T38.813	T38.814	T38.815	T38.816
Alseroxylon	T46.5X1	T46.5X2	T46.5X3	T46.5X4	T46.5X5	T46.5X6
Alteplase	T45.611	T45.612	T45.613	T45.614	T45.615	T45.616
Altizide	T50.2X1	T50.2X2	T50.2X3	T50.2X4	T50.2X5	T50.2X6
Altretamine	T45.1X1	T45.1X2	T45.1X3	T45.1X4	T45.1X5	T45.1X6
Alum (medicinal)	T49.4X1	T49.4X2	T49.4X3	T49.4X4	T49.4X5	T49.4X6
nonmedicinal (ammonium) (potassium)	T56.891	T56.892	T56.893	T56.894	–	–
Aluminium, aluminum						
acetate	T49.2X1	T49.2X2	T49.2X3	T49.2X4	T49.2X5	T49.2X6
solution	T49.0X1	T49.0X2	T49.0X3	T49.0X4	T49.0X5	T49.0X6
aspirin	T39.011	T39.012	T39.013	T39.014	T39.015	T39.016
bis (acetylsalicylate)	T39.011	T39.012	T39.013	T39.014	T39.015	T39.016
carbonate (gel, basic)	T47.1X1	T47.1X2	T47.1X3	T47.1X4	T47.1X5	T47.1X6
chlorhydroxide-complex	T47.1X1	T47.1X2	T47.1X3	T47.1X4	T47.1X5	T47.1X6
chloride	T49.2X1	T49.2X2	T49.2X3	T49.2X4	T49.2X5	T49.2X6
clofibrate	T46.6X1	T46.6X2	T46.6X3	T46.6X4	T46.6X5	T46.6X6

Substance	Poisoning, Accidental (unintentional)	Poisoning, Intentional self-harm	Poisoning, Assault	Poisoning, Undetermined	Adverse effect	Underdosing
diacetate	T49.2X1	T49.2X2	T49.2X3	T49.2X4	T49.2X5	T49.2X6
glycinate	T47.1X1	T47.1X2	T47.1X3	T47.1X4	T47.1X5	T47.1X6
hydroxide (gel)	T47.1X1	T47.1X2	T47.1X3	T47.1X4	T47.1X5	T47.1X6
hydroxide-magnesium carb. gel	T47.1X1	T47.1X2	T47.1X3	T47.1X4	T47.1X5	T47.1X6
magnesium silicate	T47.1X1	T47.1X2	T47.1X3	T47.1X4	T47.1X5	T47.1X6
nicotinate	T46.7X1	T46.7X2	T46.7X3	T46.7X4	T46.7X5	T46.7X6
ointment (surgical) (topical)	T49.3X1	T49.3X2	T49.3X3	T49.3X4	T49.3X5	T49.3X6
phosphate	T47.1X1	T47.1X2	T47.1X3	T47.1X4	T47.1X5	T47.1X6
salicylate	T39.091	T39.092	T39.093	T39.094	T39.095	T39.096
silicate	T47.1X1	T47.1X2	T47.1X3	T47.1X4	T47.1X5	T47.1X6
sodium silicate	T47.1X1	T47.1X2	T47.1X3	T47.1X4	T47.1X5	T47.1X6
subacetate	T49.2X1	T49.2X2	T49.2X3	T49.2X4	T49.2X5	T49.2X6
sulfate	T49.0X1	T49.0X2	T49.0X3	T49.0X4	T49.0X5	T49.0X6
tannate	T47.6X1	T47.6X2	T47.6X3	T47.6X4	T47.6X5	T47.6X6
topical NEC	T49.3X1	T49.3X2	T49.3X3	T49.3X4	T49.3X5	T49.3X6
Alurate	T42.3X1	T42.3X2	T42.3X3	T42.3X4	T42.3X5	T42.3X6
Alverine	T44.3X1	T44.3X2	T44.3X3	T44.3X4	T44.3X5	T44.3X6
Alvodine	T40.2X1	T40.2X2	T40.2X3	T40.2X4	T40.2X5	T40.2X6
Amanita phalloides	T62.0X1	T62.0X2	T62.0X3	T62.0X4	–	–
Amanitine	T62.0X1	T62.0X2	T62.0X3	T62.0X4	–	–
Amantadine	T42.8X1	T42.8X2	T42.8X3	T42.8X4	T42.8X5	T42.8X6
Ambazone	T49.6X1	T49.6X2	T49.6X3	T49.6X4	T49.6X5	T49.6X6
Ambenonium (chloride)	T44.0X1	T44.0X2	T44.0X3	T44.0X4	T44.0X5	T44.0X6
Ambroxol	T48.4X1	T48.4X2	T48.4X3	T48.4X4	T48.4X5	T48.4X6

Substance	Poisoning, Accidental (unintentional)	Poisoning, Intentional self-harm	Poisoning, Assault	Poisoning, Undetermined	Adverse effect	Underdosing
Ambuphylline	T48.6X1	T48.6X2	T48.6X3	T48.6X4	T48.6X5	T48.6X6
Ambutonium bromide	T44.3X1	T44.3X2	T44.3X3	T44.3X4	T44.3X5	T44.3X6
Amcinonide	T49.0X1	T49.0X2	T49.0X3	T49.0X4	T49.0X5	T49.0X6
Amdinocilline	T36.0X1	T36.0X2	T36.0X3	T36.0X4	T36.0X5	T36.0X6
Ametazole	T50.8X1	T50.8X2	T50.8X3	T50.8X4	T50.8X5	T50.8X6
Amethocaine	T41.3X1	T41.3X2	T41.3X3	T41.3X4	T41.3X5	T41.3X6
regional	T41.3X1	T41.3X2	T41.3X3	T41.3X4	T41.3X5	T41.3X6
spinal	T41.3X1	T41.3X2	T41.3X3	T41.3X4	T41.3X5	T41.3X6
Amethopterin	T45.1X1	T45.1X2	T45.1X3	T45.1X4	T45.1X5	T45.1X6
Amezinium metilsulfate	T44.991	T44.992	T44.993	T44.994	T44.995	T44.996
Amfebutamone	T43.291	T43.292	T43.293	T43.294	T43.295	T43.296
Amfepramone	T50.5X1	T50.5X2	T50.5X3	T50.5X4	T50.5X5	T50.5X6
Amfetamine	T43.621	T43.622	T43.623	T43.624	T43.625	T43.626
Amfetaminil	T43.621	T43.622	T43.623	T43.624	T43.625	T43.626
Amfomycin	T36.8X1	T36.8X2	T36.8X3	T36.8X4	T36.8X5	T36.8X6
Amidefrine mesilate	T48.5X1	T48.5X2	T48.5X3	T48.5X4	T48.5X5	T48.5X6
Amidone	T40.3X1	T40.3X2	T40.3X3	T40.3X4	T40.3X5	T40.3X6
Amidopyrine	T39.2X1	T39.2X2	T39.2X3	T39.2X4	T39.2X5	T39.2X6
Amidotrizoate	T50.8X1	T50.8X2	T50.8X3	T50.8X4	T50.8X5	T50.8X6

Substance	Poisoning, Accidental (unintentional)	Poisoning, Intentional self-harm	Poisoning, Assault	Poisoning, Undetermined	Adverse effect	Underdosing
Amiflamine	T43.1X1	T43.1X2	T43.1X3	T43.1X4	T43.1X5	T43.1X6
Amikacin	T36.5X1	T36.5X2	T36.5X3	T36.5X4	T36.5X5	T36.5X6
Amikhelline	T46.3X1	T46.3X2	T46.3X3	T46.3X4	T46.3X5	T46.3X6
Amiloride	T50.2X1	T50.2X2	T50.2X3	T50.2X4	T50.2X5	T50.2X6
Aminacrine	T49.0X1	T49.0X2	T49.0X3	T49.0X4	T49.0X5	T49.0X6
Amineptine	T43.011	T43.012	T43.013	T43.014	T43.015	T43.016
Aminitrozole	T37.3X1	T37.3X2	T37.3X3	T37.3X4	T37.3X5	T37.3X6
Amino acids	T50.3X1	T50.3X2	T50.3X3	T50.3X4	T50.3X5	T50.3X6
Aminoacetic acid (derivatives)	T50.3X1	T50.3X2	T50.3X3	T50.3X4	T50.3X5	T50.3X6
Aminoacridine	T49.0X1	T49.0X2	T49.0X3	T49.0X4	T49.0X5	T49.0X6
Aminobenzoic acid (-p)	T49.3X1	T49.3X2	T49.3X3	T49.3X4	T49.3X5	T49.3X6
4-Aminobutyric acid	T43.8X1	T43.8X2	T43.8X3	T43.8X4	T43.8X5	T43.8X6
Aminocaproic acid	T45.621	T45.622	T45.623	T45.624	T45.625	T45.626
Aminoethylisothiourium	T45.8X1	T45.8X2	T45.8X3	T45.8X4	T45.8X5	T45.8X6
Aminofenazone	T39.2X1	T39.2X2	T39.2X3	T39.2X4	T39.2X5	T39.2X6
Aminoglutethimide	T45.1X1	T45.1X2	T45.1X3	T45.1X4	T45.1X5	T45.1X6
Aminohippuric acid	T50.8X1	T50.8X2	T50.8X3	T50.8X4	T50.8X5	T50.8X6
Aminomethylbenzoic acid	T45.691	T45.692	T45.693	T45.694	T45.695	T45.696
Aminometradine	T50.2X1	T50.2X2	T50.2X3	T50.2X4	T50.2X5	T50.2X6

Substance	Poisoning, Accidental (unintentional)	Poisoning, Intentional self-harm	Poisoning, Assault	Poisoning, Undetermined	Adverse effect	Underdosing
Aminopentamide	T44.3X1	T44.3X2	T44.3X3	T44.3X4	T44.3X5	T44.3X6
Aminophenazone	T39.2X1	T39.2X2	T39.2X3	T39.2X4	T39.2X5	T39.2X6
Aminophenol	T54.0X1	T54.0X2	T54.0X3	T54.0X4	–	–
4-Aminophenol derivatives	T39.1X1	T39.1X2	T39.1X3	T39.1X4	T39.1X5	T39.1X6
Aminophenylpyridone	T43.591	T43.592	T43.593	T43.594	T43.595	T43.596
Aminophylline	T48.6X1	T48.6X2	T48.6X3	T48.6X4	T48.6X5	T48.6X6
Aminopterin sodium	T45.1X1	T45.1X2	T45.1X3	T45.1X4	T45.1X5	T45.1X6
Aminopyrine	T39.2X1	T39.2X2	T39.2X3	T39.2X4	T39.2X5	T39.2X6
8-Aminoquinoline drugs	T37.2X1	T37.2X2	T37.2X3	T37.2X4	T37.2X5	T37.2X6
Aminorex	T50.5X1	T50.5X2	T50.5X3	T50.5X4	T50.5X5	T50.5X6
Aminosalicylic acid	T37.1X1	T37.1X2	T37.1X3	T37.1X4	T37.1X5	T37.1X6
Aminosalylum	T37.1X1	T37.1X2	T37.1X3	T37.1X4	T37.1X5	T37.1X6
Amiodarone	T46.2X1	T46.2X2	T46.2X3	T46.2X4	T46.2X5	T46.2X6
Amiphenazole	T50.7X1	T50.7X2	T50.7X3	T50.7X4	T50.7X5	T50.7X6
Amiquinsin	T46.5X1	T46.5X2	T46.5X3	T46.5X4	T46.5X5	T46.5X6
Amisometradine	T50.2X1	T50.2X2	T50.2X3	T50.2X4	T50.2X5	T50.2X6
Amisulpride	T43.591	T43.592	T43.593	T43.594	T43.595	T43.596
Amitriptyline	T43.011	T43.012	T43.013	T43.014	T43.015	T43.016
Amitriptylinoxide	T43.011	T43.012	T43.013	T43.014	T43.015	T43.016

Substance	Poisoning, Accidental (unintentional)	Poisoning, Intentional self-harm	Poisoning, Assault	Poisoning, Undetermined	Adverse effect	Underdosing
Amlexanox	T48.6X1	T48.6X2	T48.6X3	T48.6X4	T48.6X5	T48.6X6
Ammonia (fumes) (gas) (vapor)	T59.891	T59.892	T59.893	T59.894	–	–
aromatic spirit	T48.991	T48.992	T48.993	T48.994	T48.995	T48.996
liquid (household)	T54.3X1	T54.3X2	T54.3X3	T54.3X4	–	–
Ammoniated mercury	T49.0X1	T49.0X2	T49.0X3	T49.0X4	T49.0X5	T49.0X6
Ammonium						
acid tartrate	T49.5X1	T49.5X2	T49.5X3	T49.5X4	T49.5X5	T49.5X6
bromide	T42.6X1	T42.6X2	T42.6X3	T42.6X4	T42.6X5	T42.6X6
carbonate	T54.3X1	T54.3X2	T54.3X3	T54.3X4	–	–
chloride	T50.991	T50.992	T50.993	T50.994	T50.995	T50.996
expectorant	T48.4X1	T48.4X2	T48.4X3	T48.4X4	T48.4X5	T48.4X6
compounds (household) NEC	T54.3X1	T54.3X2	T54.3X3	T54.3X4	–	–
fumes (any usage)	T59.891	T59.892	T59.893	T59.894	–	–
industrial	T54.3X1	T54.3X2	T54.3X3	T54.3X4	–	–
ichthyosulronate	T49.4X1	T49.4X2	T49.4X3	T49.4X4	T49.4X5	T49.4X6
mandelate	T37.91	T37.92	T37.93	T37.94	T37.95	T37.96
sulfamate	T60.3X1	T60.3X2	T60.3X3	T60.3X4	–	–
sulfonate resin	T47.8X1	T47.8X2	T47.8X3	T47.8X4	T47.8X5	T47.8X6
Amobarbital (sodium)	T42.3X1	T42.3X2	T42.3X3	T42.3X4	T42.3X5	T42.3X6
Amodiaquine	T37.2X1	T37.2X2	T37.2X3	T37.2X4	T37.2X5	T37.2X6
Amopyroquin (e)	T37.2X1	T37.2X2	T37.2X3	T37.2X4	T37.2X5	T37.2X6
Amoxapine	T43.011	T43.012	T43.013	T43.014	T43.015	T43.016
Amoxicillin	T36.0X1	T36.0X2	T36.0X3	T36.0X4	T36.0X5	T36.0X6
Amperozide	T43.591	T43.592	T43.593	T43.594	T43.595	T43.596

Substance	Poisoning, Accidental (unintentional)	Poisoning, Intentional self-harm	Poisoning, Assault	Poisoning, Undetermined	Adverse effect	Underdosing
Amphenidone	T43.591	T43.592	T43.593	T43.594	T43.595	T43.596
Amphetamine NEC	T43.621	T43.622	T43.623	T43.624	T43.625	T43.626
Amphomycin	T36.8X1	T36.8X2	T36.8X3	T36.8X4	T36.8X5	T36.8X6
Amphotalide	T37.4X1	T37.4X2	T37.4X3	T37.4X4	T37.4X5	T37.4X6
Amphotericin B	T36.7X1	T36.7X2	T36.7X3	T36.7X4	T36.7X5	T36.7X6
topical	T49.0X1	T49.0X2	T49.0X3	T49.0X4	T49.0X5	T49.0X6
Ampicillin	T36.0X1	T36.0X2	T36.0X3	T36.0X4	T36.0X5	T36.0X6
Amprotropine	T44.3X1	T44.3X2	T44.3X3	T44.3X4	T44.3X5	T44.3X6
Amsacrine	T45.1X1	T45.1X2	T45.1X3	T45.1X4	T45.1X5	T45.1X6
Amygdaline	T62.2X1	T62.2X2	T62.2X3	T62.2X4	--	--
Amyl						
acetate	T52.8X1	T52.8X2	T52.8X3	T52.8X4	--	--
vapor	T59.891	T59.892	T59.893	T59.894	--	--
alcohol	T51.3X1	T51.3X2	T51.3X3	T51.3X4	--	--
chloride	T53.6X1	T53.6X2	T53.6X3	T53.6X4	--	--
formate	T52.8X1	T52.8X2	T52.8X3	T52.8X4	--	--
nitrite	T46.3X1	T46.3X2	T46.3X3	T46.3X4	T46.3X5	T46.3X6
propionate	T65.891	T65.892	T65.893	T65.894	--	--
Amylase	T47.5X1	T47.5X2	T47.5X3	T47.5X4	T47.5X5	T47.5X6

Substance	Poisoning, Accidental (unintentional)	Poisoning, Intentional self-harm	Poisoning, Assault	Poisoning, Undetermined	Adverse effect	Underdosing
Amyleine, regional	T41.3X1	T41.3X2	T41.3X3	T41.3X4	T41.3X5	T41.3X6
Amylene						
dichloride	T53.6X1	T53.6X2	T53.6X3	T53.6X4	–	–
hydrate	T51.3X1	T51.3X2	T51.3X3	T51.3X4	–	–
Amylmetacresol	T49.6X1	T49.6X2	T49.6X3	T49.6X4	T49.6X5	T49.6X6
Amylobarbitone	T42.3X1	T42.3X2	T42.3X3	T42.3X4	T42.3X5	T42.3X6
Amylocaine, regional	T41.3X1	T41.3X2	T41.3X3	T41.3X4	T41.3X5	T41.3X6
infiltration (subcutaneous)	T41.3X1	T41.3X2	T41.3X3	T41.3X4	T41.3X5	T41.3X6
nerve block (peripheral) (plexus)	T41.3X1	T41.3X2	T41.3X3	T41.3X4	T41.3X5	T41.3X6
spinal	T41.3X1	T41.3X2	T41.3X3	T41.3X4	T41.3X5	T41.3X6
topical (surface)	T41.3X1	T41.3X2	T41.3X3	T41.3X4	T41.3X5	T41.3X6
Amylopectin	T47.6X1	T47.6X2	T47.6X3	T47.6X4	T47.6X5	T47.6X6
Amytal (sodium)	T42.3X1	T42.3X2	T42.3X3	T42.3X4	T42.3X5	T42.3X6
Anabolic steroid	T38.7X1	T38.7X2	T38.7X3	T38.7X4	T38.7X5	T38.7X6
Analeptic NEC	T50.7X1	T50.7X2	T50.7X3	T50.7X4	T50.7X5	T50.7X6
Analgesic	T39.91	T39.92	T39.93	T39.94	T39.95	T39.96
anti-inflammatory NEC	T39.91	T39.92	T39.93	T39.94	T39.95	T39.96
propionic acid derivative	T39.311	T39.312	T39.313	T39.314	T39.315	T39.316
antirheumatic NEC	T39.4X1	T39.4X2	T39.4X3	T39.4X4	T39.4X5	T39.4X6

Substance	Poisoning, Accidental (unintentional)	Poisoning, Intentional self-harm	Poisoning, Assault	Poisoning, Undetermined	Adverse effect	Underdosing
aromatic NEC	T39.1X1	T39.1X2	T39.1X3	T39.1X4	T39.1X5	T39.1X6
narcotic NEC	T40.601	T40.602	T40.603	T40.604	T40.605	T40.606
combination	T40.601	T40.602	T40.603	T40.604	T40.605	T40.606
obstetric	T40.601	T40.602	T40.603	T40.604	T40.605	T40.606
non-narcotic NEC	T39.91	T39.92	T39.93	T39.94	T39.95	T39.96
combination	T39.91	T39.92	T39.93	T39.94	T39.95	T39.96
pyrazole	T39.2X1	T39.2X2	T39.2X3	T39.2X4	T39.2X5	T39.2X6
specified NEC	T39.8X1	T39.8X2	T39.8X3	T39.8X4	T39.8X5	T39.8X6
Analgin	T39.2X1	T39.2X2	T39.2X3	T39.2X4	T39.2X5	T39.2X6
Anamirta cocculus	T62.1X1	T62.1X2	T62.1X3	T62.1X4	–	–
Ancillin	T36.0X1	T36.0X2	T36.0X3	T36.0X4	T36.0X5	T36.0X6
Ancrod	T45.691	T45.692	T45.693	T45.694	T45.695	T45.696
Androgen	T38.7X1	T38.7X2	T38.7X3	T38.7X4	T38.7X5	T38.7X6
Androgen-estrogen mixture	T38.7X1	T38.7X2	T38.7X3	T38.7X4	T38.7X5	T38.7X6
Androstalone	T38.7X1	T38.7X2	T38.7X3	T38.7X4	T38.7X5	T38.7X6
Androstanolone	T38.7X1	T38.7X2	T38.7X3	T38.7X4	T38.7X5	T38.7X6
Androsterone	T38.7X1	T38.7X2	T38.7X3	T38.7X4	T38.7X5	T38.7X6
Anemone pulsatilla	T62.2X1	T62.2X2	T62.2X3	T62.2X4	–	–
Anesthesia						
caudal	T41.3X1	T41.3X2	T41.3X3	T41.3X4	T41.3X5	T41.3X6
endotracheal	T41.0X1	T41.0X2	T41.0X3	T41.0X4	T41.0X5	T41.0X6
epidural	T41.3X1	T41.3X2	T41.3X3	T41.3X4	T41.3X5	T41.3X6
inhalation	T41.0X1	T41.0X2	T41.0X3	T41.0X4	T41.0X5	T41.0X6
local	T41.3X1	T41.3X2	T41.3X3	T41.3X4	T41.3X5	T41.3X6

Substance	Poisoning, Accidental (unintentional)	Poisoning, Intentional self-harm	Poisoning, Assault	Poisoning, Undetermined	Adverse effect	Underdosing
mucosal	T41.3X1	T41.3X2	T41.3X3	T41.3X4	T41.3X5	T41.3X6
muscle relaxation	T48.1X1	T48.1X2	T48.1X3	T48.1X4	T48.1X5	T48.1X6
nerve blocking	T41.3X1	T41.3X2	T41.3X3	T41.3X4	T41.3X5	T41.3X6
plexus blocking	T41.3X1	T41.3X2	T41.3X3	T41.3X4	T41.3X5	T41.3X6
potentiated	T41.201	T41.202	T41.203	T41.204	T41.205	T41.206
rectal	T41.201	T41.202	T41.203	T41.204	T41.205	T41.206
general	T41.201	T41.202	T41.203	T41.204	T41.205	T41.206
local	T41.3X1	T41.3X2	T41.3X3	T41.3X4	T41.3X5	T41.3X6
regional	T41.3X1	T41.3X2	T41.3X3	T41.3X4	T41.3X5	T41.3X6
surface	T41.3X1	T41.3X2	T41.3X3	T41.3X4	T41.3X5	T41.3X6
Anesthetic NEC (*see also* Anesthesia)	T41.41	T41.42	T41.43	T41.44	T41.45	T41.46
with muscle relaxant	T41.201	T41.202	T41.203	T41.204	T41.205	T41.206
general	T41.201	T41.202	T41.203	T41.204	T41.205	T41.206
local	T41.3X1	T41.3X2	T41.3X3	T41.3X4	T41.3X5	T41.3X6
gaseous NEC	T41.0X1	T41.0X2	T41.0X3	T41.0X4	T41.0X5	T41.0X6
general NEC	T41.201	T41.202	T41.203	T41.204	T41.205	T41.206
halogenated hydrocarbon derivatives NEC	T41.0X1	T41.0X2	T41.0X3	T41.0X4	T41.0X5	T41.0X6
infiltration NEC	T41.3X1	T41.3X2	T41.3X3	T41.3X4	T41.3X5	T41.3X6
intravenous NEC	T41.1X1	T41.1X2	T41.1X3	T41.1X4	T41.1X5	T41.1X6
local NEC	T41.3X1	T41.3X2	T41.3X3	T41.3X4	T41.3X5	T41.3X6
rectal	T41.201	T41.202	T41.203	T41.204	T41.205	T41.206
general	T41.201	T41.202	T41.203	T41.204	T41.205	T41.206
local	T41.3X1	T41.3X2	T41.3X3	T41.3X4	T41.3X5	T41.3X6

Substance	Poisoning, Accidental (unintentional)	Poisoning, Intentional self-harm	Poisoning, Assault	Poisoning, Undetermined	Adverse effect	Underdosing
regional NEC	T41.3X1	T41.3X2	T41.3X3	T41.3X4	T41.3X5	T41.3X6
spinal NEC	T41.3X1	T41.3X2	T41.3X3	T41.3X4	T41.3X5	T41.3X6
thiobarbiturate	T41.1X1	T41.1X2	T41.1X3	T41.1X4	T41.1X5	T41.1X6
topical	T41.3X1	T41.3X2	T41.3X3	T41.3X4	T41.3X5	T41.3X6
Aneurine	T45.2X1	T45.2X2	T45.2X3	T45.2X4	T45.2X5	T45.2X6
Angio-Conray	T50.8X1	T50.8X2	T50.8X3	T50.8X4	T50.8X5	T50.8X6
Angiotensin	T44.5X1	T44.5X2	T44.5X3	T44.5X4	T44.5X5	T44.5X6
Angiotensinamide	T44.991	T44.992	T44.993	T44.994	T44.995	T44.996
Anhydrohydroxy-progesterone	T38.5X1	T38.5X2	T38.5X3	T38.5X4	T38.5X5	T38.5X6
Anhydron	T50.2X1	T50.2X2	T50.2X3	T50.2X4	T50.2X5	T50.2X6
Anileridine	T40.491	T40.492	T40.493	T40.494	T40.495	T40.496
Aniline (dye) (liquid)	T65.3X1	T65.3X2	T65.3X3	T65.3X4	–	–
analgesic	T39.1X1	T39.1X2	T39.1X3	T39.1X4	T39.1X5	T39.1X6
derivatives, therapeutic NEC	T39.1X1	T39.1X2	T39.1X3	T39.1X4	T39.1X5	T39.1X6
vapor	T65.3X1	T65.3X2	T65.3X3	T65.3X4	–	–
Aniscoropine	T44.3X1	T44.3X2	T44.3X3	T44.3X4	T44.3X5	T44.3X6
Anise oil	T47.5X1	T47.5X2	T47.5X3	T47.5X4	T47.5X5	T47.5X6
Anisidine	T65.3X1	T65.3X2	T65.3X3	T65.3X4	–	–
Anisindione	T45.511	T45.512	T45.513	T45.514	T45.515	T45.516

Substance	Poisoning, Accidental (unintentional)	Poisoning, Intentional self-harm	Poisoning, Assault	Poisoning, Undetermined	Adverse effect	Underdosing
Anisotropine methyl-bromide	T44.3X1	T44.3X2	T44.3X3	T44.3X4	T44.3X5	T44.3X6
Anistreplase	T45.611	T45.612	T45.613	T45.614	T45.615	T45.616
Anorexiant (central)	T50.5X1	T50.5X2	T50.5X3	T50.5X4	T50.5X5	T50.5X6
Anorexic agents	T50.5X1	T50.5X2	T50.5X3	T50.5X4	T50.5X5	T50.5X6
Ansamycin	T36.6X1	T36.6X2	T36.6X3	T36.6X4	T36.6X5	T36.6X6
Ant (bite) (sting)	T63.421	T63.422	T63.423	T63.424	–	–
Ant poison — *see* Insecticide						
Antabuse	T50.6X1	T50.6X2	T50.6X3	T50.6X4	T50.6X5	T50.6X6
Antacid NEC	T47.1X1	T47.1X2	T47.1X3	T47.1X4	T47.1X5	T47.1X6
Antagonist						
aldosterone	T50.0X1	T50.0X2	T50.0X3	T50.0X4	T50.0X5	T50.0X6
alpha-adrenoreceptor	T44.6X1	T44.6X2	T44.6X3	T44.6X4	T44.6X5	T44.6X6
anticoagulant	T45.7X1	T45.7X2	T45.7X3	T45.7X4	T45.7X5	T45.7X6
beta-adrenoreceptor	T44.7X1	T44.7X2	T44.7X3	T44.7X4	T44.7X5	T44.7X6
extrapyramidal NEC	T44.3X1	T44.3X2	T44.3X3	T44.3X4	T44.3X5	T44.3X6
folic acid	T45.1X1	T45.1X2	T45.1X3	T45.1X4	T45.1X5	T45.1X6
H2 receptor	T47.0X1	T47.0X2	T47.0X3	T47.0X4	T47.0X5	T47.0X6
heavy metal	T45.8X1	T45.8X2	T45.8X3	T45.8X4	T45.8X5	T45.8X6
narcotic analgesic	T50.7X1	T50.7X2	T50.7X3	T50.7X4	T50.7X5	T50.7X6
opiate	T50.7X1	T50.7X2	T50.7X3	T50.7X4	T50.7X5	T50.7X6
pyrimidine	T45.1X1	T45.1X2	T45.1X3	T45.1X4	T45.1X5	T45.1X6
serotonin	T46.5X1	T46.5X2	T46.5X3	T46.5X4	T46.5X5	T46.5X6
Antazolin (e)	T45.0X1	T45.0X2	T45.0X3	T45.0X4	T45.0X5	T45.0X6
Anterior pituitary hormone NEC	T38.811	T38.812	T38.813	T38.814	T38.815	T38.816
Anthelmintic NEC	T37.4X1	T37.4X2	T37.4X3	T37.4X4	T37.4X5	T37.4X6
Anthiolimine	T37.4X1	T37.4X2	T37.4X3	T37.4X4	T37.4X5	T37.4X6
Anthralin	T49.4X1	T49.4X2	T49.4X3	T49.4X4	T49.4X5	T49.4X6

Substance	Poisoning, Accidental (unintentional)	Poisoning, Intentional self-harm	Poisoning, Assault	Poisoning, Undetermined	Adverse effect	Underdosing
Anthramycin	T45.1X1	T45.1X2	T45.1X3	T45.1X4	T45.1X5	T45.1X6
Antiadrenergic NEC	T44.8X1	T44.8X2	T44.8X3	T44.8X4	T44.8X5	T44.8X6
Antiallergic NEC	T45.0X1	T45.0X2	T45.0X3	T45.0X4	T45.0X5	T45.0X6
Anti-anemic (drug) (preparation)	T45.8X1	T45.8X2	T45.8X3	T45.8X4	T45.8X5	T45.8X6
Antiandrogen NEC	T38.6X1	T38.6X2	T38.6X3	T38.6X4	T38.6X5	T38.6X6
Antianxiety drug NEC	T43.501	T43.502	T43.503	T43.504	T43.505	T43.506
Antiaris toxicaria	T65.891	T65.892	T65.893	T65.894	--	--
Antiarteriosclerotic drug	T46.6X1	T46.6X2	T46.6X3	T46.6X4	T46.6X5	T46.6X6
Antiasthmatic drug NEC	T48.6X1	T48.6X2	T48.6X3	T48.6X4	T48.6X5	T48.6X6
Antibiotic NEC	T36.91	T36.92	T36.93	T36.94	T36.95	T36.96
aminoglycoside	T36.5X1	T36.5X2	T36.5X3	T36.5X4	T36.5X5	T36.5X6
anticancer	T45.1X1	T45.1X2	T45.1X3	T45.1X4	T45.1X5	T45.1X6
antifungal	T36.7X1	T36.7X2	T36.7X3	T36.7X4	T36.7X5	T36.7X6
antimycobacterial	T36.5X1	T36.5X2	T36.5X3	T36.5X4	T36.5X5	T36.5X6
antineoplastic	T45.1X1	T45.1X2	T45.1X3	T45.1X4	T45.1X5	T45.1X6
cephalosporin (group)	T36.1X1	T36.1X2	T36.1X3	T36.1X4	T36.1X5	T36.1X6
chloramphenicol (group)	T36.2X1	T36.2X2	T36.2X3	T36.2X4	T36.2X5	T36.2X6
ENT	T49.6X1	T49.6X2	T49.6X3	T49.6X4	T49.6X5	T49.6X6
eye	T49.5X1	T49.5X2	T49.5X3	T49.5X4	T49.5X5	T49.5X6
fungicidal (local)	T49.0X1	T49.0X2	T49.0X3	T49.0X4	T49.0X5	T49.0X6
intestinal	T36.8X1	T36.8X2	T36.8X3	T36.8X4	T36.8X5	T36.8X6
b-lactam NEC	T36.1X1	T36.1X2	T36.1X3	T36.1X4	T36.1X5	T36.1X6
local	T49.0X1	T49.0X2	T49.0X3	T49.0X4	T49.0X5	T49.0X6
macrolides	T36.3X1	T36.3X2	T36.3X3	T36.3X4	T36.3X5	T36.3X6
polypeptide	T36.8X1	T36.8X2	T36.8X3	T36.8X4	T36.8X5	T36.8X6
specified NEC	T36.8X1	T36.8X2	T36.8X3	T36.8X4	T36.8X5	T36.8X6

Substance	Poisoning, Accidental (unintentional)	Poisoning, Intentional self-harm	Poisoning, Assault	Poisoning, Undetermined	Adverse effect	Underdosing
tetracycline (group)	T36.4X1	T36.4X2	T36.4X3	T36.4X4	T36.4X5	T36.4X6
throat	T49.6X1	T49.6X2	T49.6X3	T49.6X4	T49.6X5	T49.6X6
Anticancer agents NEC	T45.1X1	T45.1X2	T45.1X3	T45.1X4	T45.1X5	T45.1X6
Anticholesterolemic drug NEC	T46.6X1	T46.6X2	T46.6X3	T46.6X4	T46.6X5	T46.6X6
Anticholinergic NEC	T44.3X1	T44.3X2	T44.3X3	T44.3X4	T44.3X5	T44.3X6
Anticholinesterase	T44.0X1	T44.0X2	T44.0X3	T44.0X4	T44.0X5	T44.0X6
organophosphorus	T44.0X1	T44.0X2	T44.0X3	T44.0X4	T44.0X5	T44.0X6
insecticide	T60.0X1	T60.0X2	T60.0X3	T60.0X4	–	–
nerve gas	T59.891	T59.892	T59.893	T59.894	–	–
reversible	T44.0X1	T44.0X2	T44.0X3	T44.0X4	T44.0X5	T44.0X6
ophthalmological	T49.5X1	T49.5X2	T49.5X3	T49.5X4	T49.5X5	T49.5X6
Anticoagulant NEC	T45.511	T45.512	T45.513	T45.514	T45.515	T45.516
antagonist	T45.7X1	T45.7X2	T45.7X3	T45.7X4	T45.7X5	T45.7X6
Anti-common-cold drug NEC	T48.5X1	T48.5X2	T48.5X3	T48.5X4	T48.5X5	T48.5X6
Anticonvulsant	T42.71	T42.72	T42.73	T42.74	T42.75	T42.76
barbiturate	T42.3X1	T42.3X2	T42.3X3	T42.3X4	T42.3X5	T42.3X6
combination (with barbiturate)	T42.3X1	T42.3X2	T42.3X3	T42.3X4	T42.3X5	T42.3X6
hydantoin	T42.0X1	T42.0X2	T42.0X3	T42.0X4	T42.0X5	T42.0X6
hypnotic NEC	T42.6X1	T42.6X2	T42.6X3	T42.6X4	T42.6X5	T42.6X6
oxazolidinedione	T42.2X1	T42.2X2	T42.2X3	T42.2X4	T42.2X5	T42.2X6
pyrimidinedione	T42.6X1	T42.6X2	T42.6X3	T42.6X4	T42.6X5	T42.6X6
specified NEC	T42.6X1	T42.6X2	T42.6X3	T42.6X4	T42.6X5	T42.6X6
succinimide	T42.2X1	T42.2X2	T42.2X3	T42.2X4	T42.2X5	T42.2X6
Anti-D immunoglobulin (human)	T50.Z11	T50.Z12	T50.Z13	T50.Z14	T50.Z15	T50.Z16

Substance	Poisoning, Accidental (unintentional)	Poisoning, Intentional self-harm	Poisoning, Assault	Poisoning, Undetermined	Adverse effect	Underdosing
Antidepressant	T43.201	T43.202	T43.203	T43.204	T43.205	T43.206
monoamine oxidase inhibitor	T43.1X1	T43.1X2	T43.1X3	T43.1X4	T43.1X5	T43.1X6
selective serotonin norepinephrine reuptake inhibitor	T43.211	T43.212	T43.213	T43.214	T43.215	T43.216
selective serotonin reuptake inhibitor	T43.221	T43.222	T43.223	T43.224	T43.225	T43.226
specified NEC	T43.291	T43.292	T43.293	T43.294	T43.295	T43.296
tetracyclic	T43.021	T43.022	T43.023	T43.024	T43.025	T43.026
triazolopyridine	T43.211	T43.212	T43.213	T43.214	T43.215	T43.216
tricyclic	T43.011	T43.012	T43.013	T43.014	T43.015	T43.016
Antidiabetic NEC	T38.3X1	T38.3X2	T38.3X3	T38.3X4	T38.3X5	T38.3X6
biguanide	T38.3X1	T38.3X2	T38.3X3	T38.3X4	T38.3X5	T38.3X6
and sulfonyl combined	T38.3X1	T38.3X2	T38.3X3	T38.3X4	T38.3X5	T38.3X6
combined	T38.3X1	T38.3X2	T38.3X3	T38.3X4	T38.3X5	T38.3X6
sulfonylurea	T38.3X1	T38.3X2	T38.3X3	T38.3X4	T38.3X5	T38.3X6
Antidiarrheal drug NEC	T47.6X1	T47.6X2	T47.6X3	T47.6X4	T47.6X5	T47.6X6
absorbent	T47.6X1	T47.6X2	T47.6X3	T47.6X4	T47.6X5	T47.6X6
Antidiphtheria serum	T50.Z11	T50.Z12	T50.Z13	T50.Z14	T50.Z15	T50.Z16
Antidiuretic hormone	T38.891	T38.892	T38.893	T38.894	T38.895	T38.896
Antidote NEC	T50.6X1	T50.6X2	T50.6X3	T50.6X4	T50.6X5	T50.6X6
heavy metal	T45.8X1	T45.8X2	T45.8X3	T45.8X4	T45.8X5	T45.8X6
Antidysrhythmic NEC	T46.2X1	T46.2X2	T46.2X3	T46.2X4	T46.2X5	T46.2X6
Antiemetic drug	T45.0X1	T45.0X2	T45.0X3	T45.0X4	T45.0X5	T45.0X6
Antiepilepsy agent	T42.71	T42.72	T42.73	T42.74	T42.75	T42.76
combination	T42.5X1	T42.5X2	T42.5X3	T42.5X4	T42.5X5	T42.5X6
mixed	T42.5X1	T42.5X2	T42.5X3	T42.5X4	T42.5X5	T42.5X6
specified, NEC	T42.6X1	T42.6X2	T42.6X3	T42.6X4	T42.6X5	T42.6X6
Antiestrogen NEC	T38.6X1	T38.6X2	T38.6X3	T38.6X4	T38.6X5	T38.6X6
Antifertility pill	T38.4X1	T38.4X2	T38.4X3	T38.4X4	T38.4X5	T38.4X6

Substance	Poisoning, Accidental (unintentional)	Poisoning, Intentional self-harm	Poisoning, Assault	Poisoning, Undetermined	Adverse effect	Underdosing
Antiestrogen NEC	T38.6X1	T38.6X2	T38.6X3	T38.6X4	T38.6X5	T38.6X6
Antifertility pill	T38.4X1	T38.4X2	T38.4X3	T38.4X4	T38.4X5	T38.4X6
Antifibrinolytic drug	T45.621	T45.622	T45.623	T45.624	T45.625	T45.626
Antifilarial drug	T37.4X1	T37.4X2	T37.4X3	T37.4X4	T37.4X5	T37.4X6
Antiflatulent	T47.5X1	T47.5X2	T47.5X3	T47.5X4	T47.5X5	T47.5X6
Antifreeze	T65.91	T65.92	T65.93	T65.94	–	–
alcohol	T51.1X1	T51.1X2	T51.1X3	T51.1X4	–	–
ethylene glycol	T51.8X1	T51.8X2	T51.8X3	T51.8X4	–	–
Antifungal						
antibiotic (systemic)	T36.7X1	T36.7X2	T36.7X3	T36.7X4	T36.7X5	T36.7X6
anti-infective NEC	T37.91	T37.92	T37.93	T37.94	T37.95	T37.96
disinfectant, local	T49.0X1	T49.0X2	T49.0X3	T49.0X4	T49.0X5	T49.0X6
nonmedicinal (spray)	T60.3X1	T60.3X2	T60.3X3	T60.3X4	–	–
topical	T49.0X1	T49.0X2	T49.0X3	T49.0X4	T49.0X5	T49.0X6
Anti-gastric-secretion drug NEC	T47.1X1	T47.1X2	T47.1X3	T47.1X4	T47.1X5	T47.1X6
Antigonadotrophin NEC	T38.6X1	T38.6X2	T38.6X3	T38.6X4	T38.6X5	T38.6X6
Antihallucinogen	T43.501	T43.502	T43.503	T43.504	T43.505	T43.506
Antihelmintics	T37.4X1	T37.4X2	T37.4X3	T37.4X4	T37.4X5	T37.4X6
Antihemophilic						
factor	T45.8X1	T45.8X2	T45.8X3	T45.8X4	T45.8X5	T45.8X6
fraction	T45.8X1	T45.8X2	T45.8X3	T45.8X4	T45.8X5	T45.8X6
globulin concentrate	T45.7X1	T45.7X2	T45.7X3	T45.7X4	T45.7X5	T45.7X6
human plasma	T45.8X1	T45.8X2	T45.8X3	T45.8X4	T45.8X5	T45.8X6
plasma, dried	T45.7X1	T45.7X2	T45.7X3	T45.7X4	T45.7X5	T45.7X6
Antihemorrhoidal preparation	T49.2X1	T49.2X2	T49.2X3	T49.2X4	T49.2X5	T49.2X6
Antiheparin drug	T45.7X1	T45.7X2	T45.7X3	T45.7X4	T45.7X5	T45.7X6

Substance	Poisoning, Accidental (unintentional)	Poisoning, Intentional self-harm	Poisoning, Assault	Poisoning, Undetermined	Adverse effect	Underdosing
Antihistamine	T45.0X1	T45.0X2	T45.0X3	T45.0X4	T45.0X5	T45.0X6
Antihookworm drug	T37.4X1	T37.4X2	T37.4X3	T37.4X4	T37.4X5	T37.4X6
Anti-human lymphocytic globulin	T50.Z11	T50.Z12	T50.Z13	T50.Z14	T50.Z15	T50.Z16
Antihyperlipidemic drug	T46.6X1	T46.6X2	T46.6X3	T46.6X4	T46.6X5	T46.6X6
Antihypertensive drug NEC	T46.5X1	T46.5X2	T46.5X3	T46.5X4	T46.5X5	T46.5X6
Anti-infective NEC	T37.91	T37.92	T37.93	T37.94	T37.95	T37.96
anthelmintic	T37.4X1	T37.4X2	T37.4X3	T37.4X4	T37.4X5	T37.4X6
antibiotics	T36.91	T36.92	T36.93	T36.94	T36.95	T36.96
specified NEC	T36.8X1	T36.8X2	T36.8X3	T36.8X4	T36.8X5	T36.8X6
antimalarial	T37.2X1	T37.2X2	T37.2X3	T37.2X4	T37.2X5	T37.2X6
antimycobacterial NEC	T37.1X1	T37.1X2	T37.1X3	T37.1X4	T37.1X5	T37.1X6
antibiotics	T36.5X1	T36.5X2	T36.5X3	T36.5X4	T36.5X5	T36.5X6
antiprotozoal NEC	T37.3X1	T37.3X2	T37.3X3	T37.3X4	T37.3X5	T37.3X6
blood	T37.2X1	T37.2X2	T37.2X3	T37.2X4	T37.2X5	T37.2X6
antiviral	T37.5X1	T37.5X2	T37.5X3	T37.5X4	T37.5X5	T37.5X6
arsenical	T37.8X1	T37.8X2	T37.8X3	T37.8X4	T37.8X5	T37.8X6
bismuth, local	T49.0X1	T49.0X2	T49.0X3	T49.0X4	T49.0X5	T49.0X6
ENT	T49.6X1	T49.6X2	T49.6X3	T49.6X4	T49.6X5	T49.6X6
eye NEC	T49.5X1	T49.5X2	T49.5X3	T49.5X4	T49.5X5	T49.5X6
heavy metals NEC	T37.8X1	T37.8X2	T37.8X3	T37.8X4	T37.8X5	T37.8X6
local NEC	T49.0X1	T49.0X2	T49.0X3	T49.0X4	T49.0X5	T49.0X6
specified NEC	T49.0X1	T49.0X2	T49.0X3	T49.0X4	T49.0X5	T49.0X6
mixed	T37.91	T37.92	T37.93	T37.94	T37.95	T37.96
ophthalmic preparation	T49.5X1	T49.5X2	T49.5X3	T49.5X4	T49.5X5	T49.5X6
topical NEC	T49.0X1	T49.0X2	T49.0X3	T49.0X4	T49.0X5	T49.0X6
Anti-inflammatory drug NEC	T39.391	T39.392	T39.393	T39.394	T39.395	T39.396

Substance	Poisoning, Accidental (unintentional)	Poisoning, Intentional self-harm	Poisoning, Assault	Poisoning, Undetermined	Adverse effect	Underdosing
local	T49.0X1	T49.0X2	T49.0X3	T49.0X4	T49.0X5	T49.0X6
nonsteroidal NEC	T39.391	T39.392	T39.393	T39.394	T39.395	T39.396
propionic acid derivative	T39.311	T39.312	T39.313	T39.314	T39.315	T39.316
specified NEC	T39.391	T39.392	T39.393	T39.394	T39.395	T39.396
Antikaluretic	T50.3X1	T50.3X2	T50.3X3	T50.3X4	T50.3X5	T50.3X6
Antiknock (tetraethyl lead)	T56.0X1	T56.0X2	T56.0X3	T56.0X4	–	–
Antilipemic drug NEC	T46.6X1	T46.6X2	T46.6X3	T46.6X4	T46.6X5	T46.6X6
Antimalarial	T37.2X1	T37.2X2	T37.2X3	T37.2X4	T37.2X5	T37.2X6
prophylactic NEC	T37.2X1	T37.2X2	T37.2X3	T37.2X4	T37.2X5	T37.2X6
pyrimidine derivative	T37.2X1	T37.2X2	T37.2X3	T37.2X4	T37.2X5	T37.2X6
Antimetabolite	T45.1X1	T45.1X2	T45.1X3	T45.1X4	T45.1X5	T45.1X6
Antimitotic agent	T45.1X1	T45.1X2	T45.1X3	T45.1X4	T45.1X5	T45.1X6
Antimony (compounds) (vapor) NEC	T56.891	T56.892	T56.893	T56.894	–	–
anti-infectives	T37.8X1	T37.8X2	T37.8X3	T37.8X4	T37.8X5	T37.8X6
dimercaptosuccinate	T37.3X1	T37.3X2	T37.3X3	T37.3X4	T37.3X5	T37.3X6
hydride	T56.891	T56.892	T56.893	T56.894	–	–
pesticide (vapor)	T60.8X1	T60.8X2	T60.8X3	T60.8X4	–	–
potassium (sodium) tartrate	T37.8X1	T37.8X2	T37.8X3	T37.8X4	T37.8X5	T37.8X6
sodium dimercaptosuccinate	T37.3X1	T37.3X2	T37.3X3	T37.3X4	T37.3X5	T37.3X6
tartrated	T37.8X1	T37.8X2	T37.8X3	T37.8X4	T37.8X5	T37.8X6
Antimuscarinic NEC	T44.3X1	T44.3X2	T44.3X3	T44.3X4	T44.3X5	T44.3X6
Antimycobacterial drug NEC	T37.1X1	T37.1X2	T37.1X3	T37.1X4	T37.1X5	T37.1X6
antibiotics	T36.5X1	T36.5X2	T36.5X3	T36.5X4	T36.5X5	T36.5X6
combination	T37.1X1	T37.1X2	T37.1X3	T37.1X4	T37.1X5	T37.1X6
Antinausea drug	T45.0X1	T45.0X2	T45.0X3	T45.0X4	T45.0X5	T45.0X6
Antinematode drug	T37.4X1	T37.4X2	T37.4X3	T37.4X4	T37.4X5	T37.4X6

Substance	Poisoning, Accidental (unintentional)	Poisoning, Intentional self-harm	Poisoning, Assault	Poisoning, Undetermined	Adverse effect	Underdosing
Antineoplastic NEC	T45.1X1	T45.1X2	T45.1X3	T45.1X4	T45.1X5	T45.1X6
alkaloidal	T45.1X1	T45.1X2	T45.1X3	T45.1X4	T45.1X5	T45.1X6
antibiotics	T45.1X1	T45.1X2	T45.1X3	T45.1X4	T45.1X5	T45.1X6
combination	T45.1X1	T45.1X2	T45.1X3	T45.1X4	T45.1X5	T45.1X6
estrogen	T38.5X1	T38.5X2	T38.5X3	T38.5X4	T38.5X5	T38.5X6
steroid	T38.7X1	T38.7X2	T38.7X3	T38.7X4	T38.7X5	T38.7X6
Antiparasitic drug (systemic)	T37.91	T37.92	T37.93	T37.94	T37.95	T37.96
local	T49.0X1	T49.0X2	T49.0X3	T49.0X4	T49.0X5	T49.0X6
specified NEC	T37.8X1	T37.8X2	T37.8X3	T37.8X4	T37.8X5	T37.8X6
Antiparkinsonism drug NEC	T42.8X1	T42.8X2	T42.8X3	T42.8X4	T42.8X5	T42.8X6
Antiperspirant NEC	T49.2X1	T49.2X2	T49.2X3	T49.2X4	T49.2X5	T49.2X6
Antiphlogistic NEC	T39.4X1	T39.4X2	T39.4X3	T39.4X4	T39.4X5	T39.4X6
Antiplatyhelmintic drug	T37.4X1	T37.4X2	T37.4X3	T37.4X4	T37.4X5	T37.4X6
Antiprotozoal drug NEC	T37.3X1	T37.3X2	T37.3X3	T37.3X4	T37.3X5	T37.3X6
blood	T37.2X1	T37.2X2	T37.2X3	T37.2X4	T37.2X5	T37.2X6
local	T49.0X1	T49.0X2	T49.0X3	T49.0X4	T49.0X5	T49.0X6
Antipruritic drug NEC	T49.1X1	T49.1X2	T49.1X3	T49.1X4	T49.1X5	T49.1X6
Antipsychotic drug	T43.501	T43.502	T43.503	T43.504	T43.505	T43.506
specified NEC	T43.591	T43.592	T43.593	T43.594	T43.595	T43.596
Antipyretic	T39.91	T39.92	T39.93	T39.94	T39.95	T39.96
specified NEC	T39.8X1	T39.8X2	T39.8X3	T39.8X4	T39.8X5	T39.8X6
Antipyrine	T39.2X1	T39.2X2	T39.2X3	T39.2X4	T39.2X5	T39.2X6
Antirabies hyperimmune serum	T50.Z11	T50.Z12	T50.Z13	T50.Z14	T50.Z15	T50.Z16
Antirheumatic NEC	T39.4X1	T39.4X2	T39.4X3	T39.4X4	T39.4X5	T39.4X6
Antirigidity drug NEC	T42.8X1	T42.8X2	T42.8X3	T42.8X4	T42.8X5	T42.8X6
Antischistosomal drug	T37.4X1	T37.4X2	T37.4X3	T37.4X4	T37.4X5	T37.4X6

Substance	Poisoning, Accidental (unintentional)	Poisoning, Intentional self-harm	Poisoning, Assault	Poisoning, Undetermined	Adverse effect	Underdosing
Antiscorpion sera	T50.Z11	T50.Z12	T50.Z13	T50.Z14	T50.Z15	T50.Z16
Antiseborrheics	T49.4X1	T49.4X2	T49.4X3	T49.4X4	T49.4X5	T49.4X6
Antiseptics (external) (medicinal)	T49.0X1	T49.0X2	T49.0X3	T49.0X4	T49.0X5	T49.0X6
Antistine	T45.0X1	T45.0X2	T45.0X3	T45.0X4	T45.0X5	T45.0X6
Antitapeworm drug	T37.4X1	T37.4X2	T37.4X3	T37.4X4	T37.4X5	T37.4X6
Antitetanus immunoglobulin	T50.Z11	T50.Z12	T50.Z13	T50.Z14	T50.Z15	T50.Z16
Antithrombotic	T45.521	T45.522	T45.523	T45.524	T45.525	T45.526
Antithyroid drug NEC	T38.2X1	T38.2X2	T38.2X3	T38.2X4	T38.2X5	T38.2X6
Antitoxin	T50.Z11	T50.Z12	T50.Z13	T50.Z14	T50.Z15	T50.Z16
diphtheria	T50.Z11	T50.Z12	T50.Z13	T50.Z14	T50.Z15	T50.Z16
gas gangrene	T50.Z11	T50.Z12	T50.Z13	T50.Z14	T50.Z15	T50.Z16
tetanus	T50.Z11	T50.Z12	T50.Z13	T50.Z14	T50.Z15	T50.Z16
Antitrichomonal drug	T37.3X1	T37.3X2	T37.3X3	T37.3X4	T37.3X5	T37.3X6
Antituberculars	T37.1X1	T37.1X2	T37.1X3	T37.1X4	T37.1X5	T37.1X6
antibiotics	T36.5X1	T36.5X2	T36.5X3	T36.5X4	T36.5X5	T36.5X6
Antitussive NEC	T48.3X1	T48.3X2	T48.3X3	T48.3X4	T48.3X5	T48.3X6
codeine mixture	T40.2X1	T40.2X2	T40.2X3	T40.2X4	T40.2X5	T40.2X6
opiate	T40.2X1	T40.2X2	T40.2X3	T40.2X4	T40.2X5	T40.2X6
Antivaricose drug	T46.8X1	T46.8X2	T46.8X3	T46.8X4	T46.8X5	T46.8X6
Antivenin, antivenom (sera)	T50.Z11	T50.Z12	T50.Z13	T50.Z14	T50.Z15	T50.Z16
crotaline	T50.Z11	T50.Z12	T50.Z13	T50.Z14	T50.Z15	T50.Z16
spider bite	T50.Z11	T50.Z12	T50.Z13	T50.Z14	T50.Z15	T50.Z16
Antivertigo drug	T45.0X1	T45.0X2	T45.0X3	T45.0X4	T45.0X5	T45.0X6
Antiviral drug NEC	T37.5X1	T37.5X2	T37.5X3	T37.5X4	T37.5X5	T37.5X6
eye	T49.5X1	T49.5X2	T49.5X3	T49.5X4	T49.5X5	T49.5X6

Substance	Poisoning, Accidental (unintentional)	Poisoning, Intentional self-harm	Poisoning, Assault	Poisoning, Undetermined	Adverse effect	Underdosing
Antiwhipworm drug	T37.4X1	T37.4X2	T37.4X3	T37.4X4	T37.4X5	T37.4X6
Antrol (*see also* by specific chemical substance)	T60.91	T60.92	T60.93	T60.94	–	–
fungicide	T60.91	T60.92	T60.93	T60.94	–	–
ANTU (alpha naphthylthiourea)	T60.4X1	T60.4X2	T60.4X3	T60.4X4	–	–
Apalcillin	T36.0X1	T36.0X2	T36.0X3	T36.0X4	T36.0X5	T36.0X6
APC	T48.5X1	T48.5X2	T48.5X3	T48.5X4	T48.5X5	T48.5X6
Aplonidine	T44.4X1	T44.4X2	T44.4X3	T44.4X4	T44.4X5	T44.4X6
Apomorphine	T47.7X1	T47.7X2	T47.7X3	T47.7X4	T47.7X5	T47.7X6
Appetite depressants, central	T50.5X1	T50.5X2	T50.5X3	T50.5X4	T50.5X5	T50.5X6
Apraclonidine (hydrochloride)	T44.4X1	T44.4X2	T44.4X3	T44.4X4	T44.4X5	T44.4X6
Apresoline	T46.5X1	T46.5X2	T46.5X3	T46.5X4	T46.5X5	T46.5X6
Aprindine	T46.2X1	T46.2X2	T46.2X3	T46.2X4	T46.2X5	T46.2X6
Aprobarbital	T42.3X1	T42.3X2	T42.3X3	T42.3X4	T42.3X5	T42.3X6
Apronalide	T42.6X1	T42.6X2	T42.6X3	T42.6X4	T42.6X5	T42.6X6
Aprotinin	T45.621	T45.622	T45.623	T45.624	T45.625	T45.626
Aptocaine	T41.3X1	T41.3X2	T41.3X3	T41.3X4	T41.3X5	T41.3X6
Aqua fortis	T54.2X1	T54.2X2	T54.2X3	T54.2X4	–	–
Ara-A	T37.5X1	T37.5X2	T37.5X3	T37.5X4	T37.5X5	T37.5X6
Ara-C	T45.1X1	T45.1X2	T45.1X3	T45.1X4	T45.1X5	T45.1X6
Arachis oil	T49.3X1	T49.3X2	T49.3X3	T49.3X4	T49.3X5	T49.3X6
cathartic	T47.4X1	T47.4X2	T47.4X3	T47.4X4	T47.4X5	T47.4X6
Aralen	T37.2X1	T37.2X2	T37.2X3	T37.2X4	T37.2X5	T37.2X6
Arecoline	T44.1X1	T44.1X2	T44.1X3	T44.1X4	T44.1X5	T44.1X6
Arginine	T50.991	T50.992	T50.993	T50.994	T50.995	T50.996
glutamate	T50.991	T50.992	T50.993	T50.994	T50.995	T50.996
Argyrol	T49.0X1	T49.0X2	T49.0X3	T49.0X4	T49.0X5	T49.0X6
ENT agent	T49.6X1	T49.6X2	T49.6X3	T49.6X4	T49.6X5	T49.6X6

Substance	Poisoning, Accidental (unintentional)	Poisoning, Intentional self-harm	Poisoning, Assault	Poisoning, Undetermined	Adverse effect	Underdosing
ENT agent	T49.6X1	T49.6X2	T49.6X3	T49.6X4	T49.6X5	T49.6X6
ophthalmic preparation	T49.5X1	T49.5X2	T49.5X3	T49.5X4	T49.5X5	T49.5X6
topical NEC	T49.0X1	T49.0X2	T49.0X3	T49.0X4	T49.0X5	T49.0X6
Aromatics, corrosive	T54.1X1	T54.1X2	T54.1X3	T54.1X4	–	–
disinfectants	T54.1X1	T54.1X2	T54.1X3	T54.1X4	–	–
Arsenate of lead	T57.0X1	T57.0X2	T57.0X3	T57.0X4	–	–
herbicide	T57.0X1	T57.0X2	T57.0X3	T57.0X4	–	–
Arsenic, arsenicals (compounds) (dust) (vapor) **NEC**	T57.0X1	T57.0X2	T57.0X3	T57.0X4	–	–
anti-infectives	T37.8X1	T37.8X2	T37.8X3	T37.8X4	T37.8X5	T37.8X6
pesticide (dust) (fumes)	T57.0X1	T57.0X2	T57.0X3	T57.0X4	–	–
Arsine (gas)	T57.0X1	T57.0X2	T57.0X3	T57.0X4	–	–
Arsphenamine (silver)	T37.8X1	T37.8X2	T37.8X3	T37.8X4	T37.8X5	T37.8X6
Arsthinol	T37.3X1	T37.3X2	T37.3X3	T37.3X4	T37.3X5	T37.3X6
Artane	T44.3X1	T44.3X2	T44.3X3	T44.3X4	T44.3X5	T44.3X6
Arthropod (venomous) **NEC**	T63.481	T63.482	T63.483	T63.484	–	–
Articaine	T41.3X1	T41.3X2	T41.3X3	T41.3X4	T41.3X5	T41.3X6
Asbestos	T57.8X1	T57.8X2	T57.8X3	T57.8X4	–	–
Ascaridole	T37.4X1	T37.4X2	T37.4X3	T37.4X4	T37.4X5	T37.4X6
Ascorbic acid	T45.2X1	T45.2X2	T45.2X3	T45.2X4	T45.2X5	T45.2X6
Asiaticoside	T49.0X1	T49.0X2	T49.0X3	T49.0X4	T49.0X5	T49.0X6
Asparaginase	T45.1X1	T45.1X2	T45.1X3	T45.1X4	T45.1X5	T45.1X6
Aspidium (oleoresin)	T37.4X1	T37.4X2	T37.4X3	T37.4X4	T37.4X5	T37.4X6
Aspirin (aluminum) (soluble)	T39.011	T39.012	T39.013	T39.014	T39.015	T39.016
Aspoxicillin	T36.0X1	T36.0X2	T36.0X3	T36.0X4	T36.0X5	T36.0X6

Substance	Poisoning, Accidental (unintentional)	Poisoning, Intentional self-harm	Poisoning, Assault	Poisoning, Undetermined	Adverse effect	Underdosing
Astemizole	T45.0X1	T45.0X2	T45.0X3	T45.0X4	T45.0X5	T45.0X6
Astringent (local)	T49.2X1	T49.2X2	T49.2X3	T49.2X4	T49.2X5	T49.2X6
specified NEC	T49.2X1	T49.2X2	T49.2X3	T49.2X4	T49.2X5	T49.2X6
Astromicin	T36.5X1	T36.5X2	T36.5X3	T36.5X4	T36.5X5	T36.5X6
Ataractic drug NEC	T43.501	T43.502	T43.503	T43.504	T43.505	T43.506
Atenolol	T44.7X1	T44.7X2	T44.7X3	T44.7X4	T44.7X5	T44.7X6
Atonia drug, intestinal	T47.4X1	T47.4X2	T47.4X3	T47.4X4	T47.4X5	T47.4X6
Atophan	T50.4X1	T50.4X2	T50.4X3	T50.4X4	T50.4X5	T50.4X6
Atracurium besilate	T48.1X1	T48.1X2	T48.1X3	T48.1X4	T48.1X5	T48.1X6
Atropine	T44.3X1	T44.3X2	T44.3X3	T44.3X4	T44.3X5	T44.3X6
derivative	T44.3X1	T44.3X2	T44.3X3	T44.3X4	T44.3X5	T44.3X6
methonitrate	T44.3X1	T44.3X2	T44.3X3	T44.3X4	T44.3X5	T44.3X6
Attapulgite	T47.6X1	T47.6X2	T47.6X3	T47.6X4	T47.6X5	T47.6X6
Auramine	T65.891	T65.892	T65.893	T65.894	–	–
dye	T65.6X1	T65.6X2	T65.6X3	T65.6X4	–	–
fungicide	T60.3X1	T60.3X2	T60.3X3	T60.3X4	–	–
Auranofin	T39.4X1	T39.4X2	T39.4X3	T39.4X4	T39.4X5	T39.4X6
Aurantiin	T46.991	T46.992	T46.993	T46.994	T46.995	T46.996
Aureomycin	T36.4X1	T36.4X2	T36.4X3	T36.4X4	T36.4X5	T36.4X6
ophthalmic preparation	T49.5X1	T49.5X2	T49.5X3	T49.5X4	T49.5X5	T49.5X6
topical NEC	T49.0X1	T49.0X2	T49.0X3	T49.0X4	T49.0X5	T49.0X6
Aurothioglucose	T39.4X1	T39.4X2	T39.4X3	T39.4X4	T39.4X5	T39.4X6
Aurothioglycanide	T39.4X1	T39.4X2	T39.4X3	T39.4X4	T39.4X5	T39.4X6
Aurothiomalate sodium	T39.4X1	T39.4X2	T39.4X3	T39.4X4	T39.4X5	T39.4X6
Aurotioprol	T39.4X1	T39.4X2	T39.4X3	T39.4X4	T39.4X5	T39.4X6
Automobile fuel	T52.0X1	T52.0X2	T52.0X3	T52.0X4	–	–

Substance	Poisoning, Accidental (unintentional)	Poisoning, Intentional self-harm	Poisoning, Assault	Poisoning, Undetermined	Adverse effect	Underdosing
Autonomic nervous system agent NEC	T44.901	T44.902	T44.903	T44.904	T44.905	T44.906
Avlosulfon	T37.1X1	T37.1X2	T37.1X3	T37.1X4	T37.1X5	T37.1X6
Avomine	T42.6X1	T42.6X2	T42.6X3	T42.6X4	T42.6X5	T42.6X6
Axerophthol	T45.2X1	T45.2X2	T45.2X3	T45.2X4	T45.2X5	T45.2X6
Azacitidine	T45.1X1	T45.1X2	T45.1X3	T45.1X4	T45.1X5	T45.1X6
Azacyclonol	T43.591	T43.592	T43.593	T43.594	T43.595	T43.596
Azadirachta	T60.2X1	T60.2X2	T60.2X3	T60.2X4	–	–
Azanidazole	T37.3X1	T37.3X2	T37.3X3	T37.3X4	T37.3X5	T37.3X6
Azapetine	T46.7X1	T46.7X2	T46.7X3	T46.7X4	T46.7X5	T46.7X6
Azapropazone	T39.2X1	T39.2X2	T39.2X3	T39.2X4	T39.2X5	T39.2X6
Azaribine	T45.1X1	T45.1X2	T45.1X3	T45.1X4	T45.1X5	T45.1X6
Azaserine	T45.1X1	T45.1X2	T45.1X3	T45.1X4	T45.1X5	T45.1X6
Azatadine	T45.0X1	T45.0X2	T45.0X3	T45.0X4	T45.0X5	T45.0X6
Azatepa	T45.1X1	T45.1X2	T45.1X3	T45.1X4	T45.1X5	T45.1X6
Azathioprine	T45.1X1	T45.1X2	T45.1X3	T45.1X4	T45.1X5	T45.1X6
Azelaic acid	T49.0X1	T49.0X2	T49.0X3	T49.0X4	T49.0X5	T49.0X6
Azelastine	T45.0X1	T45.0X2	T45.0X3	T45.0X4	T45.0X5	T45.0X6
Azidocillin	T36.0X1	T36.0X2	T36.0X3	T36.0X4	T36.0X5	T36.0X6
Azidothymidine	T37.5X1	T37.5X2	T37.5X3	T37.5X4	T37.5X5	T37.5X6
Azinphos (ethyl) (methyl)	T60.0X1	T60.0X2	T60.0X3	T60.0X4	–	–
Aziridine (chelating)	T54.1X1	T54.1X2	T54.1X3	T54.1X4	–	–
Azithromycin	T36.3X1	T36.3X2	T36.3X3	T36.3X4	T36.3X5	T36.3X6
Azlocillin	T36.0X1	T36.0X2	T36.0X3	T36.0X4	T36.0X5	T36.0X6
Azobenzene smoke	T65.3X1	T65.3X2	T65.3X3	T65.3X4	–	–

Substance	Poisoning, Accidental (unintentional)	Poisoning, Intentional self-harm	Poisoning, Assault	Poisoning, Undetermined	Adverse effect	Underdosing
acaricide	T60.8X1	T60.8X2	T60.8X3	T60.8X4	–	–
Azosulfamide	T37.0X1	T37.0X2	T37.0X3	T37.0X4	T37.0X5	T37.0X6
AZT	T37.5X1	T37.5X2	T37.5X3	T37.5X4	T37.5X5	T37.5X6
Aztreonam	T36.1X1	T36.1X2	T36.1X3	T36.1X4	T36.1X5	T36.1X6
Azulfidine	T37.0X1	T37.0X2	T37.0X3	T37.0X4	T37.0X5	T37.0X6
Azuresin	T50.8X1	T50.8X2	T50.8X3	T50.8X4	T50.8X5	T50.8X6
B						
Bacampicillin	T36.0X1	T36.0X2	T36.0X3	T36.0X4	T36.0X5	T36.0X6
Bacillus						
lactobacillus	T47.8X1	T47.8X2	T47.8X3	T47.8X4	T47.8X5	T47.8X6
subtilis	T47.6X1	T47.6X2	T47.6X3	T47.6X4	T47.6X5	T47.6X6
Bacimycin	T49.0X1	T49.0X2	T49.0X3	T49.0X4	T49.0X5	T49.0X6
ophthalmic preparation	T49.5X1	T49.5X2	T49.5X3	T49.5X4	T49.5X5	T49.5X6
Bacitracin zinc	T49.0X1	T49.0X2	T49.0X3	T49.0X4	T49.0X5	T49.0X6
with neomycin	T49.0X1	T49.0X2	T49.0X3	T49.0X4	T49.0X5	T49.0X6
ENT agent	T49.6X1	T49.6X2	T49.6X3	T49.6X4	T49.6X5	T49.6X6
ophthalmic preparation	T49.5X1	T49.5X2	T49.5X3	T49.5X4	T49.5X5	T49.5X6
topical NEC	T49.0X1	T49.0X2	T49.0X3	T49.0X4	T49.0X5	T49.0X6
Baclofen	T42.8X1	T42.8X2	T42.8X3	T42.8X4	T42.8X5	T42.8X6
Baking soda	T50.991	T50.992	T50.993	T50.994	T50.995	T50.996
BAL	T45.8X1	T45.8X2	T45.8X3	T45.8X4	T45.8X5	T45.8X6
Bambuterol	T48.6X1	T48.6X2	T48.6X3	T48.6X4	T48.6X5	T48.6X6
Bamethan (sulfate)	T46.7X1	T46.7X2	T46.7X3	T46.7X4	T46.7X5	T46.7X6
Bamifylline	T48.6X1	T48.6X2	T48.6X3	T48.6X4	T48.6X5	T48.6X6
Bamipine	T45.0X1	T45.0X2	T45.0X3	T45.0X4	T45.0X5	T45.0X6
Baneberry — *see* Actaea spicata						

Substance	Poisoning, Accidental (unintentional)	Poisoning, Intentional self-harm	Poisoning, Assault	Poisoning, Undetermined	Adverse effect	Underdosing
Banewort — *see* Belladonna						
Barbenyl	T42.3X1	T42.3X2	T42.3X3	T42.3X4	T42.3X5	T42.3X6
Barbexaclone	T42.6X1	T42.6X2	T42.6X3	T42.6X4	T42.6X5	T42.6X6
Barbital	T42.3X1	T42.3X2	T42.3X3	T42.3X4	T42.3X5	T42.3X6
sodium	T42.3X1	T42.3X2	T42.3X3	T42.3X4	T42.3X5	T42.3X6
Barbitone	T42.3X1	T42.3X2	T42.3X3	T42.3X4	T42.3X5	T42.3X6
Barbiturate NEC	T42.3X1	T42.3X2	T42.3X3	T42.3X4	T42.3X5	T42.3X6
with tranquilizer	T42.3X1	T42.3X2	T42.3X3	T42.3X4	T42.3X5	T42.3X6
anesthetic (intravenous)	T41.1X1	T41.1X2	T41.1X3	T41.1X4	T41.1X5	T41.1X6
Barium (carbonate) (chloride) (sulfite)	T57.8X1	T57.8X2	T57.8X3	T57.8X4	–	–
diagnostic agent	T50.8X1	T50.8X2	T50.8X3	T50.8X4	T50.8X5	T50.8X6
pesticide	T60.4X1	T60.4X2	T60.4X3	T60.4X4	–	–
rodenticide	T60.4X1	T60.4X2	T60.4X3	T60.4X4	–	–
sulfate (medicinal)	T50.8X1	T50.8X2	T50.8X3	T50.8X4	T50.8X5	T50.8X6
Barrier cream	T49.3X1	T49.3X2	T49.3X3	T49.3X4	T49.3X5	T49.3X6
Basic fuchsin	T49.0X1	T49.0X2	T49.0X3	T49.0X4	T49.0X5	T49.0X6
Battery acid or fluid	T54.2X1	T54.2X2	T54.2X3	T54.2X4	–	–
Bay rum	T51.8X1	T51.8X2	T51.8X3	T51.8X4	–	–
BCG (vaccine)	T50.A91	T50.A92	T50.A93	T50.A94	T50.A95	T50.A96
BCNU	T45.1X1	T45.1X2	T45.1X3	T45.1X4	T45.1X5	T45.1X6
Bearsfoot	T62.2X1	T62.2X2	T62.2X3	T62.2X4	–	–
Beclamide	T42.6X1	T42.6X2	T42.6X3	T42.6X4	T42.6X5	T42.6X6
Beclomethasone	T44.5X1	T44.5X2	T44.5X3	T44.5X4	T44.5X5	T44.5X6
Bee (sting) (venom)	T63.441	T63.442	T63.443	T63.444	–	–
Befunolol	T49.5X1	T49.5X2	T49.5X3	T49.5X4	T49.5X5	T49.5X6
Bekanamycin	T36.5X1	T36.5X2	T36.5X3	T36.5X4	T36.5X5	T36.5X6
Belladonna (*see also* Nightshade)						
alkaloids	T44.3X1	T44.3X2	T44.3X3	T44.3X4	T44.3X5	T44.3X6

Substance	Poisoning, Accidental (unintentional)	Poisoning, Intentional self-harm	Poisoning, Assault	Poisoning, Undetermined	Adverse effect	Underdosing
Belladonna (*see also* Nightshade)						
alkaloids	T44.3X1	T44.3X2	T44.3X3	T44.3X4	T44.3X5	T44.3X6
extract	T44.3X1	T44.3X2	T44.3X3	T44.3X4	T44.3X5	T44.3X6
herb	T44.3X1	T44.3X2	T44.3X3	T44.3X4	T44.3X5	T44.3X6
Bemegride	T50.7X1	T50.7X2	T50.7X3	T50.7X4	T50.7X5	T50.7X6
Benactyzine	T44.3X1	T44.3X2	T44.3X3	T44.3X4	T44.3X5	T44.3X6
Benadryl	T45.0X1	T45.0X2	T45.0X3	T45.0X4	T45.0X5	T45.0X6
Benaprizine	T44.3X1	T44.3X2	T44.3X3	T44.3X4	T44.3X5	T44.3X6
Benazepril	T46.4X1	T46.4X2	T46.4X3	T46.4X4	T46.4X5	T46.4X6
Bencyclane	T46.7X1	T46.7X2	T46.7X3	T46.7X4	T46.7X5	T46.7X6
Bendazol	T46.3X1	T46.3X2	T46.3X3	T46.3X4	T46.3X5	T46.3X6
Bendrofluazide	T50.2X1	T50.2X2	T50.2X3	T50.2X4	T50.2X5	T50.2X6
Bendroflumethiazide	T50.2X1	T50.2X2	T50.2X3	T50.2X4	T50.2X5	T50.2X6
Benemid	T50.4X1	T50.4X2	T50.4X3	T50.4X4	T50.4X5	T50.4X6
Benethamine penicillin	T36.0X1	T36.0X2	T36.0X3	T36.0X4	T36.0X5	T36.0X6
Benexate	T47.1X1	T47.1X2	T47.1X3	T47.1X4	T47.1X5	T47.1X6
Benfluorex	T46.6X1	T46.6X2	T46.6X3	T46.6X4	T46.6X5	T46.6X6
Benfotiamine	T45.2X1	T45.2X2	T45.2X3	T45.2X4	T45.2X5	T45.2X6
Benisone	T49.0X1	T49.0X2	T49.0X3	T49.0X4	T49.0X5	T49.0X6
Benomyl	T60.0X1	T60.0X2	T60.0X3	T60.0X4	—	—
Benoquin	T49.8X1	T49.8X2	T49.8X3	T49.8X4	T49.8X5	T49.8X6
Benoxinate	T41.3X1	T41.3X2	T41.3X3	T41.3X4	T41.3X5	T41.3X6
Benperidol	T43.4X1	T43.4X2	T43.4X3	T43.4X4	T43.4X5	T43.4X6
Benproperine	T48.3X1	T48.3X2	T48.3X3	T48.3X4	T48.3X5	T48.3X6
Benserazide	T42.8X1	T42.8X2	T42.8X3	T42.8X4	T42.8X5	T42.8X6
Bentazepam	T42.4X1	T42.4X2	T42.4X3	T42.4X4	T42.4X5	T42.4X6

Substance	Poisoning, Accidental (unintentional)	Poisoning, Intentional self-harm	Poisoning, Assault	Poisoning, Undetermined	Adverse effect	Underdosing
Bentiromide	T50.8X1	T50.8X2	T50.8X3	T50.8X4	T50.8X5	T50.8X6
Bentonite	T49.3X1	T49.3X2	T49.3X3	T49.3X4	T49.3X5	T49.3X6
Benzalbutyramide	T46.6X1	T46.6X2	T46.6X3	T46.6X4	T46.6X5	T46.6X6
Benzalkonium (chloride)	T49.0X1	T49.0X2	T49.0X3	T49.0X4	T49.0X5	T49.0X6
ophthalmic preparation	T49.5X1	T49.5X2	T49.5X3	T49.5X4	T49.5X5	T49.5X6
Benzamidosalicylate (calcium)	T37.1X1	T37.1X2	T37.1X3	T37.1X4	T37.1X5	T37.1X6
Benzamine	T41.3X1	T41.3X2	T41.3X3	T41.3X4	T41.3X5	T41.3X6
lactate	T49.1X1	T49.1X2	T49.1X3	T49.1X4	T49.1X5	T49.1X6
Benzamphetamine	T50.5X1	T50.5X2	T50.5X3	T50.5X4	T50.5X5	T50.5X6
Benzapril hydrochloride	T46.5X1	T46.5X2	T46.5X3	T46.5X4	T46.5X5	T46.5X6
Benzathine benzylpenicillin	T36.0X1	T36.0X2	T36.0X3	T36.0X4	T36.0X5	T36.0X6
Benzathine penicillin	T36.0X1	T36.0X2	T36.0X3	T36.0X4	T36.0X5	T36.0X6
Benzatropine	T42.8X1	T42.8X2	T42.8X3	T42.8X4	T42.8X5	T42.8X6
Benzbromarone	T50.4X1	T50.4X2	T50.4X3	T50.4X4	T50.4X5	T50.4X6
Benzcarbimine	T45.1X1	T45.1X2	T45.1X3	T45.1X4	T45.1X5	T45.1X6
Benzedrex	T44.991	T44.992	T44.993	T44.994	T44.995	T44.996
Benzedrine (amphetamine)	T43.621	T43.622	T43.623	T43.624	T43.625	T43.626
Benzenamine	T65.3X1	T65.3X2	T65.3X3	T65.3X4	–	–
Benzene	T52.1X1	T52.1X2	T52.1X3	T52.1X4	–	–
homologues (acetyl) (dimethyl)(methyl) (solvent)	T52.2X1	T52.2X2	T52.2X3	T52.2X4	–	–
Benzethonium (chloride)	T49.0X1	T49.0X2	T49.0X3	T49.0X4	T49.0X5	T49.0X6
Benzfetamine	T50.5X1	T50.5X2	T50.5X3	T50.5X4	T50.5X5	T50.5X6
Benzhexol	T44.3X1	T44.3X2	T44.3X3	T44.3X4	T44.3X5	T44.3X6
Benzhydramine (chloride)	T45.0X1	T45.0X2	T45.0X3	T45.0X4	T45.0X5	T45.0X6
Benzidine	T65.891	T65.892	T65.893	T65.894	–	–

Substance	Poisoning, Accidental (unintentional)	Poisoning, Intentional self-harm	Poisoning, Assault	Poisoning, Undetermined	Adverse effect	Underdosing
Benzilonium bromide	T44.3X1	T44.3X2	T44.3X3	T44.3X4	T44.3X5	T44.3X6
Benzimidazole	T60.3X1	T60.3X2	T60.3X3	T60.3X4	–	–
Benzin (e) — *see* Ligroin						
Benziodarone	T46.3X1	T46.3X2	T46.3X3	T46.3X4	T46.3X5	T46.3X6
Benznidazole	T37.3X1	T37.3X2	T37.3X3	T37.3X4	T37.3X5	T37.3X6
Benzocaine	T41.3X1	T41.3X2	T41.3X3	T41.3X4	T41.3X5	T41.3X6
Benzodiapin	T42.4X1	T42.4X2	T42.4X3	T42.4X4	T42.4X5	T42.4X6
Benzodiazepine NEC	T42.4X1	T42.4X2	T42.4X3	T42.4X4	T42.4X5	T42.4X6
Benzoic acid	T49.0X1	T49.0X2	T49.0X3	T49.0X4	T49.0X5	T49.0X6
with salicylic acid	T49.0X1	T49.0X2	T49.0X3	T49.0X4	T49.0X5	T49.0X6
Benzoin (tincture)	T48.5X1	T48.5X2	T48.5X3	T48.5X4	T48.5X5	T48.5X6
Benzol (benzene)	T52.1X1	T52.1X2	T52.1X3	T52.1X4	–	–
vapor	T52.0X1	T52.0X2	T52.0X3	T52.0X4	–	–
Benzomorphan	T40.2X1	T40.2X2	T40.2X3	T40.2X4	T40.2X5	T40.2X6
Benzonatate	T48.3X1	T48.3X2	T48.3X3	T48.3X4	T48.3X5	T48.3X6
Benzophenones	T49.3X1	T49.3X2	T49.3X3	T49.3X4	T49.3X5	T49.3X6
Benzopyrone	T46.991	T46.992	T46.993	T46.994	T46.995	T46.996
Benzothiadiazides	T50.2X1	T50.2X2	T50.2X3	T50.2X4	T50.2X5	T50.2X6
Benzoxonium chloride	T49.0X1	T49.0X2	T49.0X3	T49.0X4	T49.0X5	T49.0X6
Benzoyl peroxide	T49.0X1	T49.0X2	T49.0X3	T49.0X4	T49.0X5	T49.0X6
Benzoylpas calcium	T37.1X1	T37.1X2	T37.1X3	T37.1X4	T37.1X5	T37.1X6
Benzperidin	T43.591	T43.592	T43.593	T43.594	T43.595	T43.596
Benzperidol	T43.591	T43.592	T43.593	T43.594	T43.595	T43.596
Benzphetamine	T50.5X1	T50.5X2	T50.5X3	T50.5X4	T50.5X5	T50.5X6
Benzpyrinium bromide	T44.1X1	T44.1X2	T44.1X3	T44.1X4	T44.1X5	T44.1X6
Benzquinamide	T45.0X1	T45.0X2	T45.0X3	T45.0X4	T45.0X5	T45.0X6

Substance	Poisoning, Accidental (unintentional)	Poisoning, Intentional self-harm	Poisoning, Assault	Poisoning, Undetermined	Adverse effect	Underdosing
Benzthiazide	T50.2X1	T50.2X2	T50.2X3	T50.2X4	T50.2X5	T50.2X6
Benztropine						
anticholinergic	T44.3X1	T44.3X2	T44.3X3	T44.3X4	T44.3X5	T44.3X6
antiparkinson	T42.8X1	T42.8X2	T42.8X3	T42.8X4	T42.8X5	T42.8X6
Benzydamine	T49.0X1	T49.0X2	T49.0X3	T49.0X4	T49.0X5	T49.0X6
Benzyl						
acetate	T52.8X1	T52.8X2	T52.8X3	T52.8X4	–	–
alcohol	T49.0X1	T49.0X2	T49.0X3	T49.0X4	T49.0X5	T49.0X6
benzoate	T49.0X1	T49.0X2	T49.0X3	T49.0X4	T49.0X5	T49.0X6
benzoic acid	T49.0X1	T49.0X2	T49.0X3	T49.0X4	T49.0X5	T49.0X6
morphine	T40.2X1	T40.2X2	T40.2X3	T40.2X4	–	–
nicotinate	T46.6X1	T46.6X2	T46.6X3	T46.6X4	T46.6X5	T46.6X6
penicillin	T36.0X1	T36.0X2	T36.0X3	T36.0X4	T36.0X5	T36.0X6
Benzylhydrochlorthiazide	T50.2X1	T50.2X2	T50.2X3	T50.2X4	T50.2X5	T50.2X6
Benzylpenicillin	T36.0X1	T36.0X2	T36.0X3	T36.0X4	T36.0X5	T36.0X6
Benzylthiouracil	T38.2X1	T38.2X2	T38.2X3	T38.2X4	T38.2X5	T38.2X6
Bephenium hydroxy-naphthoate	T37.4X1	T37.4X2	T37.4X3	T37.4X4	T37.4X5	T37.4X6
Bepridil	T46.1X1	T46.1X2	T46.1X3	T46.1X4	T46.1X5	T46.1X6
Bergamot oil	T65.891	T65.892	T65.893	T65.894	–	–
Bergapten	T50.991	T50.992	T50.993	T50.994	T50.995	T50.996
Berries, poisonous	T62.1X1	T62.1X2	T62.1X3	T62.1X4	–	–
Beryllium (compounds)	T56.7X1	T56.7X2	T56.7X3	T56.7X4	–	–
b-acetyldigoxin	T46.0X1	T46.0X2	T46.0X3	T46.0X4	T46.0X5	T46.0X6
beta adrenergic blocking agent, heart	T44.7X1	T44.7X2	T44.7X3	T44.7X4	T44.7X5	T44.7X6

Substance	Poisoning, Accidental (unintentional)	Poisoning, Intentional self-harm	Poisoning, Assault	Poisoning, Undetermined	Adverse effect	Underdosing
b-benzalbutyramide	T46.6X1	T46.6X2	T46.6X3	T46.6X4	T46.6X5	T46.6X6
Betacarotene	T45.2X1	T45.2X2	T45.2X3	T45.2X4	T45.2X5	T45.2X6
b-eucaine	T49.1X1	T49.1X2	T49.1X3	T49.1X4	T49.1X5	T49.1X6
Beta-Chlor	T42.6X1	T42.6X2	T42.6X3	T42.6X4	T42.6X5	T42.6X6
b-galactosidase	T47.5X1	T47.5X2	T47.5X3	T47.5X4	T47.5X5	T47.5X6
Betahistine	T46.7X1	T46.7X2	T46.7X3	T46.7X4	T46.7X5	T46.7X6
Betaine	T47.5X1	T47.5X2	T47.5X3	T47.5X4	T47.5X5	T47.5X6
Betamethasone	T49.0X1	T49.0X2	T49.0X3	T49.0X4	T49.0X5	T49.0X6
topical	T49.0X1	T49.0X2	T49.0X3	T49.0X4	T49.0X5	T49.0X6
Betamicin	T36.8X1	T36.8X2	T36.8X3	T36.8X4	T36.8X5	T36.8X6
Betanidine	T46.5X1	T46.5X2	T46.5X3	T46.5X4	T46.5X5	T46.5X6
b-sitosterol(s)	T46.6X1	T46.6X2	T46.6X3	T46.6X4	T46.6X5	T46.6X6
Betaxolol	T44.7X1	T44.7X2	T44.7X3	T44.7X4	T44.7X5	T44.7X6
Betazole	T50.8X1	T50.8X2	T50.8X3	T50.8X4	T50.8X5	T50.8X6
Bethanechol	T44.1X1	T44.1X2	T44.1X3	T44.1X4	T44.1X5	T44.1X6
chloride	T44.1X1	T44.1X2	T44.1X3	T44.1X4	T44.1X5	T44.1X6
Bethanidine	T46.5X1	T46.5X2	T46.5X3	T46.5X4	T46.5X5	T46.5X6
Betoxycaine	T41.3X1	T41.3X2	T41.3X3	T41.3X4	T41.3X5	T41.3X6
Betula oil	T49.3X1	T49.3X2	T49.3X3	T49.3X4	T49.3X5	T49.3X6
Bevantolol	T44.7X1	T44.7X2	T44.7X3	T44.7X4	T44.7X5	T44.7X6
Bevonium metilsulfate	T44.3X1	T44.3X2	T44.3X3	T44.3X4	T44.3X5	T44.3X6
Bezafibrate	T46.6X1	T46.6X2	T46.6X3	T46.6X4	T46.6X5	T46.6X6
Bezitramide	T40.491	T40.492	T40.493	T40.494	T40.495	T40.496
BHA	T50.991	T50.992	T50.993	T50.994	T50.995	T50.996
Bhang	T40.711	T40.712	T40.713	T40.714	T40.715	T40.716
BHC (medicinal)	T49.0X1	T49.0X2	T49.0X3	T49.0X4	T49.0X5	T49.0X6

Substance	Poisoning, Accidental (unintentional)	Poisoning, Intentional self-harm	Poisoning, Assault	Poisoning, Undetermined	Adverse effect	Underdosing
nonmedicinal (vapor)	T53.6X1	T53.6X2	T53.6X3	T53.6X4	--	--
Bialamicol	T37.3X1	T37.3X2	T37.3X3	T37.3X4	T37.3X5	T37.3X6
Bibenzonium bromide	T48.3X1	T48.3X2	T48.3X3	T48.3X4	T48.3X5	T48.3X6
Bibrocathol	T49.5X1	T49.5X2	T49.5X3	T49.5X4	T49.5X5	T49.5X6
Bichloride of mercury — *see* Mercury, chloride						
Bichromates (calcium) (potassium) (sodium) (crystals)	T57.8X1	T57.8X2	T57.8X3	T57.8X4	--	--
fumes	T56.2X1	T56.2X2	T56.2X3	T56.2X4	--	--
Biclotymol	T49.6X1	T49.6X2	T49.6X3	T49.6X4	T49.6X5	T49.6X6
Bicucculine	T50.7X1	T50.7X2	T50.7X3	T50.7X4	T50.7X5	T50.7X6
Bifemelane	T43.291	T43.292	T43.293	T43.294	T43.295	T43.296
Biguanide derivatives, oral	T38.3X1	T38.3X2	T38.3X3	T38.3X4	T38.3X5	T38.3X6
Bile salts	T47.5X1	T47.5X2	T47.5X3	T47.5X4	T47.5X5	T47.5X6
Biligrafin	T50.8X1	T50.8X2	T50.8X3	T50.8X4	T50.8X5	T50.8X6
Bilopaque	T50.8X1	T50.8X2	T50.8X3	T50.8X4	T50.8X5	T50.8X6
Binifibrate	T46.6X1	T46.6X2	T46.6X3	T46.6X4	T46.6X5	T46.6X6
Binitrobenzol	T65.3X1	T65.3X2	T65.3X3	T65.3X4	--	--
Bioflavonoid(s)	T46.991	T46.992	T46.993	T46.994	T46.995	T46.996
Biological substance NEC	T50.901	T50.902	T50.903	T50.904	T50.905	T50.906
Biotin	T45.2X1	T45.2X2	T45.2X3	T45.2X4	T45.2X5	T45.2X6
Biperiden	T44.3X1	T44.3X2	T44.3X3	T44.3X4	T44.3X5	T44.3X6
Bisacodyl	T47.2X1	T47.2X2	T47.2X3	T47.2X4	T47.2X5	T47.2X6
Bisbentiamine	T45.2X1	T45.2X2	T45.2X3	T45.2X4	T45.2X5	T45.2X6

Substance	Poisoning, Accidental (unintentional)	Poisoning, Intentional self-harm	Poisoning, Assault	Poisoning, Undetermined	Adverse effect	Underdosing
Bisbutiamine	T45.2X1	T45.2X2	T45.2X3	T45.2X4	T45.2X5	T45.2X6
Bisdequalinium (salts) (diacetate)	T49.6X1	T49.6X2	T49.6X3	T49.6X4	T49.6X5	T49.6X6
Bishydroxycoumarin	T45.511	T45.512	T45.513	T45.514	T45.515	T45.516
Bismarsen	T37.8X1	T37.8X2	T37.8X3	T37.8X4	T37.8X5	T37.8X6
Bismuth salts	T47.6X1	T47.6X2	T47.6X3	T47.6X4	T47.6X5	T47.6X6
aluminate	T47.1X1	T47.1X2	T47.1X3	T47.1X4	T47.1X5	T47.1X6
anti-infectives	T37.8X1	T37.8X2	T37.8X3	T37.8X4	T37.8X5	T37.8X6
formic iodide	T49.0X1	T49.0X2	T49.0X3	T49.0X4	T49.0X5	T49.0X6
glycolylarsenate	T49.0X1	T49.0X2	T49.0X3	T49.0X4	T49.0X5	T49.0X6
nonmedicinal (compounds) NEC	T65.91	T65.92	T65.93	T65.94	–	–
subcarbonate	T47.6X1	T47.6X2	T47.6X3	T47.6X4	T47.6X5	T47.6X6
subsalicylate	T37.8X1	T37.8X2	T37.8X3	T37.8X4	T37.8X5	T37.8X6
sulfarsphenamine	T37.8X1	T37.8X2	T37.8X3	T37.8X4	T37.8X5	T37.8X6
Bisoprolol	T44.7X1	T44.7X2	T44.7X3	T44.7X4	T44.7X5	T44.7X6
Bisoxatin	T47.2X1	T47.2X2	T47.2X3	T47.2X4	T47.2X5	T47.2X6
Bisulepin (hydrochloride)	T45.0X1	T45.0X2	T45.0X3	T45.0X4	T45.0X5	T45.0X6
Bithionol	T37.8X1	T37.8X2	T37.8X3	T37.8X4	T37.8X5	T37.8X6
anthelmintic	T37.4X1	T37.4X2	T37.4X3	T37.4X4	T37.4X5	T37.4X6
Bitolterol	T48.6X1	T48.6X2	T48.6X3	T48.6X4	T48.6X5	T48.6X6
Bitoscanate	T37.4X1	T37.4X2	T37.4X3	T37.4X4	T37.4X5	T37.4X6
Bitter almond oil	T62.8X1	T62.8X2	T62.8X3	T62.8X4	–	–
Bittersweet	T62.2X1	T62.2X2	T62.2X3	T62.2X4	–	–
Black						
flag	T60.91	T60.92	T60.93	T60.94	–	–

Substance	Poisoning, Accidental (unintentional)	Poisoning, Intentional self-harm	Poisoning, Assault	Poisoning, Undetermined	Adverse effect	Underdosing
henbane	T62.2X1	T62.2X2	T62.2X3	T62.2X4	–	–
leaf (40)	T60.91	T60.92	T60.93	T60.94	–	–
widow spider (bite)	T63.311	T63.312	T63.313	T63.314	–	–
antivenin	T50.Z11	T50.Z12	T50.Z13	T50.Z14	T50.Z15	T50.Z16
Blast furnace gas (carbon monoxide from)	T58.8X1	T58.8X2	T58.8X3	T58.8X4	–	–
Bleach	T54.91	T54.92	T54.93	T54.94	–	–
Bleaching agent (medicinal)	T49.4X1	T49.4X2	T49.4X3	T49.4X4	T49.4X5	T49.4X6
Bleomycin	T45.1X1	T45.1X2	T45.1X3	T45.1X4	T45.1X5	T45.1X6
Blockain	T41.3X1	T41.3X2	T41.3X3	T41.3X4	T41.3X5	T41.3X6
infiltration (subcutaneous)	T41.3X1	T41.3X2	T41.3X3	T41.3X4	T41.3X5	T41.3X6
nerve block (peripheral) (plexus)	T41.3X1	T41.3X2	T41.3X3	T41.3X4	T41.3X5	T41.3X6
topical (surface)	T41.3X1	T41.3X2	T41.3X3	T41.3X4	T41.3X5	T41.3X6
Blockers, calcium channel	T46.1X1	T46.1X2	T46.1X3	T46.1X4	T46.1X5	T46.1X6
Blood (derivatives) (natural) (plasma) (whole)	T45.8X1	T45.8X2	T45.8X3	T45.8X4	T45.8X5	T45.8X6
dried	T45.8X1	T45.8X2	T45.8X3	T45.8X4	T45.8X5	T45.8X6
drug affecting NEC	T45.91	T45.92	T45.93	T45.94	T45.95	T45.96
expander NEC	T45.8X1	T45.8X2	T45.8X3	T45.8X4	T45.8X5	T45.8X6
fraction NEC	T45.8X1	T45.8X2	T45.8X3	T45.8X4	T45.8X5	T45.8X6
substitute (macromolecular)	T45.8X1	T45.8X2	T45.8X3	T45.8X4	T45.8X5	T45.8X6
Blue velvet	T40.2X1	T40.2X2	T40.2X3	T40.2X4	–	–
Bone meal	T62.8X1	T62.8X2	T62.8X3	T62.8X4	–	–
Bonine	T45.0X1	T45.0X2	T45.0X3	T45.0X4	T45.0X5	T45.0X6

Substance	Poisoning, Accidental (unintentional)	Poisoning, Intentional self-harm	Poisoning, Assault	Poisoning, Undetermined	Adverse effect	Underdosing
Bopindolol	T44.7X1	T44.7X2	T44.7X3	T44.7X4	T44.7X5	T44.7X6
Boracic acid	T49.0X1	T49.0X2	T49.0X3	T49.0X4	T49.0X5	T49.0X6
ENT agent	T49.6X1	T49.6X2	T49.6X3	T49.6X4	T49.6X5	T49.6X6
ophthalmic preparation	T49.5X1	T49.5X2	T49.5X3	T49.5X4	T49.5X5	T49.5X6
Borane complex	T57.8X1	T57.8X2	T57.8X3	T57.8X4	–	–
Borate(s)	T57.8X1	T57.8X2	T57.8X3	T57.8X4	–	–
buffer	T50.991	T50.992	T50.993	T50.994	T50.995	T50.996
cleanser	T54.91	T54.92	T54.93	T54.94	–	–
sodium	T57.8X1	T57.8X2	T57.8X3	T57.8X4	–	–
Borax (cleanser)	T54.91	T54.92	T54.93	T54.94	–	–
Bordeaux mixture	T60.3X1	T60.3X2	T60.3X3	T60.3X4	–	–
Boric acid	T49.0X1	T49.0X2	T49.0X3	T49.0X4	T49.0X5	T49.0X6
ENT agent	T49.6X1	T49.6X2	T49.6X3	T49.6X4	T49.6X5	T49.6X6
ophthalmic preparation	T49.5X1	T49.5X2	T49.5X3	T49.5X4	T49.5X5	T49.5X6
Bornaprine	T44.3X1	T44.3X2	T44.3X3	T44.3X4	T44.3X5	T44.3X6
Boron	T57.8X1	T57.8X2	T57.8X3	T57.8X4	–	–
hydride NEC	T57.8X1	T57.8X2	T57.8X3	T57.8X4	–	–
fumes or gas	T57.8X1	T57.8X2	T57.8X3	T57.8X4	–	–
trifluoride	T59.891	T59.892	T59.893	T59.894	–	–
Botox	T48.291	T48.292	T48.293	T48.294	T48.295	T48.296
Botulinus anti-toxin (type A, B)	T50.Z11	T50.Z12	T50.Z13	T50.Z14	T50.Z15	T50.Z16
Brake fluid vapor	T59.891	T59.892	T59.893	T59.894	–	–
Brallobarbital	T42.3X1	T42.3X2	T42.3X3	T42.3X4	T42.3X5	T42.3X6
Bran (wheat)	T47.4X1	T47.4X2	T47.4X3	T47.4X4	T47.4X5	T47.4X6

Substance	Poisoning, Accidental (unintentional)	Poisoning, Intentional self-harm	Poisoning, Assault	Poisoning, Undetermined	Adverse effect	Underdosing
Brass (fumes)	T56.891	T56.892	T56.893	T56.894	–	–
Brasso	T52.0X1	T52.0X2	T52.0X3	T52.0X4	–	–
Bretylium tosilate	T46.2X1	T46.2X2	T46.2X3	T46.2X4	T46.2X5	T46.2X6
Brevital (sodium)	T41.1X1	T41.1X2	T41.1X3	T41.1X4	T41.1X5	T41.1X6
Brinase	T45.3X1	T45.3X2	T45.3X3	T45.3X4	T45.3X5	T45.3X6
British antilewisite	T45.8X1	T45.8X2	T45.8X3	T45.8X4	T45.8X5	T45.8X6
Brodifacoum	T60.4X1	T60.4X2	T60.4X3	T60.4X4	–	–
Bromal (hydrate)	T42.6X1	T42.6X2	T42.6X3	T42.6X4	T42.6X5	T42.6X6
Bromazepam	T42.4X1	T42.4X2	T42.4X3	T42.4X4	T42.4X5	T42.4X6
Bromazine	T45.0X1	T45.0X2	T45.0X3	T45.0X4	T45.0X5	T45.0X6
Brombenzylcyanide	T59.3X1	T59.3X2	T59.3X3	T59.3X4	–	–
Bromelains	T45.3X1	T45.3X2	T45.3X3	T45.3X4	T45.3X5	T45.3X6
Bromethalin	T60.4X1	T60.4X2	T60.4X3	T60.4X4	–	–
Bromhexine	T48.4X1	T48.4X2	T48.4X3	T48.4X4	T48.4X5	T48.4X6
Bromide salts	T42.6X1	T42.6X2	T42.6X3	T42.6X4	T42.6X5	T42.6X6
Bromindione	T45.511	T45.512	T45.513	T45.514	T45.515	T45.516
Bromine						
compounds (medicinal)	T42.6X1	T42.6X2	T42.6X3	T42.6X4	T42.6X5	T42.6X6
sedative	T42.6X1	T42.6X2	T42.6X3	T42.6X4	T42.6X5	T42.6X6
vapor	T59.891	T59.892	T59.893	T59.894	–	–
Bromisoval	T42.6X1	T42.6X2	T42.6X3	T42.6X4	T42.6X5	T42.6X6
Bromisovalum	T42.6X1	T42.6X2	T42.6X3	T42.6X4	T42.6X5	T42.6X6
Bromobenzylcyanide	T59.3X1	T59.3X2	T59.3X3	T59.3X4	–	–
Bromochlorosalicylanilide	T49.0X1	T49.0X2	T49.0X3	T49.0X4	T49.0X5	T49.0X6

Substance	Poisoning, Accidental (unintentional)	Poisoning, Intentional self-harm	Poisoning, Assault	Poisoning, Undetermined	Adverse effect	Underdosing
Bromocriptine	T42.8X1	T42.8X2	T42.8X3	T42.8X4	T42.8X5	T42.8X6
Bromodiphenhydramine	T45.0X1	T45.0X2	T45.0X3	T45.0X4	T45.0X5	T45.0X6
Bromoform	T42.6X1	T42.6X2	T42.6X3	T42.6X4	T42.6X5	T42.6X6
Bromophenol blue reagent	T50.991	T50.992	T50.993	T50.994	T50.995	T50.996
Bromopride	T47.8X1	T47.8X2	T47.8X3	T47.8X4	T47.8X5	T47.8X6
Bromosalicylchloranitide	T49.0X1	T49.0X2	T49.0X3	T49.0X4	T49.0X5	T49.0X6
Bromosalicylhydroxamic acid	T37.1X1	T37.1X2	T37.1X3	T37.1X4	T37.1X5	T37.1X6
Bromo-seltzer	T39.1X1	T39.1X2	T39.1X3	T39.1X4	T39.1X5	T39.1X6
Bromoxynil	T60.3X1	T60.3X2	T60.3X3	T60.3X4	—	—
Bromperidol	T43.4X1	T43.4X2	T43.4X3	T43.4X4	T43.4X5	T43.4X6
Brompheniramine	T45.0X1	T45.0X2	T45.0X3	T45.0X4	T45.0X5	T45.0X6
Bromsulfophthalein	T50.8X1	T50.8X2	T50.8X3	T50.8X4	T50.8X5	T50.8X6
Bromural	T42.6X1	T42.6X2	T42.6X3	T42.6X4	T42.6X5	T42.6X6
Bromvaletone	T42.6X1	T42.6X2	T42.6X3	T42.6X4	T42.6X5	T42.6X6
Bronchodilator NEC	T48.6X1	T48.6X2	T48.6X3	T48.6X4	T48.6X5	T48.6X6
Brotizolam	T42.4X1	T42.4X2	T42.4X3	T42.4X4	T42.4X5	T42.4X6
Brovincamine	T46.7X1	T46.7X2	T46.7X3	T46.7X4	T46.7X5	T46.7X6
Brown recluse spider (bite) (venom)	T63.331	T63.332	T63.333	T63.334	—	—
Brown spider (bite) (venom)	T63.391	T63.392	T63.393	T63.394	—	—
Broxaterol	T48.6X1	T48.6X2	T48.6X3	T48.6X4	T48.6X5	T48.6X6
Broxuridine	T45.1X1	T45.1X2	T45.1X3	T45.1X4	T45.1X5	T45.1X6
Broxyquinoline	T37.8X1	T37.8X2	T37.8X3	T37.8X4	T37.8X5	T37.8X6
Bruceine	T48.291	T48.292	T48.293	T48.294	T48.295	T48.296
Brucia	T62.2X1	T62.2X2	T62.2X3	T62.2X4	—	—
Brucine	T65.1X1	T65.1X2	T65.1X3	T65.1X4	—	—
Brunswick green — *see* Copper						

Substance	Poisoning, Accidental (unintentional)	Poisoning, Intentional self-harm	Poisoning, Assault	Poisoning, Undetermined	Adverse effect	Underdosing
Bruten — *see* Ibuprofen						
Bryonia	T47.2X1	T47.2X2	T47.2X3	T47.2X4	T47.2X5	T47.2X6
Buclizine	T45.0X1	T45.0X2	T45.0X3	T45.0X4	T45.0X5	T45.0X6
Buclosamide	T49.0X1	T49.0X2	T49.0X3	T49.0X4	T49.0X5	T49.0X6
Budesonide	T44.5X1	T44.5X2	T44.5X3	T44.5X4	T44.5X5	T44.5X6
Budralazine	T46.5X1	T46.5X2	T46.5X3	T46.5X4	T46.5X5	T46.5X6
Bufferin	T39.011	T39.012	T39.013	T39.014	T39.015	T39.016
Buflomedil	T46.7X1	T46.7X2	T46.7X3	T46.7X4	T46.7X5	T46.7X6
Buformin	T38.3X1	T38.3X2	T38.3X3	T38.3X4	T38.3X5	T38.3X6
Bufotenine	T40.991	T40.992	T40.993	T40.994	–	–
Bufrolin	T48.6X1	T48.6X2	T48.6X3	T48.6X4	T48.6X5	T48.6X6
Bufylline	T48.6X1	T48.6X2	T48.6X3	T48.6X4	T48.6X5	T48.6X6
Bulk filler	T50.5X1	T50.5X2	T50.5X3	T50.5X4	T50.5X5	T50.5X6
cathartic	T47.4X1	T47.4X2	T47.4X3	T47.4X4	T47.4X5	T47.4X6
Bumetanide	T50.1X1	T50.1X2	T50.1X3	T50.1X4	T50.1X5	T50.1X6
Bunaftine	T46.2X1	T46.2X2	T46.2X3	T46.2X4	T46.2X5	T46.2X6
Bunamiodyl	T50.8X1	T50.8X2	T50.8X3	T50.8X4	T50.8X5	T50.8X6
Bunazosin	T44.6X1	T44.6X2	T44.6X3	T44.6X4	T44.6X5	T44.6X6
Bunitrolol	T44.7X1	T44.7X2	T44.7X3	T44.7X4	T44.7X5	T44.7X6
Buphenine	T46.7X1	T46.7X2	T46.7X3	T46.7X4	T46.7X5	T46.7X6
Bupivacaine	T41.3X1	T41.3X2	T41.3X3	T41.3X4	T41.3X5	T41.3X6
infiltration (subcutaneous)	T41.3X1	T41.3X2	T41.3X3	T41.3X4	T41.3X5	T41.3X6
nerve block (peripheral) (plexus)	T41.3X1	T41.3X2	T41.3X3	T41.3X4	T41.3X5	T41.3X6
spinal	T41.3X1	T41.3X2	T41.3X3	T41.3X4	T41.3X5	T41.3X6
Bupranolol	T44.7X1	T44.7X2	T44.7X3	T44.7X4	T44.7X5	T44.7X6
Buprenorphine	T40.491	T40.492	T40.493	T40.494	T40.495	T40.496

Substance	Poisoning, Accidental (unintentional)	Poisoning, Intentional self-harm	Poisoning, Assault	Poisoning, Undetermined	Adverse effect	Underdosing
Bupropion	T43.291	T43.292	T43.293	T43.294	T43.295	T43.296
Burimamide	T47.1X1	T47.1X2	T47.1X3	T47.1X4	T47.1X5	T47.1X6
Buserelin	T38.891	T38.892	T38.893	T38.894	T38.895	T38.896
Buspirone	T43.591	T43.592	T43.593	T43.594	T43.595	T43.596
Busulfan, busulphan	T45.1X1	T45.1X2	T45.1X3	T45.1X4	T45.1X5	T45.1X6
Butabarbital (sodium)	T42.3X1	T42.3X2	T42.3X3	T42.3X4	T42.3X5	T42.3X6
Butabarbitone	T42.3X1	T42.3X2	T42.3X3	T42.3X4	T42.3X5	T42.3X6
Butabarpal	T42.3X1	T42.3X2	T42.3X3	T42.3X4	T42.3X5	T42.3X6
Butacaine	T41.3X1	T41.3X2	T41.3X3	T41.3X4	T41.3X5	T41.3X6
Butalamine	T46.7X1	T46.7X2	T46.7X3	T46.7X4	T46.7X5	T46.7X6
Butalbital	T42.3X1	T42.3X2	T42.3X3	T42.3X4	T42.3X5	T42.3X6
Butallylonal	T42.3X1	T42.3X2	T42.3X3	T42.3X4	T42.3X5	T42.3X6
Butamben	T41.3X1	T41.3X2	T41.3X3	T41.3X4	T41.3X5	T41.3X6
Butamirate	T48.3X1	T48.3X2	T48.3X3	T48.3X4	T48.3X5	T48.3X6
Butane (distributed in mobile container)	T59.891	T59.892	T59.893	T59.894	--	--
distributed through pipes	T59.891	T59.892	T59.893	T59.894	--	--
incomplete combustion	T58.11	T58.12	T58.13	T58.14	--	--
Butanilicaine	T41.3X1	T41.3X2	T41.3X3	T41.3X4	T41.3X5	T41.3X6
Butanol	T51.3X1	T51.3X2	T51.3X3	T51.3X4	--	--
Butanone, 2-butanone	T52.4X1	T52.4X2	T52.4X3	T52.4X4	--	--
Butantrone	T49.4X1	T49.4X2	T49.4X3	T49.4X4	T49.4X5	T49.4X6
Butaperazine	T43.3X1	T43.3X2	T43.3X3	T43.3X4	T43.3X5	T43.3X6
Butazolidin	T39.2X1	T39.2X2	T39.2X3	T39.2X4	T39.2X5	T39.2X6
Butetamate	T48.6X1	T48.6X2	T48.6X3	T48.6X4	T48.6X5	T48.6X6
Butethal	T42.3X1	T42.3X2	T42.3X3	T42.3X4	T42.3X5	T42.3X6
Butethamate	T44.3X1	T44.3X2	T44.3X3	T44.3X4	T44.3X5	T44.3X6

Substance	Poisoning, Accidental (unintentional)	Poisoning, Intentional self-harm	Poisoning, Assault	Poisoning, Undetermined	Adverse effect	Underdosing
Buthalitone (sodium)	T41.1X1	T41.1X2	T41.1X3	T41.1X4	T41.1X5	T41.1X6
Butisol (sodium)	T42.3X1	T42.3X2	T42.3X3	T42.3X4	T42.3X5	T42.3X6
Butizide	T50.2X1	T50.2X2	T50.2X3	T50.2X4	T50.2X5	T50.2X6
Butobarbital	T42.3X1	T42.3X2	T42.3X3	T42.3X4	T42.3X5	T42.3X6
sodium	T42.3X1	T42.3X2	T42.3X3	T42.3X4	T42.3X5	T42.3X6
Butobarbitone	T42.3X1	T42.3X2	T42.3X3	T42.3X4	T42.3X5	T42.3X6
Butoconazole (nitrate)	T49.0X1	T49.0X2	T49.0X3	T49.0X4	T49.0X5	T49.0X6
Butorphanol	T40.491	T40.492	T40.493	T40.494	T40.495	T40.496
Butriptyline	T43.011	T43.012	T43.013	T43.014	T43.015	T43.016
Butropium bromide	T44.3X1	T44.3X2	T44.3X3	T44.3X4	T44.3X5	T44.3X6
Butter of antimony — *see* Antimony						
Buttercups	T62.2X1	T62.2X2	T62.2X3	T62.2X4	–	–
Butyl						
acetate (secondary)	T52.8X1	T52.8X2	T52.8X3	T52.8X4	–	–
alcohol	T51.3X1	T51.3X2	T51.3X3	T51.3X4	–	–
aminobenzoate	T41.3X1	T41.3X2	T41.3X3	T41.3X4	T41.3X5	T41.3X6
butyrate	T52.8X1	T52.8X2	T52.8X3	T52.8X4	–	–
carbinol	T51.3X1	T51.3X2	T51.3X3	T51.3X4	–	–
carbitol	T52.3X1	T52.3X2	T52.3X3	T52.3X4	–	–
cellosolve	T52.3X1	T52.3X2	T52.3X3	T52.3X4	–	–
chloral (hydrate)	T42.6X1	T42.6X2	T42.6X3	T42.6X4	T42.6X5	T42.6X6
formate	T52.8X1	T52.8X2	T52.8X3	T52.8X4	–	–
lactate	T52.8X1	T52.8X2	T52.8X3	T52.8X4	–	–
propionate	T52.8X1	T52.8X2	T52.8X3	T52.8X4	–	–

Substance	Poisoning, Accidental (unintentional)	Poisoning, Intentional self-harm	Poisoning, Assault	Poisoning, Undetermined	Adverse effect	Underdosing
scopolamine bromide	T44.3X1	T44.3X2	T44.3X3	T44.3X4	T44.3X5	T44.3X6
thiobarbital sodium	T41.1X1	T41.1X2	T41.1X3	T41.1X4	T41.1X5	T41.1X6
Butylated hydroxy-anisole	T50.991	T50.992	T50.993	T50.994	T50.995	T50.996
Butylchloral hydrate	T42.6X1	T42.6X2	T42.6X3	T42.6X4	T42.6X5	T42.6X6
Butyltoluene	T52.2X1	T52.2X2	T52.2X3	T52.2X4	–	–
Butyn	T41.3X1	T41.3X2	T41.3X3	T41.3X4	T41.3X5	T41.3X6
Butyrophenone (-based tranquilizers)	T43.4X1	T43.4X2	T43.4X3	T43.4X4	T43.4X5	T43.4X6
			C			
Cabergoline	T42.8X1	T42.8X2	T42.8X3	T42.8X4	T42.8X5	T42.8X6
Cacodyl, cacodylic acid	T57.0X1	T57.0X2	T57.0X3	T57.0X4	–	–
Cactinomycin	T45.1X1	T45.1X2	T45.1X3	T45.1X4	T45.1X5	T45.1X6
Cade oil	T49.4X1	T49.4X2	T49.4X3	T49.4X4	T49.4X5	T49.4X6
Cadexomer iodine	T49.0X1	T49.0X2	T49.0X3	T49.0X4	T49.0X5	T49.0X6
Cadmium (chloride) (fumes) (oxide)	T56.3X1	T56.3X2	T56.3X3	T56.3X4	–	–
sulfide (medicinal) NEC	T49.4X1	T49.4X2	T49.4X3	T49.4X4	T49.4X5	T49.4X6
Cadralazine	T46.5X1	T46.5X2	T46.5X3	T46.5X4	T46.5X5	T46.5X6
Caffeine	T43.611	T43.612	T43.613	T43.614	T43.615	T43.616
Calabar bean	T62.2X1	T62.2X2	T62.2X3	T62.2X4	–	–
Caladium seguinum	T62.2X1	T62.2X2	T62.2X3	T62.2X4	–	–
Calamine (lotion)	T49.3X1	T49.3X2	T49.3X3	T49.3X4	T49.3X5	T49.3X6
Calcifediol	T45.2X1	T45.2X2	T45.2X3	T45.2X4	T45.2X5	T45.2X6
Calciferol	T45.2X1	T45.2X2	T45.2X3	T45.2X4	T45.2X5	T45.2X6
Calcitonin	T50.991	T50.992	T50.993	T50.994	T50.995	T50.996
Calcitriol	T45.2X1	T45.2X2	T45.2X3	T45.2X4	T45.2X5	T45.2X6
Calcium	T50.3X1	T50.3X2	T50.3X3	T50.3X4	T50.3X5	T50.3X6
actylsalicylate	T39.011	T39.012	T39.013	T39.014	T39.015	T39.016

Substance	Poisoning, Accidental (unintentional)	Poisoning, Intentional self-harm	Poisoning, Assault	Poisoning, Undetermined	Adverse effect	Underdosing
benzamidosalicylate	T37.1X1	T37.1X2	T37.1X3	T37.1X4	T37.1X5	T37.1X6
bromide	T42.6X1	T42.6X2	T42.6X3	T42.6X4	T42.6X5	T42.6X6
bromolactobionate	T42.6X1	T42.6X2	T42.6X3	T42.6X4	T42.6X5	T42.6X6
carbaspirin	T39.011	T39.012	T39.013	T39.014	T39.015	T39.016
carbimide	T50.6X1	T50.6X2	T50.6X3	T50.6X4	T50.6X5	T50.6X6
carbonate	T47.1X1	T47.1X2	T47.1X3	T47.1X4	T47.1X5	T47.1X6
chloride	T50.991	T50.992	T50.993	T50.994	T50.995	T50.996
anhydrous	T50.991	T50.992	T50.993	T50.994	T50.995	T50.996
cyanide	T57.8X1	T57.8X2	T57.8X3	T57.8X4	--	--
dioctyl sulfosuccinate	T47.4X1	T47.4X2	T47.4X3	T47.4X4	T47.4X5	T47.4X6
disodium edathamil	T45.8X1	T45.8X2	T45.8X3	T45.8X4	T45.8X5	T45.8X6
disodium edetate	T45.8X1	T45.8X2	T45.8X3	T45.8X4	T45.8X5	T45.8X6
dobesilate	T46.991	T46.992	T46.993	T46.994	T46.995	T46.996
EDTA	T45.8X1	T45.8X2	T45.8X3	T45.8X4	T45.8X5	T45.8X6
ferrous citrate	T45.4X1	T45.4X2	T45.4X3	T45.4X4	T45.4X5	T45.4X6
folinate	T45.8X1	T45.8X2	T45.8X3	T45.8X4	T45.8X5	T45.8X6
glubionate	T50.3X1	T50.3X2	T50.3X3	T50.3X4	T50.3X5	T50.3X6
gluconate	T50.3X1	T50.3X2	T50.3X3	T50.3X4	T50.3X5	T50.3X6
gluconogalactogluconate	T50.3X1	T50.3X2	T50.3X3	T50.3X4	T50.3X5	T50.3X6
hydrate, hydroxide	T54.3X1	T54.3X2	T54.3X3	T54.3X4	--	--
hypochlorite	T54.3X1	T54.3X2	T54.3X3	T54.3X4	--	--
iodide	T48.4X1	T48.4X2	T48.4X3	T48.4X4	T48.4X5	T48.4X6
ipodate	T50.8X1	T50.8X2	T50.8X3	T50.8X4	T50.8X5	T50.8X6
lactate	T50.3X1	T50.3X2	T50.3X3	T50.3X4	T50.3X5	T50.3X6
leucovorin	T45.8X1	T45.8X2	T45.8X3	T45.8X4	T45.8X5	T45.8X6
mandelate	T37.91	T37.92	T37.93	T37.94	T37.95	T37.96

Substance	Poisoning, Accidental (unintentional)	Poisoning, Intentional self-harm	Poisoning, Assault	Poisoning, Undetermined	Adverse effect	Underdosing
oxide	T54.3X1	T54.3X2	T54.3X3	T54.3X4	–	–
pantothenate	T45.2X1	T45.2X2	T45.2X3	T45.2X4	T45.2X5	T45.2X6
phosphate	T50.3X1	T50.3X2	T50.3X3	T50.3X4	T50.3X5	T50.3X6
salicylate	T39.091	T39.092	T39.093	T39.094	T39.095	T39.096
salts	T50.3X1	T50.3X2	T50.3X3	T50.3X4	T50.3X5	T50.3X6
Calculus-dissolving drug	T50.991	T50.992	T50.993	T50.994	T50.995	T50.996
Calomel	T49.0X1	T49.0X2	T49.0X3	T49.0X4	T49.0X5	T49.0X6
Caloric agent	T50.3X1	T50.3X2	T50.3X3	T50.3X4	T50.3X5	T50.3X6
Calusterone	T38.7X1	T38.7X2	T38.7X3	T38.7X4	T38.7X5	T38.7X6
Camazepam	T42.4X1	T42.4X2	T42.4X3	T42.4X4	T42.4X5	T42.4X6
Camomile	T49.0X1	T49.0X2	T49.0X3	T49.0X4	T49.0X5	T49.0X6
Camoquin	T37.2X1	T37.2X2	T37.2X3	T37.2X4	T37.2X5	T37.2X6
Camphor						
insecticide	T60.2X1	T60.2X2	T60.2X3	T60.2X4	–	–
medicinal	T49.8X1	T49.8X2	T49.8X3	T49.8X4	T49.8X5	T49.8X6
Camylofin	T44.3X1	T44.3X2	T44.3X3	T44.3X4	T44.3X5	T44.3X6
Cancer chemotherapy drug regimen	T45.1X1	T45.1X2	T45.1X3	T45.1X4	T45.1X5	T45.1X6
Candeptin	T49.0X1	T49.0X2	T49.0X3	T49.0X4	T49.0X5	T49.0X6
Candicidin	T49.0X1	T49.0X2	T49.0X3	T49.0X4	T49.0X5	T49.0X6
Cannabinoids, synthetic	T40.721	T40.722	T40.723	T40.724	T40.725	T40.726
Cannabinol	T40.711	T40.712	T40.713	T40.714	T40.715	T40.716
Cannabis (derivatives)	T40.711	T40.712	T40.713	T40.714	T40.715	T40.716
Canned heat	T51.1X1	T51.1X2	T51.1X3	T51.1X4	–	–
Canrenoic acid	T50.0X1	T50.0X2	T50.0X3	T50.0X4	T50.0X5	T50.0X6

Substance	Poisoning, Accidental (unintentional)	Poisoning, Intentional self-harm	Poisoning, Assault	Poisoning, Undetermined	Adverse effect	Underdosing
Canrenone	T50.0X1	T50.0X2	T50.0X3	T50.0X4	T50.0X5	T50.0X6
Cantharides, cantharidin, cantharis	T49.8X1	T49.8X2	T49.8X3	T49.8X4	T49.8X5	T49.8X6
Canthaxanthin	T50.991	T50.992	T50.993	T50.994	T50.995	T50.996
Capillary-active drug NEC	T46.901	T46.902	T46.903	T46.904	T46.905	T46.906
Capreomycin	T36.8X1	T36.8X2	T36.8X3	T36.8X4	T36.8X5	T36.8X6
Capsicum	T49.4X1	T49.4X2	T49.4X3	T49.4X4	T49.4X5	T49.4X6
Captafol	T60.3X1	T60.3X2	T60.3X3	T60.3X4	–	–
Captan	T60.3X1	T60.3X2	T60.3X3	T60.3X4	–	–
Captodiame, captodiamine	T43.591	T43.592	T43.593	T43.594	T43.595	T43.596
Captopril	T46.4X1	T46.4X2	T46.4X3	T46.4X4	T46.4X5	T46.4X6
Caramiphen	T44.3X1	T44.3X2	T44.3X3	T44.3X4	T44.3X5	T44.3X6
Carazolol	T44.7X1	T44.7X2	T44.7X3	T44.7X4	T44.7X5	T44.7X6
Carbachol	T44.1X1	T44.1X2	T44.1X3	T44.1X4	T44.1X5	T44.1X6
Carbacrylamine (resin)	T50.3X1	T50.3X2	T50.3X3	T50.3X4	T50.3X5	T50.3X6
Carbamate (insecticide)	T60.0X1	T60.0X2	T60.0X3	T60.0X4	–	–
Carbamate (sedative)	T42.6X1	T42.6X2	T42.6X3	T42.6X4	T42.6X5	T42.6X6
herbicide	T60.0X1	T60.0X2	T60.0X3	T60.0X4	–	–
insecticide	T60.0X1	T60.0X2	T60.0X3	T60.0X4	–	–
Carbamazepine	T42.1X1	T42.1X2	T42.1X3	T42.1X4	T42.1X5	T42.1X6
Carbamide	T47.3X1	T47.3X2	T47.3X3	T47.3X4	T47.3X5	T47.3X6
peroxide	T49.0X1	T49.0X2	T49.0X3	T49.0X4	T49.0X5	T49.0X6
topical	T49.8X1	T49.8X2	T49.8X3	T49.8X4	T49.8X5	T49.8X6
Carbamylcholine chloride	T44.1X1	T44.1X2	T44.1X3	T44.1X4	T44.1X5	T44.1X6
Carbaril	T60.0X1	T60.0X2	T60.0X3	T60.0X4	–	–

Substance	Poisoning, Accidental (unintentional)	Poisoning, Intentional self-harm	Poisoning, Assault	Poisoning, Undetermined	Adverse effect	Underdosing
Carbarsone	T37.3X1	T37.3X2	T37.3X3	T37.3X4	T37.3X5	T37.3X6
Carbaryl	T60.0X1	T60.0X2	T60.0X3	T60.0X4	–	–
Carbaspirin	T39.011	T39.012	T39.013	T39.014	T39.015	T39.016
Carbazochrome (salicylate) (sodium sulfonate)	T49.4X1	T49.4X2	T49.4X3	T49.4X4	T49.4X5	T49.4X6
Carbenicillin	T36.0X1	T36.0X2	T36.0X3	T36.0X4	T36.0X5	T36.0X6
Carbenoxolone	T47.1X1	T47.1X2	T47.1X3	T47.1X4	T47.1X5	T47.1X6
Carbetapentane	T48.3X1	T48.3X2	T48.3X3	T48.3X4	T48.3X5	T48.3X6
Carbethyl salicylate	T39.091	T39.092	T39.093	T39.094	T39.095	T39.096
Carbidopa (with levodopa)	T42.8X1	T42.8X2	T42.8X3	T42.8X4	T42.8X5	T42.8X6
Carbimazole	T38.2X1	T38.2X2	T38.2X3	T38.2X4	T38.2X5	T38.2X6
Carbinol	T51.1X1	T51.1X2	T51.1X3	T51.1X4	–	–
Carbinoxamine	T45.0X1	T45.0X2	T45.0X3	T45.0X4	T45.0X5	T45.0X6
Carbiphene	T39.8X1	T39.8X2	T39.8X3	T39.8X4	T39.8X5	T39.8X6
Carbitol	T52.3X1	T52.3X2	T52.3X3	T52.3X4	–	–
Carbo medicinalis	T47.6X1	T47.6X2	T47.6X3	T47.6X4	T47.6X5	T47.6X6
Carbocaine	T41.3X1	T41.3X2	T41.3X3	T41.3X4	T41.3X5	T41.3X6
infiltration (subcutaneous)	T41.3X1	T41.3X2	T41.3X3	T41.3X4	T41.3X5	T41.3X6
nerve block (peripheral) (plexus)	T41.3X1	T41.3X2	T41.3X3	T41.3X4	T41.3X5	T41.3X6
topical (surface)	T41.3X1	T41.3X2	T41.3X3	T41.3X4	T41.3X5	T41.3X6
Carbocisteine	T48.4X1	T48.4X2	T48.4X3	T48.4X4	T48.4X5	T48.4X6
Carbocromen	T46.3X1	T46.3X2	T46.3X3	T46.3X4	T46.3X5	T46.3X6
Carbol fuchsin	T49.0X1	T49.0X2	T49.0X3	T49.0X4	T49.0X5	T49.0X6
Carbolic acid (*see also* Phenol)	T54.0X1	T54.0X2	T54.0X3	T54.0X4	–	–
Carbolonium (bromide)	T48.1X1	T48.1X2	T48.1X3	T48.1X4	T48.1X5	T48.1X6
Carbomycin	T36.8X1	T36.8X2	T36.8X3	T36.8X4	T36.8X5	T36.8X6

Substance	Poisoning, Accidental (unintentional)	Poisoning, Intentional self-harm	Poisoning, Assault	Poisoning, Undetermined	Adverse effect	Underdosing
Carbon						
bisulfide (liquid)	T65.4X1	T65.4X2	T65.4X3	T65.4X4	–	–
vapor	T65.4X1	T65.4X2	T65.4X3	T65.4X4	–	–
dioxide (gas)	T59.7X1	T59.7X2	T59.7X3	T59.7X4	–	–
medicinal	T41.5X1	T41.5X2	T41.5X3	T41.5X4	T41.5X5	T41.5X6
nonmedicinal	T59.7X1	T59.7X2	T59.7X3	T59.7X4	–	–
snow	T49.4X1	T49.4X2	T49.4X3	T49.4X4	T49.4X5	T49.4X6
disulfide (liquid)	T65.4X1	T65.4X2	T65.4X3	T65.4X4	–	–
vapor	T65.4X1	T65.4X2	T65.4X3	T65.4X4	–	–
monoxide (from incomplete combustion)	T58.91	T58.92	T58.93	T58.94	–	–
blast furnace gas	T58.8X1	T58.8X2	T58.8X3	T58.8X4	–	–
butane (distributed in mobile container)	T58.11	T58.12	T58.13	T58.14	–	–
distributed through pipes	T58.11	T58.12	T58.13	T58.14	–	–
charcoal fumes	T58.2X1	T58.2X2	T58.2X3	T58.2X4	–	–
coal	T58.2X1	T58.2X2	T58.2X3	T58.2X4	–	–
coke (in domestic stoves, fireplaces)	T58.2X1	T58.2X2	T58.2X3	T58.2X4	–	–
gas (piped)	T58.11	T58.12	T58.13	T58.14	–	–
solid (in domestic stoves, fireplaces)	T58.2X1	T58.2X2	T58.2X3	T58.2X4	–	–
exhaust gas (motor) not in transit	T58.01	T58.02	T58.03	T58.04	–	–
combustion engine, any not in watercraft	T58.01	T58.02	T58.03	T58.04	–	–
farm tractor, not in transit	T58.01	T58.02	T58.03	T58.04	–	–
gas engine	T58.01	T58.02	T58.03	T58.04	–	–
motor pump	T58.01	T58.02	T58.03	T58.04	–	–
motor vehicle, not in transit	T58.01	T58.02	T58.03	T58.04	–	–
fuel (in domestic use)	T58.2X1	T58.2X2	T58.2X3	T58.2X4	–	–
gas (piped)	T58.11	T58.12	T58.13	T58.14	–	–

Substance	Poisoning, Accidental (unintentional)	Poisoning, Intentional self-harm	Poisoning, Assault	Poisoning, Undetermined	Adverse effect	Underdosing
gas (piped)	T58.11	T58.12	T58.13	T58.14	–	–
in mobile container	T58.11	T58.12	T58.13	T58.14	–	–
piped (natural)	T58.11	T58.12	T58.13	T58.14	–	–
utility	T58.11	T58.12	T58.13	T58.14	–	–
in mobile container	T58.11	T58.12	T58.13	T58.14	–	–
illuminating gas	T58.11	T58.12	T58.13	T58.14	–	–
industrial fuels or gases, any	T58.8X1	T58.8X2	T58.8X3	T58.8X4	–	–
kerosene (in domestic stoves, fireplaces)	T58.2X1	T58.2X2	T58.2X3	T58.2X4	–	–
kiln gas or vapor	T58.8X1	T58.8X2	T58.8X3	T58.8X4	–	–
motor exhaust gas, not in transit	T58.01	T58.02	T58.03	T58.04	–	–
piped gas (manufactured) (natural)	T58.11	T58.12	T58.13	T58.14	–	–
producer gas	T58.8X1	T58.8X2	T58.8X3	T58.8X4	–	–
propane (distributed in mobile container)	T58.11	T58.12	T58.13	T58.14	–	–
distributed through pipes	T58.11	T58.12	T58.13	T58.14	–	–
specified source NEC	T58.8X1	T58.8X2	T58.8X3	T58.8X4	–	–
stove gas	T58.11	T58.12	T58.13	T58.14	–	–
piped	T58.11	T58.12	T58.13	T58.14	–	–
utility gas	T58.11	T58.12	T58.13	T58.14	–	–
piped	T58.11	T58.12	T58.13	T58.14	–	–
water gas	T58.11	T58.12	T58.13	T58.14	–	–
wood (in domestic stoves, fireplaces)	T58.2X1	T58.2X2	T58.2X3	T58.2X4	–	–
tetrachloride (vapor) NEC	T53.0X1	T53.0X2	T53.0X3	T53.0X4	–	–

Substance	Poisoning, Accidental (unintentional)	Poisoning, Intentional self-harm	Poisoning, Assault	Poisoning, Undetermined	Adverse effect	Underdosing
liquid (cleansing agent) NEC	T53.0X1	T53.0X2	T53.0X3	T53.0X4	–	–
solvent	T53.0X1	T53.0X2	T53.0X3	T53.0X4	–	–
Carbonic acid gas	T59.7X1	T59.7X2	T59.7X3	T59.7X4	–	–
anhydrase inhibitor NEC	T50.2X1	T50.2X2	T50.2X3	T50.2X4	T50.2X5	T50.2X6
Carbophenothion	T60.0X1	T60.0X2	T60.0X3	T60.0X4	–	–
Carboplatin	T45.1X1	T45.1X2	T45.1X3	T45.1X4	T45.1X5	T45.1X6
Carboprost	T48.0X1	T48.0X2	T48.0X3	T48.0X4	T48.0X5	T48.0X6
Carboquone	T45.1X1	T45.1X2	T45.1X3	T45.1X4	T45.1X5	T45.1X6
Carbowax	T49.3X1	T49.3X2	T49.3X3	T49.3X4	T49.3X5	T49.3X6
Carboxymethyl-cellulose	T47.4X1	T47.4X2	T47.4X3	T47.4X4	T47.4X5	T47.4X6
S-Carboxymethyl-cysteine	T48.4X1	T48.4X2	T48.4X3	T48.4X4	T48.4X5	T48.4X6
Carbrital	T42.3X1	T42.3X2	T42.3X3	T42.3X4	T42.3X5	T42.3X6
Carbromal	T42.6X1	T42.6X2	T42.6X3	T42.6X4	T42.6X5	T42.6X6
Carbutamide	T38.3X1	T38.3X2	T38.3X3	T38.3X4	T38.3X5	T38.3X6
Carbuterol	T48.6X1	T48.6X2	T48.6X3	T48.6X4	T48.6X5	T48.6X6
Cardiac						
depressants	T46.2X1	T46.2X2	T46.2X3	T46.2X4	T46.2X5	T46.2X6
rhythm regulator	T46.2X1	T46.2X2	T46.2X3	T46.2X4	T46.2X5	T46.2X6
specified NEC	T46.2X1	T46.2X2	T46.2X3	T46.2X4	T46.2X5	T46.2X6
Cardiografin	T50.8X1	T50.8X2	T50.8X3	T50.8X4	T50.8X5	T50.8X6
Cardio-green	T50.8X1	T50.8X2	T50.8X3	T50.8X4	T50.8X5	T50.8X6
Cardiotonic (glycoside) **NEC**	T46.0X1	T46.0X2	T46.0X3	T46.0X4	T46.0X5	T46.0X6
Cardiovascular drug NEC	T46.901	T46.902	T46.903	T46.904	T46.905	T46.906
Cardrase	T50.2X1	T50.2X2	T50.2X3	T50.2X4	T50.2X5	T50.2X6

Substance	Poisoning, Accidental (unintentional)	Poisoning, Intentional self-harm	Poisoning, Assault	Poisoning, Undetermined	Adverse effect	Underdosing
Carfecillin	T36.0X1	T36.0X2	T36.0X3	T36.0X4	T36.0X5	T36.0X6
Carfenazine	T43.3X1	T43.3X2	T43.3X3	T43.3X4	T43.3X5	T43.3X6
Carfusin	T49.0X1	T49.0X2	T49.0X3	T49.0X4	T49.0X5	T49.0X6
Carindacillin	T36.0X1	T36.0X2	T36.0X3	T36.0X4	T36.0X5	T36.0X6
Carisoprodol	T42.8X1	T42.8X2	T42.8X3	T42.8X4	T42.8X5	T42.8X6
Carmellose	T47.4X1	T47.4X2	T47.4X3	T47.4X4	T47.4X5	T47.4X6
Carminative	T47.5X1	T47.5X2	T47.5X3	T47.5X4	T47.5X5	T47.5X6
Carmofur	T45.1X1	T45.1X2	T45.1X3	T45.1X4	T45.1X5	T45.1X6
Carmustine	T45.1X1	T45.1X2	T45.1X3	T45.1X4	T45.1X5	T45.1X6
Carotene	T45.2X1	T45.2X2	T45.2X3	T45.2X4	T45.2X5	T45.2X6
Carphenazine	T43.3X1	T43.3X2	T43.3X3	T43.3X4	T43.3X5	T43.3X6
Carpipramine	T42.4X1	T42.4X2	T42.4X3	T42.4X4	T42.4X5	T42.4X6
Carprofen	T39.311	T39.312	T39.313	T39.314	T39.315	T39.316
Carpronium chloride	T44.3X1	T44.3X2	T44.3X3	T44.3X4	T44.3X5	T44.3X6
Carrageenan	T47.8X1	T47.8X2	T47.8X3	T47.8X4	T47.8X5	T47.8X6
Carteolol	T44.7X1	T44.7X2	T44.7X3	T44.7X4	T44.7X5	T44.7X6
Carter's Little Pills	T47.2X1	T47.2X2	T47.2X3	T47.2X4	T47.2X5	T47.2X6
Cascara (sagrada)	T47.2X1	T47.2X2	T47.2X3	T47.2X4	T47.2X5	T47.2X6
Cassava	T62.2X1	T62.2X2	T62.2X3	T62.2X4	–	–
Castellani's paint	T49.0X1	T49.0X2	T49.0X3	T49.0X4	T49.0X5	T49.0X6
Castor						
bean	T62.2X1	T62.2X2	T62.2X3	T62.2X4	–	–
oil	T47.2X1	T47.2X2	T47.2X3	T47.2X4	T47.2X5	T47.2X6
Catalase	T45.3X1	T45.3X2	T45.3X3	T45.3X4	T45.3X5	T45.3X6
Caterpillar (sting)	T63.431	T63.432	T63.433	T63.434	–	–
Catha (edulis) (tea)	T43.691	T43.692	T43.693	T43.694	–	–

Substance	Poisoning, Accidental (unintentional)	Poisoning, Intentional self-harm	Poisoning, Assault	Poisoning, Undetermined	Adverse effect	Underdosing
Cathartic NEC	T47.4X1	T47.4X2	T47.4X3	T47.4X4	T47.4X5	T47.4X6
anthacene derivative	T47.2X1	T47.2X2	T47.2X3	T47.2X4	T47.2X5	T47.2X6
bulk	T47.4X1	T47.4X2	T47.4X3	T47.4X4	T47.4X5	T47.4X6
contact	T47.2X1	T47.2X2	T47.2X3	T47.2X4	T47.2X5	T47.2X6
emollient NEC	T47.4X1	T47.4X2	T47.4X3	T47.4X4	T47.4X5	T47.4X6
irritant NEC	T47.2X1	T47.2X2	T47.2X3	T47.2X4	T47.2X5	T47.2X6
mucilage	T47.4X1	T47.4X2	T47.4X3	T47.4X4	T47.4X5	T47.4X6
saline	T47.3X1	T47.3X2	T47.3X3	T47.3X4	T47.3X5	T47.3X6
vegetable	T47.2X1	T47.2X2	T47.2X3	T47.2X4	T47.2X5	T47.2X6
Cathine	T50.5X1	T50.5X2	T50.5X3	T50.5X4	T50.5X5	T50.5X6
Cathomycin	T36.8X1	T36.8X2	T36.8X3	T36.8X4	T36.8X5	T36.8X6
Cation exchange resin	T50.3X1	T50.3X2	T50.3X3	T50.3X4	T50.3X5	T50.3X6
Caustic(s) NEC	T54.91	T54.92	T54.93	T54.94	–	–
alkali	T54.3X1	T54.3X2	T54.3X3	T54.3X4	–	–
hydroxide	T54.3X1	T54.3X2	T54.3X3	T54.3X4	–	–
potash	T54.3X1	T54.3X2	T54.3X3	T54.3X4	–	–
soda	T54.3X1	T54.3X2	T54.3X3	T54.3X4	–	–
specified NEC	T54.91	T54.92	T54.93	T54.94	–	–
Ceepryn	T49.0X1	T49.0X2	T49.0X3	T49.0X4	T49.0X5	T49.0X6
ENT agent	T49.6X1	T49.6X2	T49.6X3	T49.6X4	T49.6X5	T49.6X6
lozenges	T49.6X1	T49.6X2	T49.6X3	T49.6X4	T49.6X5	T49.6X6
Cefacetrile	T36.1X1	T36.1X2	T36.1X3	T36.1X4	T36.1X5	T36.1X6
Cefaclor	T36.1X1	T36.1X2	T36.1X3	T36.1X4	T36.1X5	T36.1X6
Cefadroxil	T36.1X1	T36.1X2	T36.1X3	T36.1X4	T36.1X5	T36.1X6

Substance	Poisoning, Accidental (unintentional)	Poisoning, Intentional self-harm	Poisoning, Assault	Poisoning, Undetermined	Adverse effect	Underdosing
Cefalexin	T36.1X1	T36.1X2	T36.1X3	T36.1X4	T36.1X5	T36.1X6
Cefaloglycin	T36.1X1	T36.1X2	T36.1X3	T36.1X4	T36.1X5	T36.1X6
Cefaloridine	T36.1X1	T36.1X2	T36.1X3	T36.1X4	T36.1X5	T36.1X6
Cefalosporins	T36.1X1	T36.1X2	T36.1X3	T36.1X4	T36.1X5	T36.1X6
Cefalotin	T36.1X1	T36.1X2	T36.1X3	T36.1X4	T36.1X5	T36.1X6
Cefamandole	T36.1X1	T36.1X2	T36.1X3	T36.1X4	T36.1X5	T36.1X6
Cefamycin antibiotic	T36.1X1	T36.1X2	T36.1X3	T36.1X4	T36.1X5	T36.1X6
Cefapirin	T36.1X1	T36.1X2	T36.1X3	T36.1X4	T36.1X5	T36.1X6
Cefatrizine	T36.1X1	T36.1X2	T36.1X3	T36.1X4	T36.1X5	T36.1X6
Cefazedone	T36.1X1	T36.1X2	T36.1X3	T36.1X4	T36.1X5	T36.1X6
Cefazolin	T36.1X1	T36.1X2	T36.1X3	T36.1X4	T36.1X5	T36.1X6
Cefbuperazone	T36.1X1	T36.1X2	T36.1X3	T36.1X4	T36.1X5	T36.1X6
Cefetamet	T36.1X1	T36.1X2	T36.1X3	T36.1X4	T36.1X5	T36.1X6
Cefixime	T36.1X1	T36.1X2	T36.1X3	T36.1X4	T36.1X5	T36.1X6
Cefmenoxime	T36.1X1	T36.1X2	T36.1X3	T36.1X4	T36.1X5	T36.1X6
Cefmetazole	T36.1X1	T36.1X2	T36.1X3	T36.1X4	T36.1X5	T36.1X6
Cefminox	T36.1X1	T36.1X2	T36.1X3	T36.1X4	T36.1X5	T36.1X6
Cefonicid	T36.1X1	T36.1X2	T36.1X3	T36.1X4	T36.1X5	T36.1X6
Cefoperazone	T36.1X1	T36.1X2	T36.1X3	T36.1X4	T36.1X5	T36.1X6
Ceforanide	T36.1X1	T36.1X2	T36.1X3	T36.1X4	T36.1X5	T36.1X6
Cefotaxime	T36.1X1	T36.1X2	T36.1X3	T36.1X4	T36.1X5	T36.1X6
Cefotetan	T36.1X1	T36.1X2	T36.1X3	T36.1X4	T36.1X5	T36.1X6
Cefotiam	T36.1X1	T36.1X2	T36.1X3	T36.1X4	T36.1X5	T36.1X6
Cefoxitin	T36.1X1	T36.1X2	T36.1X3	T36.1X4	T36.1X5	T36.1X6

Substance	Poisoning, Accidental (unintentional)	Poisoning, Intentional self-harm	Poisoning, Assault	Poisoning, Undetermined	Adverse effect	Underdosing
Cefpimizole	T36.1X1	T36.1X2	T36.1X3	T36.1X4	T36.1X5	T36.1X6
Cefpiramide	T36.1X1	T36.1X2	T36.1X3	T36.1X4	T36.1X5	T36.1X6
Cefradine	T36.1X1	T36.1X2	T36.1X3	T36.1X4	T36.1X5	T36.1X6
Cefroxadine	T36.1X1	T36.1X2	T36.1X3	T36.1X4	T36.1X5	T36.1X6
Cefsulodin	T36.1X1	T36.1X2	T36.1X3	T36.1X4	T36.1X5	T36.1X6
Ceftazidime	T36.1X1	T36.1X2	T36.1X3	T36.1X4	T36.1X5	T36.1X6
Cefteram	T36.1X1	T36.1X2	T36.1X3	T36.1X4	T36.1X5	T36.1X6
Ceftezole	T36.1X1	T36.1X2	T36.1X3	T36.1X4	T36.1X5	T36.1X6
Ceftizoxime	T36.1X1	T36.1X2	T36.1X3	T36.1X4	T36.1X5	T36.1X6
Ceftriaxone	T36.1X1	T36.1X2	T36.1X3	T36.1X4	T36.1X5	T36.1X6
Cefuroxime	T36.1X1	T36.1X2	T36.1X3	T36.1X4	T36.1X5	T36.1X6
Cefuzonam	T36.1X1	T36.1X2	T36.1X3	T36.1X4	T36.1X5	T36.1X6
Celestone	T38.0X1	T38.0X2	T38.0X3	T38.0X4	T38.0X5	T38.0X6
topical	T49.0X1	T49.0X2	T49.0X3	T49.0X4	T49.0X5	T49.0X6
Celiprolol	T44.7X1	T44.7X2	T44.7X3	T44.7X4	T44.7X5	T44.7X6
Cell stimulants and proliferants	T49.8X1	T49.8X2	T49.8X3	T49.8X4	T49.8X5	T49.8X6
Cellosolve	T52.91	T52.92	T52.93	T52.94	–	–
Cellulose						
cathartic	T47.4X1	T47.4X2	T47.4X3	T47.4X4	T47.4X5	T47.4X6
hydroxyethyl	T47.4X1	T47.4X2	T47.4X3	T47.4X4	T47.4X5	T47.4X6
nitrates (topical)	T49.3X1	T49.3X2	T49.3X3	T49.3X4	T49.3X5	T49.3X6
oxidized	T49.4X1	T49.4X2	T49.4X3	T49.4X4	T49.4X5	T49.4X6
Centipede (bite)	T63.411	T63.412	T63.413	T63.414	–	–

Substance	Poisoning, Accidental (unintentional)	Poisoning, Intentional self-harm	Poisoning, Assault	Poisoning, Undetermined	Adverse effect	Underdosing
Central nervous system						
depressants	T42.71	T42.72	T42.73	T42.74	T42.75	T42.76
anesthetic (general) NEC	T41.201	T41.202	T41.203	T41.204	T41.205	T41.206
gases NEC	T41.0X1	T41.0X2	T41.0X3	T41.0X4	T41.0X5	T41.0X6
intravenous	T41.1X1	T41.1X2	T41.1X3	T41.1X4	T41.1X5	T41.1X6
barbiturates	T42.3X1	T42.3X2	T42.3X3	T42.3X4	T42.3X5	T42.3X6
benzodiazepines	T42.4X1	T42.4X2	T42.4X3	T42.4X4	T42.4X5	T42.4X6
bromides	T42.6X1	T42.6X2	T42.6X3	T42.6X4	T42.6X5	T42.6X6
cannabis sativa	T40.711	T40.712	T40.713	T40.714	T40.715	T40.716
chloral hydrate	T42.6X1	T42.6X2	T42.6X3	T42.6X4	T42.6X5	T42.6X6
ethanol	T51.0X1	T51.0X2	T51.0X3	T51.0X4	–	–
hallucinogenics	T40.901	T40.902	T40.903	T40.904	T40.905	T40.906
hypnotics	T42.71	T42.72	T42.73	T42.74	T42.75	T42.76
specified NEC	T42.6X1	T42.6X2	T42.6X3	T42.6X4	T42.6X5	T42.6X6
muscle relaxants	T42.8X1	T42.8X2	T42.8X3	T42.8X4	T42.8X5	T42.8X6
paraldehyde	T42.6X1	T42.6X2	T42.6X3	T42.6X4	T42.6X5	T42.6X6
sedatives; sedative-hypnotics	T42.71	T42.72	T42.73	T42.74	T42.75	T42.76
mixed NEC	T42.6X1	T42.6X2	T42.6X3	T42.6X4	T42.6X5	T42.6X6
specified NEC	T42.6X1	T42.6X2	T42.6X3	T42.6X4	T42.6X5	T42.6X6
muscle-tone depressants	T42.8X1	T42.8X2	T42.8X3	T42.8X4	T42.8X5	T42.8X6
stimulants	T43.601	T43.602	T43.603	T43.604	T43.605	T43.606
amphetamines	T43.621	T43.622	T43.623	T43.624	T43.625	T43.626
analeptics	T50.7X1	T50.7X2	T50.7X3	T50.7X4	T50.7X5	T50.7X6
antidepressants	T43.201	T43.202	T43.203	T43.204	T43.205	T43.206

Substance	Poisoning, Accidental (unintentional)	Poisoning, Intentional self-harm	Poisoning, Assault	Poisoning, Undetermined	Adverse effect	Underdosing
opiate antagonists	T50.7X1	T50.7X2	T50.7X3	T50.7X4	T50.7X5	T50.7X6
specified NEC	T43.691	T43.692	T43.693	T43.694	T43.695	T43.696
Cephalexin	T36.1X1	T36.1X2	T36.1X3	T36.1X4	T36.1X5	T36.1X6
Cephaloglycin	T36.1X1	T36.1X2	T36.1X3	T36.1X4	T36.1X5	T36.1X6
Cephaloridine	T36.1X1	T36.1X2	T36.1X3	T36.1X4	T36.1X5	T36.1X6
Cephalosporins	T36.1X1	T36.1X2	T36.1X3	T36.1X4	T36.1X5	T36.1X6
N (adicillin)	T36.0X1	T36.0X2	T36.0X3	T36.0X4	T36.0X5	T36.0X6
Cephalothin	T36.1X1	T36.1X2	T36.1X3	T36.1X4	T36.1X5	T36.1X6
Cephalotin	T36.1X1	T36.1X2	T36.1X3	T36.1X4	T36.1X5	T36.1X6
Cephradine	T36.1X1	T36.1X2	T36.1X3	T36.1X4	T36.1X5	T36.1X6
Cerbera (odallam)	T62.2X1	T62.2X2	T62.2X3	T62.2X4	–	–
Cerberin	T46.0X1	T46.0X2	T46.0X3	T46.0X4	T46.0X5	T46.0X6
Cerebral stimulants	T43.601	T43.602	T43.603	T43.604	T43.605	T43.606
psychotherapeutic	T43.601	T43.602	T43.603	T43.604	T43.605	T43.606
specified NEC	T43.691	T43.692	T43.693	T43.694	T43.695	T43.696
Cerium oxalate	T45.0X1	T45.0X2	T45.0X3	T45.0X4	T45.0X5	T45.0X6
Cerous oxalate	T45.0X1	T45.0X2	T45.0X3	T45.0X4	T45.0X5	T45.0X6
Ceruletide	T50.8X1	T50.8X2	T50.8X3	T50.8X4	T50.8X5	T50.8X6
Cetalkonium (chloride)	T49.0X1	T49.0X2	T49.0X3	T49.0X4	T49.0X5	T49.0X6
Cethexonium chloride	T49.0X1	T49.0X2	T49.0X3	T49.0X4	T49.0X5	T49.0X6
Cetiedil	T46.7X1	T46.7X2	T46.7X3	T46.7X4	T46.7X5	T46.7X6
Cetirizine	T45.0X1	T45.0X2	T45.0X3	T45.0X4	T45.0X5	T45.0X6
Cetomacrogol	T50.991	T50.992	T50.993	T50.994	T50.995	T50.996
Cetotiamine	T45.2X1	T45.2X2	T45.2X3	T45.2X4	T45.2X5	T45.2X6
Cetoxime	T45.0X1	T45.0X2	T45.0X3	T45.0X4	T45.0X5	T45.0X6
Cetraxate	T47.1X1	T47.1X2	T47.1X3	T47.1X4	T47.1X5	T47.1X6

Substance	Poisoning, Accidental (unintentional)	Poisoning, Intentional self-harm	Poisoning, Assault	Poisoning, Undetermined	Adverse effect	Underdosing
Cetrimide	T49.0X1	T49.0X2	T49.0X3	T49.0X4	T49.0X5	T49.0X6
Cetrimonium (bromide)	T49.0X1	T49.0X2	T49.0X3	T49.0X4	T49.0X5	T49.0X6
Cetylpyridinium chloride	T49.0X1	T49.0X2	T49.0X3	T49.0X4	T49.0X5	T49.0X6
ENT agent	T49.6X1	T49.6X2	T49.6X3	T49.6X4	T49.6X5	T49.6X6
lozenges	T49.6X1	T49.6X2	T49.6X3	T49.6X4	T49.6X5	T49.6X6
Cevadilla — *see* Sabadilla						
Cevitamic acid	T45.2X1	T45.2X2	T45.2X3	T45.2X4	T45.2X5	T45.2X6
Chalk, precipitated	T47.1X1	T47.1X2	T47.1X3	T47.1X4	T47.1X5	T47.1X6
Chamomile	T49.0X1	T49.0X2	T49.0X3	T49.0X4	T49.0X5	T49.0X6
Ch'an su	T46.0X1	T46.0X2	T46.0X3	T46.0X4	T46.0X5	T46.0X6
Charcoal	T47.6X1	T47.6X2	T47.6X3	T47.6X4	T47.6X5	T47.6X6
activated (*see also* Charcoal, medicinal)	T47.6X1	T47.6X2	T47.6X3	T47.6X4	T47.6X5	T47.6X6
fumes (Carbon monoxide)	T58.2X1	T58.2X2	T58.2X3	T58.2X4	–	–
industrial	T58.8X1	T58.8X2	T58.8X3	T58.8X4	–	–
medicinal (activated)	T47.6X1	T47.6X2	T47.6X3	T47.6X4	T47.6X5	T47.6X6
antidiarrheal	T47.6X1	T47.6X2	T47.6X3	T47.6X4	T47.6X5	T47.6X6
poison control	T47.8X1	T47.8X2	T47.8X3	T47.8X4	T47.8X5	T47.8X6
specified use other than for diarrhea	T47.8X1	T47.8X2	T47.8X3	T47.8X4	T47.8X5	T47.8X6
topical	T49.8X1	T49.8X2	T49.8X3	T49.8X4	T49.8X5	T49.8X6
Chaulmosulfone	T37.1X1	T37.1X2	T37.1X3	T37.1X4	T37.1X5	T37.1X6
Chelating agent NEC	T50.6X1	T50.6X2	T50.6X3	T50.6X4	T50.6X5	T50.6X6
Chelidonium majus	T62.2X1	T62.2X2	T62.2X3	T62.2X4	–	–
Chemical substance NEC	T65.91	T65.92	T65.93	T65.94	–	–
Chenodeoxycholic acid	T47.5X1	T47.5X2	T47.5X3	T47.5X4	T47.5X5	T47.5X6

Substance	Poisoning, Accidental (unintentional)	Poisoning, Intentional self-harm	Poisoning, Assault	Poisoning, Undetermined	Adverse effect	Underdosing
Chenodiol	T47.5X1	T47.5X2	T47.5X3	T47.5X4	T47.5X5	T47.5X6
Chenopodium	T37.4X1	T37.4X2	T37.4X3	T37.4X4	T37.4X5	T37.4X6
Cherry laurel	T62.2X1	T62.2X2	T62.2X3	T62.2X4	–	–
Chinidin (e)	T46.2X1	T46.2X2	T46.2X3	T46.2X4	T46.2X5	T46.2X6
Chiniofon	T37.8X1	T37.8X2	T37.8X3	T37.8X4	T37.8X5	T37.8X6
Chlophedianol	T48.3X1	T48.3X2	T48.3X3	T48.3X4	T48.3X5	T48.3X6
Chloral	T42.6X1	T42.6X2	T42.6X3	T42.6X4	T42.6X5	T42.6X6
derivative	T42.6X1	T42.6X2	T42.6X3	T42.6X4	T42.6X5	T42.6X6
hydrate	T42.6X1	T42.6X2	T42.6X3	T42.6X4	T42.6X5	T42.6X6
Chloralamide	T42.6X1	T42.6X2	T42.6X3	T42.6X4	T42.6X5	T42.6X6
Chloralodol	T42.6X1	T42.6X2	T42.6X3	T42.6X4	T42.6X5	T42.6X6
Chloralose	T60.4X1	T60.4X2	T60.4X3	T60.4X4	–	–
Chlorambucil	T45.1X1	T45.1X2	T45.1X3	T45.1X4	T45.1X5	T45.1X6
Chloramine	T57.8X1	T57.8X2	T57.8X3	T57.8X4	–	–
T	T49.0X1	T49.0X2	T49.0X3	T49.0X4	T49.0X5	T49.0X6
topical	T49.0X1	T49.0X2	T49.0X3	T49.0X4	T49.0X5	T49.0X6
Chloramphenicol	T36.2X1	T36.2X2	T36.2X3	T36.2X4	T36.2X5	T36.2X6
ENT agent	T49.6X1	T49.6X2	T49.6X3	T49.6X4	T49.6X5	T49.6X6
ophthalmic preparation	T49.5X1	T49.5X2	T49.5X3	T49.5X4	T49.5X5	T49.5X6
topical NEC	T49.0X1	T49.0X2	T49.0X3	T49.0X4	T49.0X5	T49.0X6
Chlorate (potassium) (sodium) **NEC**	T60.3X1	T60.3X2	T60.3X3	T60.3X4	–	–
herbicide	T60.3X1	T60.3X2	T60.3X3	T60.3X4	–	–
Chlorazanil	T50.2X1	T50.2X2	T50.2X3	T50.2X4	T50.2X5	T50.2X6
Chlorbenzene, chlorbenzol	T53.7X1	T53.7X2	T53.7X3	T53.7X4	–	–
Chlorbenzoxamine	T44.3X1	T44.3X2	T44.3X3	T44.3X4	T44.3X5	T44.3X6
Chlorbutol	T42.6X1	T42.6X2	T42.6X3	T42.6X4	T42.6X5	T42.6X6

Substance	Poisoning, Accidental (unintentional)	Poisoning, Intentional self-harm	Poisoning, Assault	Poisoning, Undetermined	Adverse effect	Underdosing
Chlorcyclizine	T45.0X1	T45.0X2	T45.0X3	T45.0X4	T45.0X5	T45.0X6
Chlordan (e) (dust)	T60.1X1	T60.1X2	T60.1X3	T60.1X4	–	–
Chlordantoin	T49.0X1	T49.0X2	T49.0X3	T49.0X4	T49.0X5	T49.0X6
Chlordiazepoxide	T42.4X1	T42.4X2	T42.4X3	T42.4X4	T42.4X5	T42.4X6
Chlordiethyl benzamide	T49.3X1	T49.3X2	T49.3X3	T49.3X4	T49.3X5	T49.3X6
Chloresium	T49.8X1	T49.8X2	T49.8X3	T49.8X4	T49.8X5	T49.8X6
Chlorethiazol	T42.6X1	T42.6X2	T42.6X3	T42.6X4	T42.6X5	T42.6X6
Chlorethyl — *see* Ethyl, chloride						
Chloretone	T42.6X1	T42.6X2	T42.6X3	T42.6X4	T42.6X5	T42.6X6
Chlorex	T53.6X1	T53.6X2	T53.6X3	T53.6X4	–	–
insecticide	T60.1X1	T60.1X2	T60.1X3	T60.1X4	–	–
Chlorfenvinphos	T60.0X1	T60.0X2	T60.0X3	T60.0X4	–	–
Chlorhexadol	T42.6X1	T42.6X2	T42.6X3	T42.6X4	T42.6X5	T42.6X6
Chlorhexamide	T45.1X1	T45.1X2	T45.1X3	T45.1X4	T45.1X5	T45.1X6
Chlorhexidine	T49.0X1	T49.0X2	T49.0X3	T49.0X4	T49.0X5	T49.0X6
Chlorhydroxyquinolin	T49.0X1	T49.0X2	T49.0X3	T49.0X4	T49.0X5	T49.0X6
Chloride of lime (bleach)	T54.3X1	T54.3X2	T54.3X3	T54.3X4	–	–
Chlorimipramine	T43.011	T43.012	T43.013	T43.014	T43.015	T43.016
Chlorinated						
camphene	T53.6X1	T53.6X2	T53.6X3	T53.6X4	–	–
diphenyl	T53.7X1	T53.7X2	T53.7X3	T53.7X4	–	–
hydrocarbons NEC	T53.91	T53.92	T53.93	T53.94	–	–
solvents	T53.91	T53.92	T53.93	T53.94	–	–
lime (bleach)	T54.3X1	T54.3X2	T54.3X3	T54.3X4	–	–
and boric acid solution	T49.0X1	T49.0X2	T49.0X3	T49.0X4	T49.0X5	T49.0X6
naphthalene (insecticide)	T60.1X1	T60.1X2	T60.1X3	T60.1X4	–	–
industrial (non-pesticide)	T53.7X1	T53.7X2	T53.7X3	T53.7X4	–	–

Substance	Poisoning, Accidental (unintentional)	Poisoning, Intentional self-harm	Poisoning, Assault	Poisoning, Undetermined	Adverse effect	Underdosing
pesticide NEC	T60.8X1	T60.8X2	T60.8X3	T60.8X4	–	–
soda (*see also* sodium hypochlorite)						
solution	T49.0X1	T49.0X2	T49.0X3	T49.0X4	T49.0X5	T49.0X6
Chlorine (fumes) (gas)	T59.4X1	T59.4X2	T59.4X3	T59.4X4	–	–
bleach	T54.3X1	T54.3X2	T54.3X3	T54.3X4	–	–
compound gas NEC	T59.4X1	T59.4X2	T59.4X3	T59.4X4	–	–
disinfectant	T59.4X1	T59.4X2	T59.4X3	T59.4X4	–	–
releasing agents NEC	T59.4X1	T59.4X2	T59.4X3	T59.4X4	–	–
Chlorisondamine chloride	T46.991	T46.992	T46.993	T46.994	T46.995	T46.996
Chlormadinone	T38.5X1	T38.5X2	T38.5X3	T38.5X4	T38.5X5	T38.5X6
Chlormephos	T60.0X1	T60.0X2	T60.0X3	T60.0X4	–	–
Chlormerodrin	T50.2X1	T50.2X2	T50.2X3	T50.2X4	T50.2X5	T50.2X6
Chlormethiazole	T42.6X1	T42.6X2	T42.6X3	T42.6X4	T42.6X5	T42.6X6
Chlormethine	T45.1X1	T45.1X2	T45.1X3	T45.1X4	T45.1X5	T45.1X6
Chlormethylenecycline	T36.4X1	T36.4X2	T36.4X3	T36.4X4	T36.4X5	T36.4X6
Chlormezanone	T42.6X1	T42.6X2	T42.6X3	T42.6X4	T42.6X5	T42.6X6
Chloroacetic acid	T60.3X1	T60.3X2	T60.3X3	T60.3X4	–	–
Chloroacetone	T59.3X1	T59.3X2	T59.3X3	T59.3X4	–	–
Chloroacetophenone	T59.3X1	T59.3X2	T59.3X3	T59.3X4	–	–
Chloroaniline	T53.7X1	T53.7X2	T53.7X3	T53.7X4	–	–
Chlorobenzene, chlorobenzol	T53.7X1	T53.7X2	T53.7X3	T53.7X4	–	–
Chlorobromomethane (fire extinguisher)	T53.6X1	T53.6X2	T53.6X3	T53.6X4	–	–
Chlorobutanol	T49.0X1	T49.0X2	T49.0X3	T49.0X4	T49.0X5	T49.0X6

Substance	Poisoning, Accidental (unintentional)	Poisoning, Intentional self-harm	Poisoning, Assault	Poisoning, Undetermined	Adverse effect	Underdosing
Chlorocresol	T49.0X1	T49.0X2	T49.0X3	T49.0X4	T49.0X5	T49.0X6
Chlorodehydro-methyltestosterone	T38.7X1	T38.7X2	T38.7X3	T38.7X4	T38.7X5	T38.7X6
Chlorodinitrobenzene	T53.7X1	T53.7X2	T53.7X3	T53.7X4	–	–
dust or vapor	T53.7X1	T53.7X2	T53.7X3	T53.7X4	–	–
Chlorodiphenyl	T53.7X1	T53.7X2	T53.7X3	T53.7X4	–	–
Chloroethane — *see* Ethyl, chloride						
Chloroethylene	T53.6X1	T53.6X2	T53.6X3	T53.6X4	–	–
Chlorofluorocarbons	T53.5X1	T53.5X2	T53.5X3	T53.5X4	–	–
Chloroform (fumes) (vapor)	T53.1X1	T53.1X2	T53.1X3	T53.1X4	–	–
anesthetic	T41.0X1	T41.0X2	T41.0X3	T41.0X4	T41.0X5	T41.0X6
solvent	T53.1X1	T53.1X2	T53.1X3	T53.1X4	–	–
water, concentrated	T41.0X1	T41.0X2	T41.0X3	T41.0X4	T41.0X5	T41.0X6
Chloroguanide	T37.2X1	T37.2X2	T37.2X3	T37.2X4	T37.2X5	T37.2X6
Chloromycetin	T36.2X1	T36.2X2	T36.2X3	T36.2X4	T36.2X5	T36.2X6
ENT agent	T49.6X1	T49.6X2	T49.6X3	T49.6X4	T49.6X5	T49.6X6
ophthalmic preparation	T49.5X1	T49.5X2	T49.5X3	T49.5X4	T49.5X5	T49.5X6
otic solution	T49.6X1	T49.6X2	T49.6X3	T49.6X4	T49.6X5	T49.6X6
topical NEC	T49.0X1	T49.0X2	T49.0X3	T49.0X4	T49.0X5	T49.0X6
Chloronitrobenzene	T53.7X1	T53.7X2	T53.7X3	T53.7X4	–	–
dust or vapor	T53.7X1	T53.7X2	T53.7X3	T53.7X4	–	–
Chlorophacinone	T60.4X1	T60.4X2	T60.4X3	T60.4X4	–	–
Chlorophenol	T53.7X1	T53.7X2	T53.7X3	T53.7X4	–	–
Chlorophenothane	T60.1X1	T60.1X2	T60.1X3	T60.1X4	–	–
Chlorophyll	T50.991	T50.992	T50.993	T50.994	T50.995	T50.996
Chloropicrin (fumes)	T53.6X1	T53.6X2	T53.6X3	T53.6X4	–	–

Substance	Poisoning, Accidental (unintentional)	Poisoning, Intentional self-harm	Poisoning, Assault	Poisoning, Undetermined	Adverse effect	Underdosing
fungicide	T60.3X1	T60.3X2	T60.3X3	T60.3X4	–	–
pesticide	T60.8X1	T60.8X2	T60.8X3	T60.8X4	–	–
Chloroprocaine	T41.3X1	T41.3X2	T41.3X3	T41.3X4	T41.3X5	T41.3X6
infiltration (subcutaneous)	T41.3X1	T41.3X2	T41.3X3	T41.3X4	T41.3X5	T41.3X6
nerve block (peripheral) (plexus)	T41.3X1	T41.3X2	T41.3X3	T41.3X4	T41.3X5	T41.3X6
spinal	T41.3X1	T41.3X2	T41.3X3	T41.3X4	T41.3X5	T41.3X6
Chloroptic	T49.5X1	T49.5X2	T49.5X3	T49.5X4	T49.5X5	T49.5X6
Chloropurine	T45.1X1	T45.1X2	T45.1X3	T45.1X4	T45.1X5	T45.1X6
Chloropyramine	T45.0X1	T45.0X2	T45.0X3	T45.0X4	T45.0X5	T45.0X6
Chloropyrifos	T60.0X1	T60.0X2	T60.0X3	T60.0X4	–	–
Chloropyrilene	T45.0X1	T45.0X2	T45.0X3	T45.0X4	T45.0X5	T45.0X6
Chloroquine	T37.2X1	T37.2X2	T37.2X3	T37.2X4	T37.2X5	T37.2X6
Chlorothalonil	T60.3X1	T60.3X2	T60.3X3	T60.3X4	–	–
Chlorothen	T45.0X1	T45.0X2	T45.0X3	T45.0X4	T45.0X5	T45.0X6
Chlorothiazide	T50.2X1	T50.2X2	T50.2X3	T50.2X4	T50.2X5	T50.2X6
Chlorothymol	T49.4X1	T49.4X2	T49.4X3	T49.4X4	T49.4X5	T49.4X6
Chlorotrianisene	T38.5X1	T38.5X2	T38.5X3	T38.5X4	T38.5X5	T38.5X6
Chlorovinyldichloro-arsine, not in war	T57.0X1	T57.0X2	T57.0X3	T57.0X4	–	–
Chloroxine	T49.4X1	T49.4X2	T49.4X3	T49.4X4	T49.4X5	T49.4X6
Chloroxylenol	T49.0X1	T49.0X2	T49.0X3	T49.0X4	T49.0X5	T49.0X6
Chlorphenamine	T45.0X1	T45.0X2	T45.0X3	T45.0X4	T45.0X5	T45.0X6
Chlorphenesin	T42.8X1	T42.8X2	T42.8X3	T42.8X4	T42.8X5	T42.8X6
topical (antifungal)	T49.0X1	T49.0X2	T49.0X3	T49.0X4	T49.0X5	T49.0X6
Chlorpheniramine	T45.0X1	T45.0X2	T45.0X3	T45.0X4	T45.0X5	T45.0X6

Substance	Poisoning, Accidental (unintentional)	Poisoning, Intentional self-harm	Poisoning, Assault	Poisoning, Undetermined	Adverse effect	Underdosing
Chlorphenoxamine	T45.0X1	T45.0X2	T45.0X3	T45.0X4	T45.0X5	T45.0X6
Chlorphentermine	T50.5X1	T50.5X2	T50.5X3	T50.5X4	T50.5X5	T50.5X6
Chlorprocaine — *see* Chloroprocaine						
Chlorproguanil	T37.2X1	T37.2X2	T37.2X3	T37.2X4	T37.2X5	T37.2X6
Chlorpromazine	T43.3X1	T43.3X2	T43.3X3	T43.3X4	T43.3X5	T43.3X6
Chlorpropamide	T38.3X1	T38.3X2	T38.3X3	T38.3X4	T38.3X5	T38.3X6
Chlorprothixene	T43.4X1	T43.4X2	T43.4X3	T43.4X4	T43.4X5	T43.4X6
Chlorquinaldol	T49.0X1	T49.0X2	T49.0X3	T49.0X4	T49.0X5	T49.0X6
Chlorquinol	T49.0X1	T49.0X2	T49.0X3	T49.0X4	T49.0X5	T49.0X6
Chlortalidone	T50.2X1	T50.2X2	T50.2X3	T50.2X4	T50.2X5	T50.2X6
Chlortetracycline	T36.4X1	T36.4X2	T36.4X3	T36.4X4	T36.4X5	T36.4X6
Chlorthalidone	T50.2X1	T50.2X2	T50.2X3	T50.2X4	T50.2X5	T50.2X6
Chlorthiophos	T60.0X1	T60.0X2	T60.0X3	T60.0X4	—	—
Chlortrianisene	T38.5X1	T38.5X2	T38.5X3	T38.5X4	T38.5X5	T38.5X6
Chlor-Trimeton	T45.0X1	T45.0X2	T45.0X3	T45.0X4	T45.0X5	T45.0X6
Chlorthion	T60.0X1	T60.0X2	T60.0X3	T60.0X4	—	—
Chlorzoxazone	T42.8X1	T42.8X2	T42.8X3	T42.8X4	T42.8X5	T42.8X6
Choke damp	T59.7X1	T59.7X2	T59.7X3	T59.7X4	—	—
Cholagogues	T47.5X1	T47.5X2	T47.5X3	T47.5X4	T47.5X5	T47.5X6
Cholebrine	T50.8X1	T50.8X2	T50.8X3	T50.8X4	T50.8X5	T50.8X6
Cholecalciferol	T45.2X1	T45.2X2	T45.2X3	T45.2X4	T45.2X5	T45.2X6
Cholecystokinin	T50.8X1	T50.8X2	T50.8X3	T50.8X4	T50.8X5	T50.8X6
Cholera vaccine	T50.A91	T50.A92	T50.A93	T50.A94	T50.A95	T50.A96
Choleretic	T47.5X1	T47.5X2	T47.5X3	T47.5X4	T47.5X5	T47.5X6

Substance	Poisoning, Accidental (unintentional)	Poisoning, Intentional self-harm	Poisoning, Assault	Poisoning, Undetermined	Adverse effect	Underdosing
Cholesterol-lowering agents	T46.6X1	T46.6X2	T46.6X3	T46.6X4	T46.6X5	T46.6X6
Cholestyramine (resin)	T46.6X1	T46.6X2	T46.6X3	T46.6X4	T46.6X5	T46.6X6
Cholic acid	T47.5X1	T47.5X2	T47.5X3	T47.5X4	T47.5X5	T47.5X6
Choline	T48.6X1	T48.6X2	T48.6X3	T48.6X4	T48.6X5	T48.6X6
chloride	T50.991	T50.992	T50.993	T50.994	T50.995	T50.996
dihydrogen citrate	T50.991	T50.992	T50.993	T50.994	T50.995	T50.996
salicylate	T39.091	T39.092	T39.093	T39.094	T39.095	T39.096
theophyllinate	T48.6X1	T48.6X2	T48.6X3	T48.6X4	T48.6X5	T48.6X6
Cholinergic (drug) **NEC**	T44.1X1	T44.1X2	T44.1X3	T44.1X4	T44.1X5	T44.1X6
muscle tone enhancer	T44.1X1	T44.1X2	T44.1X3	T44.1X4	T44.1X5	T44.1X6
organophosphorus	T44.0X1	T44.0X2	T44.0X3	T44.0X4	T44.0X5	T44.0X6
insecticide	T60.0X1	T60.0X2	T60.0X3	T60.0X4	–	–
nerve gas	T59.891	T59.892	T59.893	T59.894	–	–
trimethyl ammonium propanediol	T44.1X1	T44.1X2	T44.1X3	T44.1X4	T44.1X5	T44.1X6
Cholinesterase reactivator	T50.6X1	T50.6X2	T50.6X3	T50.6X4	T50.6X5	T50.6X6
Cholografin	T50.8X1	T50.8X2	T50.8X3	T50.8X4	T50.8X5	T50.8X6
Chorionic gonadotropin	T38.891	T38.892	T38.893	T38.894	T38.895	T38.896
Chromate	T56.2X1	T56.2X2	T56.2X3	T56.2X4	–	–
dust or mist	T56.2X1	T56.2X2	T56.2X3	T56.2X4	–	–
lead (*see also* lead)	T56.0X1	T56.0X2	T56.0X3	T56.0X4	–	–
paint	T56.0X1	T56.0X2	T56.0X3	T56.0X4	–	–
Chromic						
acid	T56.2X1	T56.2X2	T56.2X3	T56.2X4	–	–
dust or mist	T56.2X1	T56.2X2	T56.2X3	T56.2X4	–	–
phosphate 32P	T45.1X1	T45.1X2	T45.1X3	T45.1X4	T45.1X5	T45.1X6
Chromium	T56.2X1	T56.2X2	T56.2X3	T56.2X4	–	–

Substance	Poisoning, Accidental (unintentional)	Poisoning, Intentional self-harm	Poisoning, Assault	Poisoning, Undetermined	Adverse effect	Underdosing
compounds — *see* Chromate						
sesquioxide	T50.8X1	T50.8X2	T50.8X3	T50.8X4	T50.8X5	T50.8X6
Chromomycin A3	T45.1X1	T45.1X2	T45.1X3	T45.1X4	T45.1X5	T45.1X6
Chromonar	T46.3X1	T46.3X2	T46.3X3	T46.3X4	T46.3X5	T46.3X6
Chromyl chloride	T56.2X1	T56.2X2	T56.2X3	T56.2X4	–	–
Chrysarobin	T49.4X1	T49.4X2	T49.4X3	T49.4X4	T49.4X5	T49.4X6
Chrysazin	T47.2X1	T47.2X2	T47.2X3	T47.2X4	T47.2X5	T47.2X6
Chymar	T45.3X1	T45.3X2	T45.3X3	T45.3X4	T45.3X5	T45.3X6
ophthalmic preparation	T49.5X1	T49.5X2	T49.5X3	T49.5X4	T49.5X5	T49.5X6
Chymopapain	T45.3X1	T45.3X2	T45.3X3	T45.3X4	T45.3X5	T45.3X6
Chymotrypsin	T45.3X1	T45.3X2	T45.3X3	T45.3X4	T45.3X5	T45.3X6
ophthalmic preparation	T49.5X1	T49.5X2	T49.5X3	T49.5X4	T49.5X5	T49.5X6
Cianidanol	T50.991	T50.992	T50.993	T50.994	T50.995	T50.996
Cianopramine	T43.011	T43.012	T43.013	T43.014	T43.015	T43.016
Cibenzoline	T46.2X1	T46.2X2	T46.2X3	T46.2X4	T46.2X5	T46.2X6
Ciclacillin	T36.0X1	T36.0X2	T36.0X3	T36.0X4	T36.0X5	T36.0X6
Ciclobarbital — *see* Hexobarbital						
Ciclonicate	T46.7X1	T46.7X2	T46.7X3	T46.7X4	T46.7X5	T46.7X6
Ciclopirox (olamine)	T49.0X1	T49.0X2	T49.0X3	T49.0X4	T49.0X5	T49.0X6
Ciclosporin	T45.1X1	T45.1X2	T45.1X3	T45.1X4	T45.1X5	T45.1X6
Cicuta maculata or virosa	T62.2X1	T62.2X2	T62.2X3	T62.2X4	–	–
Cicutoxin	T62.2X1	T62.2X2	T62.2X3	T62.2X4	–	–
Cigarette lighter fluid	T52.0X1	T52.0X2	T52.0X3	T52.0X4	–	–
Cigarettes (tobacco)	T65.221	T65.222	T65.223	T65.224	–	–

Substance	Poisoning, Accidental (unintentional)	Poisoning, Intentional self-harm	Poisoning, Assault	Poisoning, Undetermined	Adverse effect	Underdosing
Ciguatoxin	T61.01	T61.02	T61.03	T61.04	–	–
Cilazapril	T46.4X1	T46.4X2	T46.4X3	T46.4X4	T46.4X5	T46.4X6
Cimetidine	T47.0X1	T47.0X2	T47.0X3	T47.0X4	T47.0X5	T47.0X6
Cimetropium bromide	T44.3X1	T44.3X2	T44.3X3	T44.3X4	T44.3X5	T44.3X6
Cinchocaine	T41.3X1	T41.3X2	T41.3X3	T41.3X4	T41.3X5	T41.3X6
topical (surface)	T41.3X1	T41.3X2	T41.3X3	T41.3X4	T41.3X5	T41.3X6
Cinchona	T37.2X1	T37.2X2	T37.2X3	T37.2X4	T37.2X5	T37.2X6
Cinchonine alkaloids	T37.2X1	T37.2X2	T37.2X3	T37.2X4	T37.2X5	T37.2X6
Cinchophen	T50.4X1	T50.4X2	T50.4X3	T50.4X4	T50.4X5	T50.4X6
Cinepazide	T46.7X1	T46.7X2	T46.7X3	T46.7X4	T46.7X5	T46.7X6
Cinnamedrine	T48.5X1	T48.5X2	T48.5X3	T48.5X4	T48.5X5	T48.5X6
Cinnarizine	T45.0X1	T45.0X2	T45.0X3	T45.0X4	T45.0X5	T45.0X6
Cinoxacin	T37.8X1	T37.8X2	T37.8X3	T37.8X4	T37.8X5	T37.8X6
Ciprofibrate	T46.6X1	T46.6X2	T46.6X3	T46.6X4	T46.6X5	T46.6X6
Ciprofloxacin	T36.8X1	T36.8X2	T36.8X3	T36.8X4	T36.8X5	T36.8X6
Cisapride	T47.8X1	T47.8X2	T47.8X3	T47.8X4	T47.8X5	T47.8X6
Cisplatin	T45.1X1	T45.1X2	T45.1X3	T45.1X4	T45.1X5	T45.1X6
Citalopram	T43.221	T43.222	T43.223	T43.224	T43.225	T43.226
Citanest	T41.3X1	T41.3X2	T41.3X3	T41.3X4	T41.3X5	T41.3X6

Substance	Poisoning, Accidental (unintentional)	Poisoning, Intentional self-harm	Poisoning, Assault	Poisoning, Undetermined	Adverse effect	Underdosing
infiltration (subcutaneous)	T41.3X1	T41.3X2	T41.3X3	T41.3X4	T41.3X5	T41.3X6
nerve block (peripheral) (plexus)	T41.3X1	T41.3X2	T41.3X3	T41.3X4	T41.3X5	T41.3X6
Citric acid	T47.5X1	T47.5X2	T47.5X3	T47.5X4	T47.5X5	T47.5X6
Citrovorum (factor)	T45.8X1	T45.8X2	T45.8X3	T45.8X4	T45.8X5	T45.8X6
Claviceps purpurea	T62.2X1	T62.2X2	T62.2X3	T62.2X4	–	–
Clavulanic acid	T36.1X1	T36.1X2	T36.1X3	T36.1X4	T36.1X5	T36.1X6
Cleaner, cleansing agent, type not specified	T65.891	T65.892	T65.893	T65.894	–	–
of paint or varnish	T52.91	T52.92	T52.93	T52.94	–	–
specified type NEC	T65.891	T65.892	T65.893	T65.894	–	–
Clebopride	T47.8X1	T47.8X2	T47.8X3	T47.8X4	T47.8X5	T47.8X6
Clefamide	T37.3X1	T37.3X2	T37.3X3	T37.3X4	T37.3X5	T37.3X6
Clemastine	T45.0X1	T45.0X2	T45.0X3	T45.0X4	T45.0X5	T45.0X6
Clematis vitalba	T62.2X1	T62.2X2	T62.2X3	T62.2X4	–	–
Clemizole	T45.0X1	T45.0X2	T45.0X3	T45.0X4	T45.0X5	T45.0X6
penicillin	T36.0X1	T36.0X2	T36.0X3	T36.0X4	T36.0X5	T36.0X6
Clenbuterol	T48.6X1	T48.6X2	T48.6X3	T48.6X4	T48.6X5	T48.6X6
Clidinium bromide	T44.3X1	T44.3X2	T44.3X3	T44.3X4	T44.3X5	T44.3X6
Clindamycin	T36.8X1	T36.8X2	T36.8X3	T36.8X4	T36.8X5	T36.8X6
Clinofibrate	T46.6X1	T46.6X2	T46.6X3	T46.6X4	T46.6X5	T46.6X6
Clioquinol	T37.8X1	T37.8X2	T37.8X3	T37.8X4	T37.8X5	T37.8X6
Cliradon	T40.2X1	T40.2X2	T40.2X3	T40.2X4	–	–
Clobazam	T42.4X1	T42.4X2	T42.4X3	T42.4X4	T42.4X5	T42.4X6
Clobenzorex	T50.5X1	T50.5X2	T50.5X3	T50.5X4	T50.5X5	T50.5X6

Substance	Poisoning, Accidental (unintentional)	Poisoning, Intentional self-harm	Poisoning, Assault	Poisoning, Undetermined	Adverse effect	Underdosing
Clobetasol	T49.0X1	T49.0X2	T49.0X3	T49.0X4	T49.0X5	T49.0X6
Clobetasone	T49.0X1	T49.0X2	T49.0X3	T49.0X4	T49.0X5	T49.0X6
Clobutinol	T48.3X1	T48.3X2	T48.3X3	T48.3X4	T48.3X5	T48.3X6
Clocortolone	T38.0X1	T38.0X2	T38.0X3	T38.0X4	T38.0X5	T38.0X6
Clodantoin	T49.0X1	T49.0X2	T49.0X3	T49.0X4	T49.0X5	T49.0X6
Clodronic acid	T50.991	T50.992	T50.993	T50.994	T50.995	T50.996
Clofazimine	T37.1X1	T37.1X2	T37.1X3	T37.1X4	T37.1X5	T37.1X6
Clofedanol	T48.3X1	T48.3X2	T48.3X3	T48.3X4	T48.3X5	T48.3X6
Clofenamide	T50.2X1	T50.2X2	T50.2X3	T50.2X4	T50.2X5	T50.2X6
Clofenotane	T49.0X1	T49.0X2	T49.0X3	T49.0X4	T49.0X5	T49.0X6
Clofezone	T39.2X1	T39.2X2	T39.2X3	T39.2X4	T39.2X5	T39.2X6
Clofibrate	T46.6X1	T46.6X2	T46.6X3	T46.6X4	T46.6X5	T46.6X6
Clofibride	T46.6X1	T46.6X2	T46.6X3	T46.6X4	T46.6X5	T46.6X6
Cloforex	T50.5X1	T50.5X2	T50.5X3	T50.5X4	T50.5X5	T50.5X6
Clomethiazole	T42.6X1	T42.6X2	T42.6X3	T42.6X4	T42.6X5	T42.6X6
Clometocillin	T36.0X1	T36.0X2	T36.0X3	T36.0X4	T36.0X5	T36.0X6
Clomifene	T38.5X1	T38.5X2	T38.5X3	T38.5X4	T38.5X5	T38.5X6
Clomiphene	T38.5X1	T38.5X2	T38.5X3	T38.5X4	T38.5X5	T38.5X6
Clomipramine	T43.011	T43.012	T43.013	T43.014	T43.015	T43.016
Clomocycline	T36.4X1	T36.4X2	T36.4X3	T36.4X4	T36.4X5	T36.4X6
Clonazepam	T42.4X1	T42.4X2	T42.4X3	T42.4X4	T42.4X5	T42.4X6
Clonidine	T46.5X1	T46.5X2	T46.5X3	T46.5X4	T46.5X5	T46.5X6
Clonixin	T39.8X1	T39.8X2	T39.8X3	T39.8X4	T39.8X5	T39.8X6
Clopamide	T50.2X1	T50.2X2	T50.2X3	T50.2X4	T50.2X5	T50.2X6

Substance	Poisoning, Accidental (unintentional)	Poisoning, Intentional self-harm	Poisoning, Assault	Poisoning, Undetermined	Adverse effect	Underdosing
Clopenthixol	T43.4X1	T43.4X2	T43.4X3	T43.4X4	T43.4X5	T43.4X6
Cloperastine	T48.3X1	T48.3X2	T48.3X3	T48.3X4	T48.3X5	T48.3X6
Clophedianol	T48.3X1	T48.3X2	T48.3X3	T48.3X4	T48.3X5	T48.3X6
Cloponone	T36.2X1	T36.2X2	T36.2X3	T36.2X4	T36.2X5	T36.2X6
Cloprednol	T38.0X1	T38.0X2	T38.0X3	T38.0X4	T38.0X5	T38.0X6
Cloral betaine	T42.6X1	T42.6X2	T42.6X3	T42.6X4	T42.6X5	T42.6X6
Cloramfenicol	T36.2X1	T36.2X2	T36.2X3	T36.2X4	T36.2X5	T36.2X6
Clorazepate (dipotassium)	T42.4X1	T42.4X2	T42.4X3	T42.4X4	T42.4X5	T42.4X6
Clorexolone	T50.2X1	T50.2X2	T50.2X3	T50.2X4	T50.2X5	T50.2X6
Clorfenamine	T45.0X1	T45.0X2	T45.0X3	T45.0X4	T45.0X5	T45.0X6
Clorgiline	T43.1X1	T43.1X2	T43.1X3	T43.1X4	T43.1X5	T43.1X6
Clorotepine	T44.3X1	T44.3X2	T44.3X3	T44.3X4	T44.3X5	T44.3X6
Clorox (bleach)	T54.91	T54.92	T54.93	T54.94	–	–
Clorprenaline	T48.6X1	T48.6X2	T48.6X3	T48.6X4	T48.6X5	T48.6X6
Clortermine	T50.5X1	T50.5X2	T50.5X3	T50.5X4	T50.5X5	T50.5X6
Clotiapine	T43.591	T43.592	T43.593	T43.594	T43.595	T43.596
Clotiazepam	T42.4X1	T42.4X2	T42.4X3	T42.4X4	T42.4X5	T42.4X6
Clotibric acid	T46.6X1	T46.6X2	T46.6X3	T46.6X4	T46.6X5	T46.6X6
Clotrimazole	T49.0X1	T49.0X2	T49.0X3	T49.0X4	T49.0X5	T49.0X6
Cloxacillin	T36.0X1	T36.0X2	T36.0X3	T36.0X4	T36.0X5	T36.0X6
Cloxazolam	T42.4X1	T42.4X2	T42.4X3	T42.4X4	T42.4X5	T42.4X6
Cloxiquine	T49.0X1	T49.0X2	T49.0X3	T49.0X4	T49.0X5	T49.0X6
Clozapine	T42.4X1	T42.4X2	T42.4X3	T42.4X4	T42.4X5	T42.4X6
Coagulant NEC	T45.7X1	T45.7X2	T45.7X3	T45.7X4	T45.7X5	T45.7X6
Coal (carbon monoxide from) (*see also* Carbon, monoxide, coal)	T58.2X1	T58.2X2	T58.2X3	T58.2X4	–	–

Substance	Poisoning, Accidental (unintentional)	Poisoning, Intentional self-harm	Poisoning, Assault	Poisoning, Undetermined	Adverse effect	Underdosing
oil — *see* Kerosene						
tar	T49.1X1	T49.1X2	T49.1X3	T49.1X4	T49.1X5	T49.1X6
fumes	T59.891	T59.892	T59.893	T59.894	–	–
medicinal (ointment)	T49.4X1	T49.4X2	T49.4X3	T49.4X4	T49.4X5	T49.4X6
analgesics NEC	T39.2X1	T39.2X2	T39.2X3	T39.2X4	T39.2X5	T39.2X6
naphtha (solvent)	T52.0X1	T52.0X2	T52.0X3	T52.0X4	–	–
Cobalamine	T45.2X1	T45.2X2	T45.2X3	T45.2X4	T45.2X5	T45.2X6
Cobalt (nonmedicinal) (fumes) (industrial)	T56.891	T56.892	T56.893	T56.894	–	–
medicinal (trace) (chloride)	T45.8X1	T45.8X2	T45.8X3	T45.8X4	T45.8X5	T45.8X6
Cobra (venom)	T63.041	T63.042	T63.043	T63.044	–	–
Coca (leaf)	T40.5X1	T40.5X2	T40.5X3	T40.5X4	T40.5X5	T40.5X6
Cocaine	T40.5X1	T40.5X2	T40.5X3	T40.5X4	T40.5X5	T40.5X6
topical anesthetic	T41.3X1	T41.3X2	T41.3X3	T41.3X4	T41.3X5	T41.3X6
Cocarboxylase	T45.3X1	T45.3X2	T45.3X3	T45.3X4	T45.3X5	T45.3X6
Coccidioidin	T50.8X1	T50.8X2	T50.8X3	T50.8X4	T50.8X5	T50.8X6
Cocculus indicus	T62.1X1	T62.1X2	T62.1X3	T62.1X4	–	–
Cochineal	T65.6X1	T65.6X2	T65.6X3	T65.6X4	–	–
medicinal products	T50.991	T50.992	T50.993	T50.994	T50.995	T50.996
Codeine	T40.2X1	T40.2X2	T40.2X3	T40.2X4	T40.2X5	T40.2X6
Cod-liver oil	T45.2X1	T45.2X2	T45.2X3	T45.2X4	T45.2X5	T45.2X6
Coenzyme A	T50.991	T50.992	T50.993	T50.994	T50.995	T50.996
Coffee	T62.8X1	T62.8X2	T62.8X3	T62.8X4	–	–
Cogalactoiso-merase	T50.991	T50.992	T50.993	T50.994	T50.995	T50.996

Substance	Poisoning, Accidental (unintentional)	Poisoning, Intentional self-harm	Poisoning, Assault	Poisoning, Undetermined	Adverse effect	Underdosing
Cogentin	T44.3X1	T44.3X2	T44.3X3	T44.3X4	T44.3X5	T44.3X6
Coke fumes or gas (carbon monoxide)	T58.2X1	T58.2X2	T58.2X3	T58.2X4	–	–
industrial use	T58.8X1	T58.8X2	T58.8X3	T58.8X4	–	–
Colace	T47.4X1	T47.4X2	T47.4X3	T47.4X4	T47.4X5	T47.4X6
Colaspase	T45.1X1	T45.1X2	T45.1X3	T45.1X4	T45.1X5	T45.1X6
Colchicine	T50.4X1	T50.4X2	T50.4X3	T50.4X4	T50.4X5	T50.4X6
Colchicum	T62.2X1	T62.2X2	T62.2X3	T62.2X4	–	–
Cold cream	T49.3X1	T49.3X2	T49.3X3	T49.3X4	T49.3X5	T49.3X6
Colecalciferol	T45.2X1	T45.2X2	T45.2X3	T45.2X4	T45.2X5	T45.2X6
Colestipol	T46.6X1	T46.6X2	T46.6X3	T46.6X4	T46.6X5	T46.6X6
Colestyramine	T46.6X1	T46.6X2	T46.6X3	T46.6X4	T46.6X5	T46.6X6
Colimycin	T36.8X1	T36.8X2	T36.8X3	T36.8X4	T36.8X5	T36.8X6
Colistimethate	T36.8X1	T36.8X2	T36.8X3	T36.8X4	T36.8X5	T36.8X6
Colistin	T36.8X1	T36.8X2	T36.8X3	T36.8X4	T36.8X5	T36.8X6
sulfate (eye preparation)	T49.5X1	T49.5X2	T49.5X3	T49.5X4	T49.5X5	T49.5X6
Collagen	T50.991	T50.992	T50.993	T50.994	T50.995	T50.996
Collagenase	T49.4X1	T49.4X2	T49.4X3	T49.4X4	T49.4X5	T49.4X6
Collodion	T49.3X1	T49.3X2	T49.3X3	T49.3X4	T49.3X5	T49.3X6
Colocynth	T47.2X1	T47.2X2	T47.2X3	T47.2X4	T47.2X5	T47.2X6
Colophony adhesive	T49.3X1	T49.3X2	T49.3X3	T49.3X4	T49.3X5	T49.3X6
Colorant (*see also* Dye)	T50.991	T50.992	T50.993	T50.994	T50.995	T50.996
Coloring matter — *see* Dye(s)						

Substance	Poisoning, Accidental (unintentional)	Poisoning, Intentional self-harm	Poisoning, Assault	Poisoning, Undetermined	Adverse effect	Underdosing
Combustion gas (after combustion) — *see* Carbon, monoxide						
prior to combustion	T59.891	T59.892	T59.893	T59.894	–	–
Compazine	T43.3X1	T43.3X2	T43.3X3	T43.3X4	T43.3X5	T43.3X6
Compound						
42 (warfarin)	T60.4X1	T60.4X2	T60.4X3	T60.4X4	–	–
269 (endrin)	T60.1X1	T60.1X2	T60.1X3	T60.1X4	–	–
497 (dieldrin)	T60.1X1	T60.1X2	T60.1X3	T60.1X4	–	–
1080 (sodium fluoroacetate)	T60.4X1	T60.4X2	T60.4X3	T60.4X4	–	–
3422 (parathion)	T60.0X1	T60.0X2	T60.0X3	T60.0X4	–	–
3911 (phorate)	T60.0X1	T60.0X2	T60.0X3	T60.0X4	–	–
3956 (toxaphene)	T60.1X1	T60.1X2	T60.1X3	T60.1X4	–	–
4049 (malathion)	T60.0X1	T60.0X2	T60.0X3	T60.0X4	–	–
4069 (malathion)	T60.0X1	T60.0X2	T60.0X3	T60.0X4	–	–
4124 (dicapthon)	T60.0X1	T60.0X2	T60.0X3	T60.0X4	–	–
E (cortisone)	T38.0X1	T38.0X2	T38.0X3	T38.0X4	T38.0X5	T38.0X6
F (hydrocortisone)	T38.0X1	T38.0X2	T38.0X3	T38.0X4	T38.0X5	T38.0X6
Congener, anabolic	T38.7X1	T38.7X2	T38.7X3	T38.7X4	T38.7X5	T38.7X6
Congo red	T50.8X1	T50.8X2	T50.8X3	T50.8X4	T50.8X5	T50.8X6
Coniine, conine	T62.2X1	T62.2X2	T62.2X3	T62.2X4	–	–
Conium (maculatum)	T62.2X1	T62.2X2	T62.2X3	T62.2X4	–	–
Conjugated estrogenic substances	T38.5X1	T38.5X2	T38.5X3	T38.5X4	T38.5X5	T38.5X6
Contac	T48.5X1	T48.5X2	T48.5X3	T48.5X4	T48.5X5	T48.5X6
Contact lens solution	T49.5X1	T49.5X2	T49.5X3	T49.5X4	T49.5X5	T49.5X6
Contraceptive (oral)	T38.4X1	T38.4X2	T38.4X3	T38.4X4	T38.4X5	T38.4X6
vaginal	T49.8X1	T49.8X2	T49.8X3	T49.8X4	T49.8X5	T49.8X6

Substance	Poisoning, Accidental (unintentional)	Poisoning, Intentional self-harm	Poisoning, Assault	Poisoning, Undetermined	Adverse effect	Underdosing
Contrast medium, radiography	T50.8X1	T50.8X2	T50.8X3	T50.8X4	T50.8X5	T50.8X6
Convallaria glycosides	T46.0X1	T46.0X2	T46.0X3	T46.0X4	T46.0X5	T46.0X6
Convallaria majalis	T62.2X1	T62.2X2	T62.2X3	T62.2X4	–	–
berry	T62.1X1	T62.1X2	T62.1X3	T62.1X4	–	–
Copper (dust) (fumes) (nonmedicinal) NEC	T56.4X1	T56.4X2	T56.4X3	T56.4X4	–	–
arsenate, arsenite	T57.0X1	T57.0X2	T57.0X3	T57.0X4	–	–
insecticide	T60.2X1	T60.2X2	T60.2X3	T60.2X4	–	–
emetic	T47.7X1	T47.7X2	T47.7X3	T47.7X4	T47.7X5	T47.7X6
fungicide	T60.3X1	T60.3X2	T60.3X3	T60.3X4	–	–
gluconate	T49.0X1	T49.0X2	T49.0X3	T49.0X4	T49.0X5	T49.0X6
insecticide	T60.2X1	T60.2X2	T60.2X3	T60.2X4	–	–
medicinal (trace)	T45.8X1	T45.8X2	T45.8X3	T45.8X4	T45.8X5	T45.8X6
oleate	T49.0X1	T49.0X2	T49.0X3	T49.0X4	T49.0X5	T49.0X6
sulfate	T56.4X1	T56.4X2	T56.4X3	T56.4X4	–	–
cupric	T56.4X1	T56.4X2	T56.4X3	T56.4X4	–	–
fungicide	T60.3X1	T60.3X2	T60.3X3	T60.3X4	–	–
medicinal						
ear	T49.6X1	T49.6X2	T49.6X3	T49.6X4	T49.6X5	T49.6X6
emetic	T47.7X1	T47.7X2	T47.7X3	T47.7X4	T47.7X5	T47.7X6
eye	T49.5X1	T49.5X2	T49.5X3	T49.5X4	T49.5X5	T49.5X6
cuprous	T56.4X1	T56.4X2	T56.4X3	T56.4X4	–	–
fungicide	T60.3X1	T60.3X2	T60.3X3	T60.3X4	–	–
medicinal						
ear	T49.6X1	T49.6X2	T49.6X3	T49.6X4	T49.6X5	T49.6X6
emetic	T47.7X1	T47.7X2	T47.7X3	T47.7X4	T47.7X5	T47.7X6
eye	T49.5X1	T49.5X2	T49.5X3	T49.5X4	T49.5X5	T49.5X6

Substance	Poisoning, Accidental (unintentional)	Poisoning, Intentional self-harm	Poisoning, Assault	Poisoning, Undetermined	Adverse effect	Underdosing
Copperhead snake (bite) (venom)	T63.061	T63.062	T63.063	T63.064	–	–
Coral (sting)	T63.691	T63.692	T63.693	T63.694	–	–
snake (bite) (venom)	T63.021	T63.022	T63.023	T63.024	–	–
Corbadrine	T49.6X1	T49.6X2	T49.6X3	T49.6X4	T49.6X5	T49.6X6
Cordite	T65.891	T65.892	T65.893	T65.894	–	–
vapor	T59.891	T59.892	T59.893	T59.894	–	–
Cordran	T49.0X1	T49.0X2	T49.0X3	T49.0X4	T49.0X5	T49.0X6
Corn cures	T49.4X1	T49.4X2	T49.4X3	T49.4X4	T49.4X5	T49.4X6
Corn starch	T49.3X1	T49.3X2	T49.3X3	T49.3X4	T49.3X5	T49.3X6
Cornhusker's lotion	T49.3X1	T49.3X2	T49.3X3	T49.3X4	T49.3X5	T49.3X6
Coronary vasodilator NEC	T46.3X1	T46.3X2	T46.3X3	T46.3X4	T46.3X5	T46.3X6
Corrosive NEC	T54.91	T54.92	T54.93	T54.94	–	–
acid NEC	T54.2X1	T54.2X2	T54.2X3	T54.2X4	–	–
aromatics	T54.1X1	T54.1X2	T54.1X3	T54.1X4	–	–
disinfectant	T54.1X1	T54.1X2	T54.1X3	T54.1X4	–	–
fumes NEC	T54.91	T54.92	T54.93	T54.94	–	–
specified NEC	T54.91	T54.92	T54.93	T54.94	–	–
sublimate	T56.1X1	T56.1X2	T56.1X3	T56.1X4	–	–
Cortate	T38.0X1	T38.0X2	T38.0X3	T38.0X4	T38.0X5	T38.0X6
Cort-Dome	T38.0X1	T38.0X2	T38.0X3	T38.0X4	T38.0X5	T38.0X6
ENT agent	T49.6X1	T49.6X2	T49.6X3	T49.6X4	T49.6X5	T49.6X6
ophthalmic preparation	T49.5X1	T49.5X2	T49.5X3	T49.5X4	T49.5X5	T49.5X6
topical NEC	T49.0X1	T49.0X2	T49.0X3	T49.0X4	T49.0X5	T49.0X6
Cortef	T38.0X1	T38.0X2	T38.0X3	T38.0X4	T38.0X5	T38.0X6
ENT agent	T49.6X1	T49.6X2	T49.6X3	T49.6X4	T49.6X5	T49.6X6
ophthalmic preparation	T49.5X1	T49.5X2	T49.5X3	T49.5X4	T49.5X5	T49.5X6
topical NEC	T49.0X1	T49.0X2	T49.0X3	T49.0X4	T49.0X5	T49.0X6
Corticosteroid	T38.0X1	T38.0X2	T38.0X3	T38.0X4	T38.0X5	T38.0X6

Substance	Poisoning, Accidental (unintentional)	Poisoning, Intentional self-harm	Poisoning, Assault	Poisoning, Undetermined	Adverse effect	Underdosing
ENT agent	T49.6X1	T49.6X2	T49.6X3	T49.6X4	T49.6X5	T49.6X6
mineral	T50.0X1	T50.0X2	T50.0X3	T50.0X4	T50.0X5	T50.0X6
ophthalmic	T49.5X1	T49.5X2	T49.5X3	T49.5X4	T49.5X5	T49.5X6
topical NEC	T49.0X1	T49.0X2	T49.0X3	T49.0X4	T49.0X5	T49.0X6
Corticotropin	T38.811	T38.812	T38.813	T38.814	T38.815	T38.816
Cortisol	T49.0X1	T49.0X2	T49.0X3	T49.0X4	T49.0X5	T49.0X6
ENT agent	T49.6X1	T49.6X2	T49.6X3	T49.6X4	T49.6X5	T49.6X6
ophthalmic preparation	T49.5X1	T49.5X2	T49.5X3	T49.5X4	T49.5X5	T49.5X6
topical NEC	T49.0X1	T49.0X2	T49.0X3	T49.0X4	T49.0X5	T49.0X6
Cortisone (acetate)	T38.0X1	T38.0X2	T38.0X3	T38.0X4	T38.0X5	T38.0X6
ENT agent	T49.6X1	T49.6X2	T49.6X3	T49.6X4	T49.6X5	T49.6X6
ophthalmic preparation	T49.5X1	T49.5X2	T49.5X3	T49.5X4	T49.5X5	T49.5X6
topical NEC	T49.0X1	T49.0X2	T49.0X3	T49.0X4	T49.0X5	T49.0X6
Cortivazol	T38.0X1	T38.0X2	T38.0X3	T38.0X4	T38.0X5	T38.0X6
Cortogen	T38.0X1	T38.0X2	T38.0X3	T38.0X4	T38.0X5	T38.0X6
ENT agent	T49.6X1	T49.6X2	T49.6X3	T49.6X4	T49.6X5	T49.6X6
ophthalmic preparation	T49.5X1	T49.5X2	T49.5X3	T49.5X4	T49.5X5	T49.5X6
Cortone	T38.0X1	T38.0X2	T38.0X3	T38.0X4	T38.0X5	T38.0X6
ENT agent	T49.6X1	T49.6X2	T49.6X3	T49.6X4	T49.6X5	T49.6X6
ophthalmic preparation	T49.5X1	T49.5X2	T49.5X3	T49.5X4	T49.5X5	T49.5X6
Cortril	T38.0X1	T38.0X2	T38.0X3	T38.0X4	T38.0X5	T38.0X6
ENT agent	T49.6X1	T49.6X2	T49.6X3	T49.6X4	T49.6X5	T49.6X6
ophthalmic preparation	T49.5X1	T49.5X2	T49.5X3	T49.5X4	T49.5X5	T49.5X6
topical NEC	T49.0X1	T49.0X2	T49.0X3	T49.0X4	T49.0X5	T49.0X6
Corynebacterium parvum	T45.1X1	T45.1X2	T45.1X3	T45.1X4	T45.1X5	T45.1X6
Cosmetic preparation	T49.8X1	T49.8X2	T49.8X3	T49.8X4	T49.8X5	T49.8X6

Substance	Poisoning, Accidental (unintentional)	Poisoning, Intentional self-harm	Poisoning, Assault	Poisoning, Undetermined	Adverse effect	Underdosing
Cosmetics	T49.8X1	T49.8X2	T49.8X3	T49.8X4	T49.8X5	T49.8X6
Cosyntropin	T38.811	T38.812	T38.813	T38.814	T38.815	T38.816
Cotarnine	T45.7X1	T45.7X2	T45.7X3	T45.7X4	T45.7X5	T45.7X6
Co-trimoxazole	T36.8X1	T36.8X2	T36.8X3	T36.8X4	T36.8X5	T36.8X6
Cottonseed oil	T49.3X1	T49.3X2	T49.3X3	T49.3X4	T49.3X5	T49.3X6
Cough mixture (syrup)	T48.4X1	T48.4X2	T48.4X3	T48.4X4	T48.4X5	T48.4X6
containing opiates	T40.2X1	T40.2X2	T40.2X3	T40.2X4	T40.2X5	T40.2X6
expectorants	T48.4X1	T48.4X2	T48.4X3	T48.4X4	T48.4X5	T48.4X6
Coumadin	T45.511	T45.512	T45.513	T45.514	T45.515	T45.516
rodenticide	T60.4X1	T60.4X2	T60.4X3	T60.4X4	–	–
Coumaphos	T60.0X1	T60.0X2	T60.0X3	T60.0X4	–	–
Coumarin	T45.511	T45.512	T45.513	T45.514	T45.515	T45.516
Coumetarol	T45.511	T45.512	T45.513	T45.514	T45.515	T45.516
Cowbane	T62.2X1	T62.2X2	T62.2X3	T62.2X4	–	–
Cozyme	T45.2X1	T45.2X2	T45.2X3	T45.2X4	T45.2X5	T45.2X6
Crack	T40.5X1	T40.5X2	T40.5X3	T40.5X4	–	–
Crataegus extract	T46.0X1	T46.0X2	T46.0X3	T46.0X4	T46.0X5	T46.0X6
Creolin	T54.1X1	T54.1X2	T54.1X3	T54.1X4	–	–
disinfectant	T54.1X1	T54.1X2	T54.1X3	T54.1X4	–	–
Creosol (compound)	T49.0X1	T49.0X2	T49.0X3	T49.0X4	T49.0X5	T49.0X6
Creosote (coal tar) (beechwood)	T49.0X1	T49.0X2	T49.0X3	T49.0X4	T49.0X5	T49.0X6
medicinal (expectorant)	T48.4X1	T48.4X2	T48.4X3	T48.4X4	T48.4X5	T48.4X6
syrup	T48.4X1	T48.4X2	T48.4X3	T48.4X4	T48.4X5	T48.4X6
Cresol(s)	T49.0X1	T49.0X2	T49.0X3	T49.0X4	T49.0X5	T49.0X6

Substance	Poisoning, Accidental (unintentional)	Poisoning, Intentional self-harm	Poisoning, Assault	Poisoning, Undetermined	Adverse effect	Underdosing
and soap solution	T49.0X1	T49.0X2	T49.0X3	T49.0X4	T49.0X5	T49.0X6
Cresyl acetate	T49.0X1	T49.0X2	T49.0X3	T49.0X4	T49.0X5	T49.0X6
Cresylic acid	T49.0X1	T49.0X2	T49.0X3	T49.0X4	T49.0X5	T49.0X6
Crimidine	T60.4X1	T60.4X2	T60.4X3	T60.4X4	–	–
Croconazole	T37.8X1	T37.8X2	T37.8X3	T37.8X4	T37.8X5	T37.8X6
Cromoglicic acid	T48.6X1	T48.6X2	T48.6X3	T48.6X4	T48.6X5	T48.6X6
Cromolyn	T48.6X1	T48.6X2	T48.6X3	T48.6X4	T48.6X5	T48.6X6
Cromonar	T46.3X1	T46.3X2	T46.3X3	T46.3X4	T46.3X5	T46.3X6
Cropropamide	T39.8X1	T39.8X2	T39.8X3	T39.8X4	T39.8X5	T39.8X6
with crotethamide	T50.7X1	T50.7X2	T50.7X3	T50.7X4	T50.7X5	T50.7X6
Crotamiton	T49.0X1	T49.0X2	T49.0X3	T49.0X4	T49.0X5	T49.0X6
Crotethamide	T39.8X1	T39.8X2	T39.8X3	T39.8X4	T39.8X5	T39.8X6
with cropropamide	T50.7X1	T50.7X2	T50.7X3	T50.7X4	T50.7X5	T50.7X6
Croton (oil)	T47.2X1	T47.2X2	T47.2X3	T47.2X4	T47.2X5	T47.2X6
chloral	T42.6X1	T42.6X2	T42.6X3	T42.6X4	T42.6X5	T42.6X6
Crude oil	T52.0X1	T52.0X2	T52.0X3	T52.0X4	–	–
Cryogenine	T39.8X1	T39.8X2	T39.8X3	T39.8X4	T39.8X5	T39.8X6
Cryolite (vapor)	T60.1X1	T60.1X2	T60.1X3	T60.1X4	–	–
insecticide	T60.1X1	T60.1X2	T60.1X3	T60.1X4	–	–
Cryptenamine (tannates)	T46.5X1	T46.5X2	T46.5X3	T46.5X4	T46.5X5	T46.5X6
Crystal violet	T49.0X1	T49.0X2	T49.0X3	T49.0X4	T49.0X5	T49.0X6
Cuckoopint	T62.2X1	T62.2X2	T62.2X3	T62.2X4	–	–
Cumetharol	T45.511	T45.512	T45.513	T45.514	T45.515	T45.516
Cupric						

Substance	Poisoning, Accidental (unintentional)	Poisoning, Intentional self-harm	Poisoning, Assault	Poisoning, Undetermined	Adverse effect	Underdosing
acetate	T60.3X1	T60.3X2	T60.3X3	T60.3X4	–	–
acetoarsenite	T57.0X1	T57.0X2	T57.0X3	T57.0X4	–	–
arsenate	T57.0X1	T57.0X2	T57.0X3	T57.0X4	–	–
gluconate	T49.0X1	T49.0X2	T49.0X3	T49.0X4	T49.0X5	T49.0X6
oleate	T49.0X1	T49.0X2	T49.0X3	T49.0X4	T49.0X5	T49.0X6
sulfate	T56.4X1	T56.4X2	T56.4X3	T56.4X4	–	–
Cuprous sulfate (*see also* Copper, sulfate)	T56.4X1	T56.4X2	T56.4X3	T56.4X4	–	–
Curare, curarine	T48.1X1	T48.1X2	T48.1X3	T48.1X4	T48.1X5	T48.1X6
Cyamemazine	T43.3X1	T43.3X2	T43.3X3	T43.3X4	T43.3X5	T43.3X6
Cyamopsis tetragonoloba	T46.6X1	T46.6X2	T46.6X3	T46.6X4	T46.6X5	T46.6X6
Cyanacetyl hydrazide	T37.1X1	T37.1X2	T37.1X3	T37.1X4	T37.1X5	T37.1X6
Cyanic acid (gas)	T59.891	T59.892	T59.893	T59.894	–	–
Cyanide(s) (compounds) (potassium) (sodium) **NEC**	T65.0X1	T65.0X2	T65.0X3	T65.0X4	–	–
dust or gas (inhalation) NEC	T57.3X1	T57.3X2	T57.3X3	T57.3X4	–	–
fumigant	T65.0X1	T65.0X2	T65.0X3	T65.0X4	–	–
hydrogen	T57.3X1	T57.3X2	T57.3X3	T57.3X4	–	–
mercuric — *see* Mercury						
pesticide (dust) (fumes)	T65.0X1	T65.0X2	T65.0X3	T65.0X4	–	–
Cyanoacrylate adhesive	T49.3X1	T49.3X2	T49.3X3	T49.3X4	T49.3X5	T49.3X6
Cyanocobalamin	T45.8X1	T45.8X2	T45.8X3	T45.8X4	T45.8X5	T45.8X6
Cyanogen (chloride) (gas) **NEC**	T59.891	T59.892	T59.893	T59.894	–	–
Cyclacillin	T36.0X1	T36.0X2	T36.0X3	T36.0X4	T36.0X5	T36.0X6
Cyclaine	T41.3X1	T41.3X2	T41.3X3	T41.3X4	T41.3X5	T41.3X6
Cyclamate	T50.991	T50.992	T50.993	T50.994	T50.995	T50.996

Substance	Poisoning, Accidental (unintentional)	Poisoning, Intentional self-harm	Poisoning, Assault	Poisoning, Undetermined	Adverse effect	Underdosing
Cyclamen europaeum	T62.2X1	T62.2X2	T62.2X3	T62.2X4	—	—
Cyclandelate	T46.7X1	T46.7X2	T46.7X3	T46.7X4	T46.7X5	T46.7X6
Cyclazocine	T50.7X1	T50.7X2	T50.7X3	T50.7X4	T50.7X5	T50.7X6
Cyclizine	T45.0X1	T45.0X2	T45.0X3	T45.0X4	T45.0X5	T45.0X6
Cyclobarbital	T42.3X1	T42.3X2	T42.3X3	T42.3X4	T42.3X5	T42.3X6
Cyclobarbitone	T42.3X1	T42.3X2	T42.3X3	T42.3X4	T42.3X5	T42.3X6
Cyclobenzaprine	T48.1X1	T48.1X2	T48.1X3	T48.1X4	T48.1X5	T48.1X6
Cyclodrine	T44.3X1	T44.3X2	T44.3X3	T44.3X4	T44.3X5	T44.3X6
Cycloguanil embonate	T37.2X1	T37.2X2	T37.2X3	T37.2X4	T37.2X5	T37.2X6
Cyclohexane	T52.8X1	T52.8X2	T52.8X3	T52.8X4	—	—
Cyclohexanol	T51.8X1	T51.8X2	T51.8X3	T51.8X4	—	—
Cyclohexanone	T52.4X1	T52.4X2	T52.4X3	T52.4X4	—	—
Cycloheximide	T60.3X1	T60.3X2	T60.3X3	T60.3X4	—	—
Cyclohexyl acetate	T52.8X1	T52.8X2	T52.8X3	T52.8X4	—	—
Cycloleucin	T45.1X1	T45.1X2	T45.1X3	T45.1X4	T45.1X5	T45.1X6
Cyclomethycaine	T41.3X1	T41.3X2	T41.3X3	T41.3X4	T41.3X5	T41.3X6
Cyclopentamine	T44.4X1	T44.4X2	T44.4X3	T44.4X4	T44.4X5	T44.4X6
Cyclopenthiazide	T50.2X1	T50.2X2	T50.2X3	T50.2X4	T50.2X5	T50.2X6

Substance	Poisoning, Accidental (unintentional)	Poisoning, Intentional self-harm	Poisoning, Assault	Poisoning, Undetermined	Adverse effect	Underdosing
Cyclopentolate	T44.3X1	T44.3X2	T44.3X3	T44.3X4	T44.3X5	T44.3X6
Cyclophosphamide	T45.1X1	T45.1X2	T45.1X3	T45.1X4	T45.1X5	T45.1X6
Cycloplegic drug	T49.5X1	T49.5X2	T49.5X3	T49.5X4	T49.5X5	T49.5X6
Cyclopropane	T41.291	T41.292	T41.293	T41.294	T41.295	T41.296
Cyclopyrabital	T39.8X1	T39.8X2	T39.8X3	T39.8X4	T39.8X5	T39.8X6
Cycloserine	T37.1X1	T37.1X2	T37.1X3	T37.1X4	T37.1X5	T37.1X6
Cyclosporin	T45.1X1	T45.1X2	T45.1X3	T45.1X4	T45.1X5	T45.1X6
Cyclothiazide	T50.2X1	T50.2X2	T50.2X3	T50.2X4	T50.2X5	T50.2X6
Cycrimine	T44.3X1	T44.3X2	T44.3X3	T44.3X4	T44.3X5	T44.3X6
Cyhalothrin	T60.1X1	T60.1X2	T60.1X3	T60.1X4	—	—
Cymarin	T46.0X1	T46.0X2	T46.0X3	T46.0X4	T46.0X5	T46.0X6
Cypermethrin	T60.1X1	T60.1X2	T60.1X3	T60.1X4	—	—
Cyphenothrin	T60.2X1	T60.2X2	T60.2X3	T60.2X4	—	—
Cyproheptadine	T45.0X1	T45.0X2	T45.0X3	T45.0X4	T45.0X5	T45.0X6
Cyproterone	T38.6X1	T38.6X2	T38.6X3	T38.6X4	T38.6X5	T38.6X6
Cysteamine	T50.6X1	T50.6X2	T50.6X3	T50.6X4	T50.6X5	T50.6X6
Cytarabine	T45.1X1	T45.1X2	T45.1X3	T45.1X4	T45.1X5	T45.1X6
Cytisus						
laburnum	T62.2X1	T62.2X2	T62.2X3	T62.2X4	—	—
scoparius	T62.2X1	T62.2X2	T62.2X3	T62.2X4	—	—
Cytochrome C	T47.5X1	T47.5X2	T47.5X3	T47.5X4	T47.5X5	T47.5X6
Cytomel	T38.1X1	T38.1X2	T38.1X3	T38.1X4	T38.1X5	T38.1X6
Cytosine arabinoside	T45.1X1	T45.1X2	T45.1X3	T45.1X4	T45.1X5	T45.1X6
Cytoxan	T45.1X1	T45.1X2	T45.1X3	T45.1X4	T45.1X5	T45.1X6
Cytozyme	T45.7X1	T45.7X2	T45.7X3	T45.7X4	T45.7X5	T45.7X6

Substance	Poisoning, Accidental (unintentional)	Poisoning, Intentional self-harm	Poisoning, Assault	Poisoning, Undetermined	Adverse effect	Underdosing
			D			
2,4-D (dichlorophen-oxyacetic acid)	T60.3X1	T60.3X2	T60.3X3	T60.3X4	–	–
Dacarbazine	T45.1X1	T45.1X2	T45.1X3	T45.1X4	T45.1X5	T45.1X6
Dactinomycin	T45.1X1	T45.1X2	T45.1X3	T45.1X4	T45.1X5	T45.1X6
DADPS	T37.1X1	T37.1X2	T37.1X3	T37.1X4	T37.1X5	T37.1X6
Dakin's solution	T49.0X1	T49.0X2	T49.0X3	T49.0X4	T49.0X5	T49.0X6
Dalapon (sodium)	T60.3X1	T60.3X2	T60.3X3	T60.3X4	–	–
Dalmane	T42.4X1	T42.4X2	T42.4X3	T42.4X4	T42.4X5	T42.4X6
Danazol	T38.6X1	T38.6X2	T38.6X3	T38.6X4	T38.6X5	T38.6X6
Danilone	T45.511	T45.512	T45.513	T45.514	T45.515	T45.516
Danthron	T47.2X1	T47.2X2	T47.2X3	T47.2X4	T47.2X5	T47.2X6
Dantrolene	T42.8X1	T42.8X2	T42.8X3	T42.8X4	T42.8X5	T42.8X6
Dantron	T47.2X1	T47.2X2	T47.2X3	T47.2X4	T47.2X5	T47.2X6
Daphne (gnidium) (mezereum)	T62.2X1	T62.2X2	T62.2X3	T62.2X4	–	–
berry	T62.1X1	T62.1X2	T62.1X3	T62.1X4	–	–
Dapsone	T37.1X1	T37.1X2	T37.1X3	T37.1X4	T37.1X5	T37.1X6
Daraprim	T37.2X1	T37.2X2	T37.2X3	T37.2X4	T37.2X5	T37.2X6
Darnel	T62.2X1	T62.2X2	T62.2X3	T62.2X4	–	–
Darvon	T39.8X1	T39.8X2	T39.8X3	T39.8X4	T39.8X5	T39.8X6
Daunomycin	T45.1X1	T45.1X2	T45.1X3	T45.1X4	T45.1X5	T45.1X6
Daunorubicin	T45.1X1	T45.1X2	T45.1X3	T45.1X4	T45.1X5	T45.1X6
DBI	T38.3X1	T38.3X2	T38.3X3	T38.3X4	T38.3X5	T38.3X6
D-Con	T60.91	T60.92	T60.93	T60.94	–	–
insecticide	T60.2X1	T60.2X2	T60.2X3	T60.2X4	–	–
rodenticide	T60.4X1	T60.4X2	T60.4X3	T60.4X4	–	–
DDAVP	T38.891	T38.892	T38.893	T38.894	T38.895	T38.896
DDE (bis(chlorophenyl)-dichloroethylene)	T60.2X1	T60.2X2	T60.2X3	T60.2X4	–	–

Substance	Poisoning, Accidental (unintentional)	Poisoning, Intentional self-harm	Poisoning, Assault	Poisoning, Undetermined	Adverse effect	Underdosing
DDS	T37.1X1	T37.1X2	T37.1X3	T37.1X4	T37.1X5	T37.1X6
DDT (dust)	T60.1X1	T60.1X2	T60.1X3	T60.1X4	–	–
Deadly nightshade (*see also* Belladonna)	T62.2X1	T62.2X2	T62.2X3	T62.2X4	–	–
berry	T62.1X1	T62.1X2	T62.1X3	T62.1X4	–	–
Deamino-D-arginine vasopressin	T38.891	T38.892	T38.893	T38.894	T38.895	T38.896
Deanol (aceglumate)	T50.991	T50.992	T50.993	T50.994	T50.995	T50.996
Debrisoquine	T46.5X1	T46.5X2	T46.5X3	T46.5X4	T46.5X5	T46.5X6
Decaborane	T57.8X1	T57.8X2	T57.8X3	T57.8X4	–	–
fumes	T59.891	T59.892	T59.893	T59.894	–	–
Decadron	T38.0X1	T38.0X2	T38.0X3	T38.0X4	T38.0X5	T38.0X6
ENT agent	T49.6X1	T49.6X2	T49.6X3	T49.6X4	T49.6X5	T49.6X6
ophthalmic preparation	T49.5X1	T49.5X2	T49.5X3	T49.5X4	T49.5X5	T49.5X6
topical NEC	T49.0X1	T49.0X2	T49.0X3	T49.0X4	T49.0X5	T49.0X6
Decahydronaphthalene	T52.8X1	T52.8X2	T52.8X3	T52.8X4	–	–
Decalin	T52.8X1	T52.8X2	T52.8X3	T52.8X4	–	–
Decamethonium (bromide)	T48.1X1	T48.1X2	T48.1X3	T48.1X4	T48.1X5	T48.1X6
Decholin	T47.5X1	T47.5X2	T47.5X3	T47.5X4	T47.5X5	T47.5X6
Declomycin	T36.4X1	T36.4X2	T36.4X3	T36.4X4	T36.4X5	T36.4X6
Decongestant, nasal (mucosa)	T48.5X1	T48.5X2	T48.5X3	T48.5X4	T48.5X5	T48.5X6
combination	T48.5X1	T48.5X2	T48.5X3	T48.5X4	T48.5X5	T48.5X6
Deet	T60.8X1	T60.8X2	T60.8X3	T60.8X4	–	–
Deferoxamine	T45.8X1	T45.8X2	T45.8X3	T45.8X4	T45.8X5	T45.8X6
Deflazacort	T38.0X1	T38.0X2	T38.0X3	T38.0X4	T38.0X5	T38.0X6
Deglycyrrhizinized extract of licorice	T48.4X1	T48.4X2	T48.4X3	T48.4X4	T48.4X5	T48.4X6
Dehydrocholic acid	T47.5X1	T47.5X2	T47.5X3	T47.5X4	T47.5X5	T47.5X6
Dehydroemetine	T37.3X1	T37.3X2	T37.3X3	T37.3X4	T37.3X5	T37.3X6

Substance	Poisoning, Accidental (unintentional)	Poisoning, Intentional self-harm	Poisoning, Assault	Poisoning, Undetermined	Adverse effect	Underdosing
Dekalin	T52.8X1	T52.8X2	T52.8X3	T52.8X4	–	–
Delalutin	T38.5X1	T38.5X2	T38.5X3	T38.5X4	T38.5X5	T38.5X6
Delorazepam	T42.4X1	T42.4X2	T42.4X3	T42.4X4	T42.4X5	T42.4X6
Delphinium	T62.2X1	T62.2X2	T62.2X3	T62.2X4	–	–
Deltamethrin	T60.1X1	T60.1X2	T60.1X3	T60.1X4	–	–
Deltasone	T38.0X1	T38.0X2	T38.0X3	T38.0X4	T38.0X5	T38.0X6
Deltra	T38.0X1	T38.0X2	T38.0X3	T38.0X4	T38.0X5	T38.0X6
Delvinal	T42.3X1	T42.3X2	T42.3X3	T42.3X4	T42.3X5	T42.3X6
Demecarium (bromide)	T49.5X1	T49.5X2	T49.5X3	T49.5X4	T49.5X5	T49.5X6
Demeclocycline	T36.4X1	T36.4X2	T36.4X3	T36.4X4	T36.4X5	T36.4X6
Demecolcine	T45.1X1	T45.1X2	T45.1X3	T45.1X4	T45.1X5	T45.1X6
Demegestone	T38.5X1	T38.5X2	T38.5X3	T38.5X4	T38.5X5	T38.5X6
Demelanizing agents	T49.8X1	T49.8X2	T49.8X3	T49.8X4	T49.8X5	T49.8X6
Demephion -O and -S	T60.0X1	T60.0X2	T60.0X3	T60.0X4	–	–
Demerol	T40.2X1	T40.2X2	T40.2X3	T40.2X4	T40.2X5	T40.2X6
Demethylchlortetracycline	T36.4X1	T36.4X2	T36.4X3	T36.4X4	T36.4X5	T36.4X6
Demethyltetracycline	T36.4X1	T36.4X2	T36.4X3	T36.4X4	T36.4X5	T36.4X6
Demeton -O and -S	T60.0X1	T60.0X2	T60.0X3	T60.0X4	–	–
Demulcent (external)	T49.3X1	T49.3X2	T49.3X3	T49.3X4	T49.3X5	T49.3X6
specified NEC	T49.3X1	T49.3X2	T49.3X3	T49.3X4	T49.3X5	T49.3X6
Demulen	T38.4X1	T38.4X2	T38.4X3	T38.4X4	T38.4X5	T38.4X6
Denatured alcohol	T51.0X1	T51.0X2	T51.0X3	T51.0X4	–	–
Dendrid	T49.5X1	T49.5X2	T49.5X3	T49.5X4	T49.5X5	T49.5X6
Dental drug, topical application NEC	T49.7X1	T49.7X2	T49.7X3	T49.7X4	T49.7X5	T49.7X6
Dentifrice	T49.7X1	T49.7X2	T49.7X3	T49.7X4	T49.7X5	T49.7X6
Deodorant spray (feminine hygiene)	T49.8X1	T49.8X2	T49.8X3	T49.8X4	T49.8X5	T49.8X6

Substance	Poisoning, Accidental (unintentional)	Poisoning, Intentional self-harm	Poisoning, Assault	Poisoning, Undetermined	Adverse effect	Underdosing
Deoxycortone	T50.0X1	T50.0X2	T50.0X3	T50.0X4	T50.0X5	T50.0X6
2-Deoxy-5-fluorouridine	T45.1X1	T45.1X2	T45.1X3	T45.1X4	T45.1X5	T45.1X6
5-Deoxy-5-fluorouridine	T45.1X1	T45.1X2	T45.1X3	T45.1X4	T45.1X5	T45.1X6
Deoxyribonuclease (pancreatic)	T45.3X1	T45.3X2	T45.3X3	T45.3X4	T45.3X5	T45.3X6
Depilatory	T49.4X1	T49.4X2	T49.4X3	T49.4X4	T49.4X5	T49.4X6
Deprenalin	T42.8X1	T42.8X2	T42.8X3	T42.8X4	T42.8X5	T42.8X6
Deprenyl	T42.8X1	T42.8X2	T42.8X3	T42.8X4	T42.8X5	T42.8X6
Depressant, appetite	T50.5X1	T50.5X2	T50.5X3	T50.5X4	T50.5X5	T50.5X6
Depressant						
appetite (central)	T50.5X1	T50.5X2	T50.5X3	T50.5X4	T50.5X5	T50.5X6
cardiac	T46.2X1	T46.2X2	T46.2X3	T46.2X4	T46.2X5	T46.2X6
central nervous system (anesthetic) (*see also* Central nervous system, depressants)	T42.71	T42.72	T42.73	T42.74	T42.75	T42.76
general anesthetic	T41.201	T41.202	T41.203	T41.204	T41.205	T41.206
muscle tone	T42.8X1	T42.8X2	T42.8X3	T42.8X4	T42.8X5	T42.8X6
muscle tone, central	T42.8X1	T42.8X2	T42.8X3	T42.8X4	T42.8X5	T42.8X6
psychotherapeutic	T43.501	T43.502	T43.503	T43.504	T43.505	T43.506
Deptropine	T45.0X1	T45.0X2	T45.0X3	T45.0X4	T45.0X5	T45.0X6
Dequalinium (chloride)	T49.0X1	T49.0X2	T49.0X3	T49.0X4	T49.0X5	T49.0X6
Derris root	T60.2X1	T60.2X2	T60.2X3	T60.2X4	–	–
Deserpidine	T46.5X1	T46.5X2	T46.5X3	T46.5X4	T46.5X5	T46.5X6
Desferrioxamine	T45.8X1	T45.8X2	T45.8X3	T45.8X4	T45.8X5	T45.8X6
Desipramine	T43.011	T43.012	T43.013	T43.014	T43.015	T43.016
Deslanoside	T46.0X1	T46.0X2	T46.0X3	T46.0X4	T46.0X5	T46.0X6
Desloughing agent	T49.4X1	T49.4X2	T49.4X3	T49.4X4	T49.4X5	T49.4X6

Substance	Poisoning, Accidental (unintentional)	Poisoning, Intentional self-harm	Poisoning, Assault	Poisoning, Undetermined	Adverse effect	Underdosing
Desmethylimipramine	T43.011	T43.012	T43.013	T43.014	T43.015	T43.016
Desmopressin	T38.891	T38.892	T38.893	T38.894	T38.895	T38.896
Desocodeine	T40.2X1	T40.2X2	T40.2X3	T40.2X4	T40.2X5	T40.2X6
Desogestrel	T38.5X1	T38.5X2	T38.5X3	T38.5X4	T38.5X5	T38.5X6
Desomorphine	T40.2X1	T40.2X2	T40.2X3	T40.2X4	–	–
Desonide	T49.0X1	T49.0X2	T49.0X3	T49.0X4	T49.0X5	T49.0X6
Desoximetasone	T49.0X1	T49.0X2	T49.0X3	T49.0X4	T49.0X5	T49.0X6
Desoxycorticosteroid	T50.0X1	T50.0X2	T50.0X3	T50.0X4	T50.0X5	T50.0X6
Desoxycortone	T50.0X1	T50.0X2	T50.0X3	T50.0X4	T50.0X5	T50.0X6
Desoxyephedrine	T43.651	T43.652	T43.653	T43.654	T43.655	T43.656
Detaxtran	T46.6X1	T46.6X2	T46.6X3	T46.6X4	T46.6X5	T46.6X6
Detergent	T49.2X1	T49.2X2	T49.2X3	T49.2X4	T49.2X5	T49.2X6
external medication	T49.2X1	T49.2X2	T49.2X3	T49.2X4	T49.2X5	T49.2X6
local	T49.2X1	T49.2X2	T49.2X3	T49.2X4	T49.2X5	T49.2X6
medicinal	T49.2X1	T49.2X2	T49.2X3	T49.2X4	T49.2X5	T49.2X6
nonmedicinal	T55.1X1	T55.1X2	T55.1X3	T55.1X4	–	–
specified NEC	T55.1X1	T55.1X2	T55.1X3	T55.1X4	–	–
Deterrent, alcohol	T50.6X1	T50.6X2	T50.6X3	T50.6X4	T50.6X5	T50.6X6
Detoxifying agent	T50.6X1	T50.6X2	T50.6X3	T50.6X4	T50.6X5	T50.6X6
Detrothyronine	T38.1X1	T38.1X2	T38.1X3	T38.1X4	T38.1X5	T38.1X6
Dettol (external medication)	T49.0X1	T49.0X2	T49.0X3	T49.0X4	T49.0X5	T49.0X6
Dexamethasone	T38.0X1	T38.0X2	T38.0X3	T38.0X4	T38.0X5	T38.0X6
ENT agent	T49.6X1	T49.6X2	T49.6X3	T49.6X4	T49.6X5	T49.6X6
ophthalmic preparation	T49.5X1	T49.5X2	T49.5X3	T49.5X4	T49.5X5	T49.5X6
topical NEC	T49.0X1	T49.0X2	T49.0X3	T49.0X4	T49.0X5	T49.0X6
Dexamfetamine	T43.621	T43.622	T43.623	T43.624	T43.625	T43.626
Dexamphetamine	T43.621	T43.622	T43.623	T43.624	T43.625	T43.626

Substance	Poisoning, Accidental (unintentional)	Poisoning, Intentional self-harm	Poisoning, Assault	Poisoning, Undetermined	Adverse effect	Underdosing
Dexbrompheniramine	T45.0X1	T45.0X2	T45.0X3	T45.0X4	T45.0X5	T45.0X6
Dexchlorpheniramine	T45.0X1	T45.0X2	T45.0X3	T45.0X4	T45.0X5	T45.0X6
Dexedrine	T43.621	T43.622	T43.623	T43.624	T43.625	T43.626
Dexetimide	T44.3X1	T44.3X2	T44.3X3	T44.3X4	T44.3X5	T44.3X6
Dexfenfluramine	T50.5X1	T50.5X2	T50.5X3	T50.5X4	T50.5X5	T50.5X6
Dexpanthenol	T45.2X1	T45.2X2	T45.2X3	T45.2X4	T45.2X5	T45.2X6
Dextran (40) (70) (150)	T45.8X1	T45.8X2	T45.8X3	T45.8X4	T45.8X5	T45.8X6
Dextriferron	T45.4X1	T45.4X2	T45.4X3	T45.4X4	T45.4X5	T45.4X6
Dextro calcium pantothenate	T45.2X1	T45.2X2	T45.2X3	T45.2X4	T45.2X5	T45.2X6
Dextro pantothenyl alcohol	T45.2X1	T45.2X2	T45.2X3	T45.2X4	T45.2X5	T45.2X6
Dextroamphetamine	T43.621	T43.622	T43.623	T43.624	T43.625	T43.626
Dextromethorphan	T48.3X1	T48.3X2	T48.3X3	T48.3X4	T48.3X5	T48.3X6
Dextromoramide	T40.491	T40.492	T40.493	T40.494	—	—
topical	T49.8X1	T49.8X2	T49.8X3	T49.8X4	T49.8X5	T49.8X6
Dextropropoxyphene	T40.491	T40.492	T40.493	T40.494	T40.495	T40.496
Dextrorphan	T40.2X1	T40.2X2	T40.2X3	T40.2X4	T40.2X5	T40.2X6
Dextrose	T50.3X1	T50.3X2	T50.3X3	T50.3X4	T50.3X5	T50.3X6
concentrated solution, intravenous	T46.8X1	T46.8X2	T46.8X3	T46.8X4	T46.8X5	T46.8X6
Dextrothyroxin	T38.1X1	T38.1X2	T38.1X3	T38.1X4	T38.1X5	T38.1X6
Dextrothyroxine sodium	T38.1X1	T38.1X2	T38.1X3	T38.1X4	T38.1X5	T38.1X6
DFP	T44.0X1	T44.0X2	T44.0X3	T44.0X4	T44.0X5	T44.0X6
DHE	T37.3X1	T37.3X2	T37.3X3	T37.3X4	T37.3X5	T37.3X6
45	T46.5X1	T46.5X2	T46.5X3	T46.5X4	T46.5X5	T46.5X6
Diabinese	T38.3X1	T38.3X2	T38.3X3	T38.3X4	T38.3X5	T38.3X6

Substance	Poisoning, Accidental (unintentional)	Poisoning, Intentional self-harm	Poisoning, Assault	Poisoning, Undetermined	Adverse effect	Underdosing
Diacetone alcohol	T52.4X1	T52.4X2	T52.4X3	T52.4X4	–	–
Diacetyl monoxime	T50.991	T50.992	T50.993	T50.994	–	–
Diacetylmorphine	T40.1X1	T40.1X2	T40.1X3	T40.1X4	–	–
Diachylon plaster	T49.4X1	T49.4X2	T49.4X3	T49.4X4	T49.4X5	T49.4X6
Diaethylstilboestrolum	T38.5X1	T38.5X2	T38.5X3	T38.5X4	T38.5X5	T38.5X6
Diagnostic agent NEC	T50.8X1	T50.8X2	T50.8X3	T50.8X4	T50.8X5	T50.8X6
Dial (soap)	T49.2X1	T49.2X2	T49.2X3	T49.2X4	T49.2X5	T49.2X6
sedative	T42.3X1	T42.3X2	T42.3X3	T42.3X4	T42.3X5	T42.3X6
Dialkyl carbonate	T52.91	T52.92	T52.93	T52.94	–	–
Diallylbarbituric acid	T42.3X1	T42.3X2	T42.3X3	T42.3X4	T42.3X5	T42.3X6
Diallymal	T42.3X1	T42.3X2	T42.3X3	T42.3X4	T42.3X5	T42.3X6
Dialysis solution (intraperitoneal)	T50.3X1	T50.3X2	T50.3X3	T50.3X4	T50.3X5	T50.3X6
Diaminodiphenylsulfone	T37.1X1	T37.1X2	T37.1X3	T37.1X4	T37.1X5	T37.1X6
Diamorphine	T40.1X1	T40.1X2	T40.1X3	T40.1X4	–	–
Diamox	T50.2X1	T50.2X2	T50.2X3	T50.2X4	T50.2X5	T50.2X6
Diamthazole	T49.0X1	T49.0X2	T49.0X3	T49.0X4	T49.0X5	T49.0X6
Dianthone	T47.2X1	T47.2X2	T47.2X3	T47.2X4	T47.2X5	T47.2X6
Diaphenylsulfone	T37.0X1	T37.0X2	T37.0X3	T37.0X4	T37.0X5	T37.0X6
Diasone (sodium)	T37.1X1	T37.1X2	T37.1X3	T37.1X4	T37.1X5	T37.1X6
Diastase	T47.5X1	T47.5X2	T47.5X3	T47.5X4	T47.5X5	T47.5X6
Diatrizoate	T50.8X1	T50.8X2	T50.8X3	T50.8X4	T50.8X5	T50.8X6
Diazepam	T42.4X1	T42.4X2	T42.4X3	T42.4X4	T42.4X5	T42.4X6
Diazinon	T60.0X1	T60.0X2	T60.0X3	T60.0X4	–	–
Diazomethane (gas)	T59.891	T59.892	T59.893	T59.894	–	–
Diazoxide	T46.5X1	T46.5X2	T46.5X3	T46.5X4	T46.5X5	T46.5X6
Dibekacin	T36.5X1	T36.5X2	T36.5X3	T36.5X4	T36.5X5	T36.5X6

Substance	Poisoning, Accidental (unintentional)	Poisoning, Intentional self-harm	Poisoning, Assault	Poisoning, Undetermined	Adverse effect	Underdosing
Dibenamine	T44.6X1	T44.6X2	T44.6X3	T44.6X4	T44.6X5	T44.6X6
Dibenzepin	T43.011	T43.012	T43.013	T43.014	T43.015	T43.016
Dibenzheptropine	T45.0X1	T45.0X2	T45.0X3	T45.0X4	T45.0X5	T45.0X6
Dibenzyline	T44.6X1	T44.6X2	T44.6X3	T44.6X4	T44.6X5	T44.6X6
Diborane (gas)	T59.891	T59.892	T59.893	T59.894	–	–
Dibromochloropropane	T60.8X1	T60.8X2	T60.8X3	T60.8X4	–	–
Dibromodulcitol	T45.1X1	T45.1X2	T45.1X3	T45.1X4	T45.1X5	T45.1X6
Dibromoethane	T53.6X1	T53.6X2	T53.6X3	T53.6X4	–	–
Dibromomannitol	T45.1X1	T45.1X2	T45.1X3	T45.1X4	T45.1X5	T45.1X6
Dibromopropamidine isethionate	T49.0X1	T49.0X2	T49.0X3	T49.0X4	T49.0X5	T49.0X6
Dibrompropamidine	T49.0X1	T49.0X2	T49.0X3	T49.0X4	T49.0X5	T49.0X6
Dibucaine	T41.3X1	T41.3X2	T41.3X3	T41.3X4	T41.3X5	T41.3X6
topical (surface)	T41.3X1	T41.3X2	T41.3X3	T41.3X4	T41.3X5	T41.3X6
Dibunate sodium	T48.3X1	T48.3X2	T48.3X3	T48.3X4	T48.3X5	T48.3X6
Dibutoline sulfate	T44.3X1	T44.3X2	T44.3X3	T44.3X4	T44.3X5	T44.3X6
Dicamba	T60.3X1	T60.3X2	T60.3X3	T60.3X4	–	–
Dicapthon	T60.0X1	T60.0X2	T60.0X3	T60.0X4	–	–
Dichlobenil	T60.3X1	T60.3X2	T60.3X3	T60.3X4	–	–
Dichlone	T60.3X1	T60.3X2	T60.3X3	T60.3X4	–	–
Dichloralphenozone	T42.6X1	T42.6X2	T42.6X3	T42.6X4	T42.6X5	T42.6X6
Dichlorbenzidine	T65.3X1	T65.3X2	T65.3X3	T65.3X4	–	–
Dichlorhydrin	T52.8X1	T52.8X2	T52.8X3	T52.8X4	–	–
Dichlorhydroxyquinoline	T37.8X1	T37.8X2	T37.8X3	T37.8X4	T37.8X5	T37.8X6
Dichlorobenzene	T53.7X1	T53.7X2	T53.7X3	T53.7X4	–	–
Dichlorobenzyl alcohol	T49.6X1	T49.6X2	T49.6X3	T49.6X4	T49.6X5	T49.6X6

Substance	Poisoning, Accidental (unintentional)	Poisoning, Intentional self-harm	Poisoning, Assault	Poisoning, Undetermined	Adverse effect	Underdosing
Dichlorobenzene	T53.7X1	T53.7X2	T53.7X3	T53.7X4	–	–
Dichlorobenzyl alcohol	T49.6X1	T49.6X2	T49.6X3	T49.6X4	T49.6X5	T49.6X6
Dichlorodifluoromethane	T53.5X1	T53.5X2	T53.5X3	T53.5X4	–	–
Dichloroethane	T52.8X1	T52.8X2	T52.8X3	T52.8X4	–	–
Sym-Dichloroethyl ether	T53.6X1	T53.6X2	T53.6X3	T53.6X4	–	–
Dichloroethyl sulfide, not in war	T59.891	T59.892	T59.893	T59.894	–	–
Dichloroethylene	T53.6X1	T53.6X2	T53.6X3	T53.6X4	–	–
Dichloroformoxine, not in war	T59.891	T59.892	T59.893	T59.894	–	–
Dichlorohydrin, alpha-dichlorohydrin	T52.8X1	T52.8X2	T52.8X3	T52.8X4	–	–
Dichloromethane (solvent)	T53.4X1	T53.4X2	T53.4X3	T53.4X4	–	–
vapor	T53.4X1	T53.4X2	T53.4X3	T53.4X4	–	–
Dichloronaphthoquinone	T60.3X1	T60.3X2	T60.3X3	T60.3X4	–	–
Dichlorophen	T37.4X1	T37.4X2	T37.4X3	T37.4X4	T37.4X5	T37.4X6
2,4-Dichlorophenoxyacetic acid	T60.3X1	T60.3X2	T60.3X3	T60.3X4	–	–
Dichloropropene	T60.3X1	T60.3X2	T60.3X3	T60.3X4	–	–
Dichloropropionic acid	T60.3X1	T60.3X2	T60.3X3	T60.3X4	–	–
Dichlorphenamide	T50.2X1	T50.2X2	T50.2X3	T50.2X4	T50.2X5	T50.2X6
Dichlorvos	T60.0X1	T60.0X2	T60.0X3	T60.0X4	–	–
Diclofenac	T39.391	T39.392	T39.393	T39.394	T39.395	T39.396
Diclofenamide	T50.2X1	T50.2X2	T50.2X3	T50.2X4	T50.2X5	T50.2X6
Diclofensine	T43.291	T43.292	T43.293	T43.294	T43.295	T43.296
Diclonixine	T39.8X1	T39.8X2	T39.8X3	T39.8X4	T39.8X5	T39.8X6
Dicloxacillin	T36.0X1	T36.0X2	T36.0X3	T36.0X4	T36.0X5	T36.0X6
Dicophane	T49.0X1	T49.0X2	T49.0X3	T49.0X4	T49.0X5	T49.0X6

Substance	Poisoning, Accidental (unintentional)	Poisoning, Intentional self-harm	Poisoning, Assault	Poisoning, Undetermined	Adverse effect	Underdosing
Dicoumarol, dicoumarin, dicumarol	T45.511	T45.512	T45.513	T45.514	T45.515	T45.516
Dicrotophos	T60.0X1	T60.0X2	T60.0X3	T60.0X4	–	–
Dicyanogen (gas)	T65.0X1	T65.0X2	T65.0X3	T65.0X4	–	–
Dicyclomine	T44.3X1	T44.3X2	T44.3X3	T44.3X4	T44.3X5	T44.3X6
Dicycloverine	T44.3X1	T44.3X2	T44.3X3	T44.3X4	T44.3X5	T44.3X6
Dideoxycytidine	T37.5X1	T37.5X2	T37.5X3	T37.5X4	T37.5X5	T37.5X6
Dideoxyinosine	T37.5X1	T37.5X2	T37.5X3	T37.5X4	T37.5X5	T37.5X6
Dieldrin (vapor)	T60.1X1	T60.1X2	T60.1X3	T60.1X4	–	–
Diemal	T42.3X1	T42.3X2	T42.3X3	T42.3X4	T42.3X5	T42.3X6
Dienestrol	T38.5X1	T38.5X2	T38.5X3	T38.5X4	T38.5X5	T38.5X6
Dienoestrol	T38.5X1	T38.5X2	T38.5X3	T38.5X4	T38.5X5	T38.5X6
Dietetic drug NEC	T50.901	T50.902	T50.903	T50.904	T50.905	T50.906
Diethazine	T42.8X1	T42.8X2	T42.8X3	T42.8X4	T42.8X5	T42.8X6
Diethyl						
barbituric acid	T42.3X1	T42.3X2	T42.3X3	T42.3X4	T42.3X5	T42.3X6
carbamazine	T37.4X1	T37.4X2	T37.4X3	T37.4X4	T37.4X5	T37.4X6
carbinol	T51.3X1	T51.3X2	T51.3X3	T51.3X4	–	–
carbonate	T52.8X1	T52.8X2	T52.8X3	T52.8X4	–	–
ether (vapor) (*see also* ether)	T41.0X1	T41.0X2	T41.0X3	T41.0X4	T41.0X5	T41.0X6
oxide	T52.8X1	T52.8X2	T52.8X3	T52.8X4	–	–
propion	T50.5X1	T50.5X2	T50.5X3	T50.5X4	T50.5X5	T50.5X6
stilbestrol	T38.5X1	T38.5X2	T38.5X3	T38.5X4	T38.5X5	T38.5X6
toluamide (nonmedicinal)	T60.8X1	T60.8X2	T60.8X3	T60.8X4	–	–
medicinal	T49.3X1	T49.3X2	T49.3X3	T49.3X4	T49.3X5	T49.3X6

Substance	Poisoning, Accidental (unintentional)	Poisoning, Intentional self-harm	Poisoning, Assault	Poisoning, Undetermined	Adverse effect	Underdosing
Diethylcarbamazine	T37.4X1	T37.4X2	T37.4X3	T37.4X4	T37.4X5	T37.4X6
Diethylene						
dioxide	T52.8X1	T52.8X2	T52.8X3	T52.8X4	–	–
glycol (monoacetate) (monobutyl ether) (monoethyl ether)	T52.3X1	T52.3X2	T52.3X3	T52.3X4	–	–
Diethylhexylphthalate	T65.891	T65.892	T65.893	T65.894	–	–
Diethylpropion	T50.5X1	T50.5X2	T50.5X3	T50.5X4	T50.5X5	T50.5X6
Diethylstilbestrol	T38.5X1	T38.5X2	T38.5X3	T38.5X4	T38.5X5	T38.5X6
Diethylstilboestrol	T38.5X1	T38.5X2	T38.5X3	T38.5X4	T38.5X5	T38.5X6
Diethylsulfone-diethylmethane	T42.6X1	T42.6X2	T42.6X3	T42.6X4	T42.6X5	T42.6X6
Diethyltoluamide	T49.0X1	T49.0X2	T49.0X3	T49.0X4	T49.0X5	T49.0X6
Diethyltryptamine (DET)	T40.991	T40.992	T40.993	T40.994	–	–
Difebarbamate	T42.3X1	T42.3X2	T42.3X3	T42.3X4	T42.3X5	T42.3X6
Difencloxazine	T40.2X1	T40.2X2	T40.2X3	T40.2X4	T40.2X5	T40.2X6
Difenidol	T45.0X1	T45.0X2	T45.0X3	T45.0X4	T45.0X5	T45.0X6
Difenoxin	T47.6X1	T47.6X2	T47.6X3	T47.6X4	T47.6X5	T47.6X6
Difetarsone	T37.3X1	T37.3X2	T37.3X3	T37.3X4	T37.3X5	T37.3X6
Diffusin	T45.3X1	T45.3X2	T45.3X3	T45.3X4	T45.3X5	T45.3X6
Diflorasone	T49.0X1	T49.0X2	T49.0X3	T49.0X4	T49.0X5	T49.0X6
Diflos	T44.0X1	T44.0X2	T44.0X3	T44.0X4	T44.0X5	T44.0X6
Diflubenzuron	T60.1X1	T60.1X2	T60.1X3	T60.1X4	–	–
Diflucortolone	T49.0X1	T49.0X2	T49.0X3	T49.0X4	T49.0X5	T49.0X6
Diflunisal	T39.091	T39.092	T39.093	T39.094	T39.095	T39.096
Difluoromethyldopa	T42.8X1	T42.8X2	T42.8X3	T42.8X4	T42.8X5	T42.8X6

Substance	Poisoning, Accidental (unintentional)	Poisoning, Intentional self-harm	Poisoning, Assault	Poisoning, Undetermined	Adverse effect	Underdosing
Difluorophate	T44.0X1	T44.0X2	T44.0X3	T44.0X4	T44.0X5	T44.0X6
Digestant NEC	T47.5X1	T47.5X2	T47.5X3	T47.5X4	T47.5X5	T47.5X6
Digitalin (e)	T46.0X1	T46.0X2	T46.0X3	T46.0X4	T46.0X5	T46.0X6
Digitalis (leaf)(glycoside)	T46.0X1	T46.0X2	T46.0X3	T46.0X4	T46.0X5	T46.0X6
lanata	T46.0X1	T46.0X2	T46.0X3	T46.0X4	T46.0X5	T46.0X6
purpurea	T46.0X1	T46.0X2	T46.0X3	T46.0X4	T46.0X5	T46.0X6
Digitoxin	T46.0X1	T46.0X2	T46.0X3	T46.0X4	T46.0X5	T46.0X6
Digitoxose	T46.0X1	T46.0X2	T46.0X3	T46.0X4	T46.0X5	T46.0X6
Digoxin	T46.0X1	T46.0X2	T46.0X3	T46.0X4	T46.0X5	T46.0X6
Digoxine	T46.0X1	T46.0X2	T46.0X3	T46.0X4	T46.0X5	T46.0X6
Dihydralazine	T46.5X1	T46.5X2	T46.5X3	T46.5X4	T46.5X5	T46.5X6
Dihydrazine	T46.5X1	T46.5X2	T46.5X3	T46.5X4	T46.5X5	T46.5X6
Dihydrocodeine	T40.2X1	T40.2X2	T40.2X3	T40.2X4	T40.2X5	T40.2X6
Dihydrocodeinone	T40.2X1	T40.2X2	T40.2X3	T40.2X4	T40.2X5	T40.2X6
Dihydroergocornine	T46.7X1	T46.7X2	T46.7X3	T46.7X4	T46.7X5	T46.7X6
Dihydroergocristine (mesilate)	T46.7X1	T46.7X2	T46.7X3	T46.7X4	T46.7X5	T46.7X6
Dihydroergokryptine	T46.7X1	T46.7X2	T46.7X3	T46.7X4	T46.7X5	T46.7X6
Dihydroergotamine	T46.5X1	T46.5X2	T46.5X3	T46.5X4	T46.5X5	T46.5X6
Dihydroergotoxine	T46.7X1	T46.7X2	T46.7X3	T46.7X4	T46.7X5	T46.7X6
mesilate	T46.7X1	T46.7X2	T46.7X3	T46.7X4	T46.7X5	T46.7X6
Dihydrohydroxycodeinone	T40.2X1	T40.2X2	T40.2X3	T40.2X4	T40.2X5	T40.2X6
Dihydrohydroxymorphinone	T40.2X1	T40.2X2	T40.2X3	T40.2X4	T40.2X5	T40.2X6
Dihydroisocodeine	T40.2X1	T40.2X2	T40.2X3	T40.2X4	T40.2X5	T40.2X6
Dihydromorphine	T40.2X1	T40.2X2	T40.2X3	T40.2X4	–	–

Substance	Poisoning, Accidental (unintentional)	Poisoning, Intentional self-harm	Poisoning, Assault	Poisoning, Undetermined	Adverse effect	Underdosing
Dihydromorphinone	T40.2X1	T40.2X2	T40.2X3	T40.2X4	T40.2X5	T40.2X6
Dihydrostreptomycin	T36.5X1	T36.5X2	T36.5X3	T36.5X4	T36.5X5	T36.5X6
Dihydrotachysterol	T45.2X1	T45.2X2	T45.2X3	T45.2X4	T45.2X5	T45.2X6
Dihydroxyaluminum aminoacetate	T47.1X1	T47.1X2	T47.1X3	T47.1X4	T47.1X5	T47.1X6
Dihydroxyaluminum sodium carbonate	T47.1X1	T47.1X2	T47.1X3	T47.1X4	T47.1X5	T47.1X6
Dihydroxyanthraquinone	T47.2X1	T47.2X2	T47.2X3	T47.2X4	T47.2X5	T47.2X6
Dihydroxycodeinone	T40.2X1	T40.2X2	T40.2X3	T40.2X4	T40.2X5	T40.2X6
Dihydroxypropyl theophylline	T50.2X1	T50.2X2	T50.2X3	T50.2X4	T50.2X5	T50.2X6
Diiodohydroxyquin	T37.8X1	T37.8X2	T37.8X3	T37.8X4	T37.8X5	T37.8X6
topical	T49.0X1	T49.0X2	T49.0X3	T49.0X4	T49.0X5	T49.0X6
Diiodohydroxyquinoline	T37.8X1	T37.8X2	T37.8X3	T37.8X4	T37.8X5	T37.8X6
Diiodotyrosine	T38.2X1	T38.2X2	T38.2X3	T38.2X4	T38.2X5	T38.2X6
Diisopromine	T44.3X1	T44.3X2	T44.3X3	T44.3X4	T44.3X5	T44.3X6
Diisopropylamine	T46.3X1	T46.3X2	T46.3X3	T46.3X4	T46.3X5	T46.3X6
Diisopropylfluorophosphate	T44.0X1	T44.0X2	T44.0X3	T44.0X4	T44.0X5	T44.0X6
Dilantin	T42.0X1	T42.0X2	T42.0X3	T42.0X4	T42.0X5	T42.0X6
Dilaudid	T40.2X1	T40.2X2	T40.2X3	T40.2X4	T40.2X5	T40.2X6
Dilazep	T46.3X1	T46.3X2	T46.3X3	T46.3X4	T46.3X5	T46.3X6
Dill	T47.5X1	T47.5X2	T47.5X3	T47.5X4	T47.5X5	T47.5X6
Diloxanide	T37.3X1	T37.3X2	T37.3X3	T37.3X4	T37.3X5	T37.3X6
Diltiazem	T46.1X1	T46.1X2	T46.1X3	T46.1X4	T46.1X5	T46.1X6
Dimazole	T49.0X1	T49.0X2	T49.0X3	T49.0X4	T49.0X5	T49.0X6
Dimefline	T50.7X1	T50.7X2	T50.7X3	T50.7X4	T50.7X5	T50.7X6
Dimefox	T60.0X1	T60.0X2	T60.0X3	T60.0X4	—	—

Substance	Poisoning, Accidental (unintentional)	Poisoning, Intentional self-harm	Poisoning, Assault	Poisoning, Undetermined	Adverse effect	Underdosing
Dimefox	T60.0X1	T60.0X2	T60.0X3	T60.0X4	–	–
Dimemorfan	T48.3X1	T48.3X2	T48.3X3	T48.3X4	T48.3X5	T48.3X6
Dimenhydrinate	T45.0X1	T45.0X2	T45.0X3	T45.0X4	T45.0X5	T45.0X6
Dimercaprol (British anti-lewisite)	T45.8X1	T45.8X2	T45.8X3	T45.8X4	T45.8X5	T45.8X6
Dimercaptopropanol	T45.8X1	T45.8X2	T45.8X3	T45.8X4	T45.8X5	T45.8X6
Dimestrol	T38.5X1	T38.5X2	T38.5X3	T38.5X4	T38.5X5	T38.5X6
Dimetane	T45.0X1	T45.0X2	T45.0X3	T45.0X4	T45.0X5	T45.0X6
Dimethicone	T47.1X1	T47.1X2	T47.1X3	T47.1X4	T47.1X5	T47.1X6
Dimethindene	T45.0X1	T45.0X2	T45.0X3	T45.0X4	T45.0X5	T45.0X6
Dimethisoquin	T49.1X1	T49.1X2	T49.1X3	T49.1X4	T49.1X5	T49.1X6
Dimethisterone	T38.5X1	T38.5X2	T38.5X3	T38.5X4	T38.5X5	T38.5X6
Dimethoate	T60.0X1	T60.0X2	T60.0X3	T60.0X4	–	–
Dimethocaine	T41.3X1	T41.3X2	T41.3X3	T41.3X4	T41.3X5	T41.3X6
Dimethoxanate	T48.3X1	T48.3X2	T48.3X3	T48.3X4	T48.3X5	T48.3X6
Dimethyl						
arsine, arsinic acid	T57.0X1	T57.0X2	T57.0X3	T57.0X4	–	–
carbinol	T51.2X1	T51.2X2	T51.2X3	T51.2X4	–	–
carbonate	T52.8X1	T52.8X2	T52.8X3	T52.8X4	–	–
diguanide	T38.3X1	T38.3X2	T38.3X3	T38.3X4	T38.3X5	T38.3X6
ketone	T52.4X1	T52.4X2	T52.4X3	T52.4X4	–	–
vapor	T52.4X1	T52.4X2	T52.4X3	T52.4X4	–	–
meperidine	T40.2X1	T40.2X2	T40.2X3	T40.2X4	T40.2X5	T40.2X6
parathion	T60.0X1	T60.0X2	T60.0X3	T60.0X4	–	–
phthlate	T49.3X1	T49.3X2	T49.3X3	T49.3X4	T49.3X5	T49.3X6

Substance	Poisoning, Accidental (unintentional)	Poisoning, Intentional self-harm	Poisoning, Assault	Poisoning, Undetermined	Adverse effect	Underdosing
polysiloxane	T47.8X1	T47.8X2	T47.8X3	T47.8X4	T47.8X5	T47.8X6
sulfate (fumes)	T59.891	T59.892	T59.893	T59.894	–	–
liquid	T65.891	T65.892	T65.893	T65.894	–	–
sulfoxide (nonmedicinal)	T52.8X1	T52.8X2	T52.8X3	T52.8X4	–	–
medicinal	T49.4X1	T49.4X2	T49.4X3	T49.4X4	T49.4X5	T49.4X6
tryptamine	T40.991	T40.992	T40.993	T40.994	–	–
tubocurarine	T48.1X1	T48.1X2	T48.1X3	T48.1X4	T48.1X5	T48.1X6
Dimethylamine sulfate	T49.4X1	T49.4X2	T49.4X3	T49.4X4	T49.4X5	T49.4X6
Dimethylformamide	T52.8X1	T52.8X2	T52.8X3	T52.8X4	–	–
Dimethyltubocurarinium chloride	T48.1X1	T48.1X2	T48.1X3	T48.1X4	T48.1X5	T48.1X6
Dimeticone	T47.1X1	T47.1X2	T47.1X3	T47.1X4	T47.1X5	T47.1X6
Dimetilan	T60.0X1	T60.0X2	T60.0X3	T60.0X4	–	–
Dimetindene	T45.0X1	T45.0X2	T45.0X3	T45.0X4	T45.0X5	T45.0X6
Dimetotiazine	T43.3X1	T43.3X2	T43.3X3	T43.3X4	T43.3X5	T43.3X6
Dimorpholamine	T50.7X1	T50.7X2	T50.7X3	T50.7X4	T50.7X5	T50.7X6
Dimoxyline	T46.3X1	T46.3X2	T46.3X3	T46.3X4	T46.3X5	T46.3X6
Dinitrobenzene	T65.3X1	T65.3X2	T65.3X3	T65.3X4	–	–
vapor	T59.891	T59.892	T59.893	T59.894	–	–
Dinitrobenzol	T65.3X1	T65.3X2	T65.3X3	T65.3X4	–	–
vapor	T59.891	T59.892	T59.893	T59.894	–	–
Dinitrobutylphenol	T65.3X1	T65.3X2	T65.3X3	T65.3X4	–	–
Dinitro (-ortho-)cresol (pesticide) (spray)	T65.3X1	T65.3X2	T65.3X3	T65.3X4	–	–
Dinitrocyclohexylphenol	T65.3X1	T65.3X2	T65.3X3	T65.3X4	–	–
Dinitrophenol	T65.3X1	T65.3X2	T65.3X3	T65.3X4	–	–

Substance	Poisoning, Accidental (unintentional)	Poisoning, Intentional self-harm	Poisoning, Assault	Poisoning, Undetermined	Adverse effect	Underdosing
Dinoprost	T48.0X1	T48.0X2	T48.0X3	T48.0X4	T48.0X5	T48.0X6
Dinoprostone	T48.0X1	T48.0X2	T48.0X3	T48.0X4	T48.0X5	T48.0X6
Dinoseb	T60.3X1	T60.3X2	T60.3X3	T60.3X4	–	–
Dioctyl sulfosuccinate (calcium) (sodium)	T47.4X1	T47.4X2	T47.4X3	T47.4X4	T47.4X5	T47.4X6
Diodone	T50.8X1	T50.8X2	T50.8X3	T50.8X4	T50.8X5	T50.8X6
Diodoquin	T37.8X1	T37.8X2	T37.8X3	T37.8X4	T37.8X5	T37.8X6
Dionin	T40.2X1	T40.2X2	T40.2X3	T40.2X4	T40.2X5	T40.2X6
Diosmin	T46.991	T46.992	T46.993	T46.994	T46.995	T46.996
Dioxane	T52.8X1	T52.8X2	T52.8X3	T52.8X4	–	–
Dioxathion	T60.0X1	T60.0X2	T60.0X3	T60.0X4	–	–
Dioxin	T53.7X1	T53.7X2	T53.7X3	T53.7X4	–	–
Dioxopromethazine	T43.3X1	T43.3X2	T43.3X3	T43.3X4	T43.3X5	T43.3X6
Dioxyline	T46.3X1	T46.3X2	T46.3X3	T46.3X4	T46.3X5	T46.3X6
Dipentene	T52.8X1	T52.8X2	T52.8X3	T52.8X4	–	–
Diperodon	T41.3X1	T41.3X2	T41.3X3	T41.3X4	T41.3X5	T41.3X6
Diphacinone	T60.4X1	T60.4X2	T60.4X3	T60.4X4	–	–
Diphemanil	T44.3X1	T44.3X2	T44.3X3	T44.3X4	T44.3X5	T44.3X6
metilsulfate	T44.3X1	T44.3X2	T44.3X3	T44.3X4	T44.3X5	T44.3X6
Diphenadione	T45.511	T45.512	T45.513	T45.514	T45.515	T45.516
rodenticide	T60.4X1	T60.4X2	T60.4X3	T60.4X4	–	–
Diphenhydramine	T45.0X1	T45.0X2	T45.0X3	T45.0X4	T45.0X5	T45.0X6
Diphenidol	T45.0X1	T45.0X2	T45.0X3	T45.0X4	T45.0X5	T45.0X6
Diphenoxylate	T47.6X1	T47.6X2	T47.6X3	T47.6X4	T47.6X5	T47.6X6
Diphenylamine	T65.3X1	T65.3X2	T65.3X3	T65.3X4	–	–
Diphenylbutazone	T39.2X1	T39.2X2	T39.2X3	T39.2X4	T39.2X5	T39.2X6
Diphenylchloroarsine, not in war	T57.0X1	T57.0X2	T57.0X3	T57.0X4	–	–

Substance	Poisoning, Accidental (unintentional)	Poisoning, Intentional self-harm	Poisoning, Assault	Poisoning, Undetermined	Adverse effect	Underdosing
Diphenylhydantoin	T42.0X1	T42.0X2	T42.0X3	T42.0X4	T42.0X5	T42.0X6
Diphenylmethane dye	T52.1X1	T52.1X2	T52.1X3	T52.1X4	–	–
Diphenylpyraline	T45.0X1	T45.0X2	T45.0X3	T45.0X4	T45.0X5	T45.0X6
Diphtheria						
antitoxin	T50.Z11	T50.Z12	T50.Z13	T50.Z14	T50.Z15	T50.Z16
toxoid	T50.A91	T50.A92	T50.A93	T50.A94	T50.A95	T50.A96
with tetanus toxoid	T50.A21	T50.A22	T50.A23	T50.A24	T50.A25	T50.A26
with pertussis component	T50.A11	T50.A12	T50.A13	T50.A14	T50.A15	T50.A16
vaccine	T50.A91	T50.A92	T50.A93	T50.A94	T50.A95	T50.A96
combination						
including pertussis	T50.A11	T50.A12	T50.A13	T50.A14	T50.A15	T50.A16
without pertussis	T50.A21	T50.A22	T50.A23	T50.A24	T50.A25	T50.A26
Diphylline	T50.2X1	T50.2X2	T50.2X3	T50.2X4	T50.2X5	T50.2X6
Dipipanone	T40.491	T40.492	T40.493	T40.494	–	–
Dipivefrine	T49.5X1	T49.5X2	T49.5X3	T49.5X4	T49.5X5	T49.5X6
Diplovax	T50.B91	T50.B92	T50.B93	T50.B94	T50.B95	T50.B96
Diprophylline	T50.2X1	T50.2X2	T50.2X3	T50.2X4	T50.2X5	T50.2X6
Dipropyline	T48.291	T48.292	T48.293	T48.294	T48.295	T48.296
Dipyridamole	T46.3X1	T46.3X2	T46.3X3	T46.3X4	T46.3X5	T46.3X6
Dipyrone	T39.2X1	T39.2X2	T39.2X3	T39.2X4	T39.2X5	T39.2X6
Diquat (dibromide)	T60.3X1	T60.3X2	T60.3X3	T60.3X4	–	–
Disinfectant	T65.891	T65.892	T65.893	T65.894	–	–
alkaline	T54.3X1	T54.3X2	T54.3X3	T54.3X4	–	–
aromatic	T54.1X1	T54.1X2	T54.1X3	T54.1X4	–	–

Substance	Poisoning, Accidental (unintentional)	Poisoning, Intentional self-harm	Poisoning, Assault	Poisoning, Undetermined	Adverse effect	Underdosing
intestinal	T37.8X1	T37.8X2	T37.8X3	T37.8X4	T37.8X5	T37.8X6
Disipal	T42.8X1	T42.8X2	T42.8X3	T42.8X4	T42.8X5	T42.8X6
Disodium edetate	T50.6X1	T50.6X2	T50.6X3	T50.6X4	T50.6X5	T50.6X6
Disoprofol	T41.291	T41.292	T41.293	T41.294	T41.295	T41.296
Disopyramide	T46.2X1	T46.2X2	T46.2X3	T46.2X4	T46.2X5	T46.2X6
Distigmine (bromide)	T44.0X1	T44.0X2	T44.0X3	T44.0X4	T44.0X5	T44.0X6
Disulfamide	T50.2X1	T50.2X2	T50.2X3	T50.2X4	T50.2X5	T50.2X6
Disulfanilamide	T37.0X1	T37.0X2	T37.0X3	T37.0X4	T37.0X5	T37.0X6
Disulfiram	T50.6X1	T50.6X2	T50.6X3	T50.6X4	T50.6X5	T50.6X6
Disulfoton	T60.0X1	T60.0X2	T60.0X3	T60.0X4	–	–
Dithiazanine iodide	T37.4X1	T37.4X2	T37.4X3	T37.4X4	T37.4X5	T37.4X6
Dithiocarbamate	T60.0X1	T60.0X2	T60.0X3	T60.0X4	–	–
Dithranol	T49.4X1	T49.4X2	T49.4X3	T49.4X4	T49.4X5	T49.4X6
Diucardin	T50.2X1	T50.2X2	T50.2X3	T50.2X4	T50.2X5	T50.2X6
Diupres	T50.2X1	T50.2X2	T50.2X3	T50.2X4	T50.2X5	T50.2X6
Diuretic NEC	T50.2X1	T50.2X2	T50.2X3	T50.2X4	T50.2X5	T50.2X6
benzothiadiazine	T50.2X1	T50.2X2	T50.2X3	T50.2X4	T50.2X5	T50.2X6
carbonic acid anhydrase inhibitors	T50.2X1	T50.2X2	T50.2X3	T50.2X4	T50.2X5	T50.2X6
furfuryl NEC	T50.2X1	T50.2X2	T50.2X3	T50.2X4	T50.2X5	T50.2X6
loop (high-ceiling)	T50.1X1	T50.1X2	T50.1X3	T50.1X4	T50.1X5	T50.1X6
mercurial NEC	T50.2X1	T50.2X2	T50.2X3	T50.2X4	T50.2X5	T50.2X6
osmotic	T50.2X1	T50.2X2	T50.2X3	T50.2X4	T50.2X5	T50.2X6
purine NEC	T50.2X1	T50.2X2	T50.2X3	T50.2X4	T50.2X5	T50.2X6
saluretic NEC	T50.2X1	T50.2X2	T50.2X3	T50.2X4	T50.2X5	T50.2X6

Substance	Poisoning, Accidental (unintentional)	Poisoning, Intentional self-harm	Poisoning, Assault	Poisoning, Undetermined	Adverse effect	Underdosing
sulfonamide	T50.2X1	T50.2X2	T50.2X3	T50.2X4	T50.2X5	T50.2X6
thiazide NEC	T50.2X1	T50.2X2	T50.2X3	T50.2X4	T50.2X5	T50.2X6
xanthine	T50.2X1	T50.2X2	T50.2X3	T50.2X4	T50.2X5	T50.2X6
Diurgin	T50.2X1	T50.2X2	T50.2X3	T50.2X4	T50.2X5	T50.2X6
Diuril	T50.2X1	T50.2X2	T50.2X3	T50.2X4	T50.2X5	T50.2X6
Diuron	T60.3X1	T60.3X2	T60.3X3	T60.3X4	–	–
Divalproex	T42.6X1	T42.6X2	T42.6X3	T42.6X4	T42.6X5	T42.6X6
Divinyl ether	T41.0X1	T41.0X2	T41.0X3	T41.0X4	T41.0X5	T41.0X6
Dixanthogen	T49.0X1	T49.0X2	T49.0X3	T49.0X4	T49.0X5	T49.0X6
Dixyrazine	T43.3X1	T43.3X2	T43.3X3	T43.3X4	T43.3X5	T43.3X6
D-lysergic acid diethylamide	T40.8X1	T40.8X2	T40.8X3	T40.8X4	–	–
DMCT	T36.4X1	T36.4X2	T36.4X3	T36.4X4	T36.4X5	T36.4X6
DMSO — *see* Dimethyl, sulfoxide						
DNBP	T60.3X1	T60.3X2	T60.3X3	T60.3X4	–	–
DNOC	T65.3X1	T65.3X2	T65.3X3	T65.3X4	–	–
Dobutamine	T44.5X1	T44.5X2	T44.5X3	T44.5X4	T44.5X5	T44.5X6
DOCA	T38.0X1	T38.0X2	T38.0X3	T38.0X4	T38.0X5	T38.0X6
Docusate sodium	T47.4X1	T47.4X2	T47.4X3	T47.4X4	T47.4X5	T47.4X6
Dodicin	T49.0X1	T49.0X2	T49.0X3	T49.0X4	T49.0X5	T49.0X6
Dofamium chloride	T49.0X1	T49.0X2	T49.0X3	T49.0X4	T49.0X5	T49.0X6
Dolophine	T40.3X1	T40.3X2	T40.3X3	T40.3X4	T40.3X5	T40.3X6
Doloxene	T39.8X1	T39.8X2	T39.8X3	T39.8X4	T39.8X5	T39.8X6
Domestic gas (after combustion) — *see* Gas, utility						

Substance	Poisoning, Accidental (unintentional)	Poisoning, Intentional self-harm	Poisoning, Assault	Poisoning, Undetermined	Adverse effect	Underdosing
prior to combustion	T59.891	T59.892	T59.893	T59.894	–	–
Domiodol	T48.4X1	T48.4X2	T48.4X3	T48.4X4	T48.4X5	T48.4X6
Domiphen (bromide)	T49.0X1	T49.0X2	T49.0X3	T49.0X4	T49.0X5	T49.0X6
Domperidone	T45.0X1	T45.0X2	T45.0X3	T45.0X4	T45.0X5	T45.0X6
Dopa	T42.8X1	T42.8X2	T42.8X3	T42.8X4	T42.8X5	T42.8X6
Dopamine	T44.991	T44.992	T44.993	T44.994	T44.995	T44.996
Doriden	T42.6X1	T42.6X2	T42.6X3	T42.6X4	T42.6X5	T42.6X6
Dormiral	T42.3X1	T42.3X2	T42.3X3	T42.3X4	T42.3X5	T42.3X6
Dormison	T42.6X1	T42.6X2	T42.6X3	T42.6X4	T42.6X5	T42.6X6
Dornase	T48.4X1	T48.4X2	T48.4X3	T48.4X4	T48.4X5	T48.4X6
Dorsacaine	T41.3X1	T41.3X2	T41.3X3	T41.3X4	T41.3X5	T41.3X6
Dosulepin	T43.011	T43.012	T43.013	T43.014	T43.015	T43.016
Dothiepin	T43.011	T43.012	T43.013	T43.014	T43.015	T43.016
Doxantrazole	T48.6X1	T48.6X2	T48.6X3	T48.6X4	T48.6X5	T48.6X6
Doxapram	T50.7X1	T50.7X2	T50.7X3	T50.7X4	T50.7X5	T50.7X6
Doxazosin	T44.6X1	T44.6X2	T44.6X3	T44.6X4	T44.6X5	T44.6X6
Doxepin	T43.011	T43.012	T43.013	T43.014	T43.015	T43.016
Doxifluridine	T45.1X1	T45.1X2	T45.1X3	T45.1X4	T45.1X5	T45.1X6
Doxorubicin	T45.1X1	T45.1X2	T45.1X3	T45.1X4	T45.1X5	T45.1X6
Doxycycline	T36.4X1	T36.4X2	T36.4X3	T36.4X4	T36.4X5	T36.4X6
Doxylamine	T45.0X1	T45.0X2	T45.0X3	T45.0X4	T45.0X5	T45.0X6

Substance	Poisoning, Accidental (unintentional)	Poisoning, Intentional self-harm	Poisoning, Assault	Poisoning, Undetermined	Adverse effect	Underdosing
Dramamine	T45.0X1	T45.0X2	T45.0X3	T45.0X4	T45.0X5	T45.0X6
Drano (drain cleaner)	T54.3X1	T54.3X2	T54.3X3	T54.3X4	–	–
Dressing, live pulp	T49.7X1	T49.7X2	T49.7X3	T49.7X4	T49.7X5	T49.7X6
Drocode	T40.2X1	T40.2X2	T40.2X3	T40.2X4	T40.2X5	T40.2X6
Dromoran	T40.2X1	T40.2X2	T40.2X3	T40.2X4	T40.2X5	T40.2X6
Dromostanolone	T38.7X1	T38.7X2	T38.7X3	T38.7X4	T38.7X5	T38.7X6
Dronabinol	T40.711	T40.712	T40.713	T40.714	T40.715	T40.716
Droperidol	T43.591	T43.592	T43.593	T43.594	T43.595	T43.596
Dropropizine	T48.3X1	T48.3X2	T48.3X3	T48.3X4	T48.3X5	T48.3X6
Drostanolone	T38.7X1	T38.7X2	T38.7X3	T38.7X4	T38.7X5	T38.7X6
Drotaverine	T44.3X1	T44.3X2	T44.3X3	T44.3X4	T44.3X5	T44.3X6
Drotrecogin alfa	T45.511	T45.512	T45.513	T45.514	T45.515	T45.516
Drug NEC	T50.901	T50.902	T50.903	T50.904	T50.905	T50.906
specified NEC	T50.991	T50.992	T50.993	T50.994	T50.995	T50.996
DTIC	T45.1X1	T45.1X2	T45.1X3	T45.1X4	T45.1X5	T45.1X6
Duboisine	T44.3X1	T44.3X2	T44.3X3	T44.3X4	T44.3X5	T44.3X6
Dulcolax	T47.2X1	T47.2X2	T47.2X3	T47.2X4	T47.2X5	T47.2X6
Duponol (C) (EP)	T49.2X1	T49.2X2	T49.2X3	T49.2X4	T49.2X5	T49.2X6
Durabolin	T38.7X1	T38.7X2	T38.7X3	T38.7X4	T38.7X5	T38.7X6
Dyclone	T41.3X1	T41.3X2	T41.3X3	T41.3X4	T41.3X5	T41.3X6
Dyclonine	T41.3X1	T41.3X2	T41.3X3	T41.3X4	T41.3X5	T41.3X6
Dydrogesterone	T38.5X1	T38.5X2	T38.5X3	T38.5X4	T38.5X5	T38.5X6

Substance	Poisoning, Accidental (unintentional)	Poisoning, Intentional self-harm	Poisoning, Assault	Poisoning, Undetermined	Adverse effect	Underdosing
Dye NEC	T65.6X1	T65.6X2	T65.6X3	T65.6X4	–	–
antiseptic	T49.0X1	T49.0X2	T49.0X3	T49.0X4	T49.0X5	T49.0X6
diagnostic agents	T50.8X1	T50.8X2	T50.8X3	T50.8X4	T50.8X5	T50.8X6
pharmaceutical NEC	T50.901	T50.902	T50.903	T50.904	T50.905	T50.906
Dyflos	T44.0X1	T44.0X2	T44.0X3	T44.0X4	T44.0X5	T44.0X6
Dymelor	T38.3X1	T38.3X2	T38.3X3	T38.3X4	T38.3X5	T38.3X6
Dynamite	T65.3X1	T65.3X2	T65.3X3	T65.3X4	–	–
fumes	T59.891	T59.892	T59.893	T59.894	–	–
Dyphylline	T44.3X1	T44.3X2	T44.3X3	T44.3X4	T44.3X5	T44.3X6
E						
Ear drug NEC	T49.6X1	T49.6X2	T49.6X3	T49.6X4	T49.6X5	T49.6X6
Ear preparations	T49.6X1	T49.6X2	T49.6X3	T49.6X4	T49.6X5	T49.6X6
Echothiophate, echothiopate, ecothiopate	T49.5X1	T49.5X2	T49.5X3	T49.5X4	T49.5X5	T49.5X6
Econazole	T49.0X1	T49.0X2	T49.0X3	T49.0X4	T49.0X5	T49.0X6
Ecothiopate iodide	T49.5X1	T49.5X2	T49.5X3	T49.5X4	T49.5X5	T49.5X6
Ecstasy	T43.641	T43.642	T43.643	T43.644	–	–
Ectylurea	T42.6X1	T42.6X2	T42.6X3	T42.6X4	T42.6X5	T42.6X6
Edathamil disodium	T45.8X1	T45.8X2	T45.8X3	T45.8X4	T45.8X5	T45.8X6
Edecrin	T50.1X1	T50.1X2	T50.1X3	T50.1X4	T50.1X5	T50.1X6
Edetate, disodium (calcium)	T45.8X1	T45.8X2	T45.8X3	T45.8X4	T45.8X5	T45.8X6
Edoxudine	T49.5X1	T49.5X2	T49.5X3	T49.5X4	T49.5X5	T49.5X6
Edrophonium	T44.0X1	T44.0X2	T44.0X3	T44.0X4	T44.0X5	T44.0X6
chloride	T44.0X1	T44.0X2	T44.0X3	T44.0X4	T44.0X5	T44.0X6
EDTA	T50.6X1	T50.6X2	T50.6X3	T50.6X4	T50.6X5	T50.6X6
Eflornithine	T37.2X1	T37.2X2	T37.2X3	T37.2X4	T37.2X5	T37.2X6

Substance	Poisoning, Accidental (unintentional)	Poisoning, Intentional self-harm	Poisoning, Assault	Poisoning, Undetermined	Adverse effect	Underdosing
Efloxate	T46.3X1	T46.3X2	T46.3X3	T46.3X4	T46.3X5	T46.3X6
Elase	T49.8X1	T49.8X2	T49.8X3	T49.8X4	T49.8X5	T49.8X6
Elastase	T47.5X1	T47.5X2	T47.5X3	T47.5X4	T47.5X5	T47.5X6
Elaterium	T47.2X1	T47.2X2	T47.2X3	T47.2X4	T47.2X5	T47.2X6
Elcatonin	T50.991	T50.992	T50.993	T50.994	T50.995	T50.996
Elder	T62.2X1	T62.2X2	T62.2X3	T62.2X4	--	--
berry, (unripe)	T62.1X1	T62.1X2	T62.1X3	T62.1X4	--	--
Electrolyte balance drug	T50.3X1	T50.3X2	T50.3X3	T50.3X4	T50.3X5	T50.3X6
Electrolytes NEC	T50.3X1	T50.3X2	T50.3X3	T50.3X4	T50.3X5	T50.3X6
Electrolytic agent NEC	T50.3X1	T50.3X2	T50.3X3	T50.3X4	T50.3X5	T50.3X6
Elemental diet	T50.901	T50.902	T50.903	T50.904	T50.905	T50.906
Elliptinium acetate	T45.1X1	T45.1X2	T45.1X3	T45.1X4	T45.1X5	T45.1X6
Embramine	T45.0X1	T45.0X2	T45.0X3	T45.0X4	T45.0X5	T45.0X6
Emepronium (salts)	T44.3X1	T44.3X2	T44.3X3	T44.3X4	T44.3X5	T44.3X6
bromide	T44.3X1	T44.3X2	T44.3X3	T44.3X4	T44.3X5	T44.3X6
Emetic NEC	T47.7X1	T47.7X2	T47.7X3	T47.7X4	T47.7X5	T47.7X6
Emetine	T37.3X1	T37.3X2	T37.3X3	T37.3X4	T37.3X5	T37.3X6
Emollient NEC	T49.3X1	T49.3X2	T49.3X3	T49.3X4	T49.3X5	T49.3X6
Emorfazone	T39.8X1	T39.8X2	T39.8X3	T39.8X4	T39.8X5	T39.8X6
Emylcamate	T43.591	T43.592	T43.593	T43.594	T43.595	T43.596
Enalapril	T46.4X1	T46.4X2	T46.4X3	T46.4X4	T46.4X5	T46.4X6
Enalaprilat	T46.4X1	T46.4X2	T46.4X3	T46.4X4	T46.4X5	T46.4X6
Encainide	T46.2X1	T46.2X2	T46.2X3	T46.2X4	T46.2X5	T46.2X6
Endocaine	T41.3X1	T41.3X2	T41.3X3	T41.3X4	T41.3X5	T41.3X6

Substance	Poisoning, Accidental (unintentional)	Poisoning, Intentional self-harm	Poisoning, Assault	Poisoning, Undetermined	Adverse effect	Underdosing
Endosulfan	T60.2X1	T60.2X2	T60.2X3	T60.2X4	–	–
Endothall	T60.3X1	T60.3X2	T60.3X3	T60.3X4	–	–
Endralazine	T46.5X1	T46.5X2	T46.5X3	T46.5X4	T46.5X5	T46.5X6
Endrin	T60.1X1	T60.1X2	T60.1X3	T60.1X4	–	–
Enflurane	T41.0X1	T41.0X2	T41.0X3	T41.0X4	T41.0X5	T41.0X6
Enhexymal	T42.3X1	T42.3X2	T42.3X3	T42.3X4	T42.3X5	T42.3X6
Enocitabine	T45.1X1	T45.1X2	T45.1X3	T45.1X4	T45.1X5	T45.1X6
Enovid	T38.4X1	T38.4X2	T38.4X3	T38.4X4	T38.4X5	T38.4X6
Enoxacin	T36.8X1	T36.8X2	T36.8X3	T36.8X4	T36.8X5	T36.8X6
Enoxaparin (sodium)	T45.511	T45.512	T45.513	T45.514	T45.515	T45.516
Enpiprazole	T43.591	T43.592	T43.593	T43.594	T43.595	T43.596
Enprofylline	T48.6X1	T48.6X2	T48.6X3	T48.6X4	T48.6X5	T48.6X6
Enprostil	T47.1X1	T47.1X2	T47.1X3	T47.1X4	T47.1X5	T47.1X6
ENT preparations (anti-infectives)	T49.6X1	T49.6X2	T49.6X3	T49.6X4	T49.6X5	T49.6X6
Enterogastrone	T38.891	T38.892	T38.893	T38.894	T38.895	T38.896
Enviomycin	T36.8X1	T36.8X2	T36.8X3	T36.8X4	T36.8X5	T36.8X6
Enzodase	T45.3X1	T45.3X2	T45.3X3	T45.3X4	T45.3X5	T45.3X6
Enzyme NEC	T45.3X1	T45.3X2	T45.3X3	T45.3X4	T45.3X5	T45.3X6
depolymerizing	T49.8X1	T49.8X2	T49.8X3	T49.8X4	T49.8X5	T49.8X6
fibrolytic	T45.3X1	T45.3X2	T45.3X3	T45.3X4	T45.3X5	T45.3X6
gastric	T47.5X1	T47.5X2	T47.5X3	T47.5X4	T47.5X5	T47.5X6
intestinal	T47.5X1	T47.5X2	T47.5X3	T47.5X4	T47.5X5	T47.5X6
local action	T49.4X1	T49.4X2	T49.4X3	T49.4X4	T49.4X5	T49.4X6
proteolytic	T49.4X1	T49.4X2	T49.4X3	T49.4X4	T49.4X5	T49.4X6

Substance	Poisoning, Accidental (unintentional)	Poisoning, Intentional self-harm	Poisoning, Assault	Poisoning, Undetermined	Adverse effect	Underdosing
thrombolytic	T45.3X1	T45.3X2	T45.3X3	T45.3X4	T45.3X5	T45.3X6
EPAB	T41.3X1	T41.3X2	T41.3X3	T41.3X4	T41.3X5	T41.3X6
Epanutin	T42.0X1	T42.0X2	T42.0X3	T42.0X4	T42.0X5	T42.0X6
Ephedra	T44.991	T44.992	T44.993	T44.994	T44.995	T44.996
Ephedrine	T44.991	T44.992	T44.993	T44.994	T44.995	T44.996
Epichlorhydrin, epichlorohydrin	T52.8X1	T52.8X2	T52.8X3	T52.8X4	–	–
Epicillin	T36.0X1	T36.0X2	T36.0X3	T36.0X4	T36.0X5	T36.0X6
Epiestriol	T38.5X1	T38.5X2	T38.5X3	T38.5X4	T38.5X5	T38.5X6
Epilim — *see* Sodium, valproate						
Epimestrol	T38.5X1	T38.5X2	T38.5X3	T38.5X4	T38.5X5	T38.5X6
Epinephrine	T44.5X1	T44.5X2	T44.5X3	T44.5X4	T44.5X5	T44.5X6
Epirubicin	T45.1X1	T45.1X2	T45.1X3	T45.1X4	T45.1X5	T45.1X6
Epitiostanol	T38.7X1	T38.7X2	T38.7X3	T38.7X4	T38.7X5	T38.7X6
Epitizide	T50.2X1	T50.2X2	T50.2X3	T50.2X4	T50.2X5	T50.2X6
EPN	T60.0X1	T60.0X2	T60.0X3	T60.0X4	–	–
EPO	T45.8X1	T45.8X2	T45.8X3	T45.8X4	T45.8X5	T45.8X6
Epoetin alpha	T45.8X1	T45.8X2	T45.8X3	T45.8X4	T45.8X5	T45.8X6
Epomediol	T50.991	T50.992	T50.993	T50.994	T50.995	T50.996
Epoprostenol	T45.521	T45.522	T45.523	T45.524	T45.525	T45.526
Epoxy resin	T65.891	T65.892	T65.893	T65.894	–	–
Eprazinone	T48.4X1	T48.4X2	T48.4X3	T48.4X4	T48.4X5	T48.4X6
Epsilon amino-caproic acid	T45.621	T45.622	T45.623	T45.624	T45.625	T45.626
Epsom salt	T47.3X1	T47.3X2	T47.3X3	T47.3X4	T47.3X5	T47.3X6
Eptazocine	T40.491	T40.492	T40.493	T40.494	T40.495	T40.496
Equanil	T43.591	T43.592	T43.593	T43.594	T43.595	T43.596

Substance	Poisoning, Accidental (unintentional)	Poisoning, Intentional self-harm	Poisoning, Assault	Poisoning, Undetermined	Adverse effect	Underdosing
Equisetum	T62.2X1	T62.2X2	T62.2X3	T62.2X4	–	–
diuretic	T50.2X1	T50.2X2	T50.2X3	T50.2X4	T50.2X5	T50.2X6
Ergobasine	T48.0X1	T48.0X2	T48.0X3	T48.0X4	T48.0X5	T48.0X6
Ergocalciferol	T45.2X1	T45.2X2	T45.2X3	T45.2X4	T45.2X5	T45.2X6
Ergoloid mesylates	T46.7X1	T46.7X2	T46.7X3	T46.7X4	T46.7X5	T46.7X6
Ergometrine	T48.0X1	T48.0X2	T48.0X3	T48.0X4	T48.0X5	T48.0X6
Ergonovine	T48.0X1	T48.0X2	T48.0X3	T48.0X4	T48.0X5	T48.0X6
Ergot NEC	T64.81	T64.82	T64.83	T64.84	–	–
derivative	T48.0X1	T48.0X2	T48.0X3	T48.0X4	T48.0X5	T48.0X6
medicinal (alkaloids)	T48.0X1	T48.0X2	T48.0X3	T48.0X4	T48.0X5	T48.0X6
prepared	T48.0X1	T48.0X2	T48.0X3	T48.0X4	T48.0X5	T48.0X6
Ergotamine	T46.5X1	T46.5X2	T46.5X3	T46.5X4	T46.5X5	T46.5X6
Ergotocine	T48.0X1	T48.0X2	T48.0X3	T48.0X4	T48.0X5	T48.0X6
Ergotrate	T48.0X1	T48.0X2	T48.0X3	T48.0X4	T48.0X5	T48.0X6
Eritrityl tetranitrate	T46.3X1	T46.3X2	T46.3X3	T46.3X4	T46.3X5	T46.3X6
Erythrityl tetranitrate	T46.3X1	T46.3X2	T46.3X3	T46.3X4	T46.3X5	T46.3X6
Erythrol tetranitrate	T46.3X1	T46.3X2	T46.3X3	T46.3X4	T46.3X5	T46.3X6
Erythromycin (salts)	T36.3X1	T36.3X2	T36.3X3	T36.3X4	T36.3X5	T36.3X6
ophthalmic preparation	T49.5X1	T49.5X2	T49.5X3	T49.5X4	T49.5X5	T49.5X6
topical NEC	T49.0X1	T49.0X2	T49.0X3	T49.0X4	T49.0X5	T49.0X6
Erythropoietin	T45.8X1	T45.8X2	T45.8X3	T45.8X4	T45.8X5	T45.8X6
human	T45.8X1	T45.8X2	T45.8X3	T45.8X4	T45.8X5	T45.8X6
Escin	T46.991	T46.992	T46.993	T46.994	T46.995	T46.996
Esculin	T45.2X1	T45.2X2	T45.2X3	T45.2X4	T45.2X5	T45.2X6

Substance	Poisoning, Accidental (unintentional)	Poisoning, Intentional self-harm	Poisoning, Assault	Poisoning, Undetermined	Adverse effect	Underdosing
Esculoside	T45.2X1	T45.2X2	T45.2X3	T45.2X4	T45.2X5	T45.2X6
ESDT (ether-soluble tar distillate)	T49.1X1	T49.1X2	T49.1X3	T49.1X4	T49.1X5	T49.1X6
Eserine	T49.5X1	T49.5X2	T49.5X3	T49.5X4	T49.5X5	T49.5X6
Esflurbiprofen	T39.311	T39.312	T39.313	T39.314	T39.315	T39.316
Eskabarb	T42.3X1	T42.3X2	T42.3X3	T42.3X4	T42.3X5	T42.3X6
Eskalith	T43.8X1	T43.8X2	T43.8X3	T43.8X4	T43.8X5	T43.8X6
Esmolol	T44.7X1	T44.7X2	T44.7X3	T44.7X4	T44.7X5	T44.7X6
Estanozolol	T38.7X1	T38.7X2	T38.7X3	T38.7X4	T38.7X5	T38.7X6
Estazolam	T42.4X1	T42.4X2	T42.4X3	T42.4X4	T42.4X5	T42.4X6
Estradiol	T38.5X1	T38.5X2	T38.5X3	T38.5X4	T38.5X5	T38.5X6
with testosterone	T38.7X1	T38.7X2	T38.7X3	T38.7X4	T38.7X5	T38.7X6
benzoate	T38.5X1	T38.5X2	T38.5X3	T38.5X4	T38.5X5	T38.5X6
Estramustine	T45.1X1	T45.1X2	T45.1X3	T45.1X4	T45.1X5	T45.1X6
Estriol	T38.5X1	T38.5X2	T38.5X3	T38.5X4	T38.5X5	T38.5X6
Estrogen	T38.5X1	T38.5X2	T38.5X3	T38.5X4	T38.5X5	T38.5X6
with progesterone	T38.5X1	T38.5X2	T38.5X3	T38.5X4	T38.5X5	T38.5X6
conjugated	T38.5X1	T38.5X2	T38.5X3	T38.5X4	T38.5X5	T38.5X6
Estrone	T38.5X1	T38.5X2	T38.5X3	T38.5X4	T38.5X5	T38.5X6
Estropipate	T38.5X1	T38.5X2	T38.5X3	T38.5X4	T38.5X5	T38.5X6
Etacrynate sodium	T50.1X1	T50.1X2	T50.1X3	T50.1X4	T50.1X5	T50.1X6
Etacrynic acid	T50.1X1	T50.1X2	T50.1X3	T50.1X4	T50.1X5	T50.1X6
Etafedrine	T48.6X1	T48.6X2	T48.6X3	T48.6X4	T48.6X5	T48.6X6
Etafenone	T46.3X1	T46.3X2	T46.3X3	T46.3X4	T46.3X5	T46.3X6

Substance	Poisoning, Accidental (unintentional)	Poisoning, Intentional self-harm	Poisoning, Assault	Poisoning, Undetermined	Adverse effect	Underdosing
Etambutol	T37.1X1	T37.1X2	T37.1X3	T37.1X4	T37.1X5	T37.1X6
Etamiphyllin	T48.6X1	T48.6X2	T48.6X3	T48.6X4	T48.6X5	T48.6X6
Etamivan	T50.7X1	T50.7X2	T50.7X3	T50.7X4	T50.7X5	T50.7X6
Etamsylate	T45.7X1	T45.7X2	T45.7X3	T45.7X4	T45.7X5	T45.7X6
Etebenecid	T50.4X1	T50.4X2	T50.4X3	T50.4X4	T50.4X5	T50.4X6
Ethacridine	T49.0X1	T49.0X2	T49.0X3	T49.0X4	T49.0X5	T49.0X6
Ethacrynic acid	T50.1X1	T50.1X2	T50.1X3	T50.1X4	T50.1X5	T50.1X6
Ethadione	T42.2X1	T42.2X2	T42.2X3	T42.2X4	T42.2X5	T42.2X6
Ethambutol	T37.1X1	T37.1X2	T37.1X3	T37.1X4	T37.1X5	T37.1X6
Ethamide	T50.2X1	T50.2X2	T50.2X3	T50.2X4	T50.2X5	T50.2X6
Ethamivan	T50.7X1	T50.7X2	T50.7X3	T50.7X4	T50.7X5	T50.7X6
Ethamsylate	T45.7X1	T45.7X2	T45.7X3	T45.7X4	T45.7X5	T45.7X6
Ethanol	T51.0X1	T51.0X2	T51.0X3	T51.0X4	–	–
beverage	T51.0X1	T51.0X2	T51.0X3	T51.0X4	–	–
Ethanolamine oleate	T46.8X1	T46.8X2	T46.8X3	T46.8X4	T46.8X5	T46.8X6
Ethaverine	T44.3X1	T44.3X2	T44.3X3	T44.3X4	T44.3X5	T44.3X6
Ethchlorvynol	T42.6X1	T42.6X2	T42.6X3	T42.6X4	T42.6X5	T42.6X6
Ethebenecid	T50.4X1	T50.4X2	T50.4X3	T50.4X4	T50.4X5	T50.4X6
Ether (vapor)	T41.0X1	T41.0X2	T41.0X3	T41.0X4	T41.0X5	T41.0X6
anesthetic	T41.0X1	T41.0X2	T41.0X3	T41.0X4	T41.0X5	T41.0X6
divinyl	T41.0X1	T41.0X2	T41.0X3	T41.0X4	T41.0X5	T41.0X6
ethyl (medicinal)	T41.0X1	T41.0X2	T41.0X3	T41.0X4	T41.0X5	T41.0X6
nonmedicinal	T52.8X1	T52.8X2	T52.8X3	T52.8X4	–	–
petroleum — *see* Ligroin						

Substance	Poisoning, Accidental (unintentional)	Poisoning, Intentional self-harm	Poisoning, Assault	Poisoning, Undetermined	Adverse effect	Underdosing
solvent	T52.8X1	T52.8X2	T52.8X3	T52.8X4	–	–
Ethiazide	T50.2X1	T50.2X2	T50.2X3	T50.2X4	T50.2X5	T50.2X6
Ethidium chloride (vapor)	T59.891	T59.892	T59.893	T59.894	–	–
Ethinamate	T42.6X1	T42.6X2	T42.6X3	T42.6X4	T42.6X5	T42.6X6
Ethinylestradiol, ethinyloestradiol	T38.5X1	T38.5X2	T38.5X3	T38.5X4	T38.5X5	T38.5X6
with						
levonorgestrel	T38.4X1	T38.4X2	T38.4X3	T38.4X4	T38.4X5	T38.4X6
norethisterone	T38.4X1	T38.4X2	T38.4X3	T38.4X4	T38.4X5	T38.4X6
Ethiodized oil (131 I)	T50.8X1	T50.8X2	T50.8X3	T50.8X4	T50.8X5	T50.8X6
Ethion	T60.0X1	T60.0X2	T60.0X3	T60.0X4	–	–
Ethionamide	T37.1X1	T37.1X2	T37.1X3	T37.1X4	T37.1X5	T37.1X6
Ethioniamide	T37.1X1	T37.1X2	T37.1X3	T37.1X4	T37.1X5	T37.1X6
Ethisterone	T38.5X1	T38.5X2	T38.5X3	T38.5X4	T38.5X5	T38.5X6
Ethobral	T42.3X1	T42.3X2	T42.3X3	T42.3X4	T42.3X5	T42.3X6
Ethocaine (infiltration) (topical)	T41.3X1	T41.3X2	T41.3X3	T41.3X4	T41.3X5	T41.3X6
nerve block (peripheral) (plexus)	T41.3X1	T41.3X2	T41.3X3	T41.3X4	T41.3X5	T41.3X6
spinal	T41.3X1	T41.3X2	T41.3X3	T41.3X4	T41.3X5	T41.3X6
Ethoheptazine	T40.491	T40.492	T40.493	T40.494	T40.495	T40.496
Ethopropazine	T44.3X1	T44.3X2	T44.3X3	T44.3X4	T44.3X5	T44.3X6
Ethosuximide	T42.2X1	T42.2X2	T42.2X3	T42.2X4	T42.2X5	T42.2X6
Ethotoin	T42.0X1	T42.0X2	T42.0X3	T42.0X4	T42.0X5	T42.0X6
Ethoxazene	T37.91	T37.92	T37.93	T37.94	T37.95	T37.96

Substance	Poisoning, Accidental (unintentional)	Poisoning, Intentional self-harm	Poisoning, Assault	Poisoning, Undetermined	Adverse effect	Underdosing
Ethoxazorutoside	T46.991	T46.992	T46.993	T46.994	T46.995	T46.996
2-Ethoxyethanol	T52.3X1	T52.3X2	T52.3X3	T52.3X4	–	–
Ethoxzolamide	T50.2X1	T50.2X2	T50.2X3	T50.2X4	T50.2X5	T50.2X6
Ethyl						
acetate	T52.8X1	T52.8X2	T52.8X3	T52.8X4	–	–
alcohol	T51.0X1	T51.0X2	T51.0X3	T51.0X4	–	–
beverage	T51.0X1	T51.0X2	T51.0X3	T51.0X4	–	–
aldehyde (vapor)	T59.891	T59.892	T59.893	T59.894	–	–
liquid	T52.8X1	T52.8X2	T52.8X3	T52.8X4	–	–
aminobenzoate	T41.3X1	T41.3X2	T41.3X3	T41.3X4	T41.3X5	T41.3X6
aminophenothiazine	T43.3X1	T43.3X2	T43.3X3	T43.3X4	T43.3X5	T43.3X6
benzoate	T52.8X1	T52.8X2	T52.8X3	T52.8X4	–	–
biscoumacetate	T45.511	T45.512	T45.513	T45.514	T45.515	T45.516
bromide (anesthetic)	T41.0X1	T41.0X2	T41.0X3	T41.0X4	T41.0X5	T41.0X6
carbamate	T45.1X1	T45.1X2	T45.1X3	T45.1X4	T45.1X5	T45.1X6
carbinol	T51.3X1	T51.3X2	T51.3X3	T51.3X4	–	–
carbonate	T52.8X1	T52.8X2	T52.8X3	T52.8X4	–	–
chaulmoograte	T37.1X1	T37.1X2	T37.1X3	T37.1X4	T37.1X5	T37.1X6
chloride (anesthetic)	T41.0X1	T41.0X2	T41.0X3	T41.0X4	T41.0X5	T41.0X6
anesthetic (local)	T41.3X1	T41.3X2	T41.3X3	T41.3X4	T41.3X5	T41.3X6
inhaled	T41.0X1	T41.0X2	T41.0X3	T41.0X4	T41.0X5	T41.0X6
local	T49.4X1	T49.4X2	T49.4X3	T49.4X4	T49.4X5	T49.4X6

Substance	Poisoning, Accidental (unintentional)	Poisoning, Intentional self-harm	Poisoning, Assault	Poisoning, Undetermined	Adverse effect	Underdosing
solvent	T53.6X1	T53.6X2	T53.6X3	T53.6X4	–	–
dibunate	T48.3X1	T48.3X2	T48.3X3	T48.3X4	T48.3X5	T48.3X6
dichloroarsine (vapor)	T57.0X1	T57.0X2	T57.0X3	T57.0X4	–	–
estranol	T38.7X1	T38.7X2	T38.7X3	T38.7X4	T38.7X5	T38.7X6
ether (*see also* ether)	T52.8X1	T52.8X2	T52.8X3	T52.8X4	–	–
formate NEC (solvent)	T52.0X1	T52.0X2	T52.0X3	T52.0X4	–	–
fumarate	T49.4X1	T49.4X2	T49.4X3	T49.4X4	T49.4X5	T49.4X6
hydroxyisobutyrate NEC (solvent)	T52.8X1	T52.8X2	T52.8X3	T52.8X4	–	–
iodoacetate	T59.3X1	T59.3X2	T59.3X3	T59.3X4	–	–
lactate NEC (solvent)	T52.8X1	T52.8X2	T52.8X3	T52.8X4	–	–
loflazepate	T42.4X1	T42.4X2	T42.4X3	T42.4X4	T42.4X5	T42.4X6
mercuric chloride	T56.1X1	T56.1X2	T56.1X3	T56.1X4	–	–
methylcarbinol	T51.8X1	T51.8X2	T51.8X3	T51.8X4	–	–
morphine	T40.2X1	T40.2X2	T40.2X3	T40.2X4	T40.2X5	T40.2X6
noradrenaline	T48.6X1	T48.6X2	T48.6X3	T48.6X4	T48.6X5	T48.6X6
oxybutyrate NEC (solvent)	T52.8X1	T52.8X2	T52.8X3	T52.8X4	–	–
Ethylene (gas)	T59.891	T59.892	T59.893	T59.894	–	–
anesthetic (general)	T41.0X1	T41.0X2	T41.0X3	T41.0X4	T41.0X5	T41.0X6
chlorohydrin	T52.8X1	T52.8X2	T52.8X3	T52.8X4	–	–
vapor	T53.6X1	T53.6X2	T53.6X3	T53.6X4	–	–
dichloride	T52.8X1	T52.8X2	T52.8X3	T52.8X4	–	–
vapor	T53.6X1	T53.6X2	T53.6X3	T53.6X4	–	–
dinitrate	T52.3X1	T52.3X2	T52.3X3	T52.3X4	–	–

Substance	Poisoning, Accidental (unintentional)	Poisoning, Intentional self-harm	Poisoning, Assault	Poisoning, Undetermined	Adverse effect	Underdosing
glycol(s)	T52.8X1	T52.8X2	T52.8X3	T52.8X4	–	–
dinitrate	T52.3X1	T52.3X2	T52.3X3	T52.3X4	–	–
monobutyl ether	T52.3X1	T52.3X2	T52.3X3	T52.3X4	–	–
imine	T54.1X1	T54.1X2	T54.1X3	T54.1X4	–	–
oxide (fumigant) (nonmedicinal)	T59.891	T59.892	T59.893	T59.894	–	–
medicinal	T49.0X1	T49.0X2	T49.0X3	T49.0X4	T49.0X5	T49.0X6
Ethylenediamine theophylline	T48.6X1	T48.6X2	T48.6X3	T48.6X4	T48.6X5	T48.6X6
Ethylenediaminetetra-acetic acid	T50.6X1	T50.6X2	T50.6X3	T50.6X4	T50.6X5	T50.6X6
Ethylenedinitrilotetra-acetate	T50.6X1	T50.6X2	T50.6X3	T50.6X4	T50.6X5	T50.6X6
Ethylestrenol	T38.7X1	T38.7X2	T38.7X3	T38.7X4	T38.7X5	T38.7X6
Ethylhydroxycellulose	T47.4X1	T47.4X2	T47.4X3	T47.4X4	T47.4X5	T47.4X6
Ethylidene						
chloride NEC	T53.6X1	T53.6X2	T53.6X3	T53.6X4	–	–
diacetate	T60.3X1	T60.3X2	T60.3X3	T60.3X4	–	–
dicoumarin	T45.511	T45.512	T45.513	T45.514	T45.515	T45.516
dicoumarol	T45.511	T45.512	T45.513	T45.514	T45.515	T45.516
diethyl ether	T52.0X1	T52.0X2	T52.0X3	T52.0X4	–	–
Ethylmorphine	T40.2X1	T40.2X2	T40.2X3	T40.2X4	T40.2X5	T40.2X6
Ethylnorepinephrine	T48.6X1	T48.6X2	T48.6X3	T48.6X4	T48.6X5	T48.6X6
Ethylparachlorophen-oxyisobutyrate	T46.6X1	T46.6X2	T46.6X3	T46.6X4	T46.6X5	T46.6X6
Ethynodiol	T38.4X1	T38.4X2	T38.4X3	T38.4X4	T38.4X5	T38.4X6
with mestranol diacetate	T38.4X1	T38.4X2	T38.4X3	T38.4X4	T38.4X5	T38.4X6
Etidocaine	T41.3X1	T41.3X2	T41.3X3	T41.3X4	T41.3X5	T41.3X6
infiltration (subcutaneous)	T41.3X1	T41.3X2	T41.3X3	T41.3X4	T41.3X5	T41.3X6

Substance	Poisoning, Accidental (unintentional)	Poisoning, Intentional self-harm	Poisoning, Assault	Poisoning, Undetermined	Adverse effect	Underdosing
nerve (peripheral) (plexus)	T41.3X1	T41.3X2	T41.3X3	T41.3X4	T41.3X5	T41.3X6
Etidronate	T50.991	T50.992	T50.993	T50.994	T50.995	T50.996
Etidronic acid (disodium salt)	T50.991	T50.992	T50.993	T50.994	T50.995	T50.996
Etifoxine	T42.6X1	T42.6X2	T42.6X3	T42.6X4	T42.6X5	T42.6X6
Etilefrine	T44.4X1	T44.4X2	T44.4X3	T44.4X4	T44.4X5	T44.4X6
Etilfen	T42.3X1	T42.3X2	T42.3X3	T42.3X4	T42.3X5	T42.3X6
Etinodiol	T38.4X1	T38.4X2	T38.4X3	T38.4X4	T38.4X5	T38.4X6
Etiroxate	T46.6X1	T46.6X2	T46.6X3	T46.6X4	T46.6X5	T46.6X6
Etizolam	T42.4X1	T42.4X2	T42.4X3	T42.4X4	T42.4X5	T42.4X6
Etodolac	T39.391	T39.392	T39.393	T39.394	T39.395	T39.396
Etofamide	T37.3X1	T37.3X2	T37.3X3	T37.3X4	T37.3X5	T37.3X6
Etofibrate	T46.6X1	T46.6X2	T46.6X3	T46.6X4	T46.6X5	T46.6X6
Etofylline	T46.7X1	T46.7X2	T46.7X3	T46.7X4	T46.7X5	T46.7X6
clofibrate	T46.6X1	T46.6X2	T46.6X3	T46.6X4	T46.6X5	T46.6X6
Etoglucid	T45.1X1	T45.1X2	T45.1X3	T45.1X4	T45.1X5	T45.1X6
Etomidate	T41.1X1	T41.1X2	T41.1X3	T41.1X4	T41.1X5	T41.1X6
Etomide	T39.8X1	T39.8X2	T39.8X3	T39.8X4	T39.8X5	T39.8X6
Etomidoline	T44.3X1	T44.3X2	T44.3X3	T44.3X4	T44.3X5	T44.3X6
Etoposide	T45.1X1	T45.1X2	T45.1X3	T45.1X4	T45.1X5	T45.1X6
Etorphine	T40.2X1	T40.2X2	T40.2X3	T40.2X4	T40.2X5	T40.2X6
Etoval	T42.3X1	T42.3X2	T42.3X3	T42.3X4	T42.3X5	T42.3X6
Etozolin	T50.1X1	T50.1X2	T50.1X3	T50.1X4	T50.1X5	T50.1X6
Etretinate	T50.991	T50.992	T50.993	T50.994	T50.995	T50.996
Etryptamine	T43.691	T43.692	T43.693	T43.694	T43.695	T43.696
Etybenzatropine	T44.3X1	T44.3X2	T44.3X3	T44.3X4	T44.3X5	T44.3X6
Etynodiol	T38.4X1	T38.4X2	T38.4X3	T38.4X4	T38.4X5	T38.4X6

Substance	Poisoning, Accidental (unintentional)	Poisoning, Intentional self-harm	Poisoning, Assault	Poisoning, Undetermined	Adverse effect	Underdosing
Etybenzatropine	T44.3X1	T44.3X2	T44.3X3	T44.3X4	T44.3X5	T44.3X6
Etynodiol	T38.4X1	T38.4X2	T38.4X3	T38.4X4	T38.4X5	T38.4X6
Eucaine	T41.3X1	T41.3X2	T41.3X3	T41.3X4	T41.3X5	T41.3X6
Eucalyptus oil	T49.7X1	T49.7X2	T49.7X3	T49.7X4	T49.7X5	T49.7X6
Eucatropine	T49.5X1	T49.5X2	T49.5X3	T49.5X4	T49.5X5	T49.5X6
Eucodal	T40.2X1	T40.2X2	T40.2X3	T40.2X4	T40.2X5	T40.2X6
Euneryl	T42.3X1	T42.3X2	T42.3X3	T42.3X4	T42.3X5	T42.3X6
Euphthalmine	T44.3X1	T44.3X2	T44.3X3	T44.3X4	T44.3X5	T44.3X6
Eurax	T49.0X1	T49.0X2	T49.0X3	T49.0X4	T49.0X5	T49.0X6
Euresol	T49.4X1	T49.4X2	T49.4X3	T49.4X4	T49.4X5	T49.4X6
Euthroid	T38.1X1	T38.1X2	T38.1X3	T38.1X4	T38.1X5	T38.1X6
Evans blue	T50.8X1	T50.8X2	T50.8X3	T50.8X4	T50.8X5	T50.8X6
Evipal	T42.3X1	T42.3X2	T42.3X3	T42.3X4	T42.3X5	T42.3X6
sodium	T41.1X1	T41.1X2	T41.1X3	T41.1X4	T41.1X5	T41.1X6
Evipan	T42.3X1	T42.3X2	T42.3X3	T42.3X4	T42.3X5	T42.3X6
sodium	T41.1X1	T41.1X2	T41.1X3	T41.1X4	T41.1X5	T41.1X6
Exalamide	T49.0X1	T49.0X2	T49.0X3	T49.0X4	T49.0X5	T49.0X6
Exalgin	T39.1X1	T39.1X2	T39.1X3	T39.1X4	T39.1X5	T39.1X6
Excipients, pharmaceutical	T50.901	T50.902	T50.903	T50.904	T50.905	T50.906
Exhaust gas (engine) (motor vehicle)	T58.01	T58.02	T58.03	T58.04	–	–
Ex-Lax (phenolphthalein)	T47.2X1	T47.2X2	T47.2X3	T47.2X4	T47.2X5	T47.2X6
Expectorant NEC	T48.4X1	T48.4X2	T48.4X3	T48.4X4	T48.4X5	T48.4X6
Extended insulin zinc suspension	T38.3X1	T38.3X2	T38.3X3	T38.3X4	T38.3X5	T38.3X6
External medications (skin) (mucous membrane)	T49.91	T49.92	T49.93	T49.94	T49.95	T49.96

Substance	Poisoning, Accidental (unintentional)	Poisoning, Intentional self-harm	Poisoning, Assault	Poisoning, Undetermined	Adverse effect	Underdosing
dental agent	T49.7X1	T49.7X2	T49.7X3	T49.7X4	T49.7X5	T49.7X6
ENT agent	T49.6X1	T49.6X2	T49.6X3	T49.6X4	T49.6X5	T49.6X6
ophthalmic preparation	T49.5X1	T49.5X2	T49.5X3	T49.5X4	T49.5X5	T49.5X6
specified NEC	T49.8X1	T49.8X2	T49.8X3	T49.8X4	T49.8X5	T49.8X6
Extrapyramidal antagonist NEC	T44.3X1	T44.3X2	T44.3X3	T44.3X4	T44.3X5	T44.3X6
Eye agents (anti-infective)	T49.5X1	T49.5X2	T49.5X3	T49.5X4	T49.5X5	T49.5X6
Eye drug NEC	T49.5X1	T49.5X2	T49.5X3	T49.5X4	T49.5X5	T49.5X6
F						
FAC (fluorouracil + doxorubicin + cyclophosphamide)	T45.1X1	T45.1X2	T45.1X3	T45.1X4	T45.1X5	T45.1X6
Factor						
I (fibrinogen)	T45.8X1	T45.8X2	T45.8X3	T45.8X4	T45.8X5	T45.8X6
III (thromboplastin)	T45.8X1	T45.8X2	T45.8X3	T45.8X4	T45.8X5	T45.8X6
VIII (antihemophilic Factor) (concentrate)	T45.8X1	T45.8X2	T45.8X3	T45.8X4	T45.8X5	T45.8X6
IX complex	T45.7X1	T45.7X2	T45.7X3	T45.7X4	T45.7X5	T45.7X6
human	T45.8X1	T45.8X2	T45.8X3	T45.8X4	T45.8X5	T45.8X6
Famotidine	T47.0X1	T47.0X2	T47.0X3	T47.0X4	T47.0X5	T47.0X6
Fat suspension, intravenous	T50.991	T50.992	T50.993	T50.994	T50.995	T50.996
Fazadinium bromide	T48.1X1	T48.1X2	T48.1X3	T48.1X4	T48.1X5	T48.1X6
Febarbamate	T42.3X1	T42.3X2	T42.3X3	T42.3X4	T42.3X5	T42.3X6
Fecal softener	T47.4X1	T47.4X2	T47.4X3	T47.4X4	T47.4X5	T47.4X6
Fedrilate	T48.3X1	T48.3X2	T48.3X3	T48.3X4	T48.3X5	T48.3X6
Felodipine	T46.1X1	T46.1X2	T46.1X3	T46.1X4	T46.1X5	T46.1X6

Substance	Poisoning, Accidental (unintentional)	Poisoning, Intentional self-harm	Poisoning, Assault	Poisoning, Undetermined	Adverse effect	Underdosing
Felypressin	T38.891	T38.892	T38.893	T38.894	T38.895	T38.896
Femoxetine	T43.221	T43.222	T43.223	T43.224	T43.225	T43.226
Fenalcomine	T46.3X1	T46.3X2	T46.3X3	T46.3X4	T46.3X5	T46.3X6
Fenamisal	T37.1X1	T37.1X2	T37.1X3	T37.1X4	T37.1X5	T37.1X6
Fenazone	T39.2X1	T39.2X2	T39.2X3	T39.2X4	T39.2X5	T39.2X6
Fenbendazole	T37.4X1	T37.4X2	T37.4X3	T37.4X4	T37.4X5	T37.4X6
Fenbutrazate	T50.5X1	T50.5X2	T50.5X3	T50.5X4	T50.5X5	T50.5X6
Fencamfamine	T43.691	T43.692	T43.693	T43.694	T43.695	T43.696
Fendiline	T46.1X1	T46.1X2	T46.1X3	T46.1X4	T46.1X5	T46.1X6
Fenetylline	T43.691	T43.692	T43.693	T43.694	T43.695	T43.696
Fenflumizole	T39.391	T39.392	T39.393	T39.394	T39.395	T39.396
Fenfluramine	T50.5X1	T50.5X2	T50.5X3	T50.5X4	T50.5X5	T50.5X6
Fenobarbital	T42.3X1	T42.3X2	T42.3X3	T42.3X4	T42.3X5	T42.3X6
Fenofibrate	T46.6X1	T46.6X2	T46.6X3	T46.6X4	T46.6X5	T46.6X6
Fenoprofen	T39.311	T39.312	T39.313	T39.314	T39.315	T39.316
Fenoterol	T48.6X1	T48.6X2	T48.6X3	T48.6X4	T48.6X5	T48.6X6
Fenoverine	T44.3X1	T44.3X2	T44.3X3	T44.3X4	T44.3X5	T44.3X6
Fenoxazoline	T48.5X1	T48.5X2	T48.5X3	T48.5X4	T48.5X5	T48.5X6
Fenproporex	T50.5X1	T50.5X2	T50.5X3	T50.5X4	T50.5X5	T50.5X6
Fenquizone	T50.2X1	T50.2X2	T50.2X3	T50.2X4	T50.2X5	T50.2X6
Fentanyl (analogs)	T40.411	T40.412	T40.413	T40.414	T40.415	T40.416
Fentazin	T43.3X1	T43.3X2	T43.3X3	T43.3X4	T43.3X5	T43.3X6
Fenthion	T60.0X1	T60.0X2	T60.0X3	T60.0X4	--	--

Substance	Poisoning, Accidental (unintentional)	Poisoning, Intentional self-harm	Poisoning, Assault	Poisoning, Undetermined	Adverse effect	Underdosing
Fenticlor	T49.0X1	T49.0X2	T49.0X3	T49.0X4	T49.0X5	T49.0X6
Fenylbutazone	T39.2X1	T39.2X2	T39.2X3	T39.2X4	T39.2X5	T39.2X6
Feprazone	T39.2X1	T39.2X2	T39.2X3	T39.2X4	T39.2X5	T39.2X6
Fer de lance (bite) (venom)	T63.061	T63.062	T63.063	T63.064	–	–
Ferric (*see also* Iron)						
chloride	T45.4X1	T45.4X2	T45.4X3	T45.4X4	T45.4X5	T45.4X6
citrate	T45.4X1	T45.4X2	T45.4X3	T45.4X4	T45.4X5	T45.4X6
hydroxide						
colloidal	T45.4X1	T45.4X2	T45.4X3	T45.4X4	T45.4X5	T45.4X6
polymaltose	T45.4X1	T45.4X2	T45.4X3	T45.4X4	T45.4X5	T45.4X6
pyrophosphate	T45.4X1	T45.4X2	T45.4X3	T45.4X4	T45.4X5	T45.4X6
Ferritin	T45.4X1	T45.4X2	T45.4X3	T45.4X4	T45.4X5	T45.4X6
Ferrocholinate	T45.4X1	T45.4X2	T45.4X3	T45.4X4	T45.4X5	T45.4X6
Ferrodextrane	T45.4X1	T45.4X2	T45.4X3	T45.4X4	T45.4X5	T45.4X6
Ferropolimaler	T45.4X1	T45.4X2	T45.4X3	T45.4X4	T45.4X5	T45.4X6
Ferrous (*see also* Iron)						
phosphate	T45.4X1	T45.4X2	T45.4X3	T45.4X4	T45.4X5	T45.4X6
salt	T45.4X1	T45.4X2	T45.4X3	T45.4X4	T45.4X5	T45.4X6
with folic acid	T45.4X1	T45.4X2	T45.4X3	T45.4X4	T45.4X5	T45.4X6
Ferrous fumerate, gluconate, lactate, salt NEC, sulfate (medicinal)	T45.4X1	T45.4X2	T45.4X3	T45.4X4	T45.4X5	T45.4X6
Ferrovanadium (fumes)	T59.891	T59.892	T59.893	T59.894	–	–
Ferrum — *see* Iron						

Substance	Poisoning, Accidental (unintentional)	Poisoning, Intentional self-harm	Poisoning, Assault	Poisoning, Undetermined	Adverse effect	Underdosing
Fertilizers NEC	T65.891	T65.892	T65.893	T65.894	–	–
with herbicide mixture	T60.3X1	T60.3X2	T60.3X3	T60.3X4	–	–
Fetoxilate	T47.6X1	T47.6X2	T47.6X3	T47.6X4	T47.6X5	T47.6X6
Fiber, dietary	T47.4X1	T47.4X2	T47.4X3	T47.4X4	T47.4X5	T47.4X6
Fiberglass	T65.831	T65.832	T65.833	T65.834	–	–
Fibrinogen (human)	T45.8X1	T45.8X2	T45.8X3	T45.8X4	T45.8X5	T45.8X6
Fibrinolysin (human)	T45.691	T45.692	T45.693	T45.694	T45.695	T45.696
Fibrinolysis						
affecting drug	T45.601	T45.602	T45.603	T45.604	T45.605	T45.606
inhibitor NEC	T45.621	T45.622	T45.623	T45.624	T45.625	T45.626
Fibrinolytic drug	T45.611	T45.612	T45.613	T45.614	T45.615	T45.616
Filix mas	T37.4X1	T37.4X2	T37.4X3	T37.4X4	T37.4X5	T37.4X6
Filtering cream	T49.3X1	T49.3X2	T49.3X3	T49.3X4	T49.3X5	T49.3X6
Fiorinal	T39.011	T39.012	T39.013	T39.014	T39.015	T39.016
Firedamp	T59.891	T59.892	T59.893	T59.894	–	–
Fish, noxious, nonbacterial	T61.91	T61.92	T61.93	T61.94	–	–
ciguatera	T61.01	T61.02	T61.03	T61.04	–	–
scombroid	T61.11	T61.12	T61.13	T61.14	–	–
shell	T61.781	T61.782	T61.783	T61.784	–	–
specified NEC	T61.771	T61.772	T61.773	T61.774	–	–
Flagyl	T37.3X1	T37.3X2	T37.3X3	T37.3X4	T37.3X5	T37.3X6
Flavine adenine dinucleotide	T45.2X1	T45.2X2	T45.2X3	T45.2X4	T45.2X5	T45.2X6
Flavodic acid	T46.991	T46.992	T46.993	T46.994	T46.995	T46.996
Flavoxate	T44.3X1	T44.3X2	T44.3X3	T44.3X4	T44.3X5	T44.3X6
Flaxedil	T48.1X1	T48.1X2	T48.1X3	T48.1X4	T48.1X5	T48.1X6

Substance	Poisoning, Accidental (unintentional)	Poisoning, Intentional self-harm	Poisoning, Assault	Poisoning, Undetermined	Adverse effect	Underdosing
Flaxseed (medicinal)	T49.3X1	T49.3X2	T49.3X3	T49.3X4	T49.3X5	T49.3X6
Flecainide	T46.2X1	T46.2X2	T46.2X3	T46.2X4	T46.2X5	T46.2X6
Fleroxacin	T36.8X1	T36.8X2	T36.8X3	T36.8X4	T36.8X5	T36.8X6
Floctafenine	T39.8X1	T39.8X2	T39.8X3	T39.8X4	T39.8X5	T39.8X6
Flomax	T44.6X1	T44.6X2	T44.6X3	T44.6X4	T44.6X5	T44.6X6
Flomoxef	T36.1X1	T36.1X2	T36.1X3	T36.1X4	T36.1X5	T36.1X6
Flopropione	T44.3X1	T44.3X2	T44.3X3	T44.3X4	T44.3X5	T44.3X6
Florantyrone	T47.5X1	T47.5X2	T47.5X3	T47.5X4	T47.5X5	T47.5X6
Floraquin	T37.8X1	T37.8X2	T37.8X3	T37.8X4	T37.8X5	T37.8X6
Florinef	T38.0X1	T38.0X2	T38.0X3	T38.0X4	T38.0X5	T38.0X6
ENT agent	T49.6X1	T49.6X2	T49.6X3	T49.6X4	T49.6X5	T49.6X6
ophthalmic preparation	T49.5X1	T49.5X2	T49.5X3	T49.5X4	T49.5X5	T49.5X6
topical NEC	T49.0X1	T49.0X2	T49.0X3	T49.0X4	T49.0X5	T49.0X6
Flowers of sulfur	T49.4X1	T49.4X2	T49.4X3	T49.4X4	T49.4X5	T49.4X6
Floxuridine	T45.1X1	T45.1X2	T45.1X3	T45.1X4	T45.1X5	T45.1X6
Fluanisone	T43.4X1	T43.4X2	T43.4X3	T43.4X4	T43.4X5	T43.4X6
Flubendazole	T37.4X1	T37.4X2	T37.4X3	T37.4X4	T37.4X5	T37.4X6
Fluclorolone acetonide	T49.0X1	T49.0X2	T49.0X3	T49.0X4	T49.0X5	T49.0X6
Flucloxacillin	T36.0X1	T36.0X2	T36.0X3	T36.0X4	T36.0X5	T36.0X6
Fluconazole	T37.8X1	T37.8X2	T37.8X3	T37.8X4	T37.8X5	T37.8X6
Flucytosine	T37.8X1	T37.8X2	T37.8X3	T37.8X4	T37.8X5	T37.8X6
Fludeoxyglucose (18F)	T50.8X1	T50.8X2	T50.8X3	T50.8X4	T50.8X5	T50.8X6
Fludiazepam	T42.4X1	T42.4X2	T42.4X3	T42.4X4	T42.4X5	T42.4X6
Fludrocortisone	T50.0X1	T50.0X2	T50.0X3	T50.0X4	T50.0X5	T50.0X6

Substance	Poisoning, Accidental (unintentional)	Poisoning, Intentional self-harm	Poisoning, Assault	Poisoning, Undetermined	Adverse effect	Underdosing
ENT agent	T49.6X1	T49.6X2	T49.6X3	T49.6X4	T49.6X5	T49.6X6
ophthalmic preparation	T49.5X1	T49.5X2	T49.5X3	T49.5X4	T49.5X5	T49.5X6
topical NEC	T49.0X1	T49.0X2	T49.0X3	T49.0X4	T49.0X5	T49.0X6
Fludroxycortide	T49.0X1	T49.0X2	T49.0X3	T49.0X4	T49.0X5	T49.0X6
Flufenamic acid	T39.391	T39.392	T39.393	T39.394	T39.395	T39.396
Fluindione	T45.511	T45.512	T45.513	T45.514	T45.515	T45.516
Flumequine	T37.8X1	T37.8X2	T37.8X3	T37.8X4	T37.8X5	T37.8X6
Flumethasone	T49.0X1	T49.0X2	T49.0X3	T49.0X4	T49.0X5	T49.0X6
Flumethiazide	T50.2X1	T50.2X2	T50.2X3	T50.2X4	T50.2X5	T50.2X6
Flumidin	T37.5X1	T37.5X2	T37.5X3	T37.5X4	T37.5X5	T37.5X6
Flunarizine	T46.7X1	T46.7X2	T46.7X3	T46.7X4	T46.7X5	T46.7X6
Flunidazole	T37.8X1	T37.8X2	T37.8X3	T37.8X4	T37.8X5	T37.8X6
Flunisolide	T48.6X1	T48.6X2	T48.6X3	T48.6X4	T48.6X5	T48.6X6
Flunitrazepam	T42.4X1	T42.4X2	T42.4X3	T42.4X4	T42.4X5	T42.4X6
Fluocinolone (acetonide)	T49.0X1	T49.0X2	T49.0X3	T49.0X4	T49.0X5	T49.0X6
Fluocinonide	T49.0X1	T49.0X2	T49.0X3	T49.0X4	T49.0X5	T49.0X6
Fluocortin (butyl)	T49.0X1	T49.0X2	T49.0X3	T49.0X4	T49.0X5	T49.0X6
Fluocortolone	T49.0X1	T49.0X2	T49.0X3	T49.0X4	T49.0X5	T49.0X6
Fluohydrocortisone	T38.0X1	T38.0X2	T38.0X3	T38.0X4	T38.0X5	T38.0X6
ENT agent	T49.6X1	T49.6X2	T49.6X3	T49.6X4	T49.6X5	T49.6X6
ophthalmic preparation	T49.5X1	T49.5X2	T49.5X3	T49.5X4	T49.5X5	T49.5X6
topical NEC	T49.0X1	T49.0X2	T49.0X3	T49.0X4	T49.0X5	T49.0X6
Fluonid	T49.0X1	T49.0X2	T49.0X3	T49.0X4	T49.0X5	T49.0X6

Substance	Poisoning, Accidental (unintentional)	Poisoning, Intentional self-harm	Poisoning, Assault	Poisoning, Undetermined	Adverse effect	Underdosing
Fluopromazine	T43.3X1	T43.3X2	T43.3X3	T43.3X4	T43.3X5	T43.3X6
Fluoracetate	T60.8X1	T60.8X2	T60.8X3	T60.8X4	–	–
Fluorescein	T50.8X1	T50.8X2	T50.8X3	T50.8X4	T50.8X5	T50.8X6
Fluorhydrocortisone	T50.0X1	T50.0X2	T50.0X3	T50.0X4	T50.0X5	T50.0X6
Fluoride (nonmedicinal) (pesticide) (sodium) NEC	T60.8X1	T60.8X2	T60.8X3	T60.8X4	–	–
hydrogen — *see* Hydrofluoric acid						
medicinal NEC	T50.991	T50.992	T50.993	T50.994	T50.995	T50.996
dental use	T49.7X1	T49.7X2	T49.7X3	T49.7X4	T49.7X5	T49.7X6
not pesticide NEC	T54.91	T54.92	T54.93	T54.94	–	–
stannous	T49.7X1	T49.7X2	T49.7X3	T49.7X4	T49.7X5	T49.7X6
Fluorinated corticosteroids	T38.0X1	T38.0X2	T38.0X3	T38.0X4	T38.0X5	T38.0X6
Fluorine (gas)	T59.5X1	T59.5X2	T59.5X3	T59.5X4	–	–
salt — *see* Fluoride(s)						
Fluoristan	T49.7X1	T49.7X2	T49.7X3	T49.7X4	T49.7X5	T49.7X6
Fluormetholone	T49.0X1	T49.0X2	T49.0X3	T49.0X4	T49.0X5	T49.0X6
Fluoroacetate	T60.8X1	T60.8X2	T60.8X3	T60.8X4	–	–
Fluorocarbon monomer	T53.6X1	T53.6X2	T53.6X3	T53.6X4	–	–
Fluorocytosine	T37.8X1	T37.8X2	T37.8X3	T37.8X4	T37.8X5	T37.8X6
Fluorodeoxyuridine	T45.1X1	T45.1X2	T45.1X3	T45.1X4	T45.1X5	T45.1X6
Fluorometholone	T49.0X1	T49.0X2	T49.0X3	T49.0X4	T49.0X5	T49.0X6
ophthalmic preparation	T49.5X1	T49.5X2	T49.5X3	T49.5X4	T49.5X5	T49.5X6
Fluorophosphate insecticide	T60.0X1	T60.0X2	T60.0X3	T60.0X4	–	–
Fluoroquinolone antibiotics	T36.AX1	T36.AX2	T36.AX3	T36.AX4	T36.AX5	T36.AX6

Substance	Poisoning, Accidental (unintentional)	Poisoning, Intentional self-harm	Poisoning, Assault	Poisoning, Undetermined	Adverse effect	Underdosing
Fluorosol	T46.3X1	T46.3X2	T46.3X3	T46.3X4	T46.3X5	T46.3X6
Fluorouracil	T45.1X1	T45.1X2	T45.1X3	T45.1X4	T45.1X5	T45.1X6
Fluorphenylalanine	T49.5X1	T49.5X2	T49.5X3	T49.5X4	T49.5X5	T49.5X6
Fluothane	T41.0X1	T41.0X2	T41.0X3	T41.0X4	T41.0X5	T41.0X6
Fluoxetine	T43.221	T43.222	T43.223	T43.224	T43.225	T43.226
Fluoxymesterone	T38.7X1	T38.7X2	T38.7X3	T38.7X4	T38.7X5	T38.7X6
Flupenthixol	T43.4X1	T43.4X2	T43.4X3	T43.4X4	T43.4X5	T43.4X6
Flupentixol	T43.4X1	T43.4X2	T43.4X3	T43.4X4	T43.4X5	T43.4X6
Fluphenazine	T43.3X1	T43.3X2	T43.3X3	T43.3X4	T43.3X5	T43.3X6
Fluprednidene	T49.0X1	T49.0X2	T49.0X3	T49.0X4	T49.0X5	T49.0X6
Fluprednisolone	T38.0X1	T38.0X2	T38.0X3	T38.0X4	T38.0X5	T38.0X6
Fluradoline	T39.8X1	T39.8X2	T39.8X3	T39.8X4	T39.8X5	T39.8X6
Flurandrenolide	T49.0X1	T49.0X2	T49.0X3	T49.0X4	T49.0X5	T49.0X6
Flurandrenolone	T49.0X1	T49.0X2	T49.0X3	T49.0X4	T49.0X5	T49.0X6
Flurazepam	T42.4X1	T42.4X2	T42.4X3	T42.4X4	T42.4X5	T42.4X6
Flurbiprofen	T39.311	T39.312	T39.313	T39.314	T39.315	T39.316
Flurobate	T49.0X1	T49.0X2	T49.0X3	T49.0X4	T49.0X5	T49.0X6
Fluroxene	T41.0X1	T41.0X2	T41.0X3	T41.0X4	T41.0X5	T41.0X6
Fluspirilene	T43.591	T43.592	T43.593	T43.594	T43.595	T43.596
Flutamide	T38.6X1	T38.6X2	T38.6X3	T38.6X4	T38.6X5	T38.6X6
Flutazolam	T42.4X1	T42.4X2	T42.4X3	T42.4X4	T42.4X5	T42.4X6

Substance	Poisoning, Accidental (unintentional)	Poisoning, Intentional self-harm	Poisoning, Assault	Poisoning, Undetermined	Adverse effect	Underdosing
Fluticasone propionate	T38.0X1	T38.0X2	T38.0X3	T38.0X4	T38.0X5	T38.0X6
Flutoprazepam	T42.4X1	T42.4X2	T42.4X3	T42.4X4	T42.4X5	T42.4X6
Flutropium bromide	T48.6X1	T48.6X2	T48.6X3	T48.6X4	T48.6X5	T48.6X6
Fluvoxamine	T43.221	T43.222	T43.223	T43.224	T43.225	T43.226
Folacin	T45.8X1	T45.8X2	T45.8X3	T45.8X4	T45.8X5	T45.8X6
Folic acid	T45.8X1	T45.8X2	T45.8X3	T45.8X4	T45.8X5	T45.8X6
with ferrous salt	T45.2X1	T45.2X2	T45.2X3	T45.2X4	T45.2X5	T45.2X6
antagonist	T45.1X1	T45.1X2	T45.1X3	T45.1X4	T45.1X5	T45.1X6
Folinic acid	T45.8X1	T45.8X2	T45.8X3	T45.8X4	T45.8X5	T45.8X6
Folium stramoniae	T48.6X1	T48.6X2	T48.6X3	T48.6X4	T48.6X5	T48.6X6
Follicle-stimulating hormone, human	T38.811	T38.812	T38.813	T38.814	T38.815	T38.816
Folpet	T60.3X1	T60.3X2	T60.3X3	T60.3X4	–	–
Fominoben	T48.3X1	T48.3X2	T48.3X3	T48.3X4	T48.3X5	T48.3X6
Food, foodstuffs, noxious, nonbacterial, NEC	T62.91	T62.92	T62.93	T62.94	–	–
berries	T62.1X1	T62.1X2	T62.1X3	T62.1X4	–	–
fish (*see also* Fish)	T61.91	T61.92	T61.93	T61.94	–	–
mushrooms	T62.0X1	T62.0X2	T62.0X3	T62.0X4	–	–
plants	T62.2X1	T62.2X2	T62.2X3	T62.2X4	–	–
seafood	T61.91	T61.92	T61.93	T61.94	–	–
specified NEC	T61.8X1	T61.8X2	T61.8X3	T61.8X4	–	–
seeds	T62.2X1	T62.2X2	T62.2X3	T62.2X4	–	–
shellfish	T61.781	T61.782	T61.783	T61.784	–	–
specified NEC	T62.8X1	T62.8X2	T62.8X3	T62.8X4	–	–

Substance	Poisoning, Accidental (unintentional)	Poisoning, Intentional self-harm	Poisoning, Assault	Poisoning, Undetermined	Adverse effect	Underdosing
Fool's parsley	T62.2X1	T62.2X2	T62.2X3	T62.2X4	–	–
Formaldehyde (solution), **gas or vapor**	T59.2X1	T59.2X2	T59.2X3	T59.2X4	–	–
fungicide	T60.3X1	T60.3X2	T60.3X3	T60.3X4	–	–
Formalin	T59.2X1	T59.2X2	T59.2X3	T59.2X4	–	–
fungicide	T60.3X1	T60.3X2	T60.3X3	T60.3X4	–	–
vapor	T59.2X1	T59.2X2	T59.2X3	T59.2X4	–	–
Formic acid	T54.2X1	T54.2X2	T54.2X3	T54.2X4	–	–
vapor	T59.891	T59.892	T59.893	T59.894	–	–
Foscarnet sodium	T37.5X1	T37.5X2	T37.5X3	T37.5X4	T37.5X5	T37.5X6
Fosfestrol	T38.5X1	T38.5X2	T38.5X3	T38.5X4	T38.5X5	T38.5X6
Fosfomycin	T36.8X1	T36.8X2	T36.8X3	T36.8X4	T36.8X5	T36.8X6
Fosfonet sodium	T37.5X1	T37.5X2	T37.5X3	T37.5X4	T37.5X5	T37.5X6
Fosinopril	T46.4X1	T46.4X2	T46.4X3	T46.4X4	T46.4X5	T46.4X6
sodium	T46.4X1	T46.4X2	T46.4X3	T46.4X4	T46.4X5	T46.4X6
Fowler's solution	T57.0X1	T57.0X2	T57.0X3	T57.0X4	–	–
Foxglove	T62.2X1	T62.2X2	T62.2X3	T62.2X4	–	–
Framycetin	T36.5X1	T36.5X2	T36.5X3	T36.5X4	T36.5X5	T36.5X6
Frangula	T47.2X1	T47.2X2	T47.2X3	T47.2X4	T47.2X5	T47.2X6
extract	T47.2X1	T47.2X2	T47.2X3	T47.2X4	T47.2X5	T47.2X6
Frei antigen	T50.8X1	T50.8X2	T50.8X3	T50.8X4	T50.8X5	T50.8X6
Freon	T53.5X1	T53.5X2	T53.5X3	T53.5X4	–	–
Fructose	T50.3X1	T50.3X2	T50.3X3	T50.3X4	T50.3X5	T50.3X6
Frusemide	T50.1X1	T50.1X2	T50.1X3	T50.1X4	T50.1X5	T50.1X6

Substance	Poisoning, Accidental (unintentional)	Poisoning, Intentional self-harm	Poisoning, Assault	Poisoning, Undetermined	Adverse effect	Underdosing
FSH	T38.811	T38.812	T38.813	T38.814	T38.815	T38.816
Ftorafur	T45.1X1	T45.1X2	T45.1X3	T45.1X4	T45.1X5	T45.1X6
Fuel						
automobile	T52.0X1	T52.0X2	T52.0X3	T52.0X4	–	–
exhaust gas, not in transit	T58.01	T58.02	T58.03	T58.04	–	–
vapor NEC	T52.0X1	T52.0X2	T52.0X3	T52.0X4	–	–
gas (domestic use) (*see also* Carbon, monoxide, fuel, utility)	T59.891	T59.892	T59.893	T59.894	–	–
utility	T59.891	T59.892	T59.893	T59.894	–	–
in mobile container	T59.891	T59.892	T59.893	T59.894	–	–
incomplete combustion of — *see* Carbon, monoxide, fuel, utility						
piped (natural)	T59.891	T59.892	T59.893	T59.894	–	–
industrial, incomplete combustion	T58.8X1	T58.8X2	T58.8X3	T58.8X4	–	–
Fugillin	T36.8X1	T36.8X2	T36.8X3	T36.8X4	T36.8X5	T36.8X6
Fulminate of mercury	T56.1X1	T56.1X2	T56.1X3	T56.1X4	–	–
Fulvicin	T36.7X1	T36.7X2	T36.7X3	T36.7X4	T36.7X5	T36.7X6
Fumadil	T36.8X1	T36.8X2	T36.8X3	T36.8X4	T36.8X5	T36.8X6
Fumagillin	T36.8X1	T36.8X2	T36.8X3	T36.8X4	T36.8X5	T36.8X6
Fumaric acid	T49.4X1	T49.4X2	T49.4X3	T49.4X4	T49.4X5	T49.4X6
Fumes (from)	T59.91	T59.92	T59.93	T59.94	–	–
carbon monoxide — *see* Carbon, monoxide						

Substance	Poisoning, Accidental (unintentional)	Poisoning, Intentional self-harm	Poisoning, Assault	Poisoning, Undetermined	Adverse effect	Underdosing
charcoal (domestic use) — *see* Charcoal, fumes						
chloroform — *see* Chloroform						
coke (in domestic stoves, fireplaces) — *see* Coke fumes						
corrosive NEC	T54.91	T54.92	T54.93	T54.94	–	–
ether — *see* ether						
freons	T53.5X1	T53.5X2	T53.5X3	T53.5X4	–	–
hydrocarbons	T59.891	T59.892	T59.893	T59.894	–	–
petroleum (liquefied)	T59.891	T59.892	T59.893	T59.894	–	–
distributed through pipes (pure or mixed with air)	T59.891	T59.892	T59.893	T59.894	–	–
lead — *see* lead						
metal — *see* Metals, or the specified metal						
nitrogen dioxide	T59.0X1	T59.0X2	T59.0X3	T59.0X4	–	–
pesticides — *see* Pesticide						
petroleum (liquefied)	T59.891	T59.892	T59.893	T59.894	–	–
distributed through pipes (pure or mixed with air)	T59.891	T59.892	T59.893	T59.894	–	–
polyester	T59.891	T59.892	T59.893	T59.894	–	–
specified source NEC (*see also* substance specified)	T59.891	T59.892	T59.893	T59.894	–	–
sulfur dioxide	T59.1X1	T59.1X2	T59.1X3	T59.1X4	–	–
Fumigant NEC	T60.91	T60.92	T60.93	T60.94	–	–
Fungi, noxious, used as food	T62.0X1	T62.0X2	T62.0X3	T62.0X4	–	–

Substance	Poisoning, Accidental (unintentional)	Poisoning, Intentional self-harm	Poisoning, Assault	Poisoning, Undetermined	Adverse effect	Underdosing
Fungi, noxious, used as food	T62.0X1	T62.0X2	T62.0X3	T62.0X4	–	–
Fungicide NEC (nonmedicinal)	T60.3X1	T60.3X2	T60.3X3	T60.3X4	–	–
Fungizone	T36.7X1	T36.7X2	T36.7X3	T36.7X4	T36.7X5	T36.7X6
topical	T49.0X1	T49.0X2	T49.0X3	T49.0X4	T49.0X5	T49.0X6
Furacin	T49.0X1	T49.0X2	T49.0X3	T49.0X4	T49.0X5	T49.0X6
Furadantin	T37.91	T37.92	T37.93	T37.94	T37.95	T37.96
Furazolidone	T37.8X1	T37.8X2	T37.8X3	T37.8X4	T37.8X5	T37.8X6
Furazolium chloride	T49.0X1	T49.0X2	T49.0X3	T49.0X4	T49.0X5	T49.0X6
Furfural	T52.8X1	T52.8X2	T52.8X3	T52.8X4	–	–
Furnace (coal burning) (domestic), **gas from**	T58.2X1	T58.2X2	T58.2X3	T58.2X4	–	–
industrial	T58.8X1	T58.8X2	T58.8X3	T58.8X4	–	–
Furniture polish	T65.891	T65.892	T65.893	T65.894	–	–
Furosemide	T50.1X1	T50.1X2	T50.1X3	T50.1X4	T50.1X5	T50.1X6
Furoxone	T37.91	T37.92	T37.93	T37.94	T37.95	T37.96
Fursultiamine	T45.2X1	T45.2X2	T45.2X3	T45.2X4	T45.2X5	T45.2X6
Fusafungine	T36.8X1	T36.8X2	T36.8X3	T36.8X4	T36.8X5	T36.8X6
Fusel oil (any) (amyl) (butyl) (propyl), vapor	T51.3X1	T51.3X2	T51.3X3	T51.3X4	–	–
Fusidate (ethanolamine) (sodium)	T36.8X1	T36.8X2	T36.8X3	T36.8X4	T36.8X5	T36.8X6
Fusidic acid	T36.8X1	T36.8X2	T36.8X3	T36.8X4	T36.8X5	T36.8X6
Fytic acid, nonasodium	T50.6X1	T50.6X2	T50.6X3	T50.6X4	T50.6X5	T50.6X6

Substance	Poisoning, Accidental (unintentional)	Poisoning, Intentional self-harm	Poisoning, Assault	Poisoning, Undetermined	Adverse effect	Underdosing
G						
GABA	T43.8X1	T43.8X2	T43.8X3	T43.8X4	T43.8X5	T43.8X6
Gadolinium	T56.821	T56.822	T56.823	T56.824	T56.825	–
Gadopentetic acid	T50.8X1	T50.8X2	T50.8X3	T50.8X4	T50.8X5	T50.8X6
Galactose	T50.3X1	T50.3X2	T50.3X3	T50.3X4	T50.3X5	T50.3X6
b-Galactosidase	T47.5X1	T47.5X2	T47.5X3	T47.5X4	T47.5X5	T47.5X6
Galantamine	T44.0X1	T44.0X2	T44.0X3	T44.0X4	T44.0X5	T44.0X6
Gallamine (triethiodide)	T48.1X1	T48.1X2	T48.1X3	T48.1X4	T48.1X5	T48.1X6
Gallium citrate	T50.991	T50.992	T50.993	T50.994	T50.995	T50.996
Gallopamil	T46.1X1	T46.1X2	T46.1X3	T46.1X4	T46.1X5	T46.1X6
Gamboge	T47.2X1	T47.2X2	T47.2X3	T47.2X4	T47.2X5	T47.2X6
Gamimune	T50.Z11	T50.Z12	T50.Z13	T50.Z14	T50.Z15	T50.Z16
Gamma globulin	T50.Z11	T50.Z12	T50.Z13	T50.Z14	T50.Z15	T50.Z16
Gamma-aminobutyric acid	T43.8X1	T43.8X2	T43.8X3	T43.8X4	T43.8X5	T43.8X6
Gamma-benzene hexachloride (medicinal)	T49.0X1	T49.0X2	T49.0X3	T49.0X4	T49.0X5	T49.0X6
nonmedicinal, vapor	T53.6X1	T53.6X2	T53.6X3	T53.6X4	–	–
Gamma-BHC (medicinal) (*see also* Gamma-benzene hexachloride)	T49.0X1	T49.0X2	T49.0X3	T49.0X4	T49.0X5	T49.0X6
Gamulin	T50.Z11	T50.Z12	T50.Z13	T50.Z14	T50.Z15	T50.Z16
Ganciclovir (sodium)	T37.5X1	T37.5X2	T37.5X3	T37.5X4	T37.5X5	T37.5X6
Ganglionic blocking drug NEC	T44.2X1	T44.2X2	T44.2X3	T44.2X4	T44.2X5	T44.2X6
specified NEC	T44.2X1	T44.2X2	T44.2X3	T44.2X4	T44.2X5	T44.2X6
Ganja	T40.711	T40.712	T40.713	T40.714	T40.715	T40.716

Substance	Poisoning, Accidental (unintentional)	Poisoning, Intentional self-harm	Poisoning, Assault	Poisoning, Undetermined	Adverse effect	Underdosing
Garamycin	T36.5X1	T36.5X2	T36.5X3	T36.5X4	T36.5X5	T36.5X6
ophthalmic preparation	T49.5X1	T49.5X2	T49.5X3	T49.5X4	T49.5X5	T49.5X6
topical NEC	T49.0X1	T49.0X2	T49.0X3	T49.0X4	T49.0X5	T49.0X6
Gardenal	T42.3X1	T42.3X2	T42.3X3	T42.3X4	T42.3X5	T42.3X6
Gardepanyl	T42.3X1	T42.3X2	T42.3X3	T42.3X4	T42.3X5	T42.3X6
Gas NEC	T59.91	T59.92	T59.93	T59.94	–	–
acetylene	T59.891	T59.892	T59.893	T59.894	–	–
incomplete combustion of	T58.11	T58.12	T58.13	T58.14	–	–
air contaminants, source or type not specified	T59.91	T59.92	T59.93	T59.94	–	–
anesthetic	T41.0X1	T41.0X2	T41.0X3	T41.0X4	T41.0X5	T41.0X6
blast furnace	T58.8X1	T58.8X2	T58.8X3	T58.8X4	–	–
butane — *see* butane						
carbon monoxide — *see* Carbon, monoxide						
chlorine	T59.4X1	T59.4X2	T59.4X3	T59.4X4	–	–
coal	T58.2X1	T58.2X2	T58.2X3	T58.2X4	–	–
cyanide	T57.3X1	T57.3X2	T57.3X3	T57.3X4	–	–
dicyanogen	T65.0X1	T65.0X2	T65.0X3	T65.0X4	–	–
domestic — *see* Domestic gas						
exhaust	T58.01	T58.02	T58.03	T58.04	–	–
from utility (for cooking, heating, or lighting) (after combustion) — *see* Carbon, monoxide, fuel, utility						

Substance	Poisoning, Accidental (unintentional)	Poisoning, Intentional self-harm	Poisoning, Assault	Poisoning, Undetermined	Adverse effect	Underdosing
industrial use	T58.8X1	T58.8X2	T58.8X3	T58.8X4	–	–
prior to combustion	T59.891	T59.892	T59.893	T59.894	–	–
utility	T59.891	T59.892	T59.893	T59.894	–	–
in mobile container	T59.891	T59.892	T59.893	T59.894	–	–
incomplete combustion of — *see* Carbon, monoxide, fuel, utility						
piped (natural)	T59.891	T59.892	T59.893	T59.894	–	–
garage	T58.01	T58.02	T58.03	T58.04	–	–
hydrocarbon NEC	T59.891	T59.892	T59.893	T59.894	–	–
incomplete combustion of — *see* Carbon, monoxide, fuel, utility						
liquefied — *see* butane						
piped	T59.891	T59.892	T59.893	T59.894	–	–
hydrocyanic acid	T65.0X1	T65.0X2	T65.0X3	T65.0X4	–	–
illuminating (after combustion)	T58.11	T58.12	T58.13	T58.14	–	–
prior to combustion	T59.891	T59.892	T59.893	T59.894	–	–
incomplete combustion, any — *see* Carbon, monoxide						
kiln	T58.8X1	T58.8X2	T58.8X3	T58.8X4	–	–
lacrimogenic	T59.3X1	T59.3X2	T59.3X3	T59.3X4	–	–
liquefied petroleum — *see* butane						
marsh	T59.891	T59.892	T59.893	T59.894	–	–
motor exhaust, not in transit	T58.01	T58.02	T58.03	T58.04	–	–

Substance	Poisoning, Accidental (unintentional)	Poisoning, Intentional self-harm	Poisoning, Assault	Poisoning, Undetermined	Adverse effect	Underdosing
nerve, not in war	T59.91	T59.92	T59.93	T59.94	–	–
oil	T52.0X1	T52.0X2	T52.0X3	T52.0X4	–	–
petroleum (liquefied) (distributed in mobile containers)	T59.891	T59.892	T59.893	T59.894	–	–
piped (pure or mixed with air)	T59.891	T59.892	T59.893	T59.894	–	–
piped (manufactured) (natural) NEC	T59.891	T59.892	T59.893	T59.894	–	–
producer	T58.8X1	T58.8X2	T58.8X3	T58.8X4	–	–
propane — *see* propane						
refrigerant (chlorofluoro-carbon)	T53.5X1	T53.5X2	T53.5X3	T53.5X4	–	–
not chlorofluoro-carbon	T59.891	T59.892	T59.893	T59.894	–	–
sewer	T59.91	T59.92	T59.93	T59.94	–	–
specified source NEC	T59.91	T59.92	T59.93	T59.94	–	–
stove (after combustion)	T58.11	T58.12	T58.13	T58.14	–	–
prior to combustion	T59.891	T59.892	T59.893	T59.894	–	–
tear	T59.3X1	T59.3X2	T59.3X3	T59.3X4	–	–
therapeutic	T41.5X1	T41.5X2	T41.5X3	T41.5X4	T41.5X5	T41.5X6
utility (for cooking, heating, or lighting) (piped) NEC	T59.891	T59.892	T59.893	T59.894	–	–
in mobile container	T59.891	T59.892	T59.893	T59.894	–	–
incomplete combustion of — *see* Carbon, monoxide, fuel, utility						
piped (natural)	T59.891	T59.892	T59.893	T59.894	–	–
water	T58.11	T58.12	T58.13	T58.14	–	–
incomplete combustion of — *see* Carbon, monoxide, fuel, utility						

Substance	Poisoning, Accidental (unintentional)	Poisoning, Intentional self-harm	Poisoning, Assault	Poisoning, Undetermined	Adverse effect	Underdosing
Gaseous substance — *see* Gas						
Gasoline	T52.0X1	T52.0X2	T52.0X3	T52.0X4	–	–
vapor	T52.0X1	T52.0X2	T52.0X3	T52.0X4	–	–
Gastric enzymes	T47.5X1	T47.5X2	T47.5X3	T47.5X4	T47.5X5	T47.5X6
Gastrografin	T50.8X1	T50.8X2	T50.8X3	T50.8X4	T50.8X5	T50.8X6
Gastrointestinal drug	T47.91	T47.92	T47.93	T47.94	T47.95	T47.96
biological	T47.8X1	T47.8X2	T47.8X3	T47.8X4	T47.8X5	T47.8X6
specified NEC	T47.8X1	T47.8X2	T47.8X3	T47.8X4	T47.8X5	T47.8X6
Gaultheria procumbens	T62.2X1	T62.2X2	T62.2X3	T62.2X4	–	–
Gefarnate	T44.3X1	T44.3X2	T44.3X3	T44.3X4	T44.3X5	T44.3X6
Gelatin (intravenous)	T45.8X1	T45.8X2	T45.8X3	T45.8X4	T45.8X5	T45.8X6
absorbable (sponge)	T45.7X1	T45.7X2	T45.7X3	T45.7X4	T45.7X5	T45.7X6
Gelfilm	T49.8X1	T49.8X2	T49.8X3	T49.8X4	T49.8X5	T49.8X6
Gelfoam	T45.7X1	T45.7X2	T45.7X3	T45.7X4	T45.7X5	T45.7X6
Gelsemine	T50.991	T50.992	T50.993	T50.994	T50.995	T50.996
Gelsemium (sempervirens)	T62.2X1	T62.2X2	T62.2X3	T62.2X4	–	–
Gemeprost	T48.0X1	T48.0X2	T48.0X3	T48.0X4	T48.0X5	T48.0X6
Gemfibrozil	T46.6X1	T46.6X2	T46.6X3	T46.6X4	T46.6X5	T46.6X6
Gemonil	T42.3X1	T42.3X2	T42.3X3	T42.3X4	T42.3X5	T42.3X6
Gentamicin	T36.5X1	T36.5X2	T36.5X3	T36.5X4	T36.5X5	T36.5X6
ophthalmic preparation	T49.5X1	T49.5X2	T49.5X3	T49.5X4	T49.5X5	T49.5X6
topical NEC	T49.0X1	T49.0X2	T49.0X3	T49.0X4	T49.0X5	T49.0X6
Gentian	T47.5X1	T47.5X2	T47.5X3	T47.5X4	T47.5X5	T47.5X6
violet	T49.0X1	T49.0X2	T49.0X3	T49.0X4	T49.0X5	T49.0X6

Substance	Poisoning, Accidental (unintentional)	Poisoning, Intentional self-harm	Poisoning, Assault	Poisoning, Undetermined	Adverse effect	Underdosing
Gepefrine	T44.4X1	T44.4X2	T44.4X3	T44.4X4	T44.4X5	T44.4X6
Gestonorone caproate	T38.5X1	T38.5X2	T38.5X3	T38.5X4	T38.5X5	T38.5X6
Gexane	T49.0X1	T49.0X2	T49.0X3	T49.0X4	T49.0X5	T49.0X6
Gila monster (venom)	T63.111	T63.112	T63.113	T63.114	–	–
Ginger	T47.5X1	T47.5X2	T47.5X3	T47.5X4	T47.5X5	T47.5X6
Jamaica — *see* Jamaica, ginger						
Gitalin	T46.0X1	T46.0X2	T46.0X3	T46.0X4	T46.0X5	T46.0X6
amorphous	T46.0X1	T46.0X2	T46.0X3	T46.0X4	T46.0X5	T46.0X6
Gitaloxin	T46.0X1	T46.0X2	T46.0X3	T46.0X4	T46.0X5	T46.0X6
Gitoxin	T46.0X1	T46.0X2	T46.0X3	T46.0X4	T46.0X5	T46.0X6
Glafenine	T39.8X1	T39.8X2	T39.8X3	T39.8X4	T39.8X5	T39.8X6
Glandular extract (medicinal) **NEC**	T50.Z91	T50.Z92	T50.Z93	T50.Z94	T50.Z95	T50.Z96
Glaucarubin	T37.3X1	T37.3X2	T37.3X3	T37.3X4	T37.3X5	T37.3X6
Glibenclamide	T38.3X1	T38.3X2	T38.3X3	T38.3X4	T38.3X5	T38.3X6
Glibornuride	T38.3X1	T38.3X2	T38.3X3	T38.3X4	T38.3X5	T38.3X6
Gliclazide	T38.3X1	T38.3X2	T38.3X3	T38.3X4	T38.3X5	T38.3X6
Glimidine	T38.3X1	T38.3X2	T38.3X3	T38.3X4	T38.3X5	T38.3X6
Glipizide	T38.3X1	T38.3X2	T38.3X3	T38.3X4	T38.3X5	T38.3X6
Gliquidone	T38.3X1	T38.3X2	T38.3X3	T38.3X4	T38.3X5	T38.3X6
Glisolamide	T38.3X1	T38.3X2	T38.3X3	T38.3X4	T38.3X5	T38.3X6
Glisoxepide	T38.3X1	T38.3X2	T38.3X3	T38.3X4	T38.3X5	T38.3X6
Globin zinc insulin	T38.3X1	T38.3X2	T38.3X3	T38.3X4	T38.3X5	T38.3X6

Substance	Poisoning, Accidental (unintentional)	Poisoning, Intentional self-harm	Poisoning, Assault	Poisoning, Undetermined	Adverse effect	Underdosing
Globulin						
antilymphocytic	T50.Z11	T50.Z12	T50.Z13	T50.Z14	T50.Z15	T50.Z16
antirhesus	T50.Z11	T50.Z12	T50.Z13	T50.Z14	T50.Z15	T50.Z16
antivenin	T50.Z11	T50.Z12	T50.Z13	T50.Z14	T50.Z15	T50.Z16
antiviral	T50.Z11	T50.Z12	T50.Z13	T50.Z14	T50.Z15	T50.Z16
Glucagon	T38.3X1	T38.3X2	T38.3X3	T38.3X4	T38.3X5	T38.3X6
Glucocorticoids	T38.0X1	T38.0X2	T38.0X3	T38.0X4	T38.0X5	T38.0X6
Glucocorticosteroid	T38.0X1	T38.0X2	T38.0X3	T38.0X4	T38.0X5	T38.0X6
Gluconic acid	T50.991	T50.992	T50.993	T50.994	T50.995	T50.996
Glucosamine sulfate	T39.4X1	T39.4X2	T39.4X3	T39.4X4	T39.4X5	T39.4X6
Glucose	T50.3X1	T50.3X2	T50.3X3	T50.3X4	T50.3X5	T50.3X6
with sodium chloride	T50.3X1	T50.3X2	T50.3X3	T50.3X4	T50.3X5	T50.3X6
Glucosulfone sodium	T37.1X1	T37.1X2	T37.1X3	T37.1X4	T37.1X5	T37.1X6
Glucurolactone	T47.8X1	T47.8X2	T47.8X3	T47.8X4	T47.8X5	T47.8X6
Glue NEC	T52.8X1	T52.8X2	T52.8X3	T52.8X4	–	–
Glutamic acid	T47.5X1	T47.5X2	T47.5X3	T47.5X4	T47.5X5	T47.5X6
Glutaral (medicinal)	T49.0X1	T49.0X2	T49.0X3	T49.0X4	T49.0X5	T49.0X6
nonmedicinal	T65.891	T65.892	T65.893	T65.894	–	–
Glutaraldehyde (nonmedicinal)	T65.891	T65.892	T65.893	T65.894	–	–
medicinal	T49.0X1	T49.0X2	T49.0X3	T49.0X4	T49.0X5	T49.0X6
Glutathione	T50.6X1	T50.6X2	T50.6X3	T50.6X4	T50.6X5	T50.6X6
Glutethimide	T42.6X1	T42.6X2	T42.6X3	T42.6X4	T42.6X5	T42.6X6
Glyburide	T38.3X1	T38.3X2	T38.3X3	T38.3X4	T38.3X5	T38.3X6
Glycerin	T47.4X1	T47.4X2	T47.4X3	T47.4X4	T47.4X5	T47.4X6
Glycerol	T47.4X1	T47.4X2	T47.4X3	T47.4X4	T47.4X5	T47.4X6

Substance	Poisoning, Accidental (unintentional)	Poisoning, Intentional self-harm	Poisoning, Assault	Poisoning, Undetermined	Adverse effect	Underdosing
borax	T49.6X1	T49.6X2	T49.6X3	T49.6X4	T49.6X5	T49.6X6
intravenous	T50.3X1	T50.3X2	T50.3X3	T50.3X4	T50.3X5	T50.3X6
iodinated	T48.4X1	T48.4X2	T48.4X3	T48.4X4	T48.4X5	T48.4X6
Glycerophosphate	T50.991	T50.992	T50.993	T50.994	T50.995	T50.996
Glyceryl						
gualacolate	T48.4X1	T48.4X2	T48.4X3	T48.4X4	T48.4X5	T48.4X6
nitrate	T46.3X1	T46.3X2	T46.3X3	T46.3X4	T46.3X5	T46.3X6
triacetate (topical)	T49.0X1	T49.0X2	T49.0X3	T49.0X4	T49.0X5	T49.0X6
trinitrate	T46.3X1	T46.3X2	T46.3X3	T46.3X4	T46.3X5	T46.3X6
Glycine	T50.3X1	T50.3X2	T50.3X3	T50.3X4	T50.3X5	T50.3X6
Glyclopyramide	T38.3X1	T38.3X2	T38.3X3	T38.3X4	T38.3X5	T38.3X6
Glycobiarsol	T37.3X1	T37.3X2	T37.3X3	T37.3X4	T37.3X5	T37.3X6
Glycols (ether)	T52.3X1	T52.3X2	T52.3X3	T52.3X4	–	–
Glyconiazide	T37.1X1	T37.1X2	T37.1X3	T37.1X4	T37.1X5	T37.1X6
Glycopyrrolate	T44.3X1	T44.3X2	T44.3X3	T44.3X4	T44.3X5	T44.3X6
Glycopyrronium	T44.3X1	T44.3X2	T44.3X3	T44.3X4	T44.3X5	T44.3X6
bromide	T44.3X1	T44.3X2	T44.3X3	T44.3X4	T44.3X5	T44.3X6
Glycoside, cardiac (stimulant)	T46.0X1	T46.0X2	T46.0X3	T46.0X4	T46.0X5	T46.0X6
Glycyclamide	T38.3X1	T38.3X2	T38.3X3	T38.3X4	T38.3X5	T38.3X6
Glycyrrhiza extract	T48.4X1	T48.4X2	T48.4X3	T48.4X4	T48.4X5	T48.4X6
Glycyrrhizic acid	T48.4X1	T48.4X2	T48.4X3	T48.4X4	T48.4X5	T48.4X6
Glycyrrhizinate potassium	T48.4X1	T48.4X2	T48.4X3	T48.4X4	T48.4X5	T48.4X6
Glymidine sodium	T38.3X1	T38.3X2	T38.3X3	T38.3X4	T38.3X5	T38.3X6
Glyphosate	T60.3X1	T60.3X2	T60.3X3	T60.3X4	–	–

Substance	Poisoning, Accidental (unintentional)	Poisoning, Intentional self-harm	Poisoning, Assault	Poisoning, Undetermined	Adverse effect	Underdosing
Glyphylline	T48.6X1	T48.6X2	T48.6X3	T48.6X4	T48.6X5	T48.6X6
Gold						
colloidal (I98Au)	T45.1X1	T45.1X2	T45.1X3	T45.1X4	T45.1X5	T45.1X6
salts	T39.4X1	T39.4X2	T39.4X3	T39.4X4	T39.4X5	T39.4X6
Golden sulfide of antimony	T56.891	T56.892	T56.893	T56.894	–	–
Goldylocks	T62.2X1	T62.2X2	T62.2X3	T62.2X4	–	–
Gonadal tissue extract	T38.901	T38.902	T38.903	T38.904	T38.905	T38.906
female	T38.5X1	T38.5X2	T38.5X3	T38.5X4	T38.5X5	T38.5X6
male	T38.7X1	T38.7X2	T38.7X3	T38.7X4	T38.7X5	T38.7X6
Gonadorelin	T38.891	T38.892	T38.893	T38.894	T38.895	T38.896
Gonadotropin	T38.891	T38.892	T38.893	T38.894	T38.895	T38.896
chorionic	T38.891	T38.892	T38.893	T38.894	T38.895	T38.896
pituitary	T38.811	T38.812	T38.813	T38.814	T38.815	T38.816
Goserelin	T45.1X1	T45.1X2	T45.1X3	T45.1X4	T45.1X5	T45.1X6
Grain alcohol	T51.0X1	T51.0X2	T51.0X3	T51.0X4	–	–
Gramicidin	T49.0X1	T49.0X2	T49.0X3	T49.0X4	T49.0X5	T49.0X6
Granisetron	T45.0X1	T45.0X2	T45.0X3	T45.0X4	T45.0X5	T45.0X6
Gratiola officinalis	T62.2X1	T62.2X2	T62.2X3	T62.2X4	–	–
Grease	T65.891	T65.892	T65.893	T65.894	–	–
Green hellebore	T62.2X1	T62.2X2	T62.2X3	T62.2X4	–	–
Green soap	T49.2X1	T49.2X2	T49.2X3	T49.2X4	T49.2X5	T49.2X6
Grifulvin	T36.7X1	T36.7X2	T36.7X3	T36.7X4	T36.7X5	T36.7X6
Griseofulvin	T36.7X1	T36.7X2	T36.7X3	T36.7X4	T36.7X5	T36.7X6
Growth hormone	T38.811	T38.812	T38.813	T38.814	T38.815	T38.816
Guaiac reagent	T50.991	T50.992	T50.993	T50.994	T50.995	T50.996
Guaiacol derivatives	T48.4X1	T48.4X2	T48.4X3	T48.4X4	T48.4X5	T48.4X6

Substance	Poisoning, Accidental (unintentional)	Poisoning, Intentional self-harm	Poisoning, Assault	Poisoning, Undetermined	Adverse effect	Underdosing
Guaifenesin	T48.4X1	T48.4X2	T48.4X3	T48.4X4	T48.4X5	T48.4X6
Guaimesal	T48.4X1	T48.4X2	T48.4X3	T48.4X4	T48.4X5	T48.4X6
Guaiphenesin	T48.4X1	T48.4X2	T48.4X3	T48.4X4	T48.4X5	T48.4X6
Guamecycline	T36.4X1	T36.4X2	T36.4X3	T36.4X4	T36.4X5	T36.4X6
Guanabenz	T46.5X1	T46.5X2	T46.5X3	T46.5X4	T46.5X5	T46.5X6
Guanacline	T46.5X1	T46.5X2	T46.5X3	T46.5X4	T46.5X5	T46.5X6
Guanadrel	T46.5X1	T46.5X2	T46.5X3	T46.5X4	T46.5X5	T46.5X6
Guanatol	T37.2X1	T37.2X2	T37.2X3	T37.2X4	T37.2X5	T37.2X6
Guanethidine	T46.5X1	T46.5X2	T46.5X3	T46.5X4	T46.5X5	T46.5X6
Guanfacine	T46.5X1	T46.5X2	T46.5X3	T46.5X4	T46.5X5	T46.5X6
Guano	T65.891	T65.892	T65.893	T65.894	–	–
Guanochlor	T46.5X1	T46.5X2	T46.5X3	T46.5X4	T46.5X5	T46.5X6
Guanoclor	T46.5X1	T46.5X2	T46.5X3	T46.5X4	T46.5X5	T46.5X6
Guanoctine	T46.5X1	T46.5X2	T46.5X3	T46.5X4	T46.5X5	T46.5X6
Guanoxabenz	T46.5X1	T46.5X2	T46.5X3	T46.5X4	T46.5X5	T46.5X6
Guanoxan	T46.5X1	T46.5X2	T46.5X3	T46.5X4	T46.5X5	T46.5X6
Guar gum (medicinal)	T46.6X1	T46.6X2	T46.6X3	T46.6X4	T46.6X5	T46.6X6
H						
Hachimycin	T36.7X1	T36.7X2	T36.7X3	T36.7X4	T36.7X5	T36.7X6
Hair						
dye	T49.4X1	T49.4X2	T49.4X3	T49.4X4	T49.4X5	T49.4X6
preparation NEC	T49.4X1	T49.4X2	T49.4X3	T49.4X4	T49.4X5	T49.4X6
Halazepam	T42.4X1	T42.4X2	T42.4X3	T42.4X4	T42.4X5	T42.4X6
Halcinolone	T49.0X1	T49.0X2	T49.0X3	T49.0X4	T49.0X5	T49.0X6

Substance	Poisoning, Accidental (unintentional)	Poisoning, Intentional self-harm	Poisoning, Assault	Poisoning, Undetermined	Adverse effect	Underdosing
Halcinonide	T49.0X1	T49.0X2	T49.0X3	T49.0X4	T49.0X5	T49.0X6
Halethazole	T49.0X1	T49.0X2	T49.0X3	T49.0X4	T49.0X5	T49.0X6
Hallucinogen NOS	T40.901	T40.902	T40.903	T40.904	T40.905	T40.906
specified NEC	T40.991	T40.992	T40.993	T40.994	T40.995	T40.996
Halofantrine	T37.2X1	T37.2X2	T37.2X3	T37.2X4	T37.2X5	T37.2X6
Halofenate	T46.6X1	T46.6X2	T46.6X3	T46.6X4	T46.6X5	T46.6X6
Halometasone	T49.0X1	T49.0X2	T49.0X3	T49.0X4	T49.0X5	T49.0X6
Haloperidol	T43.4X1	T43.4X2	T43.4X3	T43.4X4	T43.4X5	T43.4X6
Haloprogin	T49.0X1	T49.0X2	T49.0X3	T49.0X4	T49.0X5	T49.0X6
Halotex	T49.0X1	T49.0X2	T49.0X3	T49.0X4	T49.0X5	T49.0X6
Halothane	T41.0X1	T41.0X2	T41.0X3	T41.0X4	T41.0X5	T41.0X6
Haloxazolam	T42.4X1	T42.4X2	T42.4X3	T42.4X4	T42.4X5	T42.4X6
Halquinols	T49.0X1	T49.0X2	T49.0X3	T49.0X4	T49.0X5	T49.0X6
Hamamelis	T49.2X1	T49.2X2	T49.2X3	T49.2X4	T49.2X5	T49.2X6
Haptendextran	T45.8X1	T45.8X2	T45.8X3	T45.8X4	T45.8X5	T45.8X6
Harmonyl	T46.5X1	T46.5X2	T46.5X3	T46.5X4	T46.5X5	T46.5X6
Hartmann's solution	T50.3X1	T50.3X2	T50.3X3	T50.3X4	T50.3X5	T50.3X6
Hashish	T40.711	T40.712	T40.713	T40.714	T40.715	T40.716
Hawaiian Woodrose seeds	T40.991	T40.992	T40.993	T40.994	–	–
HCB	T60.3X1	T60.3X2	T60.3X3	T60.3X4	–	–
HCH	T53.6X1	T53.6X2	T53.6X3	T53.6X4	–	–
medicinal	T49.0X1	T49.0X2	T49.0X3	T49.0X4	T49.0X5	T49.0X6
HCN	T57.3X1	T57.3X2	T57.3X3	T57.3X4	–	–
Headache cures, drugs, powders NEC	T50.901	T50.902	T50.903	T50.904	T50.905	T50.906

Substance	Poisoning, Accidental (unintentional)	Poisoning, Intentional self-harm	Poisoning, Assault	Poisoning, Undetermined	Adverse effect	Underdosing
Heavenly Blue (morning glory)	T40.991	T40.992	T40.993	T40.994	–	–
Heavy metal antidote	T45.8X1	T45.8X2	T45.8X3	T45.8X4	T45.8X5	T45.8X6
Hedaquinium	T49.0X1	T49.0X2	T49.0X3	T49.0X4	T49.0X5	T49.0X6
Hedge hyssop	T62.2X1	T62.2X2	T62.2X3	T62.2X4	–	–
Heet	T49.8X1	T49.8X2	T49.8X3	T49.8X4	T49.8X5	T49.8X6
Helenin	T37.4X1	T37.4X2	T37.4X3	T37.4X4	T37.4X5	T37.4X6
Helium (nonmedicinal) NEC	T59.891	T59.892	T59.893	T59.894	–	–
medicinal	T48.991	T48.992	T48.993	T48.994	T48.995	T48.996
Hellebore (black) (green) (white)	T62.2X1	T62.2X2	T62.2X3	T62.2X4	–	–
Hematin	T45.8X1	T45.8X2	T45.8X3	T45.8X4	T45.8X5	T45.8X6
Hematinic preparation	T45.8X1	T45.8X2	T45.8X3	T45.8X4	T45.8X5	T45.8X6
Hematological agent	T45.91	T45.92	T45.93	T45.94	T45.95	T45.96
specified NEC	T45.8X1	T45.8X2	T45.8X3	T45.8X4	T45.8X5	T45.8X6
Hemlock	T62.2X1	T62.2X2	T62.2X3	T62.2X4	–	–
Hemostatic	T45.621	T45.622	T45.623	T45.624	T45.625	T45.626
drug, systemic	T45.621	T45.622	T45.623	T45.624	T45.625	T45.626
Hemostyptic	T49.4X1	T49.4X2	T49.4X3	T49.4X4	T49.4X5	T49.4X6
Henbane	T62.2X1	T62.2X2	T62.2X3	T62.2X4	–	–
Heparin (sodium)	T45.511	T45.512	T45.513	T45.514	T45.515	T45.516
action reverser	T45.7X1	T45.7X2	T45.7X3	T45.7X4	T45.7X5	T45.7X6
Heparin-fraction	T45.511	T45.512	T45.513	T45.514	T45.515	T45.516
Heparinoid (systemic)	T45.511	T45.512	T45.513	T45.514	T45.515	T45.516
Hepatic secretion stimulant	T47.8X1	T47.8X2	T47.8X3	T47.8X4	T47.8X5	T47.8X6
Hepatitis B						

Substance	Poisoning, Accidental (unintentional)	Poisoning, Intentional self-harm	Poisoning, Assault	Poisoning, Undetermined	Adverse effect	Underdosing
immune globulin	T50.Z11	T50.Z12	T50.Z13	T50.Z14	T50.Z15	T50.Z16
vaccine	T50.B91	T50.B92	T50.B93	T50.B94	T50.B95	T50.B96
Hepronicate	T46.7X1	T46.7X2	T46.7X3	T46.7X4	T46.7X5	T46.7X6
Heptabarb	T42.3X1	T42.3X2	T42.3X3	T42.3X4	T42.3X5	T42.3X6
Heptabarbital	T42.3X1	T42.3X2	T42.3X3	T42.3X4	T42.3X5	T42.3X6
Heptabarbitone	T42.3X1	T42.3X2	T42.3X3	T42.3X4	T42.3X5	T42.3X6
Heptachlor	T60.1X1	T60.1X2	T60.1X3	T60.1X4	–	–
Heptalgin	T40.2X1	T40.2X2	T40.2X3	T40.2X4	T40.2X5	T40.2X6
Heptaminol	T46.3X1	T46.3X2	T46.3X3	T46.3X4	T46.3X5	T46.3X6
Herbicide NEC	T60.3X1	T60.3X2	T60.3X3	T60.3X4	–	–
Heroin	T40.1X1	T40.1X2	T40.1X3	T40.1X4	–	–
Herplex	T49.5X1	T49.5X2	T49.5X3	T49.5X4	T49.5X5	T49.5X6
HES	T45.8X1	T45.8X2	T45.8X3	T45.8X4	T45.8X5	T45.8X6
Hesperidin	T46.991	T46.992	T46.993	T46.994	T46.995	T46.996
Hetacillin	T36.0X1	T36.0X2	T36.0X3	T36.0X4	T36.0X5	T36.0X6
Hetastarch	T45.8X1	T45.8X2	T45.8X3	T45.8X4	T45.8X5	T45.8X6
HETP	T60.0X1	T60.0X2	T60.0X3	T60.0X4	–	–
Hexachlorobenzene (vapor)	T60.3X1	T60.3X2	T60.3X3	T60.3X4	–	–
Hexachlorocyclohexane	T53.6X1	T53.6X2	T53.6X3	T53.6X4	–	–
Hexachlorophene	T49.0X1	T49.0X2	T49.0X3	T49.0X4	T49.0X5	T49.0X6
Hexadiline	T46.3X1	T46.3X2	T46.3X3	T46.3X4	T46.3X5	T46.3X6
Hexadimethrine (bromide)	T45.7X1	T45.7X2	T45.7X3	T45.7X4	T45.7X5	T45.7X6
Hexadylamine	T46.3X1	T46.3X2	T46.3X3	T46.3X4	T46.3X5	T46.3X6

Substance	Poisoning, Accidental (unintentional)	Poisoning, Intentional self-harm	Poisoning, Assault	Poisoning, Undetermined	Adverse effect	Underdosing
Hexaethyl tetraphosphate	T60.0X1	T60.0X2	T60.0X3	T60.0X4	–	–
Hexafluorenium bromide	T48.1X1	T48.1X2	T48.1X3	T48.1X4	T48.1X5	T48.1X6
Hexafluronium (bromide)	T48.1X1	T48.1X2	T48.1X3	T48.1X4	T48.1X5	T48.1X6
Hexa-germ	T49.2X1	T49.2X2	T49.2X3	T49.2X4	T49.2X5	T49.2X6
Hexahydrobenzol	T52.8X1	T52.8X2	T52.8X3	T52.8X4	–	–
Hexahydrocresol(s)	T51.8X1	T51.8X2	T51.8X3	T51.8X4	–	–
arsenide	T57.0X1	T57.0X2	T57.0X3	T57.0X4	–	–
arseniurated	T57.0X1	T57.0X2	T57.0X3	T57.0X4	–	–
cyanide	T57.3X1	T57.3X2	T57.3X3	T57.3X4	–	–
gas	T59.891	T59.892	T59.893	T59.894	–	–
fluoride (liquid)	T57.8X1	T57.8X2	T57.8X3	T57.8X4	–	–
vapor	T59.891	T59.892	T59.893	T59.894	–	–
phophorated	T60.0X1	T60.0X2	T60.0X3	T60.0X4	–	–
sulfate	T57.8X1	T57.8X2	T57.8X3	T57.8X4	–	–
sulfide (gas)	T59.6X1	T59.6X2	T59.6X3	T59.6X4	–	–
arseniurated	T57.0X1	T57.0X2	T57.0X3	T57.0X4	–	–
sulfurated	T57.8X1	T57.8X2	T57.8X3	T57.8X4	–	–
Hexahydrophenol	T51.8X1	T51.8X2	T51.8X3	T51.8X4	–	–
Hexalen	T51.8X1	T51.8X2	T51.8X3	T51.8X4	–	–
Hexamethonium bromide	T44.2X1	T44.2X2	T44.2X3	T44.2X4	T44.2X5	T44.2X6
Hexamethylene	T52.8X1	T52.8X2	T52.8X3	T52.8X4	–	–
Hexamethylmelamine	T45.1X1	T45.1X2	T45.1X3	T45.1X4	T45.1X5	T45.1X6

Substance	Poisoning, Accidental (unintentional)	Poisoning, Intentional self-harm	Poisoning, Assault	Poisoning, Undetermined	Adverse effect	Underdosing
Hexamidine	T49.0X1	T49.0X2	T49.0X3	T49.0X4	T49.0X5	T49.0X6
Hexamine (mandelate)	T37.8X1	T37.8X2	T37.8X3	T37.8X4	T37.8X5	T37.8X6
Hexanone, 2-hexanone	T52.4X1	T52.4X2	T52.4X3	T52.4X4	–	–
Hexanuorenium	T48.1X1	T48.1X2	T48.1X3	T48.1X4	T48.1X5	T48.1X6
Hexapropymate	T42.6X1	T42.6X2	T42.6X3	T42.6X4	T42.6X5	T42.6X6
Hexasonium iodide	T44.3X1	T44.3X2	T44.3X3	T44.3X4	T44.3X5	T44.3X6
Hexcarbacholine bromide	T48.1X1	T48.1X2	T48.1X3	T48.1X4	T48.1X5	T48.1X6
Hexemal	T42.3X1	T42.3X2	T42.3X3	T42.3X4	T42.3X5	T42.3X6
Hexestrol	T38.5X1	T38.5X2	T38.5X3	T38.5X4	T38.5X5	T38.5X6
Hexethal (sodium)	T42.3X1	T42.3X2	T42.3X3	T42.3X4	T42.3X5	T42.3X6
Hexetidine	T37.8X1	T37.8X2	T37.8X3	T37.8X4	T37.8X5	T37.8X6
Hexobarbital	T42.3X1	T42.3X2	T42.3X3	T42.3X4	T42.3X5	T42.3X6
rectal	T41.291	T41.292	T41.293	T41.294	T41.295	T41.296
sodium	T41.1X1	T41.1X2	T41.1X3	T41.1X4	T41.1X5	T41.1X6
Hexobendine	T46.3X1	T46.3X2	T46.3X3	T46.3X4	T46.3X5	T46.3X6
Hexocyclium	T44.3X1	T44.3X2	T44.3X3	T44.3X4	T44.3X5	T44.3X6
metilsulfate	T44.3X1	T44.3X2	T44.3X3	T44.3X4	T44.3X5	T44.3X6
Hexoestrol	T38.5X1	T38.5X2	T38.5X3	T38.5X4	T38.5X5	T38.5X6
Hexone	T52.4X1	T52.4X2	T52.4X3	T52.4X4	–	–
Hexoprenaline	T48.6X1	T48.6X2	T48.6X3	T48.6X4	T48.6X5	T48.6X6
Hexylcaine	T41.3X1	T41.3X2	T41.3X3	T41.3X4	T41.3X5	T41.3X6
Hexylresorcinol	T52.2X1	T52.2X2	T52.2X3	T52.2X4	–	–
HGH (human growth hormone)	T38.811	T38.812	T38.813	T38.814	T38.815	T38.816

Substance	Poisoning, Accidental (unintentional)	Poisoning, Intentional self-harm	Poisoning, Assault	Poisoning, Undetermined	Adverse effect	Underdosing
Hinkle's pills	T47.2X1	T47.2X2	T47.2X3	T47.2X4	T47.2X5	T47.2X6
Histalog	T50.8X1	T50.8X2	T50.8X3	T50.8X4	T50.8X5	T50.8X6
Histamine (phosphate)	T50.8X1	T50.8X2	T50.8X3	T50.8X4	T50.8X5	T50.8X6
Histoplasmin	T50.8X1	T50.8X2	T50.8X3	T50.8X4	T50.8X5	T50.8X6
Holly berries	T62.2X1	T62.2X2	T62.2X3	T62.2X4	–	–
Homatropine	T44.3X1	T44.3X2	T44.3X3	T44.3X4	T44.3X5	T44.3X6
methylbromide	T44.3X1	T44.3X2	T44.3X3	T44.3X4	T44.3X5	T44.3X6
Homochlorcyclizine	T45.0X1	T45.0X2	T45.0X3	T45.0X4	T45.0X5	T45.0X6
Homosalate	T49.3X1	T49.3X2	T49.3X3	T49.3X4	T49.3X5	T49.3X6
Homo-tet	T50.Z11	T50.Z12	T50.Z13	T50.Z14	T50.Z15	T50.Z16
Hormone	T38.801	T38.802	T38.803	T38.804	T38.805	T38.806
adrenal cortical steroids	T38.0X1	T38.0X2	T38.0X3	T38.0X4	T38.0X5	T38.0X6
androgenic	T38.7X1	T38.7X2	T38.7X3	T38.7X4	T38.7X5	T38.7X6
anterior pituitary NEC	T38.811	T38.812	T38.813	T38.814	T38.815	T38.816
antidiabetic agents	T38.3X1	T38.3X2	T38.3X3	T38.3X4	T38.3X5	T38.3X6
antidiuretic	T38.891	T38.892	T38.893	T38.894	T38.895	T38.896
cancer therapy	T45.1X1	T45.1X2	T45.1X3	T45.1X4	T45.1X5	T45.1X6
follicle stimulating	T38.811	T38.812	T38.813	T38.814	T38.815	T38.816
gonadotropic	T38.891	T38.892	T38.893	T38.894	T38.895	T38.896
pituitary	T38.811	T38.812	T38.813	T38.814	T38.815	T38.816
growth	T38.811	T38.812	T38.813	T38.814	T38.815	T38.816
luteinizing	T38.811	T38.812	T38.813	T38.814	T38.815	T38.816
ovarian	T38.5X1	T38.5X2	T38.5X3	T38.5X4	T38.5X5	T38.5X6
oxytocic	T48.0X1	T48.0X2	T48.0X3	T48.0X4	T48.0X5	T48.0X6
parathyroid (derivatives)	T50.991	T50.992	T50.993	T50.994	T50.995	T50.996
pituitary (posterior) NEC	T38.891	T38.892	T38.893	T38.894	T38.895	T38.896

Substance	Poisoning, Accidental (unintentional)	Poisoning, Intentional self-harm	Poisoning, Assault	Poisoning, Undetermined	Adverse effect	Underdosing
anterior	T38.811	T38.812	T38.813	T38.814	T38.815	T38.816
specified, NEC	T38.891	T38.892	T38.893	T38.894	T38.895	T38.896
thyroid	T38.1X1	T38.1X2	T38.1X3	T38.1X4	T38.1X5	T38.1X6
Hornet (sting)	T63.451	T63.452	T63.453	T63.454	–	–
Horse anti-human lymphocytic serum	T50.Z11	T50.Z12	T50.Z13	T50.Z14	T50.Z15	T50.Z16
Horticulture agent NEC	T65.91	T65.92	T65.93	T65.94	–	–
with pesticide	T60.91	T60.92	T60.93	T60.94	–	–
Human						
albumin	T45.8X1	T45.8X2	T45.8X3	T45.8X4	T45.8X5	T45.8X6
growth hormone (HGH)	T38.811	T38.812	T38.813	T38.814	T38.815	T38.816
immune serum	T50.Z11	T50.Z12	T50.Z13	T50.Z14	T50.Z15	T50.Z16
Hyaluronidase	T45.3X1	T45.3X2	T45.3X3	T45.3X4	T45.3X5	T45.3X6
Hyazyme	T45.3X1	T45.3X2	T45.3X3	T45.3X4	T45.3X5	T45.3X6
Hycodan	T40.2X1	T40.2X2	T40.2X3	T40.2X4	T40.2X5	T40.2X6
Hydantoin derivative NEC	T42.0X1	T42.0X2	T42.0X3	T42.0X4	T42.0X5	T42.0X6
Hydeltra	T38.0X1	T38.0X2	T38.0X3	T38.0X4	T38.0X5	T38.0X6
Hydergine	T44.6X1	T44.6X2	T44.6X3	T44.6X4	T44.6X5	T44.6X6
Hydrabamine penicillin	T36.0X1	T36.0X2	T36.0X3	T36.0X4	T36.0X5	T36.0X6
Hydralazine	T46.5X1	T46.5X2	T46.5X3	T46.5X4	T46.5X5	T46.5X6
Hydrargaphen	T49.0X1	T49.0X2	T49.0X3	T49.0X4	T49.0X5	T49.0X6
Hydrargyri amino-chloridum	T49.0X1	T49.0X2	T49.0X3	T49.0X4	T49.0X5	T49.0X6
Hydrastine	T48.291	T48.292	T48.293	T48.294	T48.295	T48.296
Hydrazine	T54.1X1	T54.1X2	T54.1X3	T54.1X4	–	–

Substance	Poisoning, Accidental (unintentional)	Poisoning, Intentional self-harm	Poisoning, Assault	Poisoning, Undetermined	Adverse effect	Underdosing
monoamine oxidase inhibitors	T43.1X1	T43.1X2	T43.1X3	T43.1X4	T43.1X5	T43.1X6
Hydrazoic acid, azides	T54.2X1	T54.2X2	T54.2X3	T54.2X4	–	–
Hydriodic acid	T48.4X1	T48.4X2	T48.4X3	T48.4X4	T48.4X5	T48.4X6
Hydrocarbon gas	T59.891	T59.892	T59.893	T59.894	–	–
incomplete combustion of — *see* Carbon, monoxide, fuel, utility						
liquefied (mobile container)	T59.891	T59.892	T59.893	T59.894	–	–
piped (natural)	T59.891	T59.892	T59.893	T59.894	–	–
Hydrochloric acid (liquid)	T54.2X1	T54.2X2	T54.2X3	T54.2X4	–	–
medicinal (digestant)	T47.5X1	T47.5X2	T47.5X3	T47.5X4	T47.5X5	T47.5X6
vapor	T59.891	T59.892	T59.893	T59.894	–	–
Hydrochlorothiazide	T50.2X1	T50.2X2	T50.2X3	T50.2X4	T50.2X5	T50.2X6
Hydrocodone	T40.2X1	T40.2X2	T40.2X3	T40.2X4	T40.2X5	T40.2X6
Hydrocortisone (derivatives)	T38.0X1	T38.0X2	T38.0X3	T38.0X4	T38.0X5	T38.0X6
aceponate	T49.0X1	T49.0X2	T49.0X3	T49.0X4	T49.0X5	T49.0X6
ENT agent	T49.6X1	T49.6X2	T49.6X3	T49.6X4	T49.6X5	T49.6X6
ophthalmic preparation	T49.5X1	T49.5X2	T49.5X3	T49.5X4	T49.5X5	T49.5X6
topical NEC	T49.0X1	T49.0X2	T49.0X3	T49.0X4	T49.0X5	T49.0X6
Hydrocortone	T38.0X1	T38.0X2	T38.0X3	T38.0X4	T38.0X5	T38.0X6
ENT agent	T49.6X1	T49.6X2	T49.6X3	T49.6X4	T49.6X5	T49.6X6
ophthalmic preparation	T49.5X1	T49.5X2	T49.5X3	T49.5X4	T49.5X5	T49.5X6
topical NEC	T49.0X1	T49.0X2	T49.0X3	T49.0X4	T49.0X5	T49.0X6
Hydrocyanic acid (liquid)	T57.3X1	T57.3X2	T57.3X3	T57.3X4	–	–

Substance	Poisoning, Accidental (unintentional)	Poisoning, Intentional self-harm	Poisoning, Assault	Poisoning, Undetermined	Adverse effect	Underdosing
gas	T65.0X1	T65.0X2	T65.0X3	T65.0X4	–	–
Hydroflumethiazide	T50.2X1	T50.2X2	T50.2X3	T50.2X4	T50.2X5	T50.2X6
Hydrofluoric acid (liquid)	T54.2X1	T54.2X2	T54.2X3	T54.2X4	–	–
vapor	T59.891	T59.892	T59.893	T59.894	–	–
Hydrogen	T59.891	T59.892	T59.893	T59.894	–	–
arsenide	T57.0X1	T57.0X2	T57.0X3	T57.0X4	–	–
arseniureted	T57.0X1	T57.0X2	T57.0X3	T57.0X4	–	–
chloride	T57.8X1	T57.8X2	T57.8X3	T57.8X4	–	–
cyanide (salts)	T57.3X1	T57.3X2	T57.3X3	T57.3X4	–	–
gas	T57.3X1	T57.3X2	T57.3X3	T57.3X4	–	–
fluoride	T59.5X1	T59.5X2	T59.5X3	T59.5X4	–	–
vapor	T59.5X1	T59.5X2	T59.5X3	T59.5X4	–	–
peroxide	T49.0X1	T49.0X2	T49.0X3	T49.0X4	T49.0X5	T49.0X6
phosphureted	T57.1X1	T57.1X2	T57.1X3	T57.1X4	–	–
sulfide	T59.6X1	T59.6X2	T59.6X3	T59.6X4	–	–
arseniureted	T57.0X1	T57.0X2	T57.0X3	T57.0X4	–	–
sulfureted	T59.6X1	T59.6X2	T59.6X3	T59.6X4	–	–
Hydromethylpyridine	T46.7X1	T46.7X2	T46.7X3	T46.7X4	T46.7X5	T46.7X6
Hydromorphinol	T40.2X1	T40.2X2	T40.2X3	T40.2X4	–	–
Hydromorphinone	T40.2X1	T40.2X2	T40.2X3	T40.2X4	T40.2X5	T40.2X6
Hydromorphone	T40.2X1	T40.2X2	T40.2X3	T40.2X4	T40.2X5	T40.2X6
Hydromox	T50.2X1	T50.2X2	T50.2X3	T50.2X4	T50.2X5	T50.2X6
Hydrophilic lotion	T49.3X1	T49.3X2	T49.3X3	T49.3X4	T49.3X5	T49.3X6
Hydroquinidine	T46.2X1	T46.2X2	T46.2X3	T46.2X4	T46.2X5	T46.2X6

Substance	Poisoning, Accidental (unintentional)	Poisoning, Intentional self-harm	Poisoning, Assault	Poisoning, Undetermined	Adverse effect	Underdosing
Hydroquinone	T52.2X1	T52.2X2	T52.2X3	T52.2X4	–	–
vapor	T59.891	T59.892	T59.893	T59.894	–	–
Hydrosulfuric acid (gas)	T59.6X1	T59.6X2	T59.6X3	T59.6X4	–	–
Hydrotalcite	T47.1X1	T47.1X2	T47.1X3	T47.1X4	T47.1X5	T47.1X6
Hydrous wool fat	T49.3X1	T49.3X2	T49.3X3	T49.3X4	T49.3X5	T49.3X6
Hydroxide, caustic	T54.3X1	T54.3X2	T54.3X3	T54.3X4	–	–
Hydroxocobalamin	T45.8X1	T45.8X2	T45.8X3	T45.8X4	T45.8X5	T45.8X6
Hydroxyamphetamine	T49.5X1	T49.5X2	T49.5X3	T49.5X4	T49.5X5	T49.5X6
Hydroxycarbamide	T45.1X1	T45.1X2	T45.1X3	T45.1X4	T45.1X5	T45.1X6
Hydroxychloroquine	T37.8X1	T37.8X2	T37.8X3	T37.8X4	T37.8X5	T37.8X6
Hydroxydihydrocodeinone	T40.2X1	T40.2X2	T40.2X3	T40.2X4	T40.2X5	T40.2X6
Hydroxyestrone	T38.5X1	T38.5X2	T38.5X3	T38.5X4	T38.5X5	T38.5X6
Hydroxyethyl starch	T45.8X1	T45.8X2	T45.8X3	T45.8X4	T45.8X5	T45.8X6
Hydroxymethylpentanone	T52.4X1	T52.4X2	T52.4X3	T52.4X4	–	–
Hydroxyphenamate	T43.591	T43.592	T43.593	T43.594	T43.595	T43.596
Hydroxyphenylbutazone	T39.2X1	T39.2X2	T39.2X3	T39.2X4	T39.2X5	T39.2X6
Hydroxyprogesterone	T38.5X1	T38.5X2	T38.5X3	T38.5X4	T38.5X5	T38.5X6
caproate	T38.5X1	T38.5X2	T38.5X3	T38.5X4	T38.5X5	T38.5X6
Hydroxyquinoline (derivatives) **NEC**	T37.8X1	T37.8X2	T37.8X3	T37.8X4	T37.8X5	T37.8X6
Hydroxystilbamidine	T37.3X1	T37.3X2	T37.3X3	T37.3X4	T37.3X5	T37.3X6
Hydroxytoluene (nonmedicinal)	T54.0X1	T54.0X2	T54.0X3	T54.0X4	–	–
medicinal	T49.0X1	T49.0X2	T49.0X3	T49.0X4	T49.0X5	T49.0X6
Hydroxyurea	T45.1X1	T45.1X2	T45.1X3	T45.1X4	T45.1X5	T45.1X6
Hydroxyzine	T43.591	T43.592	T43.593	T43.594	T43.595	T43.596

Substance	Poisoning, Accidental (unintentional)	Poisoning, Intentional self-harm	Poisoning, Assault	Poisoning, Undetermined	Adverse effect	Underdosing
antiallergic	T45.0X1	T45.0X2	T45.0X3	T45.0X4	T45.0X5	T45.0X6
Hyoscine	T44.3X1	T44.3X2	T44.3X3	T44.3X4	T44.3X5	T44.3X6
Hyoscyamine	T44.3X1	T44.3X2	T44.3X3	T44.3X4	T44.3X5	T44.3X6
Hyoscyamus	T44.3X1	T44.3X2	T44.3X3	T44.3X4	T44.3X5	T44.3X6
dry extract	T44.3X1	T44.3X2	T44.3X3	T44.3X4	T44.3X5	T44.3X6
Hypaque	T50.8X1	T50.8X2	T50.8X3	T50.8X4	T50.8X5	T50.8X6
Hypertussis	T50.Z11	T50.Z12	T50.Z13	T50.Z14	T50.Z15	T50.Z16
Hypnotic	T42.71	T42.72	T42.73	T42.74	T42.75	T42.76
anticonvulsant	T42.71	T42.72	T42.73	T42.74	T42.75	T42.76
specified NEC	T42.6X1	T42.6X2	T42.6X3	T42.6X4	T42.6X5	T42.6X6
Hypochlorite	T49.0X1	T49.0X2	T49.0X3	T49.0X4	T49.0X5	T49.0X6
Hypophysis, posterior	T38.891	T38.892	T38.893	T38.894	T38.895	T38.896
Hypotensive NEC	T46.5X1	T46.5X2	T46.5X3	T46.5X4	T46.5X5	T46.5X6
Hypromellose	T49.5X1	T49.5X2	T49.5X3	T49.5X4	T49.5X5	T49.5X6
I						
Ibacitabine	T37.5X1	T37.5X2	T37.5X3	T37.5X4	T37.5X5	T37.5X6
Ibopamine	T44.991	T44.992	T44.993	T44.994	T44.995	T44.996
Ibufenac	T39.311	T39.312	T39.313	T39.314	T39.315	T39.316
Ibuprofen	T39.311	T39.312	T39.313	T39.314	T39.315	T39.316
Ibuproxam	T39.311	T39.312	T39.313	T39.314	T39.315	T39.316
Ibuterol	T48.6X1	T48.6X2	T48.6X3	T48.6X4	T48.6X5	T48.6X6

Substance	Poisoning, Accidental (unintentional)	Poisoning, Intentional self-harm	Poisoning, Assault	Poisoning, Undetermined	Adverse effect	Underdosing
Ichthammol	T49.0X1	T49.0X2	T49.0X3	T49.0X4	T49.0X5	T49.0X6
Ichthyol	T49.4X1	T49.4X2	T49.4X3	T49.4X4	T49.4X5	T49.4X6
Idarubicin	T45.1X1	T45.1X2	T45.1X3	T45.1X4	T45.1X5	T45.1X6
Idrocilamide	T42.8X1	T42.8X2	T42.8X3	T42.8X4	T42.8X5	T42.8X6
Ifenprodil	T46.7X1	T46.7X2	T46.7X3	T46.7X4	T46.7X5	T46.7X6
Ifosfamide	T45.1X1	T45.1X2	T45.1X3	T45.1X4	T45.1X5	T45.1X6
Iletin	T38.3X1	T38.3X2	T38.3X3	T38.3X4	T38.3X5	T38.3X6
Ilex	T62.2X1	T62.2X2	T62.2X3	T62.2X4	–	–
Illuminating gas (after combustion)	T58.11	T58.12	T58.13	T58.14	–	–
prior to combustion	T59.891	T59.892	T59.893	T59.894	–	–
Ilopan	T45.2X1	T45.2X2	T45.2X3	T45.2X4	T45.2X5	T45.2X6
Iloprost	T46.7X1	T46.7X2	T46.7X3	T46.7X4	T46.7X5	T46.7X6
Ilotycin	T36.3X1	T36.3X2	T36.3X3	T36.3X4	T36.3X5	T36.3X6
ophthalmic preparation	T49.5X1	T49.5X2	T49.5X3	T49.5X4	T49.5X5	T49.5X6
topical NEC	T49.0X1	T49.0X2	T49.0X3	T49.0X4	T49.0X5	T49.0X6
Imidazole-4-carboxamide	T45.1X1	T45.1X2	T45.1X3	T45.1X4	T45.1X5	T45.1X6
Imipenem	T36.0X1	T36.0X2	T36.0X3	T36.0X4	T36.0X5	T36.0X6
Imipramine	T43.011	T43.012	T43.013	T43.014	T43.015	T43.016
Iminostilbene	T42.1X1	T42.1X2	T42.1X3	T42.1X4	T42.1X5	T42.1X6
Immu-G	T50.Z11	T50.Z12	T50.Z13	T50.Z14	T50.Z15	T50.Z16
Immuglobin	T50.Z11	T50.Z12	T50.Z13	T50.Z14	T50.Z15	T50.Z16
Immune						

Substance	Poisoning, Accidental (unintentional)	Poisoning, Intentional self-harm	Poisoning, Assault	Poisoning, Undetermined	Adverse effect	Underdosing
checkpoint inhibitors	T45.AX1	T45.AX2	T45.AX3	T45.AX4	T45.AX5	T45.AX6
globulin	T50.Z11	T50.Z12	T50.Z13	T50.Z14	T50.Z15	T50.Z16
serum globulin	T50.Z11	T50.Z12	T50.Z13	T50.Z14	T50.Z15	T50.Z16
Immunoglobin human (intravenous) (normal)	T50.Z11	T50.Z12	T50.Z13	T50.Z14	T50.Z15	T50.Z16
unmodified	T50.Z11	T50.Z12	T50.Z13	T50.Z14	T50.Z15	T50.Z16
Immunostimulant drug	T45.AX1	T45.AX2	T45.AX3	T45.AX4	T45.AX5	T45.AX6
Immunosuppressive drug	T45.1X1	T45.1X2	T45.1X3	T45.1X4	T45.1X5	T45.1X6
Immu-tetanus	T50.Z11	T50.Z12	T50.Z13	T50.Z14	T50.Z15	T50.Z16
Indalpine	T43.221	T43.222	T43.223	T43.224	T43.225	T43.226
Indanazoline	T48.5X1	T48.5X2	T48.5X3	T48.5X4	T48.5X5	T48.5X6
Indandione (derivatives)	T45.511	T45.512	T45.513	T45.514	T45.515	T45.516
Indapamide	T46.5X1	T46.5X2	T46.5X3	T46.5X4	T46.5X5	T46.5X6
Indendione (derivatives)	T45.511	T45.512	T45.513	T45.514	T45.515	T45.516
Indenolol	T44.7X1	T44.7X2	T44.7X3	T44.7X4	T44.7X5	T44.7X6
Inderal	T44.7X1	T44.7X2	T44.7X3	T44.7X4	T44.7X5	T44.7X6
Indian						
hemp	T40.711	T40.712	T40.713	T40.714	T40.715	T40.716
tobacco	T62.2X1	T62.2X2	T62.2X3	T62.2X4	–	–
Indigo carmine	T50.8X1	T50.8X2	T50.8X3	T50.8X4	T50.8X5	T50.8X6
Indobufen	T45.521	T45.522	T45.523	T45.524	T45.525	T45.526
Indocin	T39.2X1	T39.2X2	T39.2X3	T39.2X4	T39.2X5	T39.2X6
Indocyanine green	T50.8X1	T50.8X2	T50.8X3	T50.8X4	T50.8X5	T50.8X6
Indometacin	T39.391	T39.392	T39.393	T39.394	T39.395	T39.396
Indomethacin	T39.391	T39.392	T39.393	T39.394	T39.395	T39.396
farnesil	T39.4X1	T39.4X2	T39.4X3	T39.4X4	T39.4X5	T39.4X6
Indoramin	T44.6X1	T44.6X2	T44.6X3	T44.6X4	T44.6X5	T44.6X6

Substance	Poisoning, Accidental (unintentional)	Poisoning, Intentional self-harm	Poisoning, Assault	Poisoning, Undetermined	Adverse effect	Underdosing
Industrial						
alcohol	T51.0X1	T51.0X2	T51.0X3	T51.0X4	–	–
fumes	T59.891	T59.892	T59.893	T59.894	–	–
solvents (fumes) (vapors)	T52.91	T52.92	T52.93	T52.94	–	–
Influenza vaccine	T50.B91	T50.B92	T50.B93	T50.B94	T50.B95	T50.B96
Ingested substance NEC	T65.91	T65.92	T65.93	T65.94	–	–
INH	T37.1X1	T37.1X2	T37.1X3	T37.1X4	T37.1X5	T37.1X6
Inhalation, gas (noxious) — *see* Gas						
Inhibitor						
angiotensin-converting enzyme	T46.4X1	T46.4X2	T46.4X3	T46.4X4	T46.4X5	T46.4X6
carbonic anhydrase	T50.2X1	T50.2X2	T50.2X3	T50.2X4	T50.2X5	T50.2X6
fibrinolysis	T45.621	T45.622	T45.623	T45.624	T45.625	T45.626
monoamine oxidase NEC	T43.1X1	T43.1X2	T43.1X3	T43.1X4	T43.1X5	T43.1X6
hydrazine	T43.1X1	T43.1X2	T43.1X3	T43.1X4	T43.1X5	T43.1X6
postsynaptic	T43.8X1	T43.8X2	T43.8X3	T43.8X4	T43.8X5	T43.8X6
prothrombin synthesis	T45.511	T45.512	T45.513	T45.514	T45.515	T45.516
Ink	T65.891	T65.892	T65.893	T65.894	–	–
Inorganic substance NEC	T57.91	T57.92	T57.93	T57.94	–	–
Inosine pranobex	T37.5X1	T37.5X2	T37.5X3	T37.5X4	T37.5X5	T37.5X6
Inositol	T50.991	T50.992	T50.993	T50.994	T50.995	T50.996
nicotinate	T46.7X1	T46.7X2	T46.7X3	T46.7X4	T46.7X5	T46.7X6
Inproquone	T45.1X1	T45.1X2	T45.1X3	T45.1X4	T45.1X5	T45.1X6
Insect (sting), venomous	T63.481	T63.482	T63.483	T63.484	–	–
ant	T63.421	T63.422	T63.423	T63.424	–	–
bee	T63.441	T63.442	T63.443	T63.444	–	–
caterpillar	T63.431	T63.432	T63.433	T63.434	–	–
hornet	T63.451	T63.452	T63.453	T63.454	–	–

Substance	Poisoning, Accidental (unintentional)	Poisoning, Intentional self-harm	Poisoning, Assault	Poisoning, Undetermined	Adverse effect	Underdosing
wasp	T63.461	T63.462	T63.463	T63.464	–	–
Insecticide NEC	T60.91	T60.92	T60.93	T60.94	–	–
carbamate	T60.0X1	T60.0X2	T60.0X3	T60.0X4	–	–
chlorinated	T60.1X1	T60.1X2	T60.1X3	T60.1X4	–	–
mixed	T60.91	T60.92	T60.93	T60.94	–	–
organochlorine	T60.1X1	T60.1X2	T60.1X3	T60.1X4	–	–
organophosphorus	T60.0X1	T60.0X2	T60.0X3	T60.0X4	–	–
Insular tissue extract	T38.3X1	T38.3X2	T38.3X3	T38.3X4	T38.3X5	T38.3X6
Insulin (amorphous) (globin) (isophane) (Lente) (NPH) (Semilente) (Ultralente)	T38.3X1	T38.3X2	T38.3X3	T38.3X4	T38.3X5	T38.3X6
defalan	T38.3X1	T38.3X2	T38.3X3	T38.3X4	T38.3X5	T38.3X6
human	T38.3X1	T38.3X2	T38.3X3	T38.3X4	T38.3X5	T38.3X6
injection, soluble	T38.3X1	T38.3X2	T38.3X3	T38.3X4	T38.3X5	T38.3X6
biphasic	T38.3X1	T38.3X2	T38.3X3	T38.3X4	T38.3X5	T38.3X6
intermediate acting	T38.3X1	T38.3X2	T38.3X3	T38.3X4	T38.3X5	T38.3X6
protamine zinc	T38.3X1	T38.3X2	T38.3X3	T38.3X4	T38.3X5	T38.3X6
slow acting	T38.3X1	T38.3X2	T38.3X3	T38.3X4	T38.3X5	T38.3X6
zinc						
protamine injection	T38.3X1	T38.3X2	T38.3X3	T38.3X4	T38.3X5	T38.3X6
suspension (amorphous) (crystalline)	T38.3X1	T38.3X2	T38.3X3	T38.3X4	T38.3X5	T38.3X6
Interferon (alpha) (beta) (gamma)	T37.5X1	T37.5X2	T37.5X3	T37.5X4	T37.5X5	T37.5X6
Intestinal motility control drug	T47.6X1	T47.6X2	T47.6X3	T47.6X4	T47.6X5	T47.6X6
biological	T47.8X1	T47.8X2	T47.8X3	T47.8X4	T47.8X5	T47.8X6

Substance	Poisoning, Accidental (unintentional)	Poisoning, Intentional self-harm	Poisoning, Assault	Poisoning, Undetermined	Adverse effect	Underdosing
Intranarcon	T41.1X1	T41.1X2	T41.1X3	T41.1X4	T41.1X5	T41.1X6
Intravenous						
amino acids	T50.991	T50.992	T50.993	T50.994	T50.995	T50.996
fat suspension	T50.991	T50.992	T50.993	T50.994	T50.995	T50.996
Inulin	T50.8X1	T50.8X2	T50.8X3	T50.8X4	T50.8X5	T50.8X6
Invert sugar	T50.3X1	T50.3X2	T50.3X3	T50.3X4	T50.3X5	T50.3X6
Inza — *see* Naproxen						
Iobenzamic acid	T50.8X1	T50.8X2	T50.8X3	T50.8X4	T50.8X5	T50.8X6
Iocarmic acid	T50.8X1	T50.8X2	T50.8X3	T50.8X4	T50.8X5	T50.8X6
Iocetamic acid	T50.8X1	T50.8X2	T50.8X3	T50.8X4	T50.8X5	T50.8X6
Iodamide	T50.8X1	T50.8X2	T50.8X3	T50.8X4	T50.8X5	T50.8X6
Iodide NEC (*see also* Iodine)	T49.0X1	T49.0X2	T49.0X3	T49.0X4	T49.0X5	T49.0X6
mercury (ointment)	T49.0X1	T49.0X2	T49.0X3	T49.0X4	T49.0X5	T49.0X6
methylate	T49.0X1	T49.0X2	T49.0X3	T49.0X4	T49.0X5	T49.0X6
potassium (expectorant) NEC	T48.4X1	T48.4X2	T48.4X3	T48.4X4	T48.4X5	T48.4X6
Iodinated						
contrast medium	T50.8X1	T50.8X2	T50.8X3	T50.8X4	T50.8X5	T50.8X6
glycerol	T48.4X1	T48.4X2	T48.4X3	T48.4X4	T48.4X5	T48.4X6
human serum albumin (131I)	T50.8X1	T50.8X2	T50.8X3	T50.8X4	T50.8X5	T50.8X6
Iodine (antiseptic, external) (tincture) **NEC**	T49.0X1	T49.0X2	T49.0X3	T49.0X4	T49.0X5	T49.0X6
125 (*see also* Radiation sickness, and exposure to radioactive isotopes)	T50.8X1	T50.8X2	T50.8X3	T50.8X4	T50.8X5	T50.8X6

Substance	Poisoning, Accidental (unintentional)	Poisoning, Intentional self-harm	Poisoning, Assault	Poisoning, Undetermined	Adverse effect	Underdosing
therapeutic	T50.991	T50.992	T50.993	T50.994	T50.995	T50.996
131 (*see also* Radiation sickness, and exposure to radioactive isotopes)	T50.8X1	T50.8X2	T50.8X3	T50.8X4	T50.8X5	T50.8X6
therapeutic	T38.2X1	T38.2X2	T38.2X3	T38.2X4	T38.2X5	T38.2X6
diagnostic	T50.8X1	T50.8X2	T50.8X3	T50.8X4	T50.8X5	T50.8X6
for thyroid conditions (antithyroid)	T38.2X1	T38.2X2	T38.2X3	T38.2X4	T38.2X5	T38.2X6
solution	T49.0X1	T49.0X2	T49.0X3	T49.0X4	T49.0X5	T49.0X6
vapor	T59.891	T59.892	T59.893	T59.894	–	–
Iodipamide	T50.8X1	T50.8X2	T50.8X3	T50.8X4	T50.8X5	T50.8X6
Iodized (poppy seed) oil	T50.8X1	T50.8X2	T50.8X3	T50.8X4	T50.8X5	T50.8X6
Iodobismitol	T37.8X1	T37.8X2	T37.8X3	T37.8X4	T37.8X5	T37.8X6
Iodochlorhydroxyquin	T37.8X1	T37.8X2	T37.8X3	T37.8X4	T37.8X5	T37.8X6
topical	T49.0X1	T49.0X2	T49.0X3	T49.0X4	T49.0X5	T49.0X6
Iodochlorhydroxyquinoline	T37.8X1	T37.8X2	T37.8X3	T37.8X4	T37.8X5	T37.8X6
Iodocholesterol (131I)	T50.8X1	T50.8X2	T50.8X3	T50.8X4	T50.8X5	T50.8X6
Iodoform	T49.0X1	T49.0X2	T49.0X3	T49.0X4	T49.0X5	T49.0X6
Iodohippuric acid	T50.8X1	T50.8X2	T50.8X3	T50.8X4	T50.8X5	T50.8X6
Iodopanoic acid	T50.8X1	T50.8X2	T50.8X3	T50.8X4	T50.8X5	T50.8X6
Iodophthalein (sodium)	T50.8X1	T50.8X2	T50.8X3	T50.8X4	T50.8X5	T50.8X6
Iodopyracet	T50.8X1	T50.8X2	T50.8X3	T50.8X4	T50.8X5	T50.8X6
Iodoquinol	T37.8X1	T37.8X2	T37.8X3	T37.8X4	T37.8X5	T37.8X6
Iodoxamic acid	T50.8X1	T50.8X2	T50.8X3	T50.8X4	T50.8X5	T50.8X6
Iofendylate	T50.8X1	T50.8X2	T50.8X3	T50.8X4	T50.8X5	T50.8X6
Ioglycamic acid	T50.8X1	T50.8X2	T50.8X3	T50.8X4	T50.8X5	T50.8X6

Substance	Poisoning, Accidental (unintentional)	Poisoning, Intentional self-harm	Poisoning, Assault	Poisoning, Undetermined	Adverse effect	Underdosing
Iohexol	T50.8X1	T50.8X2	T50.8X3	T50.8X4	T50.8X5	T50.8X6
Ion exchange resin						
anion	T47.8X1	T47.8X2	T47.8X3	T47.8X4	T47.8X5	T47.8X6
cation	T50.3X1	T50.3X2	T50.3X3	T50.3X4	T50.3X5	T50.3X6
cholestyramine	T46.6X1	T46.6X2	T46.6X3	T46.6X4	T46.6X5	T46.6X6
intestinal	T47.8X1	T47.8X2	T47.8X3	T47.8X4	T47.8X5	T47.8X6
Iopamidol	T50.8X1	T50.8X2	T50.8X3	T50.8X4	T50.8X5	T50.8X6
Iopanoic acid	T50.8X1	T50.8X2	T50.8X3	T50.8X4	T50.8X5	T50.8X6
Iophenoic acid	T50.8X1	T50.8X2	T50.8X3	T50.8X4	T50.8X5	T50.8X6
Iopodate, sodium	T50.8X1	T50.8X2	T50.8X3	T50.8X4	T50.8X5	T50.8X6
Iopodic acid	T50.8X1	T50.8X2	T50.8X3	T50.8X4	T50.8X5	T50.8X6
Iopromide	T50.8X1	T50.8X2	T50.8X3	T50.8X4	T50.8X5	T50.8X6
Iopydol	T50.8X1	T50.8X2	T50.8X3	T50.8X4	T50.8X5	T50.8X6
Iotalamic acid	T50.8X1	T50.8X2	T50.8X3	T50.8X4	T50.8X5	T50.8X6
Iothalamate	T50.8X1	T50.8X2	T50.8X3	T50.8X4	T50.8X5	T50.8X6
Iothiouracil	T38.2X1	T38.2X2	T38.2X3	T38.2X4	T38.2X5	T38.2X6
Iotrol	T50.8X1	T50.8X2	T50.8X3	T50.8X4	T50.8X5	T50.8X6
Iotrolan	T50.8X1	T50.8X2	T50.8X3	T50.8X4	T50.8X5	T50.8X6
Iotroxate	T50.8X1	T50.8X2	T50.8X3	T50.8X4	T50.8X5	T50.8X6
Iotroxic acid	T50.8X1	T50.8X2	T50.8X3	T50.8X4	T50.8X5	T50.8X6
Ioversol	T50.8X1	T50.8X2	T50.8X3	T50.8X4	T50.8X5	T50.8X6
Ioxaglate	T50.8X1	T50.8X2	T50.8X3	T50.8X4	T50.8X5	T50.8X6
Ioxaglic acid	T50.8X1	T50.8X2	T50.8X3	T50.8X4	T50.8X5	T50.8X6
Ioxitalamic acid	T50.8X1	T50.8X2	T50.8X3	T50.8X4	T50.8X5	T50.8X6
Ipecac	T47.7X1	T47.7X2	T47.7X3	T47.7X4	T47.7X5	T47.7X6

Substance	Poisoning, Accidental (unintentional)	Poisoning, Intentional self-harm	Poisoning, Assault	Poisoning, Undetermined	Adverse effect	Underdosing
Ipecacuanha	T48.4X1	T48.4X2	T48.4X3	T48.4X4	T48.4X5	T48.4X6
Ipodate, calcium	T50.8X1	T50.8X2	T50.8X3	T50.8X4	T50.8X5	T50.8X6
Ipral	T42.3X1	T42.3X2	T42.3X3	T42.3X4	T42.3X5	T42.3X6
Ipratropium (bromide)	T48.6X1	T48.6X2	T48.6X3	T48.6X4	T48.6X5	T48.6X6
Ipriflavone	T46.3X1	T46.3X2	T46.3X3	T46.3X4	T46.3X5	T46.3X6
Iprindole	T43.011	T43.012	T43.013	T43.014	T43.015	T43.016
Iproclozide	T43.1X1	T43.1X2	T43.1X3	T43.1X4	T43.1X5	T43.1X6
Iprofenin	T50.8X1	T50.8X2	T50.8X3	T50.8X4	T50.8X5	T50.8X6
Iproheptine	T49.2X1	T49.2X2	T49.2X3	T49.2X4	T49.2X5	T49.2X6
Iproniazid	T43.1X1	T43.1X2	T43.1X3	T43.1X4	T43.1X5	T43.1X6
Iproplatin	T45.1X1	T45.1X2	T45.1X3	T45.1X4	T45.1X5	T45.1X6
Iproveratril	T46.1X1	T46.1X2	T46.1X3	T46.1X4	T46.1X5	T46.1X6
Iron (compounds) (medicinal) **NEC**	T45.4X1	T45.4X2	T45.4X3	T45.4X4	T45.4X5	T45.4X6
ammonium	T45.4X1	T45.4X2	T45.4X3	T45.4X4	T45.4X5	T45.4X6
dextran injection	T45.4X1	T45.4X2	T45.4X3	T45.4X4	T45.4X5	T45.4X6
nonmedicinal	T56.891	T56.892	T56.893	T56.894	–	–
salts	T45.4X1	T45.4X2	T45.4X3	T45.4X4	T45.4X5	T45.4X6
sorbitex	T45.4X1	T45.4X2	T45.4X3	T45.4X4	T45.4X5	T45.4X6
sorbitol citric acid complex	T45.4X1	T45.4X2	T45.4X3	T45.4X4	T45.4X5	T45.4X6
Irrigating fluid (vaginal)	T49.8X1	T49.8X2	T49.8X3	T49.8X4	T49.8X5	T49.8X6
eye	T49.5X1	T49.5X2	T49.5X3	T49.5X4	T49.5X5	T49.5X6
Isepamicin	T36.5X1	T36.5X2	T36.5X3	T36.5X4	T36.5X5	T36.5X6
Isoaminile (citrate)	T48.3X1	T48.3X2	T48.3X3	T48.3X4	T48.3X5	T48.3X6
Isoamyl nitrite	T46.3X1	T46.3X2	T46.3X3	T46.3X4	T46.3X5	T46.3X6

Substance	Poisoning, Accidental (unintentional)	Poisoning, Intentional self-harm	Poisoning, Assault	Poisoning, Undetermined	Adverse effect	Underdosing
Isobenzan	T60.1X1	T60.1X2	T60.1X3	T60.1X4	–	–
Isobutyl acetate	T52.8X1	T52.8X2	T52.8X3	T52.8X4	–	–
Isocarboxazid	T43.1X1	T43.1X2	T43.1X3	T43.1X4	T43.1X5	T43.1X6
Isoconazole	T49.0X1	T49.0X2	T49.0X3	T49.0X4	T49.0X5	T49.0X6
Isocyanate	T65.0X1	T65.0X2	T65.0X3	T65.0X4	–	–
Isoephedrine	T44.991	T44.992	T44.993	T44.994	T44.995	T44.996
Isoetarine	T48.6X1	T48.6X2	T48.6X3	T48.6X4	T48.6X5	T48.6X6
Isoethadione	T42.2X1	T42.2X2	T42.2X3	T42.2X4	T42.2X5	T42.2X6
Isoetharine	T44.5X1	T44.5X2	T44.5X3	T44.5X4	T44.5X5	T44.5X6
Isoflurane	T41.0X1	T41.0X2	T41.0X3	T41.0X4	T41.0X5	T41.0X6
Isoflurophate	T44.0X1	T44.0X2	T44.0X3	T44.0X4	T44.0X5	T44.0X6
Isomaltose, ferric complex	T45.4X1	T45.4X2	T45.4X3	T45.4X4	T45.4X5	T45.4X6
Isometheptene	T44.3X1	T44.3X2	T44.3X3	T44.3X4	T44.3X5	T44.3X6
Isoniazid	T37.1X1	T37.1X2	T37.1X3	T37.1X4	T37.1X5	T37.1X6
with						
rifampicin	T36.6X1	T36.6X2	T36.6X3	T36.6X4	T36.6X5	T36.6X6
thioacetazone	T37.1X1	T37.1X2	T37.1X3	T37.1X4	T37.1X5	T37.1X6
Isonicotinic acid hydrazide	T37.1X1	T37.1X2	T37.1X3	T37.1X4	T37.1X5	T37.1X6
Isonipecaine	T40.491	T40.492	T40.493	T40.494	T40.495	T40.496
Isopentaquine	T37.2X1	T37.2X2	T37.2X3	T37.2X4	T37.2X5	T37.2X6
Isophane insulin	T38.3X1	T38.3X2	T38.3X3	T38.3X4	T38.3X5	T38.3X6
Isophorone	T65.891	T65.892	T65.893	T65.894	–	–
Isophosphamide	T45.1X1	T45.1X2	T45.1X3	T45.1X4	T45.1X5	T45.1X6
Isopregnenone	T38.5X1	T38.5X2	T38.5X3	T38.5X4	T38.5X5	T38.5X6

Substance	Poisoning, Accidental (unintentional)	Poisoning, Intentional self-harm	Poisoning, Assault	Poisoning, Undetermined	Adverse effect	Underdosing
Isoprenaline	T48.6X1	T48.6X2	T48.6X3	T48.6X4	T48.6X5	T48.6X6
Isopromethazine	T43.3X1	T43.3X2	T43.3X3	T43.3X4	T43.3X5	T43.3X6
Isopropamide	T44.3X1	T44.3X2	T44.3X3	T44.3X4	T44.3X5	T44.3X6
iodide	T44.3X1	T44.3X2	T44.3X3	T44.3X4	T44.3X5	T44.3X6
Isopropanol	T51.2X1	T51.2X2	T51.2X3	T51.2X4	–	–
Isopropyl						
acetate	T52.8X1	T52.8X2	T52.8X3	T52.8X4	–	–
alcohol	T51.2X1	T51.2X2	T51.2X3	T51.2X4	–	–
medicinal	T49.4X1	T49.4X2	T49.4X3	T49.4X4	T49.4X5	T49.4X6
ether	T52.8X1	T52.8X2	T52.8X3	T52.8X4	–	–
Isopropylaminophenazone	T39.2X1	T39.2X2	T39.2X3	T39.2X4	T39.2X5	T39.2X6
Isoproterenol	T48.6X1	T48.6X2	T48.6X3	T48.6X4	T48.6X5	T48.6X6
Isosorbide dinitrate	T46.3X1	T46.3X2	T46.3X3	T46.3X4	T46.3X5	T46.3X6
Isothipendyl	T45.0X1	T45.0X2	T45.0X3	T45.0X4	T45.0X5	T45.0X6
Isotretinoin	T50.991	T50.992	T50.993	T50.994	T50.995	T50.996
Isoxazolyl penicillin	T36.0X1	T36.0X2	T36.0X3	T36.0X4	T36.0X5	T36.0X6
Isoxicam	T39.391	T39.392	T39.393	T39.394	T39.395	T39.396
Isoxsuprine	T46.7X1	T46.7X2	T46.7X3	T46.7X4	T46.7X5	T46.7X6
Ispagula	T47.4X1	T47.4X2	T47.4X3	T47.4X4	T47.4X5	T47.4X6
husk	T47.4X1	T47.4X2	T47.4X3	T47.4X4	T47.4X5	T47.4X6
Isradipine	T46.1X1	T46.1X2	T46.1X3	T46.1X4	T46.1X5	T46.1X6
l-thyroxine sodium	T38.1X1	T38.1X2	T38.1X3	T38.1X4	T38.1X5	T38.1X6
Itraconazole	T37.8X1	T37.8X2	T37.8X3	T37.8X4	T37.8X5	T37.8X6
Itramin tosilate	T46.3X1	T46.3X2	T46.3X3	T46.3X4	T46.3X5	T46.3X6
Ivermectin	T37.4X1	T37.4X2	T37.4X3	T37.4X4	T37.4X5	T37.4X6
Izoniazid	T37.1X1	T37.1X2	T37.1X3	T37.1X4	T37.1X5	T37.1X6
with thioacetazone	T37.1X1	T37.1X2	T37.1X3	T37.1X4	T37.1X5	T37.1X6

Substance	Poisoning, Accidental (unintentional)	Poisoning, Intentional self-harm	Poisoning, Assault	Poisoning, Undetermined	Adverse effect	Underdosing
Jamaica						
dogwood (bark)	T39.8X1	T39.8X2	T39.8X3	T39.8X4	T39.8X5	T39.8X6
ginger	T65.891	T65.892	T65.893	T65.894	–	–
root	T62.2X1	T62.2X2	T62.2X3	T62.2X4	–	–
Jatropha	T62.2X1	T62.2X2	T62.2X3	T62.2X4	–	–
curcas	T62.2X1	T62.2X2	T62.2X3	T62.2X4	–	–
Jectofer	T45.4X1	T45.4X2	T45.4X3	T45.4X4	T45.4X5	T45.4X6
Jellyfish (sting)	T63.621	T63.622	T63.623	T63.624	–	–
Jequirity (bean)	T62.2X1	T62.2X2	T62.2X3	T62.2X4	–	–
Jimson weed (stramonium)	T62.2X1	T62.2X2	T62.2X3	T62.2X4	–	–
seeds	T62.2X1	T62.2X2	T62.2X3	T62.2X4	–	–
Josamycin	T36.3X1	T36.3X2	T36.3X3	T36.3X4	T36.3X5	T36.3X6
Juniper tar	T49.1X1	T49.1X2	T49.1X3	T49.1X4	T49.1X5	T49.1X6
K						
Kallidinogenase	T46.7X1	T46.7X2	T46.7X3	T46.7X4	T46.7X5	T46.7X6
Kallikrein	T46.7X1	T46.7X2	T46.7X3	T46.7X4	T46.7X5	T46.7X6
Kanamycin	T36.5X1	T36.5X2	T36.5X3	T36.5X4	T36.5X5	T36.5X6
Kantrex	T36.5X1	T36.5X2	T36.5X3	T36.5X4	T36.5X5	T36.5X6
Kaolin	T47.6X1	T47.6X2	T47.6X3	T47.6X4	T47.6X5	T47.6X6
light	T47.6X1	T47.6X2	T47.6X3	T47.6X4	T47.6X5	T47.6X6
Karaya (gum)	T47.4X1	T47.4X2	T47.4X3	T47.4X4	T47.4X5	T47.4X6
Kebuzone	T39.2X1	T39.2X2	T39.2X3	T39.2X4	T39.2X5	T39.2X6
Kelevan	T60.1X1	T60.1X2	T60.1X3	T60.1X4	–	–
Kemithal	T41.1X1	T41.1X2	T41.1X3	T41.1X4	T41.1X5	T41.1X6
Kenacort	T38.0X1	T38.0X2	T38.0X3	T38.0X4	T38.0X5	T38.0X6
Keratolytic drug NEC	T49.4X1	T49.4X2	T49.4X3	T49.4X4	T49.4X5	T49.4X6
anthracene	T49.4X1	T49.4X2	T49.4X3	T49.4X4	T49.4X5	T49.4X6
Keratoplastic NEC	T49.4X1	T49.4X2	T49.4X3	T49.4X4	T49.4X5	T49.4X6

Substance	Poisoning, Accidental (unintentional)	Poisoning, Intentional self-harm	Poisoning, Assault	Poisoning, Undetermined	Adverse effect	Underdosing
Keratoplastic NEC	T49.4X1	T49.4X2	T49.4X3	T49.4X4	T49.4X5	T49.4X6
Kerosene, kerosine (fuel) (solvent) **NEC**	T52.0X1	T52.0X2	T52.0X3	T52.0X4	–	–
insecticide	T52.0X1	T52.0X2	T52.0X3	T52.0X4	–	–
vapor	T52.0X1	T52.0X2	T52.0X3	T52.0X4	–	–
Ketamine	T41.291	T41.292	T41.293	T41.294	T41.295	T41.296
Ketazolam	T42.4X1	T42.4X2	T42.4X3	T42.4X4	T42.4X5	T42.4X6
Ketazon	T39.2X1	T39.2X2	T39.2X3	T39.2X4	T39.2X5	T39.2X6
Ketobemidone	T40.491	T40.492	T40.493	T40.494	–	–
Ketoconazole	T49.0X1	T49.0X2	T49.0X3	T49.0X4	T49.0X5	T49.0X6
Ketols	T52.4X1	T52.4X2	T52.4X3	T52.4X4	–	–
Ketone oils	T52.4X1	T52.4X2	T52.4X3	T52.4X4	–	–
Ketoprofen	T39.311	T39.312	T39.313	T39.314	T39.315	T39.316
Ketorolac	T39.8X1	T39.8X2	T39.8X3	T39.8X4	T39.8X5	T39.8X6
Ketotifen	T45.0X1	T45.0X2	T45.0X3	T45.0X4	T45.0X5	T45.0X6
Khat	T43.691	T43.692	T43.693	T43.694	–	–
Khellin	T46.3X1	T46.3X2	T46.3X3	T46.3X4	T46.3X5	T46.3X6
Khelloside	T46.3X1	T46.3X2	T46.3X3	T46.3X4	T46.3X5	T46.3X6
Kiln gas or vapor (carbon monoxide)	T58.8X1	T58.8X2	T58.8X3	T58.8X4	–	–
Kitasamycin	T36.3X1	T36.3X2	T36.3X3	T36.3X4	T36.3X5	T36.3X6
Konsyl	T47.4X1	T47.4X2	T47.4X3	T47.4X4	T47.4X5	T47.4X6
Kosam seed	T62.2X1	T62.2X2	T62.2X3	T62.2X4	–	–
Krait (venom)	T63.091	T63.092	T63.093	T63.094	–	–
Kwell (insecticide)	T60.1X1	T60.1X2	T60.1X3	T60.1X4	–	–
anti-infective (topical)	T49.0X1	T49.0X2	T49.0X3	T49.0X4	T49.0X5	T49.0X6

Substance	Poisoning, Accidental (unintentional)	Poisoning, Intentional self-harm	Poisoning, Assault	Poisoning, Undetermined	Adverse effect	Underdosing
			L			
Labetalol	T44.8X1	T44.8X2	T44.8X3	T44.8X4	T44.8X5	T44.8X6
Laburnum (seeds)	T62.2X1	T62.2X2	T62.2X3	T62.2X4	–	–
leaves	T62.2X1	T62.2X2	T62.2X3	T62.2X4	–	–
Lachesine	T49.5X1	T49.5X2	T49.5X3	T49.5X4	T49.5X5	T49.5X6
Lacidipine	T46.5X1	T46.5X2	T46.5X3	T46.5X4	T46.5X5	T46.5X6
Lacquer	T65.6X1	T65.6X2	T65.6X3	T65.6X4	–	–
Lacrimogenic gas	T59.3X1	T59.3X2	T59.3X3	T59.3X4	–	–
Lactated potassic saline	T50.3X1	T50.3X2	T50.3X3	T50.3X4	T50.3X5	T50.3X6
Lactic acid	T49.8X1	T49.8X2	T49.8X3	T49.8X4	T49.8X5	T49.8X6
Lactobacillus						
acidophilus	T47.6X1	T47.6X2	T47.6X3	T47.6X4	T47.6X5	T47.6X6
compound	T47.6X1	T47.6X2	T47.6X3	T47.6X4	T47.6X5	T47.6X6
bifidus, lyophilized	T47.6X1	T47.6X2	T47.6X3	T47.6X4	T47.6X5	T47.6X6
bulgaricus	T47.6X1	T47.6X2	T47.6X3	T47.6X4	T47.6X5	T47.6X6
sporogenes	T47.6X1	T47.6X2	T47.6X3	T47.6X4	T47.6X5	T47.6X6
Lactoflavin	T45.2X1	T45.2X2	T45.2X3	T45.2X4	T45.2X5	T45.2X6
Lactose (as excipient)	T50.901	T50.902	T50.903	T50.904	T50.905	T50.906
Lactuca (virosa) (extract)	T42.6X1	T42.6X2	T42.6X3	T42.6X4	T42.6X5	T42.6X6
Lactucarium	T42.6X1	T42.6X2	T42.6X3	T42.6X4	T42.6X5	T42.6X6
Lactulose	T47.3X1	T47.3X2	T47.3X3	T47.3X4	T47.3X5	T47.3X6
Laevo — *see* Levo-						
Lanatosides	T46.0X1	T46.0X2	T46.0X3	T46.0X4	T46.0X5	T46.0X6
Lanolin	T49.3X1	T49.3X2	T49.3X3	T49.3X4	T49.3X5	T49.3X6
Largactil	T43.3X1	T43.3X2	T43.3X3	T43.3X4	T43.3X5	T43.3X6
Larkspur	T62.2X1	T62.2X2	T62.2X3	T62.2X4	–	–

Substance	Poisoning, Accidental (unintentional)	Poisoning, Intentional self-harm	Poisoning, Assault	Poisoning, Undetermined	Adverse effect	Underdosing
Laroxyl	T43.011	T43.012	T43.013	T43.014	T43.015	T43.016
Lasix	T50.1X1	T50.1X2	T50.1X3	T50.1X4	T50.1X5	T50.1X6
Lassar's paste	T49.4X1	T49.4X2	T49.4X3	T49.4X4	T49.4X5	T49.4X6
Latamoxef	T36.1X1	T36.1X2	T36.1X3	T36.1X4	T36.1X5	T36.1X6
Latex	T65.811	T65.812	T65.813	T65.814	–	–
Lathyrus (seed)	T62.2X1	T62.2X2	T62.2X3	T62.2X4	–	–
Laudanum	T40.0X1	T40.0X2	T40.0X3	T40.0X4	T40.0X5	T40.0X6
Laudexium	T48.1X1	T48.1X2	T48.1X3	T48.1X4	T48.1X5	T48.1X6
Laughing gas	T41.0X1	T41.0X2	T41.0X3	T41.0X4	T41.0X5	T41.0X6
Laurel, black or cherry	T62.2X1	T62.2X2	T62.2X3	T62.2X4	–	–
Laurolinium	T49.0X1	T49.0X2	T49.0X3	T49.0X4	T49.0X5	T49.0X6
Lauryl sulfoacetate	T49.2X1	T49.2X2	T49.2X3	T49.2X4	T49.2X5	T49.2X6
Laxative NEC	T47.4X1	T47.4X2	T47.4X3	T47.4X4	T47.4X5	T47.4X6
osmotic	T47.3X1	T47.3X2	T47.3X3	T47.3X4	T47.3X5	T47.3X6
saline	T47.3X1	T47.3X2	T47.3X3	T47.3X4	T47.3X5	T47.3X6
stimulant	T47.2X1	T47.2X2	T47.2X3	T47.2X4	T47.2X5	T47.2X6
L-dopa	T42.8X1	T42.8X2	T42.8X3	T42.8X4	T42.8X5	T42.8X6
Lead (dust) (fumes) (vapor) **NEC**	T56.0X1	T56.0X2	T56.0X3	T56.0X4	–	–
acetate	T49.2X1	T49.2X2	T49.2X3	T49.2X4	T49.2X5	T49.2X6
alkyl (fuel additive)	T56.0X1	T56.0X2	T56.0X3	T56.0X4	–	–
anti-infectives	T37.8X1	T37.8X2	T37.8X3	T37.8X4	T37.8X5	T37.8X6
antiknock compound (tetraethyl)	T56.0X1	T56.0X2	T56.0X3	T56.0X4	–	–
arsenate, arsenite (dust)(herbicide) (insecticide) (vapor)	T57.0X1	T57.0X2	T57.0X3	T57.0X4	–	–

Substance	Poisoning, Accidental (unintentional)	Poisoning, Intentional self-harm	Poisoning, Assault	Poisoning, Undetermined	Adverse effect	Underdosing
paint	T56.0X1	T56.0X2	T56.0X3	T56.0X4	–	–
chromate	T56.0X1	T56.0X2	T56.0X3	T56.0X4	–	–
paint	T56.0X1	T56.0X2	T56.0X3	T56.0X4	–	–
dioxide	T56.0X1	T56.0X2	T56.0X3	T56.0X4	–	–
inorganic	T56.0X1	T56.0X2	T56.0X3	T56.0X4	–	–
iodide	T56.0X1	T56.0X2	T56.0X3	T56.0X4	–	–
pigment (paint)	T56.0X1	T56.0X2	T56.0X3	T56.0X4	–	–
monoxide (dust)	T56.0X1	T56.0X2	T56.0X3	T56.0X4	–	–
paint	T56.0X1	T56.0X2	T56.0X3	T56.0X4	–	–
organic	T56.0X1	T56.0X2	T56.0X3	T56.0X4	–	–
oxide	T56.0X1	T56.0X2	T56.0X3	T56.0X4	–	–
paint	T56.0X1	T56.0X2	T56.0X3	T56.0X4	–	–
paint	T56.0X1	T56.0X2	T56.0X3	T56.0X4	–	–
salts	T56.0X1	T56.0X2	T56.0X3	T56.0X4	–	–
specified compound NEC	T56.0X1	T56.0X2	T56.0X3	T56.0X4	–	–
tetra-ethyl	T56.0X1	T56.0X2	T56.0X3	T56.0X4	–	–
Lebanese red	T40.711	T40.712	T40.713	T40.714	T40.715	T40.716
Lefetamine	T39.8X1	T39.8X2	T39.8X3	T39.8X4	T39.8X5	T39.8X6
Lenperone	T43.4X1	T43.4X2	T43.4X3	T43.4X4	T43.4X5	T43.4X6
Lente Iletin (insulin)	T38.3X1	T38.3X2	T38.3X3	T38.3X4	T38.3X5	T38.3X6
Leptazol	T50.7X1	T50.7X2	T50.7X3	T50.7X4	T50.7X5	T50.7X6
Leptophos	T60.0X1	T60.0X2	T60.0X3	T60.0X4	–	–
Leritine	T40.2X1	T40.2X2	T40.2X3	T40.2X4	T40.2X5	T40.2X6
Letosteine	T48.4X1	T48.4X2	T48.4X3	T48.4X4	T48.4X5	T48.4X6
Letter	T38.1X1	T38.1X2	T38.1X3	T38.1X4	T38.1X5	T38.1X6
Lettuce opium	T42.6X1	T42.6X2	T42.6X3	T42.6X4	T42.6X5	T42.6X6

Substance	Poisoning, Accidental (unintentional)	Poisoning, Intentional self-harm	Poisoning, Assault	Poisoning, Undetermined	Adverse effect	Underdosing
Leucinocaine	T41.3X1	T41.3X2	T41.3X3	T41.3X4	T41.3X5	T41.3X6
Leucocianidol	T46.991	T46.992	T46.993	T46.994	T46.995	T46.996
Leucovorin (factor)	T45.8X1	T45.8X2	T45.8X3	T45.8X4	T45.8X5	T45.8X6
Leukeran	T45.1X1	T45.1X2	T45.1X3	T45.1X4	T45.1X5	T45.1X6
Leuprolide	T38.891	T38.892	T38.893	T38.894	T38.895	T38.896
Levalbuterol	T48.6X1	T48.6X2	T48.6X3	T48.6X4	T48.6X5	T48.6X6
Levallorphan	T50.7X1	T50.7X2	T50.7X3	T50.7X4	T50.7X5	T50.7X6
Levamisole	T37.4X1	T37.4X2	T37.4X3	T37.4X4	T37.4X5	T37.4X6
Levanil	T42.6X1	T42.6X2	T42.6X3	T42.6X4	T42.6X5	T42.6X6
Levarterenol	T44.4X1	T44.4X2	T44.4X3	T44.4X4	T44.4X5	T44.4X6
Levdropropizine	T48.3X1	T48.3X2	T48.3X3	T48.3X4	T48.3X5	T48.3X6
Levobunolol	T49.5X1	T49.5X2	T49.5X3	T49.5X4	T49.5X5	T49.5X6
Levocabastine (hydrochloride)	T45.0X1	T45.0X2	T45.0X3	T45.0X4	T45.0X5	T45.0X6
Levocarnitine	T50.991	T50.992	T50.993	T50.994	T50.995	T50.996
Levodopa	T42.8X1	T42.8X2	T42.8X3	T42.8X4	T42.8X5	T42.8X6
with carbidopa	T42.8X1	T42.8X2	T42.8X3	T42.8X4	T42.8X5	T42.8X6
Levo-dromoran	T40.2X1	T40.2X2	T40.2X3	T40.2X4	T40.2X5	T40.2X6
Levoglutamide	T50.991	T50.992	T50.993	T50.994	T50.995	T50.996
Levoid	T38.1X1	T38.1X2	T38.1X3	T38.1X4	T38.1X5	T38.1X6
Levo-iso-methadone	T40.3X1	T40.3X2	T40.3X3	T40.3X4	T40.3X5	T40.3X6
Levomepromazine	T43.3X1	T43.3X2	T43.3X3	T43.3X4	T43.3X5	T43.3X6
Levonordefrin	T49.6X1	T49.6X2	T49.6X3	T49.6X4	T49.6X5	T49.6X6
Levonorgestrel	T38.4X1	T38.4X2	T38.4X3	T38.4X4	T38.4X5	T38.4X6
with ethinylestradiol	T38.5X1	T38.5X2	T38.5X3	T38.5X4	T38.5X5	T38.5X6
Levopromazine	T43.3X1	T43.3X2	T43.3X3	T43.3X4	T43.3X5	T43.3X6
Levoprome	T42.6X1	T42.6X2	T42.6X3	T42.6X4	T42.6X5	T42.6X6

Substance	Poisoning, Accidental (unintentional)	Poisoning, Intentional self-harm	Poisoning, Assault	Poisoning, Undetermined	Adverse effect	Underdosing
Levopropoxyphene	T40.491	T40.492	T40.493	T40.494	T40.495	T40.496
Levopropylhexedrine	T50.5X1	T50.5X2	T50.5X3	T50.5X4	T50.5X5	T50.5X6
Levoproxyphylline	T48.6X1	T48.6X2	T48.6X3	T48.6X4	T48.6X5	T48.6X6
Levorphanol	T40.491	T40.492	T40.493	T40.494	T40.495	T40.496
Levothyroxine	T38.1X1	T38.1X2	T38.1X3	T38.1X4	T38.1X5	T38.1X6
sodium	T38.1X1	T38.1X2	T38.1X3	T38.1X4	T38.1X5	T38.1X6
Levsin	T44.3X1	T44.3X2	T44.3X3	T44.3X4	T44.3X5	T44.3X6
Levulose	T50.3X1	T50.3X2	T50.3X3	T50.3X4	T50.3X5	T50.3X6
Lewisite (gas), **not in war**	T57.0X1	T57.0X2	T57.0X3	T57.0X4	–	–
Librium	T42.4X1	T42.4X2	T42.4X3	T42.4X4	T42.4X5	T42.4X6
Lidex	T49.0X1	T49.0X2	T49.0X3	T49.0X4	T49.0X5	T49.0X6
Lidocaine	T41.3X1	T41.3X2	T41.3X3	T41.3X4	T41.3X5	T41.3X6
regional	T41.3X1	T41.3X2	T41.3X3	T41.3X4	T41.3X5	T41.3X6
spinal	T41.3X1	T41.3X2	T41.3X3	T41.3X4	T41.3X5	T41.3X6
Lidofenin	T50.8X1	T50.8X2	T50.8X3	T50.8X4	T50.8X5	T50.8X6
Lidoflazine	T46.1X1	T46.1X2	T46.1X3	T46.1X4	T46.1X5	T46.1X6
Lighter fluid	T52.0X1	T52.0X2	T52.0X3	T52.0X4	–	–
Lignin hemicellulose	T47.6X1	T47.6X2	T47.6X3	T47.6X4	T47.6X5	T47.6X6
Lignocaine	T41.3X1	T41.3X2	T41.3X3	T41.3X4	T41.3X5	T41.3X6
regional	T41.3X1	T41.3X2	T41.3X3	T41.3X4	T41.3X5	T41.3X6
spinal	T41.3X1	T41.3X2	T41.3X3	T41.3X4	T41.3X5	T41.3X6
Ligroin (e) (solvent)	T52.0X1	T52.0X2	T52.0X3	T52.0X4	–	–
vapor	T59.891	T59.892	T59.893	T59.894	–	–
Ligustrum vulgare	T62.2X1	T62.2X2	T62.2X3	T62.2X4	–	–
Lily of the valley	T62.2X1	T62.2X2	T62.2X3	T62.2X4	–	–

Substance	Poisoning, Accidental (unintentional)	Poisoning, Intentional self-harm	Poisoning, Assault	Poisoning, Undetermined	Adverse effect	Underdosing
Lime (chloride)	T54.3X1	T54.3X2	T54.3X3	T54.3X4	–	–
Limonene	T52.8X1	T52.8X2	T52.8X3	T52.8X4	–	–
Lincomycin	T36.8X1	T36.8X2	T36.8X3	T36.8X4	T36.8X5	T36.8X6
Lindane (insecticide) (nonmedicinal) (vapor)	T53.6X1	T53.6X2	T53.6X3	T53.6X4	–	–
medicinal	T49.0X1	T49.0X2	T49.0X3	T49.0X4	T49.0X5	T49.0X6
Liniments NEC	T49.91	T49.92	T49.93	T49.94	T49.95	T49.96
Linoleic acid	T46.6X1	T46.6X2	T46.6X3	T46.6X4	T46.6X5	T46.6X6
Linolenic acid	T46.6X1	T46.6X2	T46.6X3	T46.6X4	T46.6X5	T46.6X6
Linseed	T47.4X1	T47.4X2	T47.4X3	T47.4X4	T47.4X5	T47.4X6
Liothyronine	T38.1X1	T38.1X2	T38.1X3	T38.1X4	T38.1X5	T38.1X6
Liotrix	T38.1X1	T38.1X2	T38.1X3	T38.1X4	T38.1X5	T38.1X6
Lipancreatin	T47.5X1	T47.5X2	T47.5X3	T47.5X4	T47.5X5	T47.5X6
Lipo-alprostadil	T46.7X1	T46.7X2	T46.7X3	T46.7X4	T46.7X5	T46.7X6
Lipo-Lutin	T38.5X1	T38.5X2	T38.5X3	T38.5X4	T38.5X5	T38.5X6
Lipotropic drug NEC	T50.901	T50.902	T50.903	T50.904	T50.905	T50.906
Liquefied petroleum gases	T59.891	T59.892	T59.893	T59.894	–	–
piped (pure or mixed with air)	T59.891	T59.892	T59.893	T59.894	–	–
Liquid						
paraffin	T47.4X1	T47.4X2	T47.4X3	T47.4X4	T47.4X5	T47.4X6
petrolatum	T47.4X1	T47.4X2	T47.4X3	T47.4X4	T47.4X5	T47.4X6
topical	T49.3X1	T49.3X2	T49.3X3	T49.3X4	T49.3X5	T49.3X6
specified NEC	T65.891	T65.892	T65.893	T65.894	–	–
substance	T65.91	T65.92	T65.93	T65.94	–	–
Liquor creosolis compositus	T65.891	T65.892	T65.893	T65.894	–	–

Substance	Poisoning, Accidental (unintentional)	Poisoning, Intentional self-harm	Poisoning, Assault	Poisoning, Undetermined	Adverse effect	Underdosing
Liquorice	T48.4X1	T48.4X2	T48.4X3	T48.4X4	T48.4X5	T48.4X6
extract	T47.8X1	T47.8X2	T47.8X3	T47.8X4	T47.8X5	T47.8X6
Lisinopril	T46.4X1	T46.4X2	T46.4X3	T46.4X4	T46.4X5	T46.4X6
Lisuride	T42.8X1	T42.8X2	T42.8X3	T42.8X4	T42.8X5	T42.8X6
Lithane	T43.8X1	T43.8X2	T43.8X3	T43.8X4	T43.8X5	T43.8X6
Lithium	T56.891	T56.892	T56.893	T56.894	–	–
gluconate	T43.591	T43.592	T43.593	T43.594	T43.595	T43.596
salts (carbonate)	T43.591	T43.592	T43.593	T43.594	T43.595	T43.596
Lithonate	T43.8X1	T43.8X2	T43.8X3	T43.8X4	T43.8X5	T43.8X6
Liver						
extract	T45.8X1	T45.8X2	T45.8X3	T45.8X4	T45.8X5	T45.8X6
for parenteral use	T45.8X1	T45.8X2	T45.8X3	T45.8X4	T45.8X5	T45.8X6
fraction 1	T45.8X1	T45.8X2	T45.8X3	T45.8X4	T45.8X5	T45.8X6
hydrolysate	T45.8X1	T45.8X2	T45.8X3	T45.8X4	T45.8X5	T45.8X6
Lizard (bite) (venom)	T63.121	T63.122	T63.123	T63.124	–	–
LMD	T45.8X1	T45.8X2	T45.8X3	T45.8X4	T45.8X5	T45.8X6
Lobelia	T62.2X1	T62.2X2	T62.2X3	T62.2X4	–	–
Lobeline	T50.7X1	T50.7X2	T50.7X3	T50.7X4	T50.7X5	T50.7X6
Local action drug NEC	T49.8X1	T49.8X2	T49.8X3	T49.8X4	T49.8X5	T49.8X6
Locorten	T49.0X1	T49.0X2	T49.0X3	T49.0X4	T49.0X5	T49.0X6
Lofepramine	T43.011	T43.012	T43.013	T43.014	T43.015	T43.016
Lolium temulentum	T62.2X1	T62.2X2	T62.2X3	T62.2X4	–	–
Lomotil	T47.6X1	T47.6X2	T47.6X3	T47.6X4	T47.6X5	T47.6X6
Lomustine	T45.1X1	T45.1X2	T45.1X3	T45.1X4	T45.1X5	T45.1X6
Lonidamine	T45.1X1	T45.1X2	T45.1X3	T45.1X4	T45.1X5	T45.1X6
Loperamide	T47.6X1	T47.6X2	T47.6X3	T47.6X4	T47.6X5	T47.6X6

Substance	Poisoning, Accidental (unintentional)	Poisoning, Intentional self-harm	Poisoning, Assault	Poisoning, Undetermined	Adverse effect	Underdosing
Loprazolam	T42.4X1	T42.4X2	T42.4X3	T42.4X4	T42.4X5	T42.4X6
Lorajmine	T46.2X1	T46.2X2	T46.2X3	T46.2X4	T46.2X5	T46.2X6
Loratidine	T45.0X1	T45.0X2	T45.0X3	T45.0X4	T45.0X5	T45.0X6
Lorazepam	T42.4X1	T42.4X2	T42.4X3	T42.4X4	T42.4X5	T42.4X6
Lorcainide	T46.2X1	T46.2X2	T46.2X3	T46.2X4	T46.2X5	T46.2X6
Lormetazepam	T42.4X1	T42.4X2	T42.4X3	T42.4X4	T42.4X5	T42.4X6
Lotions NEC	T49.91	T49.92	T49.93	T49.94	T49.95	T49.96
Lotusate	T42.3X1	T42.3X2	T42.3X3	T42.3X4	T42.3X5	T42.3X6
Lovastatin	T46.6X1	T46.6X2	T46.6X3	T46.6X4	T46.6X5	T46.6X6
Lowila	T49.2X1	T49.2X2	T49.2X3	T49.2X4	T49.2X5	T49.2X6
Loxapine	T43.591	T43.592	T43.593	T43.594	T43.595	T43.596
Lozenges (throat)	T49.6X1	T49.6X2	T49.6X3	T49.6X4	T49.6X5	T49.6X6
LSD	T40.8X1	T40.8X2	T40.8X3	T40.8X4	–	–
L-Tryptophan — *see* amino acid						
Lubricant, eye	T49.5X1	T49.5X2	T49.5X3	T49.5X4	T49.5X5	T49.5X6
Lubricating oil NEC	T52.0X1	T52.0X2	T52.0X3	T52.0X4	–	–
Lucanthone	T37.4X1	T37.4X2	T37.4X3	T37.4X4	T37.4X5	T37.4X6
Luminal	T42.3X1	T42.3X2	T42.3X3	T42.3X4	T42.3X5	T42.3X6
Lung irritant (gas) NEC	T59.91	T59.92	T59.93	T59.94	–	–
Luteinizing hormone	T38.811	T38.812	T38.813	T38.814	T38.815	T38.816
Lutocylol	T38.5X1	T38.5X2	T38.5X3	T38.5X4	T38.5X5	T38.5X6
Lutromone	T38.5X1	T38.5X2	T38.5X3	T38.5X4	T38.5X5	T38.5X6
Lututrin	T48.291	T48.292	T48.293	T48.294	T48.295	T48.296
Lye (concentrated)	T54.3X1	T54.3X2	T54.3X3	T54.3X4	–	–

Substance	Poisoning, Accidental (unintentional)	Poisoning, Intentional self-harm	Poisoning, Assault	Poisoning, Undetermined	Adverse effect	Underdosing
Lygranum (skin test)	T50.8X1	T50.8X2	T50.8X3	T50.8X4	T50.8X5	T50.8X6
Lymecycline	T36.4X1	T36.4X2	T36.4X3	T36.4X4	T36.4X5	T36.4X6
Lymphogranuloma venereum antigen	T50.8X1	T50.8X2	T50.8X3	T50.8X4	T50.8X5	T50.8X6
Lynestrenol	T38.4X1	T38.4X2	T38.4X3	T38.4X4	T38.4X5	T38.4X6
Lyovac Sodium Edecrin	T50.1X1	T50.1X2	T50.1X3	T50.1X4	T50.1X5	T50.1X6
Lypressin	T38.891	T38.892	T38.893	T38.894	T38.895	T38.896
Lysergic acid diethylamide	T40.8X1	T40.8X2	T40.8X3	T40.8X4	--	--
Lysergide	T40.8X1	T40.8X2	T40.8X3	T40.8X4	--	--
Lysine vasopressin	T38.891	T38.892	T38.893	T38.894	T38.895	T38.896
Lysol	T54.1X1	T54.1X2	T54.1X3	T54.1X4	--	--
Lysozyme	T49.0X1	T49.0X2	T49.0X3	T49.0X4	T49.0X5	T49.0X6
Lytta (vitatta)	T49.8X1	T49.8X2	T49.8X3	T49.8X4	T49.8X5	T49.8X6
M						
Mace	T59.3X1	T59.3X2	T59.3X3	T59.3X4	--	--
Macrogol	T50.991	T50.992	T50.993	T50.994	T50.995	T50.996
Macrolide						
anabolic drug	T38.7X1	T38.7X2	T38.7X3	T38.7X4	T38.7X5	T38.7X6
antibiotic	T36.3X1	T36.3X2	T36.3X3	T36.3X4	T36.3X5	T36.3X6
Mafenide	T49.0X1	T49.0X2	T49.0X3	T49.0X4	T49.0X5	T49.0X6
Magaldrate	T47.1X1	T47.1X2	T47.1X3	T47.1X4	T47.1X5	T47.1X6
Magic mushroom	T40.991	T40.992	T40.993	T40.994	--	--
Magnamycin	T36.8X1	T36.8X2	T36.8X3	T36.8X4	T36.8X5	T36.8X6
Magnesia magma	T47.1X1	T47.1X2	T47.1X3	T47.1X4	T47.1X5	T47.1X6

Substance	Poisoning, Accidental (unintentional)	Poisoning, Intentional self-harm	Poisoning, Assault	Poisoning, Undetermined	Adverse effect	Underdosing
Magnesium NEC	T56.891	T56.892	T56.893	T56.894	–	–
carbonate	T47.1X1	T47.1X2	T47.1X3	T47.1X4	T47.1X5	T47.1X6
citrate	T47.4X1	T47.4X2	T47.4X3	T47.4X4	T47.4X5	T47.4X6
hydroxide	T47.1X1	T47.1X2	T47.1X3	T47.1X4	T47.1X5	T47.1X6
oxide	T47.1X1	T47.1X2	T47.1X3	T47.1X4	T47.1X5	T47.1X6
peroxide	T49.0X1	T49.0X2	T49.0X3	T49.0X4	T49.0X5	T49.0X6
salicylate	T39.091	T39.092	T39.093	T39.094	T39.095	T39.096
silicofluoride	T50.3X1	T50.3X2	T50.3X3	T50.3X4	T50.3X5	T50.3X6
sulfate	T47.4X1	T47.4X2	T47.4X3	T47.4X4	T47.4X5	T47.4X6
thiosulfate	T45.0X1	T45.0X2	T45.0X3	T45.0X4	T45.0X5	T45.0X6
trisilicate	T47.1X1	T47.1X2	T47.1X3	T47.1X4	T47.1X5	T47.1X6
Malathion (medicinal)	T49.0X1	T49.0X2	T49.0X3	T49.0X4	T49.0X5	T49.0X6
insecticide	T60.0X1	T60.0X2	T60.0X3	T60.0X4	–	–
Male fern extract	T37.4X1	T37.4X2	T37.4X3	T37.4X4	T37.4X5	T37.4X6
M-AMSA	T45.1X1	T45.1X2	T45.1X3	T45.1X4	T45.1X5	T45.1X6
Mandelic acid	T37.8X1	T37.8X2	T37.8X3	T37.8X4	T37.8X5	T37.8X6
Manganese (dioxide) (salts)	T57.2X1	T57.2X2	T57.2X3	T57.2X4	–	–
medicinal	T50.991	T50.992	T50.993	T50.994	T50.995	T50.996
Mannitol	T47.3X1	T47.3X2	T47.3X3	T47.3X4	T47.3X5	T47.3X6
hexanitrate	T46.3X1	T46.3X2	T46.3X3	T46.3X4	T46.3X5	T46.3X6
Mannomustine	T45.1X1	T45.1X2	T45.1X3	T45.1X4	T45.1X5	T45.1X6
MAO inhibitors	T43.1X1	T43.1X2	T43.1X3	T43.1X4	T43.1X5	T43.1X6
Mapharsen	T37.8X1	T37.8X2	T37.8X3	T37.8X4	T37.8X5	T37.8X6
Maphenide	T49.0X1	T49.0X2	T49.0X3	T49.0X4	T49.0X5	T49.0X6

Substance	Poisoning, Accidental (unintentional)	Poisoning, Intentional self-harm	Poisoning, Assault	Poisoning, Undetermined	Adverse effect	Underdosing
Maprotiline	T43.021	T43.022	T43.023	T43.024	T43.025	T43.026
Marcaine	T41.3X1	T41.3X2	T41.3X3	T41.3X4	T41.3X5	T41.3X6
infiltration (subcutaneous)	T41.3X1	T41.3X2	T41.3X3	T41.3X4	T41.3X5	T41.3X6
nerve block (peripheral) (plexus)	T41.3X1	T41.3X2	T41.3X3	T41.3X4	T41.3X5	T41.3X6
Marezine	T45.0X1	T45.0X2	T45.0X3	T45.0X4	T45.0X5	T45.0X6
Marihuana	T40.711	T40.712	T40.713	T40.714	T40.715	T40.716
Marijuana	T40.711	T40.712	T40.713	T40.714	T40.715	T40.716
Marine (sting)	T63.691	T63.692	T63.693	T63.694	–	–
animals (sting)	T63.691	T63.692	T63.693	T63.694	–	–
plants (sting)	T63.711	T63.712	T63.713	T63.714	–	–
Marplan	T43.1X1	T43.1X2	T43.1X3	T43.1X4	T43.1X5	T43.1X6
Marsh gas	T59.891	T59.892	T59.893	T59.894	–	–
Marsilid	T43.1X1	T43.1X2	T43.1X3	T43.1X4	T43.1X5	T43.1X6
Matulane	T45.1X1	T45.1X2	T45.1X3	T45.1X4	T45.1X5	T45.1X6
Mazindol	T50.5X1	T50.5X2	T50.5X3	T50.5X4	T50.5X5	T50.5X6
MCPA	T60.3X1	T60.3X2	T60.3X3	T60.3X4	–	–
MDMA	T43.641	T43.642	T43.643	T43.644	–	–
Meadow saffron	T62.2X1	T62.2X2	T62.2X3	T62.2X4	–	–
Measles virus vaccine (attenuated)	T50.B91	T50.B92	T50.B93	T50.B94	T50.B95	T50.B96
Meat, noxious	T62.8X1	T62.8X2	T62.8X3	T62.8X4	–	–
Meballymal	T42.3X1	T42.3X2	T42.3X3	T42.3X4	T42.3X5	T42.3X6
Mebanazine	T43.1X1	T43.1X2	T43.1X3	T43.1X4	T43.1X5	T43.1X6
Mebaral	T42.3X1	T42.3X2	T42.3X3	T42.3X4	T42.3X5	T42.3X6
Mebendazole	T37.4X1	T37.4X2	T37.4X3	T37.4X4	T37.4X5	T37.4X6
Mebeverine	T44.3X1	T44.3X2	T44.3X3	T44.3X4	T44.3X5	T44.3X6

Substance	Poisoning, Accidental (unintentional)	Poisoning, Intentional self-harm	Poisoning, Assault	Poisoning, Undetermined	Adverse effect	Underdosing
Mebhydrolin	T45.0X1	T45.0X2	T45.0X3	T45.0X4	T45.0X5	T45.0X6
Mebumal	T42.3X1	T42.3X2	T42.3X3	T42.3X4	T42.3X5	T42.3X6
Mebutamate	T43.591	T43.592	T43.593	T43.594	T43.595	T43.596
Mecamylamine	T44.2X1	T44.2X2	T44.2X3	T44.2X4	T44.2X5	T44.2X6
Mechlorethamine	T45.1X1	T45.1X2	T45.1X3	T45.1X4	T45.1X5	T45.1X6
Mecillinam	T36.0X1	T36.0X2	T36.0X3	T36.0X4	T36.0X5	T36.0X6
Meclizine (hydrochloride)	T45.0X1	T45.0X2	T45.0X3	T45.0X4	T45.0X5	T45.0X6
Meclocycline	T36.4X1	T36.4X2	T36.4X3	T36.4X4	T36.4X5	T36.4X6
Meclofenamate	T39.391	T39.392	T39.393	T39.394	T39.395	T39.396
Meclofenamic acid	T39.391	T39.392	T39.393	T39.394	T39.395	T39.396
Meclofenoxate	T43.691	T43.692	T43.693	T43.694	T43.695	T43.696
Meclozine	T45.0X1	T45.0X2	T45.0X3	T45.0X4	T45.0X5	T45.0X6
Mecobalamin	T45.8X1	T45.8X2	T45.8X3	T45.8X4	T45.8X5	T45.8X6
Mecoprop	T60.3X1	T60.3X2	T60.3X3	T60.3X4	–	–
Mecrilate	T49.3X1	T49.3X2	T49.3X3	T49.3X4	T49.3X5	T49.3X6
Mecysteine	T48.4X1	T48.4X2	T48.4X3	T48.4X4	T48.4X5	T48.4X6
Medazepam	T42.4X1	T42.4X2	T42.4X3	T42.4X4	T42.4X5	T42.4X6
Medicament NEC	T50.901	T50.902	T50.903	T50.904	T50.905	T50.906
Medinal	T42.3X1	T42.3X2	T42.3X3	T42.3X4	T42.3X5	T42.3X6
Medomin	T42.3X1	T42.3X2	T42.3X3	T42.3X4	T42.3X5	T42.3X6
Medrogestone	T38.5X1	T38.5X2	T38.5X3	T38.5X4	T38.5X5	T38.5X6
Medroxalol	T44.8X1	T44.8X2	T44.8X3	T44.8X4	T44.8X5	T44.8X6
Medroxyprogesterone acetate (depot)	T38.5X1	T38.5X2	T38.5X3	T38.5X4	T38.5X5	T38.5X6
Medrysone	T49.0X1	T49.0X2	T49.0X3	T49.0X4	T49.0X5	T49.0X6
Mefenamic acid	T39.391	T39.392	T39.393	T39.394	T39.395	T39.396

Substance	Poisoning, Accidental (unintentional)	Poisoning, Intentional self-harm	Poisoning, Assault	Poisoning, Undetermined	Adverse effect	Underdosing
Mefenorex	T50.5X1	T50.5X2	T50.5X3	T50.5X4	T50.5X5	T50.5X6
Mefloquine	T37.2X1	T37.2X2	T37.2X3	T37.2X4	T37.2X5	T37.2X6
Mefruside	T50.2X1	T50.2X2	T50.2X3	T50.2X4	T50.2X5	T50.2X6
Megahallucinogen	T40.901	T40.902	T40.903	T40.904	T40.905	T40.906
Megestrol	T38.5X1	T38.5X2	T38.5X3	T38.5X4	T38.5X5	T38.5X6
Meglumine						
antimoniate	T37.8X1	T37.8X2	T37.8X3	T37.8X4	T37.8X5	T37.8X6
diatrizoate	T50.8X1	T50.8X2	T50.8X3	T50.8X4	T50.8X5	T50.8X6
iodipamide	T50.8X1	T50.8X2	T50.8X3	T50.8X4	T50.8X5	T50.8X6
iotroxate	T50.8X1	T50.8X2	T50.8X3	T50.8X4	T50.8X5	T50.8X6
MEK (methyl ethyl ketone)	T52.4X1	T52.4X2	T52.4X3	T52.4X4	–	–
Meladinin	T49.3X1	T49.3X2	T49.3X3	T49.3X4	T49.3X5	T49.3X6
Meladrazine	T44.3X1	T44.3X2	T44.3X3	T44.3X4	T44.3X5	T44.3X6
Melaleuca alternifolia oil	T49.0X1	T49.0X2	T49.0X3	T49.0X4	T49.0X5	T49.0X6
Melanizing agents	T49.3X1	T49.3X2	T49.3X3	T49.3X4	T49.3X5	T49.3X6
Melanocyte-stimulating hormone	T38.891	T38.892	T38.893	T38.894	T38.895	T38.896
Melarsonyl potassium	T37.3X1	T37.3X2	T37.3X3	T37.3X4	T37.3X5	T37.3X6
Melarsoprol	T37.3X1	T37.3X2	T37.3X3	T37.3X4	T37.3X5	T37.3X6
Melia azedarach	T62.2X1	T62.2X2	T62.2X3	T62.2X4	–	–
Melitracen	T43.011	T43.012	T43.013	T43.014	T43.015	T43.016
Mellaril	T43.3X1	T43.3X2	T43.3X3	T43.3X4	T43.3X5	T43.3X6
Meloxine	T49.3X1	T49.3X2	T49.3X3	T49.3X4	T49.3X5	T49.3X6
Melperone	T43.4X1	T43.4X2	T43.4X3	T43.4X4	T43.4X5	T43.4X6
Melphalan	T45.1X1	T45.1X2	T45.1X3	T45.1X4	T45.1X5	T45.1X6
Memantine	T43.8X1	T43.8X2	T43.8X3	T43.8X4	T43.8X5	T43.8X6

Substance	Poisoning, Accidental (unintentional)	Poisoning, Intentional self-harm	Poisoning, Assault	Poisoning, Undetermined	Adverse effect	Underdosing
Menadiol	T45.7X1	T45.7X2	T45.7X3	T45.7X4	T45.7X5	T45.7X6
sodium sulfate	T45.7X1	T45.7X2	T45.7X3	T45.7X4	T45.7X5	T45.7X6
Menadione	T45.7X1	T45.7X2	T45.7X3	T45.7X4	T45.7X5	T45.7X6
sodium bisulfite	T45.7X1	T45.7X2	T45.7X3	T45.7X4	T45.7X5	T45.7X6
Menaphthone	T45.7X1	T45.7X2	T45.7X3	T45.7X4	T45.7X5	T45.7X6
Menaquinone	T45.7X1	T45.7X2	T45.7X3	T45.7X4	T45.7X5	T45.7X6
Menatetrenone	T45.7X1	T45.7X2	T45.7X3	T45.7X4	T45.7X5	T45.7X6
Meningococcal vaccine	T50.A91	T50.A92	T50.A93	T50.A94	T50.A95	T50.A96
Menningovax (-AC) (-C)	T50.A91	T50.A92	T50.A93	T50.A94	T50.A95	T50.A96
Menotropins	T38.811	T38.812	T38.813	T38.814	T38.815	T38.816
Menthol	T48.5X1	T48.5X2	T48.5X3	T48.5X4	T48.5X5	T48.5X6
Mepacrine	T37.2X1	T37.2X2	T37.2X3	T37.2X4	T37.2X5	T37.2X6
Meparfynol	T42.6X1	T42.6X2	T42.6X3	T42.6X4	T42.6X5	T42.6X6
Mepartricin	T36.7X1	T36.7X2	T36.7X3	T36.7X4	T36.7X5	T36.7X6
Mepazine	T43.3X1	T43.3X2	T43.3X3	T43.3X4	T43.3X5	T43.3X6
Mepenzolate	T44.3X1	T44.3X2	T44.3X3	T44.3X4	T44.3X5	T44.3X6
bromide	T44.3X1	T44.3X2	T44.3X3	T44.3X4	T44.3X5	T44.3X6
Meperidine	T40.491	T40.492	T40.493	T40.494	T40.495	T40.496
Mephebarbital	T42.3X1	T42.3X2	T42.3X3	T42.3X4	T42.3X5	T42.3X6
Mephenamin (e)	T42.8X1	T42.8X2	T42.8X3	T42.8X4	T42.8X5	T42.8X6
Mephenesin	T42.8X1	T42.8X2	T42.8X3	T42.8X4	T42.8X5	T42.8X6
Mephenhydramine	T45.0X1	T45.0X2	T45.0X3	T45.0X4	T45.0X5	T45.0X6
Mephenoxalone	T42.8X1	T42.8X2	T42.8X3	T42.8X4	T42.8X5	T42.8X6
Mephentermine	T44.991	T44.992	T44.993	T44.994	T44.995	T44.996
Mephenytoin	T42.0X1	T42.0X2	T42.0X3	T42.0X4	T42.0X5	T42.0X6

Substance	Poisoning, Accidental (unintentional)	Poisoning, Intentional self-harm	Poisoning, Assault	Poisoning, Undetermined	Adverse effect	Underdosing
with phenobarbital	T42.3X1	T42.3X2	T42.3X3	T42.3X4	T42.3X5	T42.3X6
Mephobarbital	T42.3X1	T42.3X2	T42.3X3	T42.3X4	T42.3X5	T42.3X6
Mephosfolan	T60.0X1	T60.0X2	T60.0X3	T60.0X4	--	--
Mepindolol	T44.7X1	T44.7X2	T44.7X3	T44.7X4	T44.7X5	T44.7X6
Mepiperphenidol	T44.3X1	T44.3X2	T44.3X3	T44.3X4	T44.3X5	T44.3X6
Mepitiostane	T38.7X1	T38.7X2	T38.7X3	T38.7X4	T38.7X5	T38.7X6
Mepivacaine	T41.3X1	T41.3X2	T41.3X3	T41.3X4	T41.3X5	T41.3X6
epidural	T41.3X1	T41.3X2	T41.3X3	T41.3X4	T41.3X5	T41.3X6
Meprednisone	T38.0X1	T38.0X2	T38.0X3	T38.0X4	T38.0X5	T38.0X6
Meprobam	T43.591	T43.592	T43.593	T43.594	T43.595	T43.596
Meprobamate	T43.591	T43.592	T43.593	T43.594	T43.595	T43.596
Meproscillarin	T46.0X1	T46.0X2	T46.0X3	T46.0X4	T46.0X5	T46.0X6
Meprylcaine	T41.3X1	T41.3X2	T41.3X3	T41.3X4	T41.3X5	T41.3X6
Meptazinol	T39.8X1	T39.8X2	T39.8X3	T39.8X4	T39.8X5	T39.8X6
Mepyramine	T45.0X1	T45.0X2	T45.0X3	T45.0X4	T45.0X5	T45.0X6
Mequitazine	T43.3X1	T43.3X2	T43.3X3	T43.3X4	T43.3X5	T43.3X6
Meralluride	T50.2X1	T50.2X2	T50.2X3	T50.2X4	T50.2X5	T50.2X6
Merbaphen	T50.2X1	T50.2X2	T50.2X3	T50.2X4	T50.2X5	T50.2X6
Merbromin	T49.0X1	T49.0X2	T49.0X3	T49.0X4	T49.0X5	T49.0X6
Mercaptobenzothiazole salts	T49.0X1	T49.0X2	T49.0X3	T49.0X4	T49.0X5	T49.0X6
Mercaptomerin	T50.2X1	T50.2X2	T50.2X3	T50.2X4	T50.2X5	T50.2X6
Mercaptopurine	T45.1X1	T45.1X2	T45.1X3	T45.1X4	T45.1X5	T45.1X6
Mercumatilin	T50.2X1	T50.2X2	T50.2X3	T50.2X4	T50.2X5	T50.2X6
Mercuramide	T50.2X1	T50.2X2	T50.2X3	T50.2X4	T50.2X5	T50.2X6

Substance	Poisoning, Accidental (unintentional)	Poisoning, Intentional self-harm	Poisoning, Assault	Poisoning, Undetermined	Adverse effect	Underdosing
Mercurochrome	T49.0X1	T49.0X2	T49.0X3	T49.0X4	T49.0X5	T49.0X6
Mercurophylline	T50.2X1	T50.2X2	T50.2X3	T50.2X4	T50.2X5	T50.2X6
Mercury, mercurial, mercuric, mercurous (compounds) (cyanide) (fumes) (nonmedicinal) (vapor) **NEC**	T56.1X1	T56.1X2	T56.1X3	T56.1X4	–	–
ammoniated	T49.0X1	T49.0X2	T49.0X3	T49.0X4	T49.0X5	T49.0X6
anti-infective						
local	T49.0X1	T49.0X2	T49.0X3	T49.0X4	T49.0X5	T49.0X6
systemic	T37.8X1	T37.8X2	T37.8X3	T37.8X4	T37.8X5	T37.8X6
topical	T49.0X1	T49.0X2	T49.0X3	T49.0X4	T49.0X5	T49.0X6
chloride (ammoniated)	T49.0X1	T49.0X2	T49.0X3	T49.0X4	T49.0X5	T49.0X6
fungicide	T56.1X1	T56.1X2	T56.1X3	T56.1X4	–	–
diuretic NEC	T50.2X1	T50.2X2	T50.2X3	T50.2X4	T50.2X5	T50.2X6
fungicide	T56.1X1	T56.1X2	T56.1X3	T56.1X4	–	–
organic (fungicide)	T56.1X1	T56.1X2	T56.1X3	T56.1X4	–	–
oxide, yellow	T49.0X1	T49.0X2	T49.0X3	T49.0X4	T49.0X5	T49.0X6
Mersalyl	T50.2X1	T50.2X2	T50.2X3	T50.2X4	T50.2X5	T50.2X6
Merthiolate	T49.0X1	T49.0X2	T49.0X3	T49.0X4	T49.0X5	T49.0X6
ophthalmic preparation	T49.5X1	T49.5X2	T49.5X3	T49.5X4	T49.5X5	T49.5X6
Meruvax	T50.B91	T50.B92	T50.B93	T50.B94	T50.B95	T50.B96
Mesalazine	T47.8X1	T47.8X2	T47.8X3	T47.8X4	T47.8X5	T47.8X6
Mescal buttons	T40.991	T40.992	T40.993	T40.994	–	–
Mescaline	T40.991	T40.992	T40.993	T40.994	–	–
Mesna	T48.4X1	T48.4X2	T48.4X3	T48.4X4	T48.4X5	T48.4X6

Substance	Poisoning, Accidental (unintentional)	Poisoning, Intentional self-harm	Poisoning, Assault	Poisoning, Undetermined	Adverse effect	Underdosing
Mesoglycan	T46.6X1	T46.6X2	T46.6X3	T46.6X4	T46.6X5	T46.6X6
Mesoridazine	T43.3X1	T43.3X2	T43.3X3	T43.3X4	T43.3X5	T43.3X6
Mestanolone	T38.7X1	T38.7X2	T38.7X3	T38.7X4	T38.7X5	T38.7X6
Mesterolone	T38.7X1	T38.7X2	T38.7X3	T38.7X4	T38.7X5	T38.7X6
Mestranol	T38.5X1	T38.5X2	T38.5X3	T38.5X4	T38.5X5	T38.5X6
Mesulergine	T42.8X1	T42.8X2	T42.8X3	T42.8X4	T42.8X5	T42.8X6
Mesulfen	T49.0X1	T49.0X2	T49.0X3	T49.0X4	T49.0X5	T49.0X6
Mesuximide	T42.2X1	T42.2X2	T42.2X3	T42.2X4	T42.2X5	T42.2X6
Metabutethamine	T41.3X1	T41.3X2	T41.3X3	T41.3X4	T41.3X5	T41.3X6
Metactesylacetate	T49.0X1	T49.0X2	T49.0X3	T49.0X4	T49.0X5	T49.0X6
Metacycline	T36.4X1	T36.4X2	T36.4X3	T36.4X4	T36.4X5	T36.4X6
Metaldehyde (snail killer) **NEC**	T60.8X1	T60.8X2	T60.8X3	T60.8X4	–	–
Metals (heavy) (nonmedicinal)	T56.91	T56.92	T56.93	T56.94	–	–
dust, fumes, or vapor NEC	T56.91	T56.92	T56.93	T56.94	–	–
gadolinium	T56.821	T56.822	T56.823	T56.824	–	–
light NEC	T56.91	T56.92	T56.93	T56.94	–	–
dust, fumes, or vapor NEC	T56.91	T56.92	T56.93	T56.94	–	–
specified NEC	T56.891	T56.892	T56.893	T56.894	–	–
thallium	T56.811	T56.812	T56.813	T56.814	–	–
Metamfetamine	T43.651	T43.652	T43.653	T43.654	T43.655	T43.656
Metamizole sodium	T39.2X1	T39.2X2	T39.2X3	T39.2X4	T39.2X5	T39.2X6
Metampicillin	T36.0X1	T36.0X2	T36.0X3	T36.0X4	T36.0X5	T36.0X6
Metamucil	T47.4X1	T47.4X2	T47.4X3	T47.4X4	T47.4X5	T47.4X6
Metandienone	T38.7X1	T38.7X2	T38.7X3	T38.7X4	T38.7X5	T38.7X6
Metandrostenolone	T38.7X1	T38.7X2	T38.7X3	T38.7X4	T38.7X5	T38.7X6

Substance	Poisoning, Accidental (unintentional)	Poisoning, Intentional self-harm	Poisoning, Assault	Poisoning, Undetermined	Adverse effect	Underdosing
Metaphen	T49.0X1	T49.0X2	T49.0X3	T49.0X4	T49.0X5	T49.0X6
Metaphos	T60.0X1	T60.0X2	T60.0X3	T60.0X4	—	—
Metapramine	T43.011	T43.012	T43.013	T43.014	T43.015	T43.016
Metaproterenol	T48.291	T48.292	T48.293	T48.294	T48.295	T48.296
Metaraminol	T44.4X1	T44.4X2	T44.4X3	T44.4X4	T44.4X5	T44.4X6
Metaxalone	T42.8X1	T42.8X2	T42.8X3	T42.8X4	T42.8X5	T42.8X6
Metenolone	T38.7X1	T38.7X2	T38.7X3	T38.7X4	T38.7X5	T38.7X6
Metergoline	T42.8X1	T42.8X2	T42.8X3	T42.8X4	T42.8X5	T42.8X6
Metescufylline	T46.991	T46.992	T46.993	T46.994	T46.995	T46.996
Metetoin	T42.0X1	T42.0X2	T42.0X3	T42.0X4	T42.0X5	T42.0X6
Metformin	T38.3X1	T38.3X2	T38.3X3	T38.3X4	T38.3X5	T38.3X6
Methacholine	T44.1X1	T44.1X2	T44.1X3	T44.1X4	T44.1X5	T44.1X6
Methacycline	T36.4X1	T36.4X2	T36.4X3	T36.4X4	T36.4X5	T36.4X6
Methadone	T40.3X1	T40.3X2	T40.3X3	T40.3X4	T40.3X5	T40.3X6
Methallenestril	T38.5X1	T38.5X2	T38.5X3	T38.5X4	T38.5X5	T38.5X6
Methallenoestril	T38.5X1	T38.5X2	T38.5X3	T38.5X4	T38.5X5	T38.5X6
Methamphetamine	T43.651	T43.652	T43.653	T43.654	T43.655	T43.656
Methampyrone	T39.2X1	T39.2X2	T39.2X3	T39.2X4	T39.2X5	T39.2X6
Methandienone	T38.7X1	T38.7X2	T38.7X3	T38.7X4	T38.7X5	T38.7X6
Methandriol	T38.7X1	T38.7X2	T38.7X3	T38.7X4	T38.7X5	T38.7X6
Methandrostenolone	T38.7X1	T38.7X2	T38.7X3	T38.7X4	T38.7X5	T38.7X6
Methane	T59.891	T59.892	T59.893	T59.894	—	—
Methanethiol	T59.891	T59.892	T59.893	T59.894	—	—
Methaniazide	T37.1X1	T37.1X2	T37.1X3	T37.1X4	T37.1X5	T37.1X6
Methanol (vapor)	T51.1X1	T51.1X2	T51.1X3	T51.1X4	—	—

Substance	Poisoning, Accidental (unintentional)	Poisoning, Intentional self-harm	Poisoning, Assault	Poisoning, Undetermined	Adverse effect	Underdosing
Methantheline	T44.3X1	T44.3X2	T44.3X3	T44.3X4	T44.3X5	T44.3X6
Methanthelinium bromide	T44.3X1	T44.3X2	T44.3X3	T44.3X4	T44.3X5	T44.3X6
Methaphenilene	T45.0X1	T45.0X2	T45.0X3	T45.0X4	T45.0X5	T45.0X6
Methapyrilene	T45.0X1	T45.0X2	T45.0X3	T45.0X4	T45.0X5	T45.0X6
Methaqualone (compound)	T42.6X1	T42.6X2	T42.6X3	T42.6X4	T42.6X5	T42.6X6
Metharbital	T42.3X1	T42.3X2	T42.3X3	T42.3X4	T42.3X5	T42.3X6
Methazolamide	T50.2X1	T50.2X2	T50.2X3	T50.2X4	T50.2X5	T50.2X6
Methdilazine	T43.3X1	T43.3X2	T43.3X3	T43.3X4	T43.3X5	T43.3X6
Methedrine	T43.651	T43.652	T43.653	T43.654	T43.655	T43.656
Methenamine (mandelate)	T37.8X1	T37.8X2	T37.8X3	T37.8X4	T37.8X5	T37.8X6
Methenolone	T38.7X1	T38.7X2	T38.7X3	T38.7X4	T38.7X5	T38.7X6
Methergine	T48.0X1	T48.0X2	T48.0X3	T48.0X4	T48.0X5	T48.0X6
Methetoin	T42.0X1	T42.0X2	T42.0X3	T42.0X4	T42.0X5	T42.0X6
Methiacil	T38.2X1	T38.2X2	T38.2X3	T38.2X4	T38.2X5	T38.2X6
Methicillin	T36.0X1	T36.0X2	T36.0X3	T36.0X4	T36.0X5	T36.0X6
Methimazole	T38.2X1	T38.2X2	T38.2X3	T38.2X4	T38.2X5	T38.2X6
Methiodal sodium	T50.8X1	T50.8X2	T50.8X3	T50.8X4	T50.8X5	T50.8X6
Methionine	T50.991	T50.992	T50.993	T50.994	T50.995	T50.996
Methisazone	T37.5X1	T37.5X2	T37.5X3	T37.5X4	T37.5X5	T37.5X6
Methisoprinol	T37.5X1	T37.5X2	T37.5X3	T37.5X4	T37.5X5	T37.5X6
Methitural	T42.3X1	T42.3X2	T42.3X3	T42.3X4	T42.3X5	T42.3X6
Methixene	T44.3X1	T44.3X2	T44.3X3	T44.3X4	T44.3X5	T44.3X6
Methobarbital, methobarbitone	T42.3X1	T42.3X2	T42.3X3	T42.3X4	T42.3X5	T42.3X6
Methocarbamol	T42.8X1	T42.8X2	T42.8X3	T42.8X4	T42.8X5	T42.8X6
skeletal muscle relaxant	T48.1X1	T48.1X2	T48.1X3	T48.1X4	T48.1X5	T48.1X6

Substance	Poisoning, Accidental (unintentional)	Poisoning, Intentional self-harm	Poisoning, Assault	Poisoning, Undetermined	Adverse effect	Underdosing
Methohexital	T41.1X1	T41.1X2	T41.1X3	T41.1X4	T41.1X5	T41.1X6
Methohexitone	T41.1X1	T41.1X2	T41.1X3	T41.1X4	T41.1X5	T41.1X6
Methoin	T42.0X1	T42.0X2	T42.0X3	T42.0X4	T42.0X5	T42.0X6
Methopholine	T39.8X1	T39.8X2	T39.8X3	T39.8X4	T39.8X5	T39.8X6
Methopromazine	T43.3X1	T43.3X2	T43.3X3	T43.3X4	T43.3X5	T43.3X6
Methorate	T48.3X1	T48.3X2	T48.3X3	T48.3X4	T48.3X5	T48.3X6
Methoserpidine	T46.5X1	T46.5X2	T46.5X3	T46.5X4	T46.5X5	T46.5X6
Methotrexate	T45.1X1	T45.1X2	T45.1X3	T45.1X4	T45.1X5	T45.1X6
Methotrimeprazine	T43.3X1	T43.3X2	T43.3X3	T43.3X4	T43.3X5	T43.3X6
Methoxa-Dome	T49.3X1	T49.3X2	T49.3X3	T49.3X4	T49.3X5	T49.3X6
Methoxamine	T44.4X1	T44.4X2	T44.4X3	T44.4X4	T44.4X5	T44.4X6
Methoxsalen	T50.991	T50.992	T50.993	T50.994	T50.995	T50.996
Methoxyaniline	T65.3X1	T65.3X2	T65.3X3	T65.3X4	–	–
Methoxybenzyl penicillin	T36.0X1	T36.0X2	T36.0X3	T36.0X4	T36.0X5	T36.0X6
Methoxychlor	T53.7X1	T53.7X2	T53.7X3	T53.7X4	–	–
Methoxy-DDT	T53.7X1	T53.7X2	T53.7X3	T53.7X4	–	–
2-Methoxyethanol	T52.3X1	T52.3X2	T52.3X3	T52.3X4	–	–
Methoxyflurane	T41.0X1	T41.0X2	T41.0X3	T41.0X4	T41.0X5	T41.0X6
Methoxyphenamine	T48.6X1	T48.6X2	T48.6X3	T48.6X4	T48.6X5	T48.6X6
Methoxypromazine	T43.3X1	T43.3X2	T43.3X3	T43.3X4	T43.3X5	T43.3X6
5-Methoxypsoralen (5-MOP)	T50.991	T50.992	T50.993	T50.994	T50.995	T50.996
8-Methoxypsoralen (8-MOP)	T50.991	T50.992	T50.993	T50.994	T50.995	T50.996
Methscopolamine bromide	T44.3X1	T44.3X2	T44.3X3	T44.3X4	T44.3X5	T44.3X6
Methsuximide	T42.2X1	T42.2X2	T42.2X3	T42.2X4	T42.2X5	T42.2X6
Methyclothiazide	T50.2X1	T50.2X2	T50.2X3	T50.2X4	T50.2X5	T50.2X6

Substance	Poisoning, Accidental (unintentional)	Poisoning, Intentional self-harm	Poisoning, Assault	Poisoning, Undetermined	Adverse effect	Underdosing
Methyl						
acetate	T52.4X1	T52.4X2	T52.4X3	T52.4X4	–	–
acetone	T52.4X1	T52.4X2	T52.4X3	T52.4X4	–	–
acrylate	T65.891	T65.892	T65.893	T65.894	–	–
alcohol	T51.1X1	T51.1X2	T51.1X3	T51.1X4	–	–
aminophenol	T65.3X1	T65.3X2	T65.3X3	T65.3X4	–	–
amphetamine	T43.651	T43.652	T43.653	T43.654	T43.655	T43.656
androstanolone	T38.7X1	T38.7X2	T38.7X3	T38.7X4	T38.7X5	T38.7X6
atropine	T44.3X1	T44.3X2	T44.3X3	T44.3X4	T44.3X5	T44.3X6
benzene	T52.2X1	T52.2X2	T52.2X3	T52.2X4	–	–
benzoate	T52.8X1	T52.8X2	T52.8X3	T52.8X4	–	–
benzol	T52.2X1	T52.2X2	T52.2X3	T52.2X4	–	–
bromide (gas)	T59.891	T59.892	T59.893	T59.894	–	–
fumigant	T60.8X1	T60.8X2	T60.8X3	T60.8X4	–	–
butanol	T51.3X1	T51.3X2	T51.3X3	T51.3X4	–	–
carbinol	T51.1X1	T51.1X2	T51.1X3	T51.1X4	–	–
carbonate	T52.8X1	T52.8X2	T52.8X3	T52.8X4	–	–
CCNU	T45.1X1	T45.1X2	T45.1X3	T45.1X4	T45.1X5	T45.1X6
cellosolve	T52.91	T52.92	T52.93	T52.94	–	–
cellulose	T47.4X1	T47.4X2	T47.4X3	T47.4X4	T47.4X5	T47.4X6
chloride (gas)	T59.891	T59.892	T59.893	T59.894	–	–
chloroformate	T59.3X1	T59.3X2	T59.3X3	T59.3X4	–	–
cyclohexane	T52.8X1	T52.8X2	T52.8X3	T52.8X4	–	–
cyclohexanol	T51.8X1	T51.8X2	T51.8X3	T51.8X4	–	–

Substance	Poisoning, Accidental (unintentional)	Poisoning, Intentional self-harm	Poisoning, Assault	Poisoning, Undetermined	Adverse effect	Underdosing
cyclohexanone	T52.8X1	T52.8X2	T52.8X3	T52.8X4	--	--
cyclohexyl acetate	T52.8X1	T52.8X2	T52.8X3	T52.8X4	--	--
demeton	T60.0X1	T60.0X2	T60.0X3	T60.0X4	--	--
dihydromorphinone	T40.2X1	T40.2X2	T40.2X3	T40.2X4	T40.2X5	T40.2X6
ergometrine	T48.0X1	T48.0X2	T48.0X3	T48.0X4	T48.0X5	T48.0X6
ergonovine	T48.0X1	T48.0X2	T48.0X3	T48.0X4	T48.0X5	T48.0X6
ethyl ketone	T52.4X1	T52.4X2	T52.4X3	T52.4X4	--	--
glucamine antimonate	T37.8X1	T37.8X2	T37.8X3	T37.8X4	T37.8X5	T37.8X6
hydrazine	T65.891	T65.892	T65.893	T65.894	--	--
iodide	T65.891	T65.892	T65.893	T65.894	--	--
isobutyl ketone	T52.4X1	T52.4X2	T52.4X3	T52.4X4	--	--
isothiocyanate	T60.3X1	T60.3X2	T60.3X3	T60.3X4	--	--
mercaptan	T59.891	T59.892	T59.893	T59.894	--	--
morphine NEC	T40.2X1	T40.2X2	T40.2X3	T40.2X4	T40.2X5	T40.2X6
nicotinate	T49.4X1	T49.4X2	T49.4X3	T49.4X4	T49.4X5	T49.4X6
paraben	T49.0X1	T49.0X2	T49.0X3	T49.0X4	T49.0X5	T49.0X6
parafynol	T42.6X1	T42.6X2	T42.6X3	T42.6X4	T42.6X5	T42.6X6
parathion	T60.0X1	T60.0X2	T60.0X3	T60.0X4	--	--
peridol	T43.4X1	T43.4X2	T43.4X3	T43.4X4	T43.4X5	T43.4X6
phenidate	T43.631	T43.632	T43.633	T43.634	T43.635	T43.636
prednisolone	T38.0X1	T38.0X2	T38.0X3	T38.0X4	T38.0X5	T38.0X6
ENT agent	T49.6X1	T49.6X2	T49.6X3	T49.6X4	T49.6X5	T49.6X6
ophthalmic preparation	T49.5X1	T49.5X2	T49.5X3	T49.5X4	T49.5X5	T49.5X6
topical NEC	T49.0X1	T49.0X2	T49.0X3	T49.0X4	T49.0X5	T49.0X6

Substance	Poisoning, Accidental (unintentional)	Poisoning, Intentional self-harm	Poisoning, Assault	Poisoning, Undetermined	Adverse effect	Underdosing
salicylate	T49.2X1	T49.2X2	T49.2X3	T49.2X4	T49.2X5	T49.2X6
sulfate (fumes)	T59.891	T59.892	T59.893	T59.894	–	–
liquid	T52.8X1	T52.8X2	T52.8X3	T52.8X4	–	–
sulfonal	T42.6X1	T42.6X2	T42.6X3	T42.6X4	T42.6X5	T42.6X6
testosterone	T38.7X1	T38.7X2	T38.7X3	T38.7X4	T38.7X5	T38.7X6
thiouracil	T38.2X1	T38.2X2	T38.2X3	T38.2X4	T38.2X5	T38.2X6
Methylamphetamine	T43.651	T43.652	T43.653	T43.654	T43.655	T43.656
Methylated spirit	T51.1X1	T51.1X2	T51.1X3	T51.1X4	–	–
Methylatropine nitrate	T44.3X1	T44.3X2	T44.3X3	T44.3X4	T44.3X5	T44.3X6
Methylbenactyzium bromide	T44.3X1	T44.3X2	T44.3X3	T44.3X4	T44.3X5	T44.3X6
Methylbenzethonium chloride	T49.0X1	T49.0X2	T49.0X3	T49.0X4	T49.0X5	T49.0X6
Methylcellulose	T47.4X1	T47.4X2	T47.4X3	T47.4X4	T47.4X5	T47.4X6
laxative	T47.4X1	T47.4X2	T47.4X3	T47.4X4	T47.4X5	T47.4X6
Methylchlorophenoxy-acetic acid	T60.3X1	T60.3X2	T60.3X3	T60.3X4	–	–
Methyldopa	T46.5X1	T46.5X2	T46.5X3	T46.5X4	T46.5X5	T46.5X6
Methyldopate	T46.5X1	T46.5X2	T46.5X3	T46.5X4	T46.5X5	T46.5X6
Methylene						
blue	T50.6X1	T50.6X2	T50.6X3	T50.6X4	T50.6X5	T50.6X6
chloride or dichloride (solvent) NEC	T53.4X1	T53.4X2	T53.4X3	T53.4X4	–	–
Methylenedioxyamphetamine	T43.621	T43.622	T43.623	T43.624	T43.625	T43.626
Methylenedioxymethamphetamine	T43.641	T43.642	T43.643	T43.644	–	–
Methylergometrine	T48.0X1	T48.0X2	T48.0X3	T48.0X4	T48.0X5	T48.0X6
Methylergonovine	T48.0X1	T48.0X2	T48.0X3	T48.0X4	T48.0X5	T48.0X6
Methylestrenolone	T38.5X1	T38.5X2	T38.5X3	T38.5X4	T38.5X5	T38.5X6

Substance	Poisoning, Accidental (unintentional)	Poisoning, Intentional self-harm	Poisoning, Assault	Poisoning, Undetermined	Adverse effect	Underdosing
Methylethyl cellulose	T50.991	T50.992	T50.993	T50.994	T50.995	T50.996
Methylhexabital	T42.3X1	T42.3X2	T42.3X3	T42.3X4	T42.3X5	T42.3X6
Methylmorphine	T40.2X1	T40.2X2	T40.2X3	T40.2X4	T40.2X5	T40.2X6
Methylparaben (ophthalmic)	T49.5X1	T49.5X2	T49.5X3	T49.5X4	T49.5X5	T49.5X6
Methylparafynol	T42.6X1	T42.6X2	T42.6X3	T42.6X4	T42.6X5	T42.6X6
Methylpentynol, methylpenthynol	T42.6X1	T42.6X2	T42.6X3	T42.6X4	T42.6X5	T42.6X6
Methylphenidate	T43.631	T43.632	T43.633	T43.634	T43.635	T43.636
Methylphenobarbital	T42.3X1	T42.3X2	T42.3X3	T42.3X4	T42.3X5	T42.3X6
Methylpolysiloxane	T47.1X1	T47.1X2	T47.1X3	T47.1X4	T47.1X5	T47.1X6
Methylprednisolone — *see* Methyl, prednisolone						
Methylrosaniline	T49.0X1	T49.0X2	T49.0X3	T49.0X4	T49.0X5	T49.0X6
Methylrosanilinium chloride	T49.0X1	T49.0X2	T49.0X3	T49.0X4	T49.0X5	T49.0X6
Methyltestosterone	T38.7X1	T38.7X2	T38.7X3	T38.7X4	T38.7X5	T38.7X6
Methylthionine chloride	T50.6X1	T50.6X2	T50.6X3	T50.6X4	T50.6X5	T50.6X6
Methylthioninium chloride	T50.6X1	T50.6X2	T50.6X3	T50.6X4	T50.6X5	T50.6X6
Methylthiouracil	T38.2X1	T38.2X2	T38.2X3	T38.2X4	T38.2X5	T38.2X6
Methyprylon	T42.6X1	T42.6X2	T42.6X3	T42.6X4	T42.6X5	T42.6X6
Methysergide	T46.5X1	T46.5X2	T46.5X3	T46.5X4	T46.5X5	T46.5X6
Metiamide	T47.1X1	T47.1X2	T47.1X3	T47.1X4	T47.1X5	T47.1X6
Meticillin	T36.0X1	T36.0X2	T36.0X3	T36.0X4	T36.0X5	T36.0X6
Meticrane	T50.2X1	T50.2X2	T50.2X3	T50.2X4	T50.2X5	T50.2X6
Metildigoxin	T46.0X1	T46.0X2	T46.0X3	T46.0X4	T46.0X5	T46.0X6
Metipranolol	T49.5X1	T49.5X2	T49.5X3	T49.5X4	T49.5X5	T49.5X6

Substance	Poisoning, Accidental (unintentional)	Poisoning, Intentional self-harm	Poisoning, Assault	Poisoning, Undetermined	Adverse effect	Underdosing
Metirosine	T46.5X1	T46.5X2	T46.5X3	T46.5X4	T46.5X5	T46.5X6
Metisazone	T37.5X1	T37.5X2	T37.5X3	T37.5X4	T37.5X5	T37.5X6
Metixene	T44.3X1	T44.3X2	T44.3X3	T44.3X4	T44.3X5	T44.3X6
Metizoline	T48.5X1	T48.5X2	T48.5X3	T48.5X4	T48.5X5	T48.5X6
Metoclopramide	T45.0X1	T45.0X2	T45.0X3	T45.0X4	T45.0X5	T45.0X6
Metofenazate	T43.3X1	T43.3X2	T43.3X3	T43.3X4	T43.3X5	T43.3X6
Metofoline	T39.8X1	T39.8X2	T39.8X3	T39.8X4	T39.8X5	T39.8X6
Metolazone	T50.2X1	T50.2X2	T50.2X3	T50.2X4	T50.2X5	T50.2X6
Metopon	T40.2X1	T40.2X2	T40.2X3	T40.2X4	T40.2X5	T40.2X6
Metoprine	T45.1X1	T45.1X2	T45.1X3	T45.1X4	T45.1X5	T45.1X6
Metoprolol	T44.7X1	T44.7X2	T44.7X3	T44.7X4	T44.7X5	T44.7X6
Metrifonate	T60.0X1	T60.0X2	T60.0X3	T60.0X4	–	–
Metrizamide	T50.8X1	T50.8X2	T50.8X3	T50.8X4	T50.8X5	T50.8X6
Metrizoic acid	T50.8X1	T50.8X2	T50.8X3	T50.8X4	T50.8X5	T50.8X6
Metronidazole	T37.8X1	T37.8X2	T37.8X3	T37.8X4	T37.8X5	T37.8X6
Metycaine	T41.3X1	T41.3X2	T41.3X3	T41.3X4	T41.3X5	T41.3X6
infiltration (subcutaneous)	T41.3X1	T41.3X2	T41.3X3	T41.3X4	T41.3X5	T41.3X6
nerve block (peripheral) (plexus)	T41.3X1	T41.3X2	T41.3X3	T41.3X4	T41.3X5	T41.3X6
topical (surface)	T41.3X1	T41.3X2	T41.3X3	T41.3X4	T41.3X5	T41.3X6
Metyrapone	T50.8X1	T50.8X2	T50.8X3	T50.8X4	T50.8X5	T50.8X6
Mevinphos	T60.0X1	T60.0X2	T60.0X3	T60.0X4	–	–
Mexazolam	T42.4X1	T42.4X2	T42.4X3	T42.4X4	T42.4X5	T42.4X6

Substance	Poisoning, Accidental (unintentional)	Poisoning, Intentional self-harm	Poisoning, Assault	Poisoning, Undetermined	Adverse effect	Underdosing
Mexenone	T49.3X1	T49.3X2	T49.3X3	T49.3X4	T49.3X5	T49.3X6
Mexiletine	T46.2X1	T46.2X2	T46.2X3	T46.2X4	T46.2X5	T46.2X6
Mezereon	T62.2X1	T62.2X2	T62.2X3	T62.2X4	–	–
berries	T62.1X1	T62.1X2	T62.1X3	T62.1X4	–	–
Mezlocillin	T36.0X1	T36.0X2	T36.0X3	T36.0X4	T36.0X5	T36.0X6
Mianserin	T43.021	T43.022	T43.023	T43.024	T43.025	T43.026
Micatin	T49.0X1	T49.0X2	T49.0X3	T49.0X4	T49.0X5	T49.0X6
Miconazole	T49.0X1	T49.0X2	T49.0X3	T49.0X4	T49.0X5	T49.0X6
Micronomicin	T36.5X1	T36.5X2	T36.5X3	T36.5X4	T36.5X5	T36.5X6
Midazolam	T42.4X1	T42.4X2	T42.4X3	T42.4X4	T42.4X5	T42.4X6
Midecamycin	T36.3X1	T36.3X2	T36.3X3	T36.3X4	T36.3X5	T36.3X6
Mifepristone	T38.6X1	T38.6X2	T38.6X3	T38.6X4	T38.6X5	T38.6X6
Milk of magnesia	T47.1X1	T47.1X2	T47.1X3	T47.1X4	T47.1X5	T47.1X6
Millipede (tropical) (venomous)	T63.411	T63.412	T63.413	T63.414	–	–
Miltown	T43.591	T43.592	T43.593	T43.594	T43.595	T43.596
Milverine	T44.3X1	T44.3X2	T44.3X3	T44.3X4	T44.3X5	T44.3X6
Minaprine	T43.291	T43.292	T43.293	T43.294	T43.295	T43.296
Minaxolone	T41.291	T41.292	T41.293	T41.294	T41.295	T41.296
Mineral						
acids	T54.2X1	T54.2X2	T54.2X3	T54.2X4	–	–
oil (laxative)(medicinal)	T47.4X1	T47.4X2	T47.4X3	T47.4X4	T47.4X5	T47.4X6
emulsion	T47.2X1	T47.2X2	T47.2X3	T47.2X4	T47.2X5	T47.2X6
nonmedicinal	T52.0X1	T52.0X2	T52.0X3	T52.0X4	–	–
topical	T49.3X1	T49.3X2	T49.3X3	T49.3X4	T49.3X5	T49.3X6
salt NEC	T50.3X1	T50.3X2	T50.3X3	T50.3X4	T50.3X5	T50.3X6

Substance	Poisoning, Accidental (unintentional)	Poisoning, Intentional self-harm	Poisoning, Assault	Poisoning, Undetermined	Adverse effect	Underdosing
spirits	T52.0X1	T52.0X2	T52.0X3	T52.0X4	–	–
Mineralocorticosteroid	T50.0X1	T50.0X2	T50.0X3	T50.0X4	T50.0X5	T50.0X6
Minocycline	T36.4X1	T36.4X2	T36.4X3	T36.4X4	T36.4X5	T36.4X6
Minoxidil	T46.7X1	T46.7X2	T46.7X3	T46.7X4	T46.7X5	T46.7X6
Miokamycin	T36.3X1	T36.3X2	T36.3X3	T36.3X4	T36.3X5	T36.3X6
Miotic drug	T49.5X1	T49.5X2	T49.5X3	T49.5X4	T49.5X5	T49.5X6
Mipafox	T60.0X1	T60.0X2	T60.0X3	T60.0X4	–	–
Mirex	T60.1X1	T60.1X2	T60.1X3	T60.1X4	–	–
Mirtazapine	T43.021	T43.022	T43.023	T43.024	T43.025	T43.026
Misonidazole	T37.3X1	T37.3X2	T37.3X3	T37.3X4	T37.3X5	T37.3X6
Misoprostol	T47.1X1	T47.1X2	T47.1X3	T47.1X4	T47.1X5	T47.1X6
Mithramycin	T45.1X1	T45.1X2	T45.1X3	T45.1X4	T45.1X5	T45.1X6
Mitobronitol	T45.1X1	T45.1X2	T45.1X3	T45.1X4	T45.1X5	T45.1X6
Mitoguazone	T45.1X1	T45.1X2	T45.1X3	T45.1X4	T45.1X5	T45.1X6
Mitolactol	T45.1X1	T45.1X2	T45.1X3	T45.1X4	T45.1X5	T45.1X6
Mitomycin	T45.1X1	T45.1X2	T45.1X3	T45.1X4	T45.1X5	T45.1X6
Mitopodozide	T45.1X1	T45.1X2	T45.1X3	T45.1X4	T45.1X5	T45.1X6
Mitotane	T45.1X1	T45.1X2	T45.1X3	T45.1X4	T45.1X5	T45.1X6
Mitoxantrone	T45.1X1	T45.1X2	T45.1X3	T45.1X4	T45.1X5	T45.1X6
Mivacurium chloride	T48.1X1	T48.1X2	T48.1X3	T48.1X4	T48.1X5	T48.1X6
Miyari bacteria	T47.6X1	T47.6X2	T47.6X3	T47.6X4	T47.6X5	T47.6X6
Moclobemide	T43.1X1	T43.1X2	T43.1X3	T43.1X4	T43.1X5	T43.1X6
Moderil	T46.5X1	T46.5X2	T46.5X3	T46.5X4	T46.5X5	T46.5X6
Mofebutazone	T39.2X1	T39.2X2	T39.2X3	T39.2X4	T39.2X5	T39.2X6

Substance	Poisoning, Accidental (unintentional)	Poisoning, Intentional self-harm	Poisoning, Assault	Poisoning, Undetermined	Adverse effect	Underdosing
Mogadon — *see* Nitrazepam						
Molindone	T43.591	T43.592	T43.593	T43.594	T43.595	T43.596
Molsidomine	T46.3X1	T46.3X2	T46.3X3	T46.3X4	T46.3X5	T46.3X6
Mometasone	T49.0X1	T49.0X2	T49.0X3	T49.0X4	T49.0X5	T49.0X6
Monistat	T49.0X1	T49.0X2	T49.0X3	T49.0X4	T49.0X5	T49.0X6
Monkshood	T62.2X1	T62.2X2	T62.2X3	T62.2X4	–	–
Monoamine oxidase inhibitor NEC	T43.1X1	T43.1X2	T43.1X3	T43.1X4	T43.1X5	T43.1X6
hydrazine	T43.1X1	T43.1X2	T43.1X3	T43.1X4	T43.1X5	T43.1X6
Monobenzone	T49.4X1	T49.4X2	T49.4X3	T49.4X4	T49.4X5	T49.4X6
Monochloroacetic acid	T60.3X1	T60.3X2	T60.3X3	T60.3X4	–	–
Monochlorobenzene	T53.7X1	T53.7X2	T53.7X3	T53.7X4	–	–
Monoethanolamine	T46.8X1	T46.8X2	T46.8X3	T46.8X4	T46.8X5	T46.8X6
oleate	T46.8X1	T46.8X2	T46.8X3	T46.8X4	T46.8X5	T46.8X6
Monooctanoin	T50.991	T50.992	T50.993	T50.994	T50.995	T50.996
Monophenylbutazone	T39.2X1	T39.2X2	T39.2X3	T39.2X4	T39.2X5	T39.2X6
Monosodium glutamate	T65.891	T65.892	T65.893	T65.894	–	–
Monosulfiram	T49.0X1	T49.0X2	T49.0X3	T49.0X4	T49.0X5	T49.0X6
Monoxide, carbon — *see* Carbon, monoxide						
Monoxidine hydrochloride	T46.1X1	T46.1X2	T46.1X3	T46.1X4	T46.1X5	T46.1X6
Monuron	T60.3X1	T60.3X2	T60.3X3	T60.3X4	–	–
Moperone	T43.4X1	T43.4X2	T43.4X3	T43.4X4	T43.4X5	T43.4X6
Mopidamol	T45.1X1	T45.1X2	T45.1X3	T45.1X4	T45.1X5	T45.1X6
MOPP (mechlorethamine + vincristine + prednisone + procarbazine)	T45.1X1	T45.1X2	T45.1X3	T45.1X4	T45.1X5	T45.1X6

Substance	Poisoning, Accidental (unintentional)	Poisoning, Intentional self-harm	Poisoning, Assault	Poisoning, Undetermined	Adverse effect	Underdosing
Monoxidine hydrochloride	T46.1X1	T46.1X2	T46.1X3	T46.1X4	T46.1X5	T46.1X6
Monuron	T60.3X1	T60.3X2	T60.3X3	T60.3X4	–	–
Moperone	T43.4X1	T43.4X2	T43.4X3	T43.4X4	T43.4X5	T43.4X6
Mopidamol	T45.1X1	T45.1X2	T45.1X3	T45.1X4	T45.1X5	T45.1X6
MOPP (mechlorethamine + vincristine + prednisone + procarbazine)	T45.1X1	T45.1X2	T45.1X3	T45.1X4	T45.1X5	T45.1X6
Morfin	T40.2X1	T40.2X2	T40.2X3	T40.2X4	T40.2X5	T40.2X6
Morinamide	T37.1X1	T37.1X2	T37.1X3	T37.1X4	T37.1X5	T37.1X6
Morning glory seeds	T40.991	T40.992	T40.993	T40.994	–	–
Moroxydine	T37.5X1	T37.5X2	T37.5X3	T37.5X4	T37.5X5	T37.5X6
Morphazinamide	T37.1X1	T37.1X2	T37.1X3	T37.1X4	T37.1X5	T37.1X6
Morphine	T40.2X1	T40.2X2	T40.2X3	T40.2X4	T40.2X5	T40.2X6
antagonist	T50.7X1	T50.7X2	T50.7X3	T50.7X4	T50.7X5	T50.7X6
Morpholinylethylmorphine	T40.2X1	T40.2X2	T40.2X3	T40.2X4	–	–
Morsuximide	T42.2X1	T42.2X2	T42.2X3	T42.2X4	T42.2X5	T42.2X6
Mosapramine	T43.591	T43.592	T43.593	T43.594	T43.595	T43.596
Moth balls (*see also* Pesticide)	T60.2X1	T60.2X2	T60.2X3	T60.2X4	–	–
naphthalene	T60.2X1	T60.2X2	T60.2X3	T60.2X4	–	–
paradichlorobenzene	T60.1X1	T60.1X2	T60.1X3	T60.1X4	–	–
Motor exhaust gas	T58.01	T58.02	T58.03	T58.04	–	–
Mouthwash (antiseptic) (zinc chloride)	T49.6X1	T49.6X2	T49.6X3	T49.6X4	T49.6X5	T49.6X6
Moxastine	T45.0X1	T45.0X2	T45.0X3	T45.0X4	T45.0X5	T45.0X6
Moxaverine	T44.3X1	T44.3X2	T44.3X3	T44.3X4	T44.3X5	T44.3X6
Moxisylyte	T46.7X1	T46.7X2	T46.7X3	T46.7X4	T46.7X5	T46.7X6

Substance	Poisoning, Accidental (unintentional)	Poisoning, Intentional self-harm	Poisoning, Assault	Poisoning, Undetermined	Adverse effect	Underdosing
Mucilage, plant	T47.4X1	T47.4X2	T47.4X3	T47.4X4	T47.4X5	T47.4X6
Mucolytic drug	T48.4X1	T48.4X2	T48.4X3	T48.4X4	T48.4X5	T48.4X6
Mucomyst	T48.4X1	T48.4X2	T48.4X3	T48.4X4	T48.4X5	T48.4X6
Mucous membrane agents (external)	T49.91	T49.92	T49.93	T49.94	T49.95	T49.96
specified NEC	T49.8X1	T49.8X2	T49.8X3	T49.8X4	T49.8X5	T49.8X6
Multiple unspecified drugs, medicaments and biological substances	T50.911	T50.912	T50.913	T50.914	T50.915	T50.916
Mumps						
immune globulin (human)	T50.Z11	T50.Z12	T50.Z13	T50.Z14	T50.Z15	T50.Z16
skin test antigen	T50.8X1	T50.8X2	T50.8X3	T50.8X4	T50.8X5	T50.8X6
vaccine	T50.B91	T50.B92	T50.B93	T50.B94	T50.B95	T50.B96
Mumpsvax	T50.B91	T50.B92	T50.B93	T50.B94	T50.B95	T50.B96
Mupirocin	T49.0X1	T49.0X2	T49.0X3	T49.0X4	T49.0X5	T49.0X6
Muriatic acid — *see* Hydrochloric acid						
Muromonab-CD3	T45.1X1	T45.1X2	T45.1X3	T45.1X4	T45.1X5	T45.1X6
Muscle-action drug NEC	T48.201	T48.202	T48.203	T48.204	T48.205	T48.206
Muscle affecting agents NEC	T48.201	T48.202	T48.203	T48.204	T48.205	T48.206
oxytocic	T48.0X1	T48.0X2	T48.0X3	T48.0X4	T48.0X5	T48.0X6
relaxants	T48.201	T48.202	T48.203	T48.204	T48.205	T48.206
central nervous system	T42.8X1	T42.8X2	T42.8X3	T42.8X4	T42.8X5	T42.8X6
skeletal	T48.1X1	T48.1X2	T48.1X3	T48.1X4	T48.1X5	T48.1X6
smooth	T44.3X1	T44.3X2	T44.3X3	T44.3X4	T44.3X5	T44.3X6
Muscle relaxant — *see* Relaxant, muscle						

Substance	Poisoning, Accidental (unintentional)	Poisoning, Intentional self-harm	Poisoning, Assault	Poisoning, Undetermined	Adverse effect	Underdosing
Muscle affecting agents NEC	T48.201	T48.202	T48.203	T48.204	T48.205	T48.206
oxytocic	T48.0X1	T48.0X2	T48.0X3	T48.0X4	T48.0X5	T48.0X6
relaxants	T48.201	T48.202	T48.203	T48.204	T48.205	T48.206
central nervous system	T42.8X1	T42.8X2	T42.8X3	T42.8X4	T42.8X5	T42.8X6
skeletal	T48.1X1	T48.1X2	T48.1X3	T48.1X4	T48.1X5	T48.1X6
smooth	T44.3X1	T44.3X2	T44.3X3	T44.3X4	T44.3X5	T44.3X6
Muscle relaxant — *see* Relaxant, muscle						
Muscle-tone depressant, central NEC	T42.8X1	T42.8X2	T42.8X3	T42.8X4	T42.8X5	T42.8X6
specified NEC	T42.8X1	T42.8X2	T42.8X3	T42.8X4	T42.8X5	T42.8X6
Mushroom, noxious	T62.0X1	T62.0X2	T62.0X3	T62.0X4	–	–
Mussel, noxious	T61.781	T61.782	T61.783	T61.784	–	–
Mustard (emetic)	T47.7X1	T47.7X2	T47.7X3	T47.7X4	T47.7X5	T47.7X6
black	T47.7X1	T47.7X2	T47.7X3	T47.7X4	T47.7X5	T47.7X6
gas, not in war	T59.91	T59.92	T59.93	T59.94	–	–
nitrogen	T45.1X1	T45.1X2	T45.1X3	T45.1X4	T45.1X5	T45.1X6
Mustine	T45.1X1	T45.1X2	T45.1X3	T45.1X4	T45.1X5	T45.1X6
M-vac	T45.1X1	T45.1X2	T45.1X3	T45.1X4	T45.1X5	T45.1X6
Mycifradin	T36.5X1	T36.5X2	T36.5X3	T36.5X4	T36.5X5	T36.5X6
topical	T49.0X1	T49.0X2	T49.0X3	T49.0X4	T49.0X5	T49.0X6
Mycitracin	T36.8X1	T36.8X2	T36.8X3	T36.8X4	T36.8X5	T36.8X6
ophthalmic preparation	T49.5X1	T49.5X2	T49.5X3	T49.5X4	T49.5X5	T49.5X6
Mycostatin	T36.7X1	T36.7X2	T36.7X3	T36.7X4	T36.7X5	T36.7X6
topical	T49.0X1	T49.0X2	T49.0X3	T49.0X4	T49.0X5	T49.0X6
Mycotoxins	T64.81	T64.82	T64.83	T64.84	–	–

Substance	Poisoning, Accidental (unintentional)	Poisoning, Intentional self-harm	Poisoning, Assault	Poisoning, Undetermined	Adverse effect	Underdosing
aflatoxin	T64.01	T64.02	T64.03	T64.04	–	–
specified NEC	T64.81	T64.82	T64.83	T64.84	–	–
Mydriacyl	T44.3X1	T44.3X2	T44.3X3	T44.3X4	T44.3X5	T44.3X6
Mydriatic drug	T49.5X1	T49.5X2	T49.5X3	T49.5X4	T49.5X5	T49.5X6
Myelobromal	T45.1X1	T45.1X2	T45.1X3	T45.1X4	T45.1X5	T45.1X6
Myleran	T45.1X1	T45.1X2	T45.1X3	T45.1X4	T45.1X5	T45.1X6
Myochrysin (e)	T39.2X1	T39.2X2	T39.2X3	T39.2X4	T39.2X5	T39.2X6
Myoneural blocking agents	T48.1X1	T48.1X2	T48.1X3	T48.1X4	T48.1X5	T48.1X6
Myralact	T49.0X1	T49.0X2	T49.0X3	T49.0X4	T49.0X5	T49.0X6
Myristica fragrans	T62.2X1	T62.2X2	T62.2X3	T62.2X4	–	–
Myristicin	T65.891	T65.892	T65.893	T65.894	–	–
Mysoline	T42.3X1	T42.3X2	T42.3X3	T42.3X4	T42.3X5	T42.3X6
N						
Nabilone	T40.711	T40.712	T40.713	T40.714	T40.715	T40.716
Nabumetone	T39.391	T39.392	T39.393	T39.394	T39.395	T39.396
Nadolol	T44.7X1	T44.7X2	T44.7X3	T44.7X4	T44.7X5	T44.7X6
Nafcillin	T36.0X1	T36.0X2	T36.0X3	T36.0X4	T36.0X5	T36.0X6
Nafoxidine	T38.6X1	T38.6X2	T38.6X3	T38.6X4	T38.6X5	T38.6X6
Naftazone	T46.991	T46.992	T46.993	T46.994	T46.995	T46.996
Naftidrofuryl (oxalate)	T46.7X1	T46.7X2	T46.7X3	T46.7X4	T46.7X5	T46.7X6
Naftifine	T49.0X1	T49.0X2	T49.0X3	T49.0X4	T49.0X5	T49.0X6
Nail polish remover	T52.91	T52.92	T52.93	T52.94	–	–
Nalbuphine	T40.491	T40.492	T40.493	T40.494	T40.495	T40.496

Substance	Poisoning, Accidental (unintentional)	Poisoning, Intentional self-harm	Poisoning, Assault	Poisoning, Undetermined	Adverse effect	Underdosing
Naled	T60.0X1	T60.0X2	T60.0X3	T60.0X4	–	–
Nalidixic acid	T37.8X1	T37.8X2	T37.8X3	T37.8X4	T37.8X5	T37.8X6
Nalorphine	T50.7X1	T50.7X2	T50.7X3	T50.7X4	T50.7X5	T50.7X6
Naloxone	T50.7X1	T50.7X2	T50.7X3	T50.7X4	T50.7X5	T50.7X6
Naltrexone	T50.7X1	T50.7X2	T50.7X3	T50.7X4	T50.7X5	T50.7X6
Namenda	T43.8X1	T43.8X2	T43.8X3	T43.8X4	T43.8X5	T43.8X6
Nandrolone	T38.7X1	T38.7X2	T38.7X3	T38.7X4	T38.7X5	T38.7X6
Naphazoline	T48.5X1	T48.5X2	T48.5X3	T48.5X4	T48.5X5	T48.5X6
Naphtha (painters') (petroleum)	T52.0X1	T52.0X2	T52.0X3	T52.0X4	–	–
solvent	T52.0X1	T52.0X2	T52.0X3	T52.0X4	–	–
vapor	T52.0X1	T52.0X2	T52.0X3	T52.0X4	–	–
Naphthalene (non-chlorinated)	T60.2X1	T60.2X2	T60.2X3	T60.2X4	–	–
chlorinated	T60.1X1	T60.1X2	T60.1X3	T60.1X4	–	–
vapor	T60.1X1	T60.1X2	T60.1X3	T60.1X4	–	–
insecticide or moth repellent	T60.2X1	T60.2X2	T60.2X3	T60.2X4	–	–
chlorinated	T60.1X1	T60.1X2	T60.1X3	T60.1X4	–	–
vapor	T60.2X1	T60.2X2	T60.2X3	T60.2X4	–	–
chlorinated	T60.1X1	T60.1X2	T60.1X3	T60.1X4	–	–
Naphthol	T65.891	T65.892	T65.893	T65.894	–	–
Naphthylamine	T65.891	T65.892	T65.893	T65.894	–	–
Naphthylthiourea (ANTU)	T60.4X1	T60.4X2	T60.4X3	T60.4X4	–	–
Naprosyn — *see* Naproxen						
Naproxen	T39.311	T39.312	T39.313	T39.314	T39.315	T39.316
Narcotic (drug)	T40.601	T40.602	T40.603	T40.604	T40.605	T40.606

Substance	Poisoning, Accidental (unintentional)	Poisoning, Intentional self-harm	Poisoning, Assault	Poisoning, Undetermined	Adverse effect	Underdosing
analgesic NEC	T40.601	T40.602	T40.603	T40.604	T40.605	T40.606
antagonist	T50.7X1	T50.7X2	T50.7X3	T50.7X4	T50.7X5	T50.7X6
specified NEC	T40.691	T40.692	T40.693	T40.694	T40.695	T40.696
synthetic	T40.491	T40.492	T40.493	T40.494	T40.495	T40.496
Narcotine	T48.3X1	T48.3X2	T48.3X3	T48.3X4	T48.3X5	T48.3X6
Nardil	T43.1X1	T43.1X2	T43.1X3	T43.1X4	T43.1X5	T43.1X6
Nasal drug NEC	T49.6X1	T49.6X2	T49.6X3	T49.6X4	T49.6X5	T49.6X6
Natamycin	T49.0X1	T49.0X2	T49.0X3	T49.0X4	T49.0X5	T49.0X6
Natrium cyanide — *see* Cyanide(s)						
Natural						
blood (product)	T45.8X1	T45.8X2	T45.8X3	T45.8X4	T45.8X5	T45.8X6
gas (piped)	T59.891	T59.892	T59.893	T59.894	—	—
incomplete combustion	T58.11	T58.12	T58.13	T58.14	—	—
Nealbarbital	T42.3X1	T42.3X2	T42.3X3	T42.3X4	T42.3X5	T42.3X6
Nectadon	T48.3X1	T48.3X2	T48.3X3	T48.3X4	T48.3X5	T48.3X6
Nedocromil	T48.6X1	T48.6X2	T48.6X3	T48.6X4	T48.6X5	T48.6X6
Nefopam	T39.8X1	T39.8X2	T39.8X3	T39.8X4	T39.8X5	T39.8X6
Nematocyst (sting)	T63.691	T63.692	T63.693	T63.694	—	—
Nembutal	T42.3X1	T42.3X2	T42.3X3	T42.3X4	T42.3X5	T42.3X6
Nemonapride	T43.591	T43.592	T43.593	T43.594	T43.595	T43.596
Neoarsphenamine	T37.8X1	T37.8X2	T37.8X3	T37.8X4	T37.8X5	T37.8X6
Neocinchophen	T50.4X1	T50.4X2	T50.4X3	T50.4X4	T50.4X5	T50.4X6
Neomycin (derivatives)	T36.5X1	T36.5X2	T36.5X3	T36.5X4	T36.5X5	T36.5X6
with						
bacitracin	T49.0X1	T49.0X2	T49.0X3	T49.0X4	T49.0X5	T49.0X6
neostigmine	T44.0X1	T44.0X2	T44.0X3	T44.0X4	T44.0X5	T44.0X6

Substance	Poisoning, Accidental (unintentional)	Poisoning, Intentional self-harm	Poisoning, Assault	Poisoning, Undetermined	Adverse effect	Underdosing
ENT agent	T49.6X1	T49.6X2	T49.6X3	T49.6X4	T49.6X5	T49.6X6
ophthalmic preparation	T49.5X1	T49.5X2	T49.5X3	T49.5X4	T49.5X5	T49.5X6
topical NEC	T49.0X1	T49.0X2	T49.0X3	T49.0X4	T49.0X5	T49.0X6
Neonal	T42.3X1	T42.3X2	T42.3X3	T42.3X4	T42.3X5	T42.3X6
Neoprontosil	T37.0X1	T37.0X2	T37.0X3	T37.0X4	T37.0X5	T37.0X6
Neosalvarsan	T37.8X1	T37.8X2	T37.8X3	T37.8X4	T37.8X5	T37.8X6
Neosilversalvarsan	T37.8X1	T37.8X2	T37.8X3	T37.8X4	T37.8X5	T37.8X6
Neosporin	T36.8X1	T36.8X2	T36.8X3	T36.8X4	T36.8X5	T36.8X6
ENT agent	T49.6X1	T49.6X2	T49.6X3	T49.6X4	T49.6X5	T49.6X6
ophthalmic preparation	T49.5X1	T49.5X2	T49.5X3	T49.5X4	T49.5X5	T49.5X6
topical NEC	T49.0X1	T49.0X2	T49.0X3	T49.0X4	T49.0X5	T49.0X6
Neostigmine bromide	T44.0X1	T44.0X2	T44.0X3	T44.0X4	T44.0X5	T44.0X6
Neraval	T42.3X1	T42.3X2	T42.3X3	T42.3X4	T42.3X5	T42.3X6
Neravan	T42.3X1	T42.3X2	T42.3X3	T42.3X4	T42.3X5	T42.3X6
Nerium oleander	T62.2X1	T62.2X2	T62.2X3	T62.2X4	–	–
Nerve gas, not in war	T59.91	T59.92	T59.93	T59.94	–	–
Nesacaine	T41.3X1	T41.3X2	T41.3X3	T41.3X4	T41.3X5	T41.3X6
infiltration (subcutaneous)	T41.3X1	T41.3X2	T41.3X3	T41.3X4	T41.3X5	T41.3X6
nerve block (peripheral) (plexus)	T41.3X1	T41.3X2	T41.3X3	T41.3X4	T41.3X5	T41.3X6
Netilmicin	T36.5X1	T36.5X2	T36.5X3	T36.5X4	T36.5X5	T36.5X6
Neurobarb	T42.3X1	T42.3X2	T42.3X3	T42.3X4	T42.3X5	T42.3X6
Neuroleptic drug NEC	T43.501	T43.502	T43.503	T43.504	T43.505	T43.506
Neuromuscular blocking drug	T48.1X1	T48.1X2	T48.1X3	T48.1X4	T48.1X5	T48.1X6
Neutral insulin injection	T38.3X1	T38.3X2	T38.3X3	T38.3X4	T38.3X5	T38.3X6
Neutral spirits	T51.0X1	T51.0X2	T51.0X3	T51.0X4	–	–

Substance	Poisoning, Accidental (unintentional)	Poisoning, Intentional self-harm	Poisoning, Assault	Poisoning, Undetermined	Adverse effect	Underdosing
beverage	T51.0X1	T51.0X2	T51.0X3	T51.0X4	–	–
Niacin	T46.7X1	T46.7X2	T46.7X3	T46.7X4	T46.7X5	T46.7X6
Niacinamide	T45.2X1	T45.2X2	T45.2X3	T45.2X4	T45.2X5	T45.2X6
Nialamide	T43.1X1	T43.1X2	T43.1X3	T43.1X4	T43.1X5	T43.1X6
Niaprazine	T42.6X1	T42.6X2	T42.6X3	T42.6X4	T42.6X5	T42.6X6
Nicametate	T46.7X1	T46.7X2	T46.7X3	T46.7X4	T46.7X5	T46.7X6
Nicardipine	T46.1X1	T46.1X2	T46.1X3	T46.1X4	T46.1X5	T46.1X6
Nicergoline	T46.7X1	T46.7X2	T46.7X3	T46.7X4	T46.7X5	T46.7X6
Nickel (carbonyl) (tetra-carbonyl) (fumes) (vapor)	T56.891	T56.892	T56.893	T56.894	–	–
Nickelocene	T56.891	T56.892	T56.893	T56.894	–	–
Niclosamide	T37.4X1	T37.4X2	T37.4X3	T37.4X4	T37.4X5	T37.4X6
Nicofuranose	T46.7X1	T46.7X2	T46.7X3	T46.7X4	T46.7X5	T46.7X6
Nicomorphine	T40.2X1	T40.2X2	T40.2X3	T40.2X4	–	–
Nicorandil	T46.3X1	T46.3X2	T46.3X3	T46.3X4	T46.3X5	T46.3X6
Nicotiana (plant)	T62.2X1	T62.2X2	T62.2X3	T62.2X4	–	–
Nicotinamide	T45.2X1	T45.2X2	T45.2X3	T45.2X4	T45.2X5	T45.2X6
Nicotine (insecticide) (spray) (sulfate) **NEC**	T60.2X1	T60.2X2	T60.2X3	T60.2X4	–	–
from tobacco	T65.291	T65.292	T65.293	T65.294	–	–
cigarettes	T65.221	T65.222	T65.223	T65.224	–	–
not insecticide	T65.291	T65.292	T65.293	T65.294	–	–
Nicotinic acid	T46.7X1	T46.7X2	T46.7X3	T46.7X4	T46.7X5	T46.7X6

Substance	Poisoning, Accidental (unintentional)	Poisoning, Intentional self-harm	Poisoning, Assault	Poisoning, Undetermined	Adverse effect	Underdosing
Nicotinyl alcohol	T46.7X1	T46.7X2	T46.7X3	T46.7X4	T46.7X5	T46.7X6
Nicoumalone	T45.511	T45.512	T45.513	T45.514	T45.515	T45.516
Nifedipine	T46.1X1	T46.1X2	T46.1X3	T46.1X4	T46.1X5	T46.1X6
Nifenazone	T39.2X1	T39.2X2	T39.2X3	T39.2X4	T39.2X5	T39.2X6
Nifuraldezone	T37.91	T37.92	T37.93	T37.94	T37.95	T37.96
Nifuratel	T37.8X1	T37.8X2	T37.8X3	T37.8X4	T37.8X5	T37.8X6
Nifurtimox	T37.3X1	T37.3X2	T37.3X3	T37.3X4	T37.3X5	T37.3X6
Nifurtoinol	T37.8X1	T37.8X2	T37.8X3	T37.8X4	T37.8X5	T37.8X6
Nightshade, deadly (solanum) (*see also* Belladonna)	T62.2X1	T62.2X2	T62.2X3	T62.2X4	–	–
berry	T62.1X1	T62.1X2	T62.1X3	T62.1X4	–	–
Nikethamide	T50.7X1	T50.7X2	T50.7X3	T50.7X4	T50.7X5	T50.7X6
Nilstat	T36.7X1	T36.7X2	T36.7X3	T36.7X4	T36.7X5	T36.7X6
topical	T49.0X1	T49.0X2	T49.0X3	T49.0X4	T49.0X5	T49.0X6
Nilutamide	T38.6X1	T38.6X2	T38.6X3	T38.6X4	T38.6X5	T38.6X6
Nimesulide	T39.391	T39.392	T39.393	T39.394	T39.395	T39.396
Nimetazepam	T42.4X1	T42.4X2	T42.4X3	T42.4X4	T42.4X5	T42.4X6
Nimodipine	T46.1X1	T46.1X2	T46.1X3	T46.1X4	T46.1X5	T46.1X6
Nimorazole	T37.3X1	T37.3X2	T37.3X3	T37.3X4	T37.3X5	T37.3X6
Nimustine	T45.1X1	T45.1X2	T45.1X3	T45.1X4	T45.1X5	T45.1X6
Niridazole	T37.4X1	T37.4X2	T37.4X3	T37.4X4	T37.4X5	T37.4X6
Nisentil	T40.2X1	T40.2X2	T40.2X3	T40.2X4	T40.2X5	T40.2X6
Nisoldipine	T46.1X1	T46.1X2	T46.1X3	T46.1X4	T46.1X5	T46.1X6
Nitramine	T65.3X1	T65.3X2	T65.3X3	T65.3X4	–	–

Substance	Poisoning, Accidental (unintentional)	Poisoning, Intentional self-harm	Poisoning, Assault	Poisoning, Undetermined	Adverse effect	Underdosing
Nitrate, organic	T46.3X1	T46.3X2	T46.3X3	T46.3X4	T46.3X5	T46.3X6
Nitrazepam	T42.4X1	T42.4X2	T42.4X3	T42.4X4	T42.4X5	T42.4X6
Nitrefazole	T50.6X1	T50.6X2	T50.6X3	T50.6X4	T50.6X5	T50.6X6
Nitrendipine	T46.1X1	T46.1X2	T46.1X3	T46.1X4	T46.1X5	T46.1X6
Nitric						
acid (liquid)	T54.2X1	T54.2X2	T54.2X3	T54.2X4	–	–
vapor	T59.891	T59.892	T59.893	T59.894	–	–
oxide (gas)	T59.0X1	T59.0X2	T59.0X3	T59.0X4	–	–
Nitrimidazine	T37.3X1	T37.3X2	T37.3X3	T37.3X4	T37.3X5	T37.3X6
Nitrite, amyl (medicinal) (vapor)	T46.3X1	T46.3X2	T46.3X3	T46.3X4	T46.3X5	T46.3X6
Nitroaniline	T65.3X1	T65.3X2	T65.3X3	T65.3X4	–	–
vapor	T59.891	T59.892	T59.893	T59.894	–	–
Nitrobenzene, nitrobenzol	T65.3X1	T65.3X2	T65.3X3	T65.3X4	–	–
vapor	T65.3X1	T65.3X2	T65.3X3	T65.3X4	–	–
Nitrocellulose	T65.891	T65.892	T65.893	T65.894	–	–
lacquer	T65.891	T65.892	T65.893	T65.894	–	–
Nitrodiphenyl	T65.3X1	T65.3X2	T65.3X3	T65.3X4	–	–
Nitrofural	T49.0X1	T49.0X2	T49.0X3	T49.0X4	T49.0X5	T49.0X6
Nitrofurantoin	T37.8X1	T37.8X2	T37.8X3	T37.8X4	T37.8X5	T37.8X6
Nitrofurazone	T49.0X1	T49.0X2	T49.0X3	T49.0X4	T49.0X5	T49.0X6
Nitrogen	T59.0X1	T59.0X2	T59.0X3	T59.0X4	–	–
mustard	T45.1X1	T45.1X2	T45.1X3	T45.1X4	T45.1X5	T45.1X6

Substance	Poisoning, Accidental (unintentional)	Poisoning, Intentional self-harm	Poisoning, Assault	Poisoning, Undetermined	Adverse effect	Underdosing
Nitroglycerin, nitro-glycerol (medicinal)	T46.3X1	T46.3X2	T46.3X3	T46.3X4	T46.3X5	T46.3X6
nonmedicinal	T65.5X1	T65.5X2	T65.5X3	T65.5X4	–	–
fumes	T65.5X1	T65.5X2	T65.5X3	T65.5X4	–	–
Nitroglycol	T52.3X1	T52.3X2	T52.3X3	T52.3X4	–	–
Nitrohydrochloric acid	T54.2X1	T54.2X2	T54.2X3	T54.2X4	–	–
Nitromersol	T49.0X1	T49.0X2	T49.0X3	T49.0X4	T49.0X5	T49.0X6
Nitronaphthalene	T65.891	T65.892	T65.893	T65.894	–	–
Nitrophenol	T54.0X1	T54.0X2	T54.0X3	T54.0X4	–	–
Nitropropane	T52.8X1	T52.8X2	T52.8X3	T52.8X4	–	–
Nitroprusside	T46.5X1	T46.5X2	T46.5X3	T46.5X4	T46.5X5	T46.5X6
Nitrosodimethylamine	T65.3X1	T65.3X2	T65.3X3	T65.3X4	–	–
Nitrothiazol	T37.4X1	T37.4X2	T37.4X3	T37.4X4	T37.4X5	T37.4X6
Nitrotoluene, nitrotoluol	T65.3X1	T65.3X2	T65.3X3	T65.3X4	–	–
vapor	T65.3X1	T65.3X2	T65.3X3	T65.3X4	–	–
Nitrous						
acid (liquid)	T54.2X1	T54.2X2	T54.2X3	T54.2X4	–	–
fumes	T59.891	T59.892	T59.893	T59.894	–	–
ether spirit	T46.3X1	T46.3X2	T46.3X3	T46.3X4	T46.3X5	T46.3X6
oxide	T41.0X1	T41.0X2	T41.0X3	T41.0X4	T41.0X5	T41.0X6
Nitroxoline	T37.8X1	T37.8X2	T37.8X3	T37.8X4	T37.8X5	T37.8X6
Nitrozone	T49.0X1	T49.0X2	T49.0X3	T49.0X4	T49.0X5	T49.0X6
Nizatidine	T47.0X1	T47.0X2	T47.0X3	T47.0X4	T47.0X5	T47.0X6
Nizofenone	T43.8X1	T43.8X2	T43.8X3	T43.8X4	T43.8X5	T43.8X6
Noctec	T42.6X1	T42.6X2	T42.6X3	T42.6X4	T42.6X5	T42.6X6

Substance	Poisoning, Accidental (unintentional)	Poisoning, Intentional self-harm	Poisoning, Assault	Poisoning, Undetermined	Adverse effect	Underdosing
Noludar	T42.6X1	T42.6X2	T42.6X3	T42.6X4	T42.6X5	T42.6X6
Nomegestrol	T38.5X1	T38.5X2	T38.5X3	T38.5X4	T38.5X5	T38.5X6
Nomifensine	T43.291	T43.292	T43.293	T43.294	T43.295	T43.296
Nonoxinol	T49.8X1	T49.8X2	T49.8X3	T49.8X4	T49.8X5	T49.8X6
Nonylphenoxy (polyethoxy-ethanol)	T49.8X1	T49.8X2	T49.8X3	T49.8X4	T49.8X5	T49.8X6
Noptil	T42.3X1	T42.3X2	T42.3X3	T42.3X4	T42.3X5	T42.3X6
Noradrenaline	T44.4X1	T44.4X2	T44.4X3	T44.4X4	T44.4X5	T44.4X6
Noramidopyrine	T39.2X1	T39.2X2	T39.2X3	T39.2X4	T39.2X5	T39.2X6
methanesulfonate sodium	T39.2X1	T39.2X2	T39.2X3	T39.2X4	T39.2X5	T39.2X6
Norbormide	T60.4X1	T60.4X2	T60.4X3	T60.4X4	–	–
Nordazepam	T42.4X1	T42.4X2	T42.4X3	T42.4X4	T42.4X5	T42.4X6
Norepinephrine	T44.4X1	T44.4X2	T44.4X3	T44.4X4	T44.4X5	T44.4X6
Norethandrolone	T38.7X1	T38.7X2	T38.7X3	T38.7X4	T38.7X5	T38.7X6
Norethindrone	T38.4X1	T38.4X2	T38.4X3	T38.4X4	T38.4X5	T38.4X6
Norethisterone (acetate) (enantate)	T38.4X1	T38.4X2	T38.4X3	T38.4X4	T38.4X5	T38.4X6
with ethinylestradiol	T38.5X1	T38.5X2	T38.5X3	T38.5X4	T38.5X5	T38.5X6
Noretynodrel	T38.5X1	T38.5X2	T38.5X3	T38.5X4	T38.5X5	T38.5X6
Norfenefrine	T44.4X1	T44.4X2	T44.4X3	T44.4X4	T44.4X5	T44.4X6
Norfloxacin	T36.8X1	T36.8X2	T36.8X3	T36.8X4	T36.8X5	T36.8X6
Norgestrel	T38.4X1	T38.4X2	T38.4X3	T38.4X4	T38.4X5	T38.4X6
Norgestrienone	T38.4X1	T38.4X2	T38.4X3	T38.4X4	T38.4X5	T38.4X6
Norlestrin	T38.4X1	T38.4X2	T38.4X3	T38.4X4	T38.4X5	T38.4X6
Norlutin	T38.4X1	T38.4X2	T38.4X3	T38.4X4	T38.4X5	T38.4X6

Substance	Poisoning, Accidental (unintentional)	Poisoning, Intentional self-harm	Poisoning, Assault	Poisoning, Undetermined	Adverse effect	Underdosing
Normal serum albumin (human), **salt-poor**	T45.8X1	T45.8X2	T45.8X3	T45.8X4	T45.8X5	T45.8X6
Normethandrone	T38.5X1	T38.5X2	T38.5X3	T38.5X4	T38.5X5	T38.5X6
Normison — *see* Benzodiazepine						
Normorphine	T40.2X1	T40.2X2	T40.2X3	T40.2X4	–	–
Norpseudoephedrine	T50.5X1	T50.5X2	T50.5X3	T50.5X4	T50.5X5	T50.5X6
Nortestosterone (furanpropionate)	T38.7X1	T38.7X2	T38.7X3	T38.7X4	T38.7X5	T38.7X6
Nortriptyline	T43.011	T43.012	T43.013	T43.014	T43.015	T43.016
Noscapine	T48.3X1	T48.3X2	T48.3X3	T48.3X4	T48.3X5	T48.3X6
Nose preparations	T49.6X1	T49.6X2	T49.6X3	T49.6X4	T49.6X5	T49.6X6
Novobiocin	T36.5X1	T36.5X2	T36.5X3	T36.5X4	T36.5X5	T36.5X6
Novocain (infiltration) (topical)	T41.3X1	T41.3X2	T41.3X3	T41.3X4	T41.3X5	T41.3X6
nerve block (peripheral) (plexus)	T41.3X1	T41.3X2	T41.3X3	T41.3X4	T41.3X5	T41.3X6
spinal	T41.3X1	T41.3X2	T41.3X3	T41.3X4	T41.3X5	T41.3X6
Noxious foodstuff	T62.91	T62.92	T62.93	T62.94	–	–
specified NEC	T62.8X1	T62.8X2	T62.8X3	T62.8X4	–	–
Noxiptiline	T43.011	T43.012	T43.013	T43.014	T43.015	T43.016
Noxytiolin	T49.0X1	T49.0X2	T49.0X3	T49.0X4	T49.0X5	T49.0X6
NPH Iletin (insulin)	T38.3X1	T38.3X2	T38.3X3	T38.3X4	T38.3X5	T38.3X6
Numorphan	T40.2X1	T40.2X2	T40.2X3	T40.2X4	T40.2X5	T40.2X6
Nunol	T42.3X1	T42.3X2	T42.3X3	T42.3X4	T42.3X5	T42.3X6
Nupercaine (spinal anesthetic)	T41.3X1	T41.3X2	T41.3X3	T41.3X4	T41.3X5	T41.3X6
topical (surface)	T41.3X1	T41.3X2	T41.3X3	T41.3X4	T41.3X5	T41.3X6
Nutmeg oil (liniment)	T49.3X1	T49.3X2	T49.3X3	T49.3X4	T49.3X5	T49.3X6

Substance	Poisoning, Accidental (unintentional)	Poisoning, Intentional self-harm	Poisoning, Assault	Poisoning, Undetermined	Adverse effect	Underdosing
Nutritional supplement	T50.901	T50.902	T50.903	T50.904	T50.905	T50.906
Nux vomica	T65.1X1	T65.1X2	T65.1X3	T65.1X4	--	--
Nydrazid	T37.1X1	T37.1X2	T37.1X3	T37.1X4	T37.1X5	T37.1X6
Nylidrin	T46.7X1	T46.7X2	T46.7X3	T46.7X4	T46.7X5	T46.7X6
Nystatin	T36.7X1	T36.7X2	T36.7X3	T36.7X4	T36.7X5	T36.7X6
topical	T49.0X1	T49.0X2	T49.0X3	T49.0X4	T49.0X5	T49.0X6
Nytol	T45.0X1	T45.0X2	T45.0X3	T45.0X4	T45.0X5	T45.0X6
O						
Obidoxime chloride	T50.6X1	T50.6X2	T50.6X3	T50.6X4	T50.6X5	T50.6X6
Octafonium (chloride)	T49.3X1	T49.3X2	T49.3X3	T49.3X4	T49.3X5	T49.3X6
Octamethyl pyrophos-phoramide	T60.0X1	T60.0X2	T60.0X3	T60.0X4	--	--
Octanoin	T50.991	T50.992	T50.993	T50.994	T50.995	T50.996
Octatropine methyl-bromide	T44.3X1	T44.3X2	T44.3X3	T44.3X4	T44.3X5	T44.3X6
Octotiamine	T45.2X1	T45.2X2	T45.2X3	T45.2X4	T45.2X5	T45.2X6
Octoxinol (9)	T49.8X1	T49.8X2	T49.8X3	T49.8X4	T49.8X5	T49.8X6
Octreotide	T38.991	T38.992	T38.993	T38.994	T38.995	T38.996
Octyl nitrite	T46.3X1	T46.3X2	T46.3X3	T46.3X4	T46.3X5	T46.3X6
Oestradiol	T38.5X1	T38.5X2	T38.5X3	T38.5X4	T38.5X5	T38.5X6
Oestriol	T38.5X1	T38.5X2	T38.5X3	T38.5X4	T38.5X5	T38.5X6
Oestrogen	T38.5X1	T38.5X2	T38.5X3	T38.5X4	T38.5X5	T38.5X6
Oestrone	T38.5X1	T38.5X2	T38.5X3	T38.5X4	T38.5X5	T38.5X6
Ofloxacin	T36.8X1	T36.8X2	T36.8X3	T36.8X4	T36.8X5	T36.8X6
Oil (of)	T65.891	T65.892	T65.893	T65.894	--	--
bitter almond	T62.8X1	T62.8X2	T62.8X3	T62.8X4	--	--
cloves	T49.7X1	T49.7X2	T49.7X3	T49.7X4	T49.7X5	T49.7X6

Substance	Poisoning, Accidental (unintentional)	Poisoning, Intentional self-harm	Poisoning, Assault	Poisoning, Undetermined	Adverse effect	Underdosing
colors	T65.6X1	T65.6X2	T65.6X3	T65.6X4	–	–
fumes	T59.891	T59.892	T59.893	T59.894	–	–
lubricating	T52.0X1	T52.0X2	T52.0X3	T52.0X4	–	–
niobe	T52.8X1	T52.8X2	T52.8X3	T52.8X4	–	–
vitriol (liquid)	T54.2X1	T54.2X2	T54.2X3	T54.2X4	–	–
fumes	T54.2X1	T54.2X2	T54.2X3	T54.2X4	–	–
wintergreen (bitter) NEC	T49.3X1	T49.3X2	T49.3X3	T49.3X4	T49.3X5	T49.3X6
Oily preparation (for skin)	T49.3X1	T49.3X2	T49.3X3	T49.3X4	T49.3X5	T49.3X6
Ointment NEC	T49.3X1	T49.3X2	T49.3X3	T49.3X4	T49.3X5	T49.3X6
Olanzapine	T43.591	T43.592	T43.593	T43.594	T43.595	T43.596
Oleander	T62.2X1	T62.2X2	T62.2X3	T62.2X4	–	–
Oleandomycin	T36.3X1	T36.3X2	T36.3X3	T36.3X4	T36.3X5	T36.3X6
Oleandrin	T46.0X1	T46.0X2	T46.0X3	T46.0X4	T46.0X5	T46.0X6
Oleic acid	T46.6X1	T46.6X2	T46.6X3	T46.6X4	T46.6X5	T46.6X6
Oleovitamin A	T45.2X1	T45.2X2	T45.2X3	T45.2X4	T45.2X5	T45.2X6
Oleum ricini	T47.2X1	T47.2X2	T47.2X3	T47.2X4	T47.2X5	T47.2X6
Olive oil (medicinal) **NEC**	T47.4X1	T47.4X2	T47.4X3	T47.4X4	T47.4X5	T47.4X6
Olivomycin	T45.1X1	T45.1X2	T45.1X3	T45.1X4	T45.1X5	T45.1X6
Olsalazine	T47.8X1	T47.8X2	T47.8X3	T47.8X4	T47.8X5	T47.8X6
Omeprazole	T47.1X1	T47.1X2	T47.1X3	T47.1X4	T47.1X5	T47.1X6
OMPA	T60.0X1	T60.0X2	T60.0X3	T60.0X4	–	–
Oncovin	T45.1X1	T45.1X2	T45.1X3	T45.1X4	T45.1X5	T45.1X6
Ondansetron	T45.0X1	T45.0X2	T45.0X3	T45.0X4	T45.0X5	T45.0X6
Ophthaine	T41.3X1	T41.3X2	T41.3X3	T41.3X4	T41.3X5	T41.3X6
Ophthetic	T41.3X1	T41.3X2	T41.3X3	T41.3X4	T41.3X5	T41.3X6

Substance	Poisoning, Accidental (unintentional)	Poisoning, Intentional self-harm	Poisoning, Assault	Poisoning, Undetermined	Adverse effect	Underdosing
Opiate NEC	T40.601	T40.602	T40.603	T40.604	T40.605	T40.606
antagonists	T50.7X1	T50.7X2	T50.7X3	T50.7X4	T50.7X5	T50.7X6
Opioid NEC	T40.2X1	T40.2X2	T40.2X3	T40.2X4	T40.2X5	T40.2X6
Opipramol	T43.011	T43.012	T43.013	T43.014	T43.015	T43.016
Opium alkaloids (total)	T40.0X1	T40.0X2	T40.0X3	T40.0X4	T40.0X5	T40.0X6
standardized powdered	T40.0X1	T40.0X2	T40.0X3	T40.0X4	T40.0X5	T40.0X6
tincture (camphorated)	T40.0X1	T40.0X2	T40.0X3	T40.0X4	T40.0X5	T40.0X6
Oracon	T38.4X1	T38.4X2	T38.4X3	T38.4X4	T38.4X5	T38.4X6
Oragrafin	T50.8X1	T50.8X2	T50.8X3	T50.8X4	T50.8X5	T50.8X6
Oral contraceptives	T38.4X1	T38.4X2	T38.4X3	T38.4X4	T38.4X5	T38.4X6
Oral rehydration salts	T50.3X1	T50.3X2	T50.3X3	T50.3X4	T50.3X5	T50.3X6
Orazamide	T50.991	T50.992	T50.993	T50.994	T50.995	T50.996
Orciprenaline	T48.291	T48.292	T48.293	T48.294	T48.295	T48.296
Organidin	T48.4X1	T48.4X2	T48.4X3	T48.4X4	T48.4X5	T48.4X6
Organonitrate NEC	T46.3X1	T46.3X2	T46.3X3	T46.3X4	T46.3X5	T46.3X6
Organophosphates	T60.0X1	T60.0X2	T60.0X3	T60.0X4	–	–
Orimune	T50.B91	T50.B92	T50.B93	T50.B94	T50.B95	T50.B96
Orinase	T38.3X1	T38.3X2	T38.3X3	T38.3X4	T38.3X5	T38.3X6
Ormeloxifene	T38.6X1	T38.6X2	T38.6X3	T38.6X4	T38.6X5	T38.6X6
Ornidazole	T37.3X1	T37.3X2	T37.3X3	T37.3X4	T37.3X5	T37.3X6
Ornithine aspartate	T50.991	T50.992	T50.993	T50.994	T50.995	T50.996
Ornoprostil	T47.1X1	T47.1X2	T47.1X3	T47.1X4	T47.1X5	T47.1X6
Orphenadrine (hydrochloride)	T42.8X1	T42.8X2	T42.8X3	T42.8X4	T42.8X5	T42.8X6
Ortal (sodium)	T42.3X1	T42.3X2	T42.3X3	T42.3X4	T42.3X5	T42.3X6
Orthoboric acid	T49.0X1	T49.0X2	T49.0X3	T49.0X4	T49.0X5	T49.0X6

Substance	Poisoning, Accidental (unintentional)	Poisoning, Intentional self-harm	Poisoning, Assault	Poisoning, Undetermined	Adverse effect	Underdosing
ENT agent	T49.6X1	T49.6X2	T49.6X3	T49.6X4	T49.6X5	T49.6X6
ophthalmic preparation	T49.5X1	T49.5X2	T49.5X3	T49.5X4	T49.5X5	T49.5X6
Orthocaine	T41.3X1	T41.3X2	T41.3X3	T41.3X4	T41.3X5	T41.3X6
Orthodichlorobenzene	T53.7X1	T53.7X2	T53.7X3	T53.7X4	–	–
Ortho-Novum	T38.4X1	T38.4X2	T38.4X3	T38.4X4	T38.4X5	T38.4X6
Orthotolidine (reagent)	T54.2X1	T54.2X2	T54.2X3	T54.2X4	–	–
Osmic acid (liquid)	T54.2X1	T54.2X2	T54.2X3	T54.2X4	–	–
fumes	T54.2X1	T54.2X2	T54.2X3	T54.2X4	–	–
Osmotic diuretics	T50.2X1	T50.2X2	T50.2X3	T50.2X4	T50.2X5	T50.2X6
Otilonium bromide	T44.3X1	T44.3X2	T44.3X3	T44.3X4	T44.3X5	T44.3X6
Otorhinolaryngological drug NEC	T49.6X1	T49.6X2	T49.6X3	T49.6X4	T49.6X5	T49.6X6
Ouabain (e)	T46.0X1	T46.0X2	T46.0X3	T46.0X4	T46.0X5	T46.0X6
Ovarian						
hormone	T38.5X1	T38.5X2	T38.5X3	T38.5X4	T38.5X5	T38.5X6
stimulant	T38.5X1	T38.5X2	T38.5X3	T38.5X4	T38.5X5	T38.5X6
Ovral	T38.4X1	T38.4X2	T38.4X3	T38.4X4	T38.4X5	T38.4X6
Ovulen	T38.4X1	T38.4X2	T38.4X3	T38.4X4	T38.4X5	T38.4X6
Oxacillin	T36.0X1	T36.0X2	T36.0X3	T36.0X4	T36.0X5	T36.0X6
Oxalic acid	T54.2X1	T54.2X2	T54.2X3	T54.2X4	–	–
ammonium salt	T50.991	T50.992	T50.993	T50.994	T50.995	T50.996
Oxamniquine	T37.4X1	T37.4X2	T37.4X3	T37.4X4	T37.4X5	T37.4X6
Oxanamide	T43.591	T43.592	T43.593	T43.594	T43.595	T43.596

Substance	Poisoning, Accidental (unintentional)	Poisoning, Intentional self-harm	Poisoning, Assault	Poisoning, Undetermined	Adverse effect	Underdosing
Oxandrolone	T38.7X1	T38.7X2	T38.7X3	T38.7X4	T38.7X5	T38.7X6
Oxantel	T37.4X1	T37.4X2	T37.4X3	T37.4X4	T37.4X5	T37.4X6
Oxapium iodide	T44.3X1	T44.3X2	T44.3X3	T44.3X4	T44.3X5	T44.3X6
Oxaprotiline	T43.021	T43.022	T43.023	T43.024	T43.025	T43.026
Oxaprozin	T39.311	T39.312	T39.313	T39.314	T39.315	T39.316
Oxatomide	T45.0X1	T45.0X2	T45.0X3	T45.0X4	T45.0X5	T45.0X6
Oxazepam	T42.4X1	T42.4X2	T42.4X3	T42.4X4	T42.4X5	T42.4X6
Oxazimedrine	T50.5X1	T50.5X2	T50.5X3	T50.5X4	T50.5X5	T50.5X6
Oxazolam	T42.4X1	T42.4X2	T42.4X3	T42.4X4	T42.4X5	T42.4X6
Oxazolidine derivatives	T42.2X1	T42.2X2	T42.2X3	T42.2X4	T42.2X5	T42.2X6
Oxazolidinedione (derivative)	T42.2X1	T42.2X2	T42.2X3	T42.2X4	T42.2X5	T42.2X6
Ox bile extract	T47.5X1	T47.5X2	T47.5X3	T47.5X4	T47.5X5	T47.5X6
Oxcarbazepine	T42.1X1	T42.1X2	T42.1X3	T42.1X4	T42.1X5	T42.1X6
Oxedrine	T44.4X1	T44.4X2	T44.4X3	T44.4X4	T44.4X5	T44.4X6
Oxeladin (citrate)	T48.3X1	T48.3X2	T48.3X3	T48.3X4	T48.3X5	T48.3X6
Oxendolone	T38.5X1	T38.5X2	T38.5X3	T38.5X4	T38.5X5	T38.5X6
Oxetacaine	T41.3X1	T41.3X2	T41.3X3	T41.3X4	T41.3X5	T41.3X6
Oxethazine	T41.3X1	T41.3X2	T41.3X3	T41.3X4	T41.3X5	T41.3X6
Oxetorone	T39.8X1	T39.8X2	T39.8X3	T39.8X4	T39.8X5	T39.8X6
Oxiconazole	T49.0X1	T49.0X2	T49.0X3	T49.0X4	T49.0X5	T49.0X6
Oxidizing agent NEC	T54.91	T54.92	T54.93	T54.94	—	—
Oxipurinol	T50.4X1	T50.4X2	T50.4X3	T50.4X4	T50.4X5	T50.4X6
Oxitriptan	T43.291	T43.292	T43.293	T43.294	T43.295	T43.296
Oxitropium bromide	T48.6X1	T48.6X2	T48.6X3	T48.6X4	T48.6X5	T48.6X6

Substance	Poisoning, Accidental (unintentional)	Poisoning, Intentional self-harm	Poisoning, Assault	Poisoning, Undetermined	Adverse effect	Underdosing
Oxodipine	T46.1X1	T46.1X2	T46.1X3	T46.1X4	T46.1X5	T46.1X6
Oxolamine	T48.3X1	T48.3X2	T48.3X3	T48.3X4	T48.3X5	T48.3X6
Oxolinic acid	T37.8X1	T37.8X2	T37.8X3	T37.8X4	T37.8X5	T37.8X6
Oxomemazine	T43.3X1	T43.3X2	T43.3X3	T43.3X4	T43.3X5	T43.3X6
Oxophenarsine	T37.3X1	T37.3X2	T37.3X3	T37.3X4	T37.3X5	T37.3X6
Oxprenolol	T44.7X1	T44.7X2	T44.7X3	T44.7X4	T44.7X5	T44.7X6
Oxsoralen	T49.3X1	T49.3X2	T49.3X3	T49.3X4	T49.3X5	T49.3X6
Oxtriphylline	T48.6X1	T48.6X2	T48.6X3	T48.6X4	T48.6X5	T48.6X6
Oxybate sodium	T41.291	T41.292	T41.293	T41.294	T41.295	T41.296
Oxybuprocaine	T41.3X1	T41.3X2	T41.3X3	T41.3X4	T41.3X5	T41.3X6
Oxybutynin	T44.3X1	T44.3X2	T44.3X3	T44.3X4	T44.3X5	T44.3X6
Oxychlorosene	T49.0X1	T49.0X2	T49.0X3	T49.0X4	T49.0X5	T49.0X6
Oxycodone	T40.2X1	T40.2X2	T40.2X3	T40.2X4	T40.2X5	T40.2X6
Oxyfedrine	T46.3X1	T46.3X2	T46.3X3	T46.3X4	T46.3X5	T46.3X6
Oxygen	T41.5X1	T41.5X2	T41.5X3	T41.5X4	T41.5X5	T41.5X6
Oxylone	T49.0X1	T49.0X2	T49.0X3	T49.0X4	T49.0X5	T49.0X6
ophthalmic preparation	T49.5X1	T49.5X2	T49.5X3	T49.5X4	T49.5X5	T49.5X6
Oxymesterone	T38.7X1	T38.7X2	T38.7X3	T38.7X4	T38.7X5	T38.7X6
Oxymetazoline	T48.5X1	T48.5X2	T48.5X3	T48.5X4	T48.5X5	T48.5X6
Oxymetholone	T38.7X1	T38.7X2	T38.7X3	T38.7X4	T38.7X5	T38.7X6
Oxymorphone	T40.2X1	T40.2X2	T40.2X3	T40.2X4	T40.2X5	T40.2X6
Oxypertine	T43.591	T43.592	T43.593	T43.594	T43.595	T43.596
Oxyphenbutazone	T39.2X1	T39.2X2	T39.2X3	T39.2X4	T39.2X5	T39.2X6
Oxyphencyclimine	T44.3X1	T44.3X2	T44.3X3	T44.3X4	T44.3X5	T44.3X6
Oxyphenisatine	T47.2X1	T47.2X2	T47.2X3	T47.2X4	T47.2X5	T47.2X6
Oxyphenonium bromide	T44.3X1	T44.3X2	T44.3X3	T44.3X4	T44.3X5	T44.3X6

Substance	Poisoning, Accidental (unintentional)	Poisoning, Intentional self-harm	Poisoning, Assault	Poisoning, Undetermined	Adverse effect	Underdosing
Oxypolygelatin	T45.8X1	T45.8X2	T45.8X3	T45.8X4	T45.8X5	T45.8X6
Oxyquinoline (derivatives)	T37.8X1	T37.8X2	T37.8X3	T37.8X4	T37.8X5	T37.8X6
Oxytetracycline	T36.4X1	T36.4X2	T36.4X3	T36.4X4	T36.4X5	T36.4X6
Oxytocic drug NEC	T48.0X1	T48.0X2	T48.0X3	T48.0X4	T48.0X5	T48.0X6
Oxytocin (synthetic)	T48.0X1	T48.0X2	T48.0X3	T48.0X4	T48.0X5	T48.0X6
Ozone	T59.891	T59.892	T59.893	T59.894	–	–
P						
PABA	T49.3X1	T49.3X2	T49.3X3	T49.3X4	T49.3X5	T49.3X6
Packed red cells	T45.8X1	T45.8X2	T45.8X3	T45.8X4	T45.8X5	T45.8X6
Padimate	T49.3X1	T49.3X2	T49.3X3	T49.3X4	T49.3X5	T49.3X6
Paint NEC	T65.6X1	T65.6X2	T65.6X3	T65.6X4	–	–
cleaner	T52.91	T52.92	T52.93	T52.94	–	–
fumes NEC	T59.891	T59.892	T59.893	T59.894	–	–
lead (fumes)	T56.0X1	T56.0X2	T56.0X3	T56.0X4	–	–
solvent NEC	T52.8X1	T52.8X2	T52.8X3	T52.8X4	–	–
stripper	T52.8X1	T52.8X2	T52.8X3	T52.8X4	–	–
Palfium	T40.2X1	T40.2X2	T40.2X3	T40.2X4	–	–
Palm kernel oil	T50.991	T50.992	T50.993	T50.994	T50.995	T50.996
Paludrine	T37.2X1	T37.2X2	T37.2X3	T37.2X4	T37.2X5	T37.2X6
PAM (pralidoxime)	T50.6X1	T50.6X2	T50.6X3	T50.6X4	T50.6X5	T50.6X6
Pamaquine (naphthoute)	T37.2X1	T37.2X2	T37.2X3	T37.2X4	T37.2X5	T37.2X6
Panadol	T39.1X1	T39.1X2	T39.1X3	T39.1X4	T39.1X5	T39.1X6
Pancreatic						
digestive secretion stimulant	T47.8X1	T47.8X2	T47.8X3	T47.8X4	T47.8X5	T47.8X6
dornase	T45.3X1	T45.3X2	T45.3X3	T45.3X4	T45.3X5	T45.3X6

Substance	Poisoning, Accidental (unintentional)	Poisoning, Intentional self-harm	Poisoning, Assault	Poisoning, Undetermined	Adverse effect	Underdosing
Pancreatin	T47.5X1	T47.5X2	T47.5X3	T47.5X4	T47.5X5	T47.5X6
Pancrelipase	T47.5X1	T47.5X2	T47.5X3	T47.5X4	T47.5X5	T47.5X6
Pancuronium (bromide)	T48.1X1	T48.1X2	T48.1X3	T48.1X4	T48.1X5	T48.1X6
Pangamic acid	T45.2X1	T45.2X2	T45.2X3	T45.2X4	T45.2X5	T45.2X6
Panthenol	T45.2X1	T45.2X2	T45.2X3	T45.2X4	T45.2X5	T45.2X6
topical	T49.8X1	T49.8X2	T49.8X3	T49.8X4	T49.8X5	T49.8X6
Pantopon	T40.0X1	T40.0X2	T40.0X3	T40.0X4	T40.0X5	T40.0X6
Pantothenic acid	T45.2X1	T45.2X2	T45.2X3	T45.2X4	T45.2X5	T45.2X6
Panwarfin	T45.511	T45.512	T45.513	T45.514	T45.515	T45.516
Papain	T47.5X1	T47.5X2	T47.5X3	T47.5X4	T47.5X5	T47.5X6
digestant	T47.5X1	T47.5X2	T47.5X3	T47.5X4	T47.5X5	T47.5X6
Papaveretum	T40.0X1	T40.0X2	T40.0X3	T40.0X4	T40.0X5	T40.0X6
Papaverine	T44.3X1	T44.3X2	T44.3X3	T44.3X4	T44.3X5	T44.3X6
Para-acetamidophenol	T39.1X1	T39.1X2	T39.1X3	T39.1X4	T39.1X5	T39.1X6
Para-aminobenzoic acid	T49.3X1	T49.3X2	T49.3X3	T49.3X4	T49.3X5	T49.3X6
Para-aminophenol derivatives	T39.1X1	T39.1X2	T39.1X3	T39.1X4	T39.1X5	T39.1X6
Para-aminosalicylic acid	T37.1X1	T37.1X2	T37.1X3	T37.1X4	T37.1X5	T37.1X6
Paracetaldehyde	T42.6X1	T42.6X2	T42.6X3	T42.6X4	T42.6X5	T42.6X6
Paracetamol	T39.1X1	T39.1X2	T39.1X3	T39.1X4	T39.1X5	T39.1X6
Parachlorophenol (camphorated)	T49.0X1	T49.0X2	T49.0X3	T49.0X4	T49.0X5	T49.0X6
Paracodin	T40.2X1	T40.2X2	T40.2X3	T40.2X4	T40.2X5	T40.2X6
Paradione	T42.2X1	T42.2X2	T42.2X3	T42.2X4	T42.2X5	T42.2X6
Paraffin(s) (wax)	T52.0X1	T52.0X2	T52.0X3	T52.0X4	–	–
liquid (medicinal)	T47.4X1	T47.4X2	T47.4X3	T47.4X4	T47.4X5	T47.4X6
nonmedicinal	T52.0X1	T52.0X2	T52.0X3	T52.0X4	–	–

Substance	Poisoning, Accidental (unintentional)	Poisoning, Intentional self-harm	Poisoning, Assault	Poisoning, Undetermined	Adverse effect	Underdosing
Paraformaldehyde	T60.3X1	T60.3X2	T60.3X3	T60.3X4	–	–
Paraldehyde	T42.6X1	T42.6X2	T42.6X3	T42.6X4	T42.6X5	T42.6X6
Paramethadione	T42.2X1	T42.2X2	T42.2X3	T42.2X4	T42.2X5	T42.2X6
Paramethasone	T38.0X1	T38.0X2	T38.0X3	T38.0X4	T38.0X5	T38.0X6
acetate	T49.0X1	T49.0X2	T49.0X3	T49.0X4	T49.0X5	T49.0X6
Paraoxon	T60.0X1	T60.0X2	T60.0X3	T60.0X4	–	–
Paraquat	T60.3X1	T60.3X2	T60.3X3	T60.3X4	–	–
Parasympatholytic NEC	T44.3X1	T44.3X2	T44.3X3	T44.3X4	T44.3X5	T44.3X6
Parasympathomimetic drug NEC	T44.1X1	T44.1X2	T44.1X3	T44.1X4	T44.1X5	T44.1X6
Parathion	T60.0X1	T60.0X2	T60.0X3	T60.0X4	–	–
Parathormone	T50.991	T50.992	T50.993	T50.994	T50.995	T50.996
Parathyroid extract	T50.991	T50.992	T50.993	T50.994	T50.995	T50.996
Paratyphoid vaccine	T50.A91	T50.A92	T50.A93	T50.A94	T50.A95	T50.A96
Paredrine	T44.4X1	T44.4X2	T44.4X3	T44.4X4	T44.4X5	T44.4X6
Paregoric	T40.0X1	T40.0X2	T40.0X3	T40.0X4	T40.0X5	T40.0X6
Pargyline	T46.5X1	T46.5X2	T46.5X3	T46.5X4	T46.5X5	T46.5X6
Paris green	T57.0X1	T57.0X2	T57.0X3	T57.0X4	–	–
insecticide	T57.0X1	T57.0X2	T57.0X3	T57.0X4	–	–
Parnate	T43.1X1	T43.1X2	T43.1X3	T43.1X4	T43.1X5	T43.1X6
Paromomycin	T36.5X1	T36.5X2	T36.5X3	T36.5X4	T36.5X5	T36.5X6
Paroxypropione	T45.1X1	T45.1X2	T45.1X3	T45.1X4	T45.1X5	T45.1X6
Parzone	T40.2X1	T40.2X2	T40.2X3	T40.2X4	T40.2X5	T40.2X6
PAS	T37.1X1	T37.1X2	T37.1X3	T37.1X4	T37.1X5	T37.1X6
Pasiniazid	T37.1X1	T37.1X2	T37.1X3	T37.1X4	T37.1X5	T37.1X6
PBB (polybrominated biphenyls)	T65.891	T65.892	T65.893	T65.894	–	–

Substance	Poisoning, Accidental (unintentional)	Poisoning, Intentional self-harm	Poisoning, Assault	Poisoning, Undetermined	Adverse effect	Underdosing
PCB	T65.891	T65.892	T65.893	T65.894	--	--
PCP						
meaning pentachlorophenol	T60.1X1	T60.1X2	T60.1X3	T60.1X4	--	--
fungicide	T60.3X1	T60.3X2	T60.3X3	T60.3X4	--	--
herbicide	T60.3X1	T60.3X2	T60.3X3	T60.3X4	--	--
insecticide	T60.1X1	T60.1X2	T60.1X3	T60.1X4	--	--
meaning phencyclidine	T40.991	T40.992	T40.993	T40.994	--	--
Peach kernel oil (emulsion)	T47.4X1	T47.4X2	T47.4X3	T47.4X4	T47.4X5	T47.4X6
Peanut oil (emulsion) **NEC**	T47.4X1	T47.4X2	T47.4X3	T47.4X4	T47.4X5	T47.4X6
topical	T49.3X1	T49.3X2	T49.3X3	T49.3X4	T49.3X5	T49.3X6
Pearly Gates (morning glory seeds)	T40.991	T40.992	T40.993	T40.994	--	--
Pecazine	T43.3X1	T43.3X2	T43.3X3	T43.3X4	T43.3X5	T43.3X6
Pectin	T47.6X1	T47.6X2	T47.6X3	T47.6X4	T47.6X5	T47.6X6
Pefloxacin	T37.8X1	T37.8X2	T37.8X3	T37.8X4	T37.8X5	T37.8X6
Pegademase, bovine	T50.Z91	T50.Z92	T50.Z93	T50.Z94	T50.Z95	T50.Z96
Pelletierine tannate	T37.4X1	T37.4X2	T37.4X3	T37.4X4	T37.4X5	T37.4X6
Pemirolast (potassium)	T48.6X1	T48.6X2	T48.6X3	T48.6X4	T48.6X5	T48.6X6
Pemoline	T50.7X1	T50.7X2	T50.7X3	T50.7X4	T50.7X5	T50.7X6
Pempidine	T44.2X1	T44.2X2	T44.2X3	T44.2X4	T44.2X5	T44.2X6
Penamecillin	T36.0X1	T36.0X2	T36.0X3	T36.0X4	T36.0X5	T36.0X6
Penbutolol	T44.7X1	T44.7X2	T44.7X3	T44.7X4	T44.7X5	T44.7X6
Penethamate	T36.0X1	T36.0X2	T36.0X3	T36.0X4	T36.0X5	T36.0X6
Penfluridol	T43.591	T43.592	T43.593	T43.594	T43.595	T43.596
Penflutizide	T50.2X1	T50.2X2	T50.2X3	T50.2X4	T50.2X5	T50.2X6

Substance	Poisoning, Accidental (unintentional)	Poisoning, Intentional self-harm	Poisoning, Assault	Poisoning, Undetermined	Adverse effect	Underdosing
Pengitoxin	T46.0X1	T46.0X2	T46.0X3	T46.0X4	T46.0X5	T46.0X6
Penicillamine	T50.6X1	T50.6X2	T50.6X3	T50.6X4	T50.6X5	T50.6X6
Penicillin (any)	T36.0X1	T36.0X2	T36.0X3	T36.0X4	T36.0X5	T36.0X6
Penicillinase	T45.3X1	T45.3X2	T45.3X3	T45.3X4	T45.3X5	T45.3X6
Penicilloyl polylysine	T50.8X1	T50.8X2	T50.8X3	T50.8X4	T50.8X5	T50.8X6
Penimepicycline	T36.4X1	T36.4X2	T36.4X3	T36.4X4	T36.4X5	T36.4X6
Pentachloroethane	T53.6X1	T53.6X2	T53.6X3	T53.6X4	–	–
Pentachloronaphthalene	T53.7X1	T53.7X2	T53.7X3	T53.7X4	–	–
Pentachlorophenol (pesticide)	T60.1X1	T60.1X2	T60.1X3	T60.1X4	–	–
fungicide	T60.3X1	T60.3X2	T60.3X3	T60.3X4	–	–
herbicide	T60.3X1	T60.3X2	T60.3X3	T60.3X4	–	–
insecticide	T60.1X1	T60.1X2	T60.1X3	T60.1X4	–	–
Pentaerythritol	T46.3X1	T46.3X2	T46.3X3	T46.3X4	T46.3X5	T46.3X6
chloral	T42.6X1	T42.6X2	T42.6X3	T42.6X4	T42.6X5	T42.6X6
tetranitrate NEC	T46.3X1	T46.3X2	T46.3X3	T46.3X4	T46.3X5	T46.3X6
Pentaerythrityl tetranitrate	T46.3X1	T46.3X2	T46.3X3	T46.3X4	T46.3X5	T46.3X6
Pentagastrin	T50.8X1	T50.8X2	T50.8X3	T50.8X4	T50.8X5	T50.8X6
Pentalin	T53.6X1	T53.6X2	T53.6X3	T53.6X4	–	–
Pentamethonium bromide	T44.2X1	T44.2X2	T44.2X3	T44.2X4	T44.2X5	T44.2X6
Pentamidine	T37.3X1	T37.3X2	T37.3X3	T37.3X4	T37.3X5	T37.3X6
Pentanol	T51.3X1	T51.3X2	T51.3X3	T51.3X4	–	–
Pentapyrrolinium (bitartrate)	T44.2X1	T44.2X2	T44.2X3	T44.2X4	T44.2X5	T44.2X6
Pentaquine	T37.2X1	T37.2X2	T37.2X3	T37.2X4	T37.2X5	T37.2X6

Substance	Poisoning, Accidental (unintentional)	Poisoning, Intentional self-harm	Poisoning, Assault	Poisoning, Undetermined	Adverse effect	Underdosing
Pentazocine	T40.491	T40.492	T40.493	T40.494	T40.495	T40.496
Pentetrazole	T50.7X1	T50.7X2	T50.7X3	T50.7X4	T50.7X5	T50.7X6
Penthienate bromide	T44.3X1	T44.3X2	T44.3X3	T44.3X4	T44.3X5	T44.3X6
Pentifylline	T46.7X1	T46.7X2	T46.7X3	T46.7X4	T46.7X5	T46.7X6
Pentobarbital	T42.3X1	T42.3X2	T42.3X3	T42.3X4	T42.3X5	T42.3X6
sodium	T42.3X1	T42.3X2	T42.3X3	T42.3X4	T42.3X5	T42.3X6
Pentobarbitone	T42.3X1	T42.3X2	T42.3X3	T42.3X4	T42.3X5	T42.3X6
Pentolonium tartrate	T44.2X1	T44.2X2	T44.2X3	T44.2X4	T44.2X5	T44.2X6
Pentosan polysulfate (sodium)	T39.8X1	T39.8X2	T39.8X3	T39.8X4	T39.8X5	T39.8X6
Pentostatin	T45.1X1	T45.1X2	T45.1X3	T45.1X4	T45.1X5	T45.1X6
Pentothal	T41.1X1	T41.1X2	T41.1X3	T41.1X4	T41.1X5	T41.1X6
Pentoxifylline	T46.7X1	T46.7X2	T46.7X3	T46.7X4	T46.7X5	T46.7X6
Pentoxyverine	T48.3X1	T48.3X2	T48.3X3	T48.3X4	T48.3X5	T48.3X6
Pentrinat	T46.3X1	T46.3X2	T46.3X3	T46.3X4	T46.3X5	T46.3X6
Pentylenetetrazole	T50.7X1	T50.7X2	T50.7X3	T50.7X4	T50.7X5	T50.7X6
Pentylsalicylamide	T37.1X1	T37.1X2	T37.1X3	T37.1X4	T37.1X5	T37.1X6
Pentymal	T42.3X1	T42.3X2	T42.3X3	T42.3X4	T42.3X5	T42.3X6
Peplomycin	T45.1X1	T45.1X2	T45.1X3	T45.1X4	T45.1X5	T45.1X6
Peppermint (oil)	T47.5X1	T47.5X2	T47.5X3	T47.5X4	T47.5X5	T47.5X6
Pepsin	T47.5X1	T47.5X2	T47.5X3	T47.5X4	T47.5X5	T47.5X6
digestant	T47.5X1	T47.5X2	T47.5X3	T47.5X4	T47.5X5	T47.5X6
Pepstatin	T47.1X1	T47.1X2	T47.1X3	T47.1X4	T47.1X5	T47.1X6
Peptavlon	T50.8X1	T50.8X2	T50.8X3	T50.8X4	T50.8X5	T50.8X6
Perazine	T43.3X1	T43.3X2	T43.3X3	T43.3X4	T43.3X5	T43.3X6

Substance	Poisoning, Accidental (unintentional)	Poisoning, Intentional self-harm	Poisoning, Assault	Poisoning, Undetermined	Adverse effect	Underdosing
Percaine (spinal)	T41.3X1	T41.3X2	T41.3X3	T41.3X4	T41.3X5	T41.3X6
topical (surface)	T41.3X1	T41.3X2	T41.3X3	T41.3X4	T41.3X5	T41.3X6
Perchloroethylene	T53.3X1	T53.3X2	T53.3X3	T53.3X4	--	--
medicinal	T37.4X1	T37.4X2	T37.4X3	T37.4X4	T37.4X5	T37.4X6
vapor	T53.3X1	T53.3X2	T53.3X3	T53.3X4	--	--
Percodan	T40.2X1	T40.2X2	T40.2X3	T40.2X4	T40.2X5	T40.2X6
Percogesic (*see also* acetaminophen)	T45.0X1	T45.0X2	T45.0X3	T45.0X4	T45.0X5	T45.0X6
Percorten	T38.0X1	T38.0X2	T38.0X3	T38.0X4	T38.0X5	T38.0X6
Pergolide	T42.8X1	T42.8X2	T42.8X3	T42.8X4	T42.8X5	T42.8X6
Pergonal	T38.811	T38.812	T38.813	T38.814	T38.815	T38.816
Perhexilene	T46.3X1	T46.3X2	T46.3X3	T46.3X4	T46.3X5	T46.3X6
Perhexiline (maleate)	T46.3X1	T46.3X2	T46.3X3	T46.3X4	T46.3X5	T46.3X6
Periactin	T45.0X1	T45.0X2	T45.0X3	T45.0X4	T45.0X5	T45.0X6
Periciazine	T43.3X1	T43.3X2	T43.3X3	T43.3X4	T43.3X5	T43.3X6
Periclor	T42.6X1	T42.6X2	T42.6X3	T42.6X4	T42.6X5	T42.6X6
Perindopril	T46.4X1	T46.4X2	T46.4X3	T46.4X4	T46.4X5	T46.4X6
Perisoxal	T39.8X1	T39.8X2	T39.8X3	T39.8X4	T39.8X5	T39.8X6
Peritoneal dialysis solution	T50.3X1	T50.3X2	T50.3X3	T50.3X4	T50.3X5	T50.3X6
Peritrate	T46.3X1	T46.3X2	T46.3X3	T46.3X4	T46.3X5	T46.3X6
Perlapine	T42.4X1	T42.4X2	T42.4X3	T42.4X4	T42.4X5	T42.4X6
Permanganate	T65.891	T65.892	T65.893	T65.894	--	--
Permethrin	T60.1X1	T60.1X2	T60.1X3	T60.1X4	--	--

Substance	Poisoning, Accidental (unintentional)	Poisoning, Intentional self-harm	Poisoning, Assault	Poisoning, Undetermined	Adverse effect	Underdosing
Pernocton	T42.3X1	T42.3X2	T42.3X3	T42.3X4	T42.3X5	T42.3X6
Pernoston	T42.3X1	T42.3X2	T42.3X3	T42.3X4	T42.3X5	T42.3X6
Peronine	T40.2X1	T40.2X2	T40.2X3	T40.2X4	–	–
Perphenazine	T43.3X1	T43.3X2	T43.3X3	T43.3X4	T43.3X5	T43.3X6
Pertofrane	T43.011	T43.012	T43.013	T43.014	T43.015	T43.016
Pertussis						
immune serum (human)	T50.Z11	T50.Z12	T50.Z13	T50.Z14	T50.Z15	T50.Z16
vaccine (with diphtheria toxoid) (with tetanus toxoid)	T50.A11	T50.A12	T50.A13	T50.A14	T50.A15	T50.A16
Peruvian balsam	T49.0X1	T49.0X2	T49.0X3	T49.0X4	T49.0X5	T49.0X6
Peruvoside	T46.0X1	T46.0X2	T46.0X3	T46.0X4	T46.0X5	T46.0X6
Pesticide (dust) (fumes) (vapor) **NEC**	T60.91	T60.92	T60.93	T60.94	–	–
arsenic	T57.0X1	T57.0X2	T57.0X3	T57.0X4	–	–
chlorinated	T60.1X1	T60.1X2	T60.1X3	T60.1X4	–	–
cyanide	T65.0X1	T65.0X2	T65.0X3	T65.0X4	–	–
kerosene	T52.0X1	T52.0X2	T52.0X3	T52.0X4	–	–
mixture (of compounds)	T60.91	T60.92	T60.93	T60.94	–	–
naphthalene	T60.2X1	T60.2X2	T60.2X3	T60.2X4	–	–
organochlorine (compounds)	T60.1X1	T60.1X2	T60.1X3	T60.1X4	–	–
petroleum (distillate) (products) NEC	T60.8X1	T60.8X2	T60.8X3	T60.8X4	–	–
specified ingredient NEC	T60.8X1	T60.8X2	T60.8X3	T60.8X4	–	–
strychnine	T65.1X1	T65.1X2	T65.1X3	T65.1X4	–	–
thallium	T60.4X1	T60.4X2	T60.4X3	T60.4X4	–	–
Pethidine	T40.491	T40.492	T40.493	T40.494	T40.495	T40.496

Substance	Poisoning, Accidental (unintentional)	Poisoning, Intentional self-harm	Poisoning, Assault	Poisoning, Undetermined	Adverse effect	Underdosing
Petrichloral	T42.6X1	T42.6X2	T42.6X3	T42.6X4	T42.6X5	T42.6X6
Petrol	T52.0X1	T52.0X2	T52.0X3	T52.0X4	–	–
vapor	T52.0X1	T52.0X2	T52.0X3	T52.0X4	–	–
Petrolatum	T49.3X1	T49.3X2	T49.3X3	T49.3X4	T49.3X5	T49.3X6
hydrophilic	T49.3X1	T49.3X2	T49.3X3	T49.3X4	T49.3X5	T49.3X6
liquid	T47.4X1	T47.4X2	T47.4X3	T47.4X4	T47.4X5	T47.4X6
topical	T49.3X1	T49.3X2	T49.3X3	T49.3X4	T49.3X5	T49.3X6
nonmedicinal	T52.0X1	T52.0X2	T52.0X3	T52.0X4	–	–
red veterinary	T49.3X1	T49.3X2	T49.3X3	T49.3X4	T49.3X5	T49.3X6
white	T49.3X1	T49.3X2	T49.3X3	T49.3X4	T49.3X5	T49.3X6
Petroleum (products) **NEC**	T52.0X1	T52.0X2	T52.0X3	T52.0X4	–	–
benzine(s) — *see* Ligroin						
ether — *see* Ligroin						
jelly — *see* Petrolatum						
naphtha — *see* Ligroin						
pesticide	T60.8X1	T60.8X2	T60.8X3	T60.8X4	–	–
solids	T52.0X1	T52.0X2	T52.0X3	T52.0X4	–	–
solvents	T52.0X1	T52.0X2	T52.0X3	T52.0X4	–	–
vapor	T52.0X1	T52.0X2	T52.0X3	T52.0X4	–	–
Peyote	T40.991	T40.992	T40.993	T40.994	–	–
Phanodorm, phanodorn	T42.3X1	T42.3X2	T42.3X3	T42.3X4	T42.3X5	T42.3X6
Phanquinone	T37.3X1	T37.3X2	T37.3X3	T37.3X4	T37.3X5	T37.3X6
Phanquone	T37.3X1	T37.3X2	T37.3X3	T37.3X4	T37.3X5	T37.3X6
Pharmaceutical						

Substance	Poisoning, Accidental (unintentional)	Poisoning, Intentional self-harm	Poisoning, Assault	Poisoning, Undetermined	Adverse effect	Underdosing
adjunct NEC	T50.901	T50.902	T50.903	T50.904	T50.905	T50.906
excipient NEC	T50.901	T50.902	T50.903	T50.904	T50.905	T50.906
sweetener	T50.901	T50.902	T50.903	T50.904	T50.905	T50.906
viscous agent	T50.901	T50.902	T50.903	T50.904	T50.905	T50.906
Phemitone	T42.3X1	T42.3X2	T42.3X3	T42.3X4	T42.3X5	T42.3X6
Phenacaine	T41.3X1	T41.3X2	T41.3X3	T41.3X4	T41.3X5	T41.3X6
Phenacemide	T42.6X1	T42.6X2	T42.6X3	T42.6X4	T42.6X5	T42.6X6
Phenacetin	T39.1X1	T39.1X2	T39.1X3	T39.1X4	T39.1X5	T39.1X6
Phenadoxone	T40.2X1	T40.2X2	T40.2X3	T40.2X4	–	–
Phenaglycodol	T43.591	T43.592	T43.593	T43.594	T43.595	T43.596
Phenantoin	T42.0X1	T42.0X2	T42.0X3	T42.0X4	T42.0X5	T42.0X6
Phenaphthazine reagent	T50.991	T50.992	T50.993	T50.994	T50.995	T50.996
Phenazocine	T40.491	T40.492	T40.493	T40.494	T40.495	T40.496
Phenazone	T39.2X1	T39.2X2	T39.2X3	T39.2X4	T39.2X5	T39.2X6
Phenazopyridine	T39.8X1	T39.8X2	T39.8X3	T39.8X4	T39.8X5	T39.8X6
Phenbenicillin	T36.0X1	T36.0X2	T36.0X3	T36.0X4	T36.0X5	T36.0X6
Phenbutrazate	T50.5X1	T50.5X2	T50.5X3	T50.5X4	T50.5X5	T50.5X6
Phencyclidine	T40.991	T40.992	T40.993	T40.994	T40.995	T40.996
Phendimetrazine	T50.5X1	T50.5X2	T50.5X3	T50.5X4	T50.5X5	T50.5X6
Phenelzine	T43.1X1	T43.1X2	T43.1X3	T43.1X4	T43.1X5	T43.1X6
Phenemal	T42.3X1	T42.3X2	T42.3X3	T42.3X4	T42.3X5	T42.3X6
Phenergan	T42.6X1	T42.6X2	T42.6X3	T42.6X4	T42.6X5	T42.6X6

Substance	Poisoning, Accidental (unintentional)	Poisoning, Intentional self-harm	Poisoning, Assault	Poisoning, Undetermined	Adverse effect	Underdosing
Pheneticillin	T36.0X1	T36.0X2	T36.0X3	T36.0X4	T36.0X5	T36.0X6
Pheneturide	T42.6X1	T42.6X2	T42.6X3	T42.6X4	T42.6X5	T42.6X6
Phenformin	T38.3X1	T38.3X2	T38.3X3	T38.3X4	T38.3X5	T38.3X6
Phenglutarimide	T44.3X1	T44.3X2	T44.3X3	T44.3X4	T44.3X5	T44.3X6
Phenicarbazide	T39.8X1	T39.8X2	T39.8X3	T39.8X4	T39.8X5	T39.8X6
Phenindamine	T45.0X1	T45.0X2	T45.0X3	T45.0X4	T45.0X5	T45.0X6
Phenindione	T45.511	T45.512	T45.513	T45.514	T45.515	T45.516
Pheniprazine	T43.1X1	T43.1X2	T43.1X3	T43.1X4	T43.1X5	T43.1X6
Pheniramine	T45.0X1	T45.0X2	T45.0X3	T45.0X4	T45.0X5	T45.0X6
Phenisatin	T47.2X1	T47.2X2	T47.2X3	T47.2X4	T47.2X5	T47.2X6
Phenmetrazine	T50.5X1	T50.5X2	T50.5X3	T50.5X4	T50.5X5	T50.5X6
Phenobal	T42.3X1	T42.3X2	T42.3X3	T42.3X4	T42.3X5	T42.3X6
Phenobarbital	T42.3X1	T42.3X2	T42.3X3	T42.3X4	T42.3X5	T42.3X6
with						
mephenytoin	T42.3X1	T42.3X2	T42.3X3	T42.3X4	T42.3X5	T42.3X6
phenytoin	T42.3X1	T42.3X2	T42.3X3	T42.3X4	T42.3X5	T42.3X6
sodium	T42.3X1	T42.3X2	T42.3X3	T42.3X4	T42.3X5	T42.3X6
Phenobarbitone	T42.3X1	T42.3X2	T42.3X3	T42.3X4	T42.3X5	T42.3X6
Phenobutiodil	T50.8X1	T50.8X2	T50.8X3	T50.8X4	T50.8X5	T50.8X6
Phenoctide	T49.0X1	T49.0X2	T49.0X3	T49.0X4	T49.0X5	T49.0X6
Phenol	T49.0X1	T49.0X2	T49.0X3	T49.0X4	T49.0X5	T49.0X6
disinfectant	T54.0X1	T54.0X2	T54.0X3	T54.0X4	–	–
in oil injection	T46.8X1	T46.8X2	T46.8X3	T46.8X4	T46.8X5	T46.8X6
medicinal	T49.1X1	T49.1X2	T49.1X3	T49.1X4	T49.1X5	T49.1X6
nonmedicinal NEC	T54.0X1	T54.0X2	T54.0X3	T54.0X4	–	–

Substance	Poisoning, Accidental (unintentional)	Poisoning, Intentional self-harm	Poisoning, Assault	Poisoning, Undetermined	Adverse effect	Underdosing
pesticide	T60.8X1	T60.8X2	T60.8X3	T60.8X4	–	–
red	T50.8X1	T50.8X2	T50.8X3	T50.8X4	T50.8X5	T50.8X6
Phenolic preparation	T49.1X1	T49.1X2	T49.1X3	T49.1X4	T49.1X5	T49.1X6
Phenolphthalein	T47.2X1	T47.2X2	T47.2X3	T47.2X4	T47.2X5	T47.2X6
Phenolsulfonphthalein	T50.8X1	T50.8X2	T50.8X3	T50.8X4	T50.8X5	T50.8X6
Phenomorphan	T40.2X1	T40.2X2	T40.2X3	T40.2X4	–	–
Phenonyl	T42.3X1	T42.3X2	T42.3X3	T42.3X4	T42.3X5	T42.3X6
Phenoperidine	T40.491	T40.492	T40.493	T40.494	–	–
Phenopyrazone	T46.991	T46.992	T46.993	T46.994	T46.995	T46.996
Phenoquin	T50.4X1	T50.4X2	T50.4X3	T50.4X4	T50.4X5	T50.4X6
Phenothiazine (psychotropic) **NEC**	T43.3X1	T43.3X2	T43.3X3	T43.3X4	T43.3X5	T43.3X6
insecticide	T60.2X1	T60.2X2	T60.2X3	T60.2X4	–	–
Phenothrin	T49.0X1	T49.0X2	T49.0X3	T49.0X4	T49.0X5	T49.0X6
Phenoxybenzamine	T46.7X1	T46.7X2	T46.7X3	T46.7X4	T46.7X5	T46.7X6
Phenoxyethanol	T49.0X1	T49.0X2	T49.0X3	T49.0X4	T49.0X5	T49.0X6
Phenoxymethyl penicillin	T36.0X1	T36.0X2	T36.0X3	T36.0X4	T36.0X5	T36.0X6
Phenprobamate	T42.8X1	T42.8X2	T42.8X3	T42.8X4	T42.8X5	T42.8X6
Phenprocoumon	T45.511	T45.512	T45.513	T45.514	T45.515	T45.516
Phensuximide	T42.2X1	T42.2X2	T42.2X3	T42.2X4	T42.2X5	T42.2X6
Phentermine	T50.5X1	T50.5X2	T50.5X3	T50.5X4	T50.5X5	T50.5X6
Phenthicillin	T36.0X1	T36.0X2	T36.0X3	T36.0X4	T36.0X5	T36.0X6
Phentolamine	T46.7X1	T46.7X2	T46.7X3	T46.7X4	T46.7X5	T46.7X6

Substance	Poisoning, Accidental (unintentional)	Poisoning, Intentional self-harm	Poisoning, Assault	Poisoning, Undetermined	Adverse effect	Underdosing
Phenyl						
butazone	T39.2X1	T39.2X2	T39.2X3	T39.2X4	T39.2X5	T39.2X6
enediamine	T65.3X1	T65.3X2	T65.3X3	T65.3X4	–	–
hydrazine	T65.3X1	T65.3X2	T65.3X3	T65.3X4	–	–
antineoplastic	T45.1X1	T45.1X2	T45.1X3	T45.1X4	T45.1X5	T45.1X6
mercuric compounds — *see* Mercury						
salicylate	T49.3X1	T49.3X2	T49.3X3	T49.3X4	T49.3X5	T49.3X6
Phenylalanine mustard	T45.1X1	T45.1X2	T45.1X3	T45.1X4	T45.1X5	T45.1X6
Phenylbutazone	T39.2X1	T39.2X2	T39.2X3	T39.2X4	T39.2X5	T39.2X6
Phenylenediamine	T65.3X1	T65.3X2	T65.3X3	T65.3X4	–	–
Phenylephrine	T44.4X1	T44.4X2	T44.4X3	T44.4X4	T44.4X5	T44.4X6
Phenylethylbiguanide	T38.3X1	T38.3X2	T38.3X3	T38.3X4	T38.3X5	T38.3X6
Phenylmercuric						
acetate	T49.0X1	T49.0X2	T49.0X3	T49.0X4	T49.0X5	T49.0X6
borate	T49.0X1	T49.0X2	T49.0X3	T49.0X4	T49.0X5	T49.0X6
nitrate	T49.0X1	T49.0X2	T49.0X3	T49.0X4	T49.0X5	T49.0X6
Phenylmethylbarbitone	T42.3X1	T42.3X2	T42.3X3	T42.3X4	T42.3X5	T42.3X6
Phenylpropanol	T47.5X1	T47.5X2	T47.5X3	T47.5X4	T47.5X5	T47.5X6
Phenylpropanolamine	T44.991	T44.992	T44.993	T44.994	T44.995	T44.996
Phenylsulfthion	T60.0X1	T60.0X2	T60.0X3	T60.0X4	–	–
Phenyltoloxamine	T45.0X1	T45.0X2	T45.0X3	T45.0X4	T45.0X5	T45.0X6
Phenyramidol, phenyramidon	T39.8X1	T39.8X2	T39.8X3	T39.8X4	T39.8X5	T39.8X6

Substance	Poisoning, Accidental (unintentional)	Poisoning, Intentional self-harm	Poisoning, Assault	Poisoning, Undetermined	Adverse effect	Underdosing
Phenytoin	T42.0X1	T42.0X2	T42.0X3	T42.0X4	T42.0X5	T42.0X6
with Phenobarbital	T42.3X1	T42.3X2	T42.3X3	T42.3X4	T42.3X5	T42.3X6
pHisoHex	T49.2X1	T49.2X2	T49.2X3	T49.2X4	T49.2X5	T49.2X6
Pholcodine	T48.3X1	T48.3X2	T48.3X3	T48.3X4	T48.3X5	T48.3X6
Pholedrine	T46.991	T46.992	T46.993	T46.994	T46.995	T46.996
Phorate	T60.0X1	T60.0X2	T60.0X3	T60.0X4	–	–
Phosdrin	T60.0X1	T60.0X2	T60.0X3	T60.0X4	–	–
Phosfolan	T60.0X1	T60.0X2	T60.0X3	T60.0X4	–	–
Phosgene (gas)	T59.891	T59.892	T59.893	T59.894	–	–
Phosphamidon	T60.0X1	T60.0X2	T60.0X3	T60.0X4	–	–
Phosphate	T65.891	T65.892	T65.893	T65.894	–	–
laxative	T47.4X1	T47.4X2	T47.4X3	T47.4X4	T47.4X5	T47.4X6
organic	T60.0X1	T60.0X2	T60.0X3	T60.0X4	–	–
solvent	T52.91	T52.92	T52.93	T52.94	–	–
tricresyl	T65.891	T65.892	T65.893	T65.894	–	–
Phosphine	T57.1X1	T57.1X2	T57.1X3	T57.1X4	–	–
fumigant	T57.1X1	T57.1X2	T57.1X3	T57.1X4	–	–
Phospholine	T49.5X1	T49.5X2	T49.5X3	T49.5X4	T49.5X5	T49.5X6
Phosphoric acid	T54.2X1	T54.2X2	T54.2X3	T54.2X4	–	–
Phosphorus (compound) **NEC**	T57.1X1	T57.1X2	T57.1X3	T57.1X4	–	–
pesticide	T60.0X1	T60.0X2	T60.0X3	T60.0X4	–	–
Phthalates	T65.891	T65.892	T65.893	T65.894	–	–

Substance	Poisoning, Accidental (unintentional)	Poisoning, Intentional self-harm	Poisoning, Assault	Poisoning, Undetermined	Adverse effect	Underdosing
Phthalic anhydride	T65.891	T65.892	T65.893	T65.894	–	–
Phthalimidoglutarimide	T42.6X1	T42.6X2	T42.6X3	T42.6X4	T42.6X5	T42.6X6
Phthalylsulfathiazole	T37.0X1	T37.0X2	T37.0X3	T37.0X4	T37.0X5	T37.0X6
Phylloquinone	T45.7X1	T45.7X2	T45.7X3	T45.7X4	T45.7X5	T45.7X6
Physeptone	T40.3X1	T40.3X2	T40.3X3	T40.3X4	T40.3X5	T40.3X6
Physostigma venenosum	T62.2X1	T62.2X2	T62.2X3	T62.2X4	–	–
Physostigmine	T49.5X1	T49.5X2	T49.5X3	T49.5X4	T49.5X5	T49.5X6
Phytolacca decandra	T62.2X1	T62.2X2	T62.2X3	T62.2X4	–	–
berries	T62.1X1	T62.1X2	T62.1X3	T62.1X4	–	–
Phytomenadione	T45.7X1	T45.7X2	T45.7X3	T45.7X4	T45.7X5	T45.7X6
Phytonadione	T45.7X1	T45.7X2	T45.7X3	T45.7X4	T45.7X5	T45.7X6
Picoperine	T48.3X1	T48.3X2	T48.3X3	T48.3X4	T48.3X5	T48.3X6
Picosulfate (sodium)	T47.2X1	T47.2X2	T47.2X3	T47.2X4	T47.2X5	T47.2X6
Picric (acid)	T54.2X1	T54.2X2	T54.2X3	T54.2X4	–	–
Picrotoxin	T50.7X1	T50.7X2	T50.7X3	T50.7X4	T50.7X5	T50.7X6
Piketoprofen	T49.0X1	T49.0X2	T49.0X3	T49.0X4	T49.0X5	T49.0X6
Pilocarpine	T44.1X1	T44.1X2	T44.1X3	T44.1X4	T44.1X5	T44.1X6
Pilocarpus (jaborandi) **extract**	T44.1X1	T44.1X2	T44.1X3	T44.1X4	T44.1X5	T44.1X6
Pilsicainide (hydrochloride)	T46.2X1	T46.2X2	T46.2X3	T46.2X4	T46.2X5	T46.2X6
Pimaricin	T36.7X1	T36.7X2	T36.7X3	T36.7X4	T36.7X5	T36.7X6
Pimeclone	T50.7X1	T50.7X2	T50.7X3	T50.7X4	T50.7X5	T50.7X6
Pimelic ketone	T52.8X1	T52.8X2	T52.8X3	T52.8X4	–	–

Substance	Poisoning, Accidental (unintentional)	Poisoning, Intentional self-harm	Poisoning, Assault	Poisoning, Undetermined	Adverse effect	Underdosing
Pimethixene	T45.0X1	T45.0X2	T45.0X3	T45.0X4	T45.0X5	T45.0X6
Piminodine	T40.2X1	T40.2X2	T40.2X3	T40.2X4	T40.2X5	T40.2X6
Pimozide	T43.591	T43.592	T43.593	T43.594	T43.595	T43.596
Pinacidil	T46.5X1	T46.5X2	T46.5X3	T46.5X4	T46.5X5	T46.5X6
Pinaverium bromide	T44.3X1	T44.3X2	T44.3X3	T44.3X4	T44.3X5	T44.3X6
Pinazepam	T42.4X1	T42.4X2	T42.4X3	T42.4X4	T42.4X5	T42.4X6
Pindolol	T44.7X1	T44.7X2	T44.7X3	T44.7X4	T44.7X5	T44.7X6
Pindone	T60.4X1	T60.4X2	T60.4X3	T60.4X4	–	–
Pine oil (disinfectant)	T65.891	T65.892	T65.893	T65.894	–	–
Pinkroot	T37.4X1	T37.4X2	T37.4X3	T37.4X4	T37.4X5	T37.4X6
Pipadone	T40.2X1	T40.2X2	T40.2X3	T40.2X4	–	–
Pipamazine	T45.0X1	T45.0X2	T45.0X3	T45.0X4	T45.0X5	T45.0X6
Pipamperone	T43.4X1	T43.4X2	T43.4X3	T43.4X4	T43.4X5	T43.4X6
Pipazetate	T48.3X1	T48.3X2	T48.3X3	T48.3X4	T48.3X5	T48.3X6
Pipemidic acid	T37.8X1	T37.8X2	T37.8X3	T37.8X4	T37.8X5	T37.8X6
Pipenzolate bromide	T44.3X1	T44.3X2	T44.3X3	T44.3X4	T44.3X5	T44.3X6
Piperacetazine	T43.3X1	T43.3X2	T43.3X3	T43.3X4	T43.3X5	T43.3X6
Piperacillin	T36.0X1	T36.0X2	T36.0X3	T36.0X4	T36.0X5	T36.0X6
Piperazine	T37.4X1	T37.4X2	T37.4X3	T37.4X4	T37.4X5	T37.4X6
estrone sulfate	T38.5X1	T38.5X2	T38.5X3	T38.5X4	T38.5X5	T38.5X6
Piper cubeba	T62.2X1	T62.2X2	T62.2X3	T62.2X4	–	–
Piperidione	T48.3X1	T48.3X2	T48.3X3	T48.3X4	T48.3X5	T48.3X6
Piperidolate	T44.3X1	T44.3X2	T44.3X3	T44.3X4	T44.3X5	T44.3X6
Piperocaine	T41.3X1	T41.3X2	T41.3X3	T41.3X4	T41.3X5	T41.3X6

Substance	Poisoning, Accidental (unintentional)	Poisoning, Intentional self-harm	Poisoning, Assault	Poisoning, Undetermined	Adverse effect	Underdosing
infiltration (subcutaneous)	T41.3X1	T41.3X2	T41.3X3	T41.3X4	T41.3X5	T41.3X6
nerve block (peripheral) (plexus)	T41.3X1	T41.3X2	T41.3X3	T41.3X4	T41.3X5	T41.3X6
topical (surface)	T41.3X1	T41.3X2	T41.3X3	T41.3X4	T41.3X5	T41.3X6
Piperonyl butoxide	T60.8X1	T60.8X2	T60.8X3	T60.8X4	–	–
Pipethanate	T44.3X1	T44.3X2	T44.3X3	T44.3X4	T44.3X5	T44.3X6
Pipobroman	T45.1X1	T45.1X2	T45.1X3	T45.1X4	T45.1X5	T45.1X6
Pipotiazine	T43.3X1	T43.3X2	T43.3X3	T43.3X4	T43.3X5	T43.3X6
Pipoxizine	T45.0X1	T45.0X2	T45.0X3	T45.0X4	T45.0X5	T45.0X6
Pipradrol	T43.691	T43.692	T43.693	T43.694	T43.695	T43.696
Piprinhydrinate	T45.0X1	T45.0X2	T45.0X3	T45.0X4	T45.0X5	T45.0X6
Pirarubicin	T45.1X1	T45.1X2	T45.1X3	T45.1X4	T45.1X5	T45.1X6
Pirazinamide	T37.1X1	T37.1X2	T37.1X3	T37.1X4	T37.1X5	T37.1X6
Pirbuterol	T48.6X1	T48.6X2	T48.6X3	T48.6X4	T48.6X5	T48.6X6
Pirenzepine	T47.1X1	T47.1X2	T47.1X3	T47.1X4	T47.1X5	T47.1X6
Piretanide	T50.1X1	T50.1X2	T50.1X3	T50.1X4	T50.1X5	T50.1X6
Piribedil	T42.8X1	T42.8X2	T42.8X3	T42.8X4	T42.8X5	T42.8X6
Piridoxilate	T46.3X1	T46.3X2	T46.3X3	T46.3X4	T46.3X5	T46.3X6
Piritramide	T40.491	T40.492	T40.493	T40.494	–	–
Piromidic acid	T37.8X1	T37.8X2	T37.8X3	T37.8X4	T37.8X5	T37.8X6
Piroxicam	T39.391	T39.392	T39.393	T39.394	T39.395	T39.396
beta-cyclodextrin complex	T39.8X1	T39.8X2	T39.8X3	T39.8X4	T39.8X5	T39.8X6
Pirozadil	T46.6X1	T46.6X2	T46.6X3	T46.6X4	T46.6X5	T46.6X6

Substance	Poisoning, Accidental (unintentional)	Poisoning, Intentional self-harm	Poisoning, Assault	Poisoning, Undetermined	Adverse effect	Underdosing
Piscidia (bark) (erythrina)	T39.8X1	T39.8X2	T39.8X3	T39.8X4	T39.8X5	T39.8X6
Pitch	T65.891	T65.892	T65.893	T65.894	–	–
Pitkin's solution	T41.3X1	T41.3X2	T41.3X3	T41.3X4	T41.3X5	T41.3X6
Pitocin	T48.0X1	T48.0X2	T48.0X3	T48.0X4	T48.0X5	T48.0X6
Pitressin (tannate)	T38.891	T38.892	T38.893	T38.894	T38.895	T38.896
Pituitary extracts (posterior)	T38.891	T38.892	T38.893	T38.894	T38.895	T38.896
anterior	T38.811	T38.812	T38.813	T38.814	T38.815	T38.816
Pituitrin	T38.891	T38.892	T38.893	T38.894	T38.895	T38.896
Pivampicillin	T36.0X1	T36.0X2	T36.0X3	T36.0X4	T36.0X5	T36.0X6
Pivmecillinam	T36.0X1	T36.0X2	T36.0X3	T36.0X4	T36.0X5	T36.0X6
Placental hormone	T38.891	T38.892	T38.893	T38.894	T38.895	T38.896
Placidyl	T42.6X1	T42.6X2	T42.6X3	T42.6X4	T42.6X5	T42.6X6
Plague vaccine	T50.A91	T50.A92	T50.A93	T50.A94	T50.A95	T50.A96
Plant						
food or fertilizer NEC	T65.891	T65.892	T65.893	T65.894	–	–
containing herbicide	T60.3X1	T60.3X2	T60.3X3	T60.3X4	–	–
noxious, used as food	T62.2X1	T62.2X2	T62.2X3	T62.2X4	–	–
berries	T62.1X1	T62.1X2	T62.1X3	T62.1X4	–	–
seeds	T62.2X1	T62.2X2	T62.2X3	T62.2X4	–	–
specified type NEC	T62.2X1	T62.2X2	T62.2X3	T62.2X4	–	–
Plasma	T45.8X1	T45.8X2	T45.8X3	T45.8X4	T45.8X5	T45.8X6
expander NEC	T45.8X1	T45.8X2	T45.8X3	T45.8X4	T45.8X5	T45.8X6
protein fraction (human)	T45.8X1	T45.8X2	T45.8X3	T45.8X4	T45.8X5	T45.8X6
Plasmanate	T45.8X1	T45.8X2	T45.8X3	T45.8X4	T45.8X5	T45.8X6
Plasminogen (tissue) **activator**	T45.611	T45.612	T45.613	T45.614	T45.615	T45.616

Substance	Poisoning, Accidental (unintentional)	Poisoning, Intentional self-harm	Poisoning, Assault	Poisoning, Undetermined	Adverse effect	Underdosing
Plaster dressing	T49.3X1	T49.3X2	T49.3X3	T49.3X4	T49.3X5	T49.3X6
Plastic dressing	T49.3X1	T49.3X2	T49.3X3	T49.3X4	T49.3X5	T49.3X6
Plegicil	T43.3X1	T43.3X2	T43.3X3	T43.3X4	T43.3X5	T43.3X6
Plicamycin	T45.1X1	T45.1X2	T45.1X3	T45.1X4	T45.1X5	T45.1X6
Podophyllotoxin	T49.8X1	T49.8X2	T49.8X3	T49.8X4	T49.8X5	T49.8X6
Podophyllum (resin)	T49.4X1	T49.4X2	T49.4X3	T49.4X4	T49.4X5	T49.4X6
Poison NEC	T65.91	T65.92	T65.93	T65.94	–	–
Poisonous berries	T62.1X1	T62.1X2	T62.1X3	T62.1X4	–	–
Pokeweed (any part)	T62.2X1	T62.2X2	T62.2X3	T62.2X4	–	–
Poldine metilsulfate	T44.3X1	T44.3X2	T44.3X3	T44.3X4	T44.3X5	T44.3X6
Polidexide (sulfate)	T46.6X1	T46.6X2	T46.6X3	T46.6X4	T46.6X5	T46.6X6
Polidocanol	T46.8X1	T46.8X2	T46.8X3	T46.8X4	T46.8X5	T46.8X6
Poliomyelitis vaccine	T50.B91	T50.B92	T50.B93	T50.B94	T50.B95	T50.B96
Polish (car) (floor) (furniture) (metal) (porcelain) (silver)	T65.891	T65.892	T65.893	T65.894	–	–
abrasive	T65.891	T65.892	T65.893	T65.894	–	–
porcelain	T65.891	T65.892	T65.893	T65.894	–	–
Poloxalkol	T47.4X1	T47.4X2	T47.4X3	T47.4X4	T47.4X5	T47.4X6
Poloxamer	T47.4X1	T47.4X2	T47.4X3	T47.4X4	T47.4X5	T47.4X6
Polyaminostyrene resins	T50.3X1	T50.3X2	T50.3X3	T50.3X4	T50.3X5	T50.3X6
Polycarbophil	T47.4X1	T47.4X2	T47.4X3	T47.4X4	T47.4X5	T47.4X6
Polychlorinated biphenyl	T65.891	T65.892	T65.893	T65.894	–	–
Polycycline	T36.4X1	T36.4X2	T36.4X3	T36.4X4	T36.4X5	T36.4X6
Polyester fumes	T59.891	T59.892	T59.893	T59.894	–	–

Substance	Poisoning, Accidental (unintentional)	Poisoning, Intentional self-harm	Poisoning, Assault	Poisoning, Undetermined	Adverse effect	Underdosing
Polyester resin hardener	T52.91	T52.92	T52.93	T52.94	–	–
fumes	T59.891	T59.892	T59.893	T59.894	–	–
Polyestradiol phosphate	T38.5X1	T38.5X2	T38.5X3	T38.5X4	T38.5X5	T38.5X6
Polyethanolamine alkyl sulfate	T49.2X1	T49.2X2	T49.2X3	T49.2X4	T49.2X5	T49.2X6
Polyethylene adhesive	T49.3X1	T49.3X2	T49.3X3	T49.3X4	T49.3X5	T49.3X6
Polyferose	T45.4X1	T45.4X2	T45.4X3	T45.4X4	T45.4X5	T45.4X6
Polygeline	T45.8X1	T45.8X2	T45.8X3	T45.8X4	T45.8X5	T45.8X6
Polymyxin	T36.8X1	T36.8X2	T36.8X3	T36.8X4	T36.8X5	T36.8X6
B	T36.8X1	T36.8X2	T36.8X3	T36.8X4	T36.8X5	T36.8X6
ENT agent	T49.6X1	T49.6X2	T49.6X3	T49.6X4	T49.6X5	T49.6X6
ophthalmic preparation	T49.5X1	T49.5X2	T49.5X3	T49.5X4	T49.5X5	T49.5X6
topical NEC	T49.0X1	T49.0X2	T49.0X3	T49.0X4	T49.0X5	T49.0X6
E sulfate (eye preparation)	T49.5X1	T49.5X2	T49.5X3	T49.5X4	T49.5X5	T49.5X6
Polynoxylin	T49.0X1	T49.0X2	T49.0X3	T49.0X4	T49.0X5	T49.0X6
Polyoestradiol phosphate	T38.5X1	T38.5X2	T38.5X3	T38.5X4	T38.5X5	T38.5X6
Polyoxymethyleneurea	T49.0X1	T49.0X2	T49.0X3	T49.0X4	T49.0X5	T49.0X6
Polysilane	T47.8X1	T47.8X2	T47.8X3	T47.8X4	T47.8X5	T47.8X6
Polytetrafluoroethylene (inhaled)	T59.891	T59.892	T59.893	T59.894	–	–
Polythiazide	T50.2X1	T50.2X2	T50.2X3	T50.2X4	T50.2X5	T50.2X6
Polyvidone	T45.8X1	T45.8X2	T45.8X3	T45.8X4	T45.8X5	T45.8X6
Polyvinylpyrrolidone	T45.8X1	T45.8X2	T45.8X3	T45.8X4	T45.8X5	T45.8X6
Pontocaine (hydrochloride) (infiltration) (topical)	T41.3X1	T41.3X2	T41.3X3	T41.3X4	T41.3X5	T41.3X6
nerve block (peripheral) (plexus)	T41.3X1	T41.3X2	T41.3X3	T41.3X4	T41.3X5	T41.3X6

Substance	Poisoning, Accidental (unintentional)	Poisoning, Intentional self-harm	Poisoning, Assault	Poisoning, Undetermined	Adverse effect	Underdosing
spinal	T41.3X1	T41.3X2	T41.3X3	T41.3X4	T41.3X5	T41.3X6
Porfiromycin	T45.1X1	T45.1X2	T45.1X3	T45.1X4	T45.1X5	T45.1X6
Posterior pituitary hormone NEC	T38.891	T38.892	T38.893	T38.894	T38.895	T38.896
Pot	T40.711	T40.712	T40.713	T40.714	T40.715	T40.716
Potash (caustic)	T54.3X1	T54.3X2	T54.3X3	T54.3X4	–	–
Potassic saline injection (lactated)	T50.3X1	T50.3X2	T50.3X3	T50.3X4	T50.3X5	T50.3X6
Potassium (salts) **NEC**	T50.3X1	T50.3X2	T50.3X3	T50.3X4	T50.3X5	T50.3X6
aminobenzoate	T45.8X1	T45.8X2	T45.8X3	T45.8X4	T45.8X5	T45.8X6
aminosalicylate	T37.1X1	T37.1X2	T37.1X3	T37.1X4	T37.1X5	T37.1X6
antimony ' tartrate'	T37.8X1	T37.8X2	T37.8X3	T37.8X4	T37.8X5	T37.8X6
arsenite (solution)	T57.0X1	T57.0X2	T57.0X3	T57.0X4	–	–
bichromate	T56.2X1	T56.2X2	T56.2X3	T56.2X4	–	–
bisulfate	T47.3X1	T47.3X2	T47.3X3	T47.3X4	T47.3X5	T47.3X6
bromide	T42.6X1	T42.6X2	T42.6X3	T42.6X4	T42.6X5	T42.6X6
canrenoate	T50.0X1	T50.0X2	T50.0X3	T50.0X4	T50.0X5	T50.0X6
carbonate	T54.3X1	T54.3X2	T54.3X3	T54.3X4	–	–
chlorate NEC	T65.891	T65.892	T65.893	T65.894	–	–
chloride	T50.3X1	T50.3X2	T50.3X3	T50.3X4	T50.3X5	T50.3X6
citrate	T50.991	T50.992	T50.993	T50.994	T50.995	T50.996
cyanide	T65.0X1	T65.0X2	T65.0X3	T65.0X4	–	–
ferric hexacyanoferrate (medicinal)	T50.6X1	T50.6X2	T50.6X3	T50.6X4	T50.6X5	T50.6X6
nonmedicinal	T65.891	T65.892	T65.893	T65.894	–	–
fluoride	T57.8X1	T57.8X2	T57.8X3	T57.8X4	–	–
glucaldrate	T47.1X1	T47.1X2	T47.1X3	T47.1X4	T47.1X5	T47.1X6
hydroxide	T54.3X1	T54.3X2	T54.3X3	T54.3X4	–	–

Substance	Poisoning, Accidental (unintentional)	Poisoning, Intentional self-harm	Poisoning, Assault	Poisoning, Undetermined	Adverse effect	Underdosing
iodate	T49.0X1	T49.0X2	T49.0X3	T49.0X4	T49.0X5	T49.0X6
iodide	T48.4X1	T48.4X2	T48.4X3	T48.4X4	T48.4X5	T48.4X6
nitrate	T57.8X1	T57.8X2	T57.8X3	T57.8X4	–	–
oxalate	T65.891	T65.892	T65.893	T65.894	–	–
perchlorate (nonmedicinal) NEC	T65.891	T65.892	T65.893	T65.894	–	–
antithyroid	T38.2X1	T38.2X2	T38.2X3	T38.2X4	T38.2X5	T38.2X6
medicinal	T38.2X1	T38.2X2	T38.2X3	T38.2X4	T38.2X5	T38.2X6
permanganate (nonmedicinal)	T65.891	T65.892	T65.893	T65.894	–	–
medicinal	T49.0X1	T49.0X2	T49.0X3	T49.0X4	T49.0X5	T49.0X6
sulfate	T47.2X1	T47.2X2	T47.2X3	T47.2X4	T47.2X5	T47.2X6
Potassium-removing resin	T50.3X1	T50.3X2	T50.3X3	T50.3X4	T50.3X5	T50.3X6
Potassium-retaining drug	T50.3X1	T50.3X2	T50.3X3	T50.3X4	T50.3X5	T50.3X6
Povidone	T45.8X1	T45.8X2	T45.8X3	T45.8X4	T45.8X5	T45.8X6
iodine	T49.0X1	T49.0X2	T49.0X3	T49.0X4	T49.0X5	T49.0X6
Practolol	T44.7X1	T44.7X2	T44.7X3	T44.7X4	T44.7X5	T44.7X6
Prajmalium bitartrate	T46.2X1	T46.2X2	T46.2X3	T46.2X4	T46.2X5	T46.2X6
Pralidoxime (iodide)	T50.6X1	T50.6X2	T50.6X3	T50.6X4	T50.6X5	T50.6X6
chloride	T50.6X1	T50.6X2	T50.6X3	T50.6X4	T50.6X5	T50.6X6
Pramiverine	T44.3X1	T44.3X2	T44.3X3	T44.3X4	T44.3X5	T44.3X6
Pramocaine	T49.1X1	T49.1X2	T49.1X3	T49.1X4	T49.1X5	T49.1X6
Pramoxine	T49.1X1	T49.1X2	T49.1X3	T49.1X4	T49.1X5	T49.1X6
Prasterone	T38.7X1	T38.7X2	T38.7X3	T38.7X4	T38.7X5	T38.7X6
Pravastatin	T46.6X1	T46.6X2	T46.6X3	T46.6X4	T46.6X5	T46.6X6
Prazepam	T42.4X1	T42.4X2	T42.4X3	T42.4X4	T42.4X5	T42.4X6
Praziquantel	T37.4X1	T37.4X2	T37.4X3	T37.4X4	T37.4X5	T37.4X6

Substance	Poisoning, Accidental (unintentional)	Poisoning, Intentional self-harm	Poisoning, Assault	Poisoning, Undetermined	Adverse effect	Underdosing
Prazitone	T43.291	T43.292	T43.293	T43.294	T43.295	T43.296
Prazosin	T44.6X1	T44.6X2	T44.6X3	T44.6X4	T44.6X5	T44.6X6
Prednicarbate	T49.0X1	T49.0X2	T49.0X3	T49.0X4	T49.0X5	T49.0X6
Prednimustine	T45.1X1	T45.1X2	T45.1X3	T45.1X4	T45.1X5	T45.1X6
Prednisolone	T38.0X1	T38.0X2	T38.0X3	T38.0X4	T38.0X5	T38.0X6
ENT agent	T49.6X1	T49.6X2	T49.6X3	T49.6X4	T49.6X5	T49.6X6
ophthalmic preparation	T49.5X1	T49.5X2	T49.5X3	T49.5X4	T49.5X5	T49.5X6
steaglate	T49.0X1	T49.0X2	T49.0X3	T49.0X4	T49.0X5	T49.0X6
topical NEC	T49.0X1	T49.0X2	T49.0X3	T49.0X4	T49.0X5	T49.0X6
Prednisone	T38.0X1	T38.0X2	T38.0X3	T38.0X4	T38.0X5	T38.0X6
Prednylidene	T38.0X1	T38.0X2	T38.0X3	T38.0X4	T38.0X5	T38.0X6
Pregnandiol	T38.5X1	T38.5X2	T38.5X3	T38.5X4	T38.5X5	T38.5X6
Pregneninolone	T38.5X1	T38.5X2	T38.5X3	T38.5X4	T38.5X5	T38.5X6
Preludin	T43.691	T43.692	T43.693	T43.694	T43.695	T43.696
Premarin	T38.5X1	T38.5X2	T38.5X3	T38.5X4	T38.5X5	T38.5X6
Premedication anesthetic	T41.201	T41.202	T41.203	T41.204	T41.205	T41.206
Prenalterol	T44.5X1	T44.5X2	T44.5X3	T44.5X4	T44.5X5	T44.5X6
Prenoxdiazine	T48.3X1	T48.3X2	T48.3X3	T48.3X4	T48.3X5	T48.3X6
Prenylamine	T46.3X1	T46.3X2	T46.3X3	T46.3X4	T46.3X5	T46.3X6
Preparation H	T49.8X1	T49.8X2	T49.8X3	T49.8X4	T49.8X5	T49.8X6
Preparation, local	T49.4X1	T49.4X2	T49.4X3	T49.4X4	T49.4X5	T49.4X6
Preservative (nonmedicinal)	T65.891	T65.892	T65.893	T65.894	–	–
medicinal	T50.901	T50.902	T50.903	T50.904	T50.905	T50.906
wood	T60.91	T60.92	T60.93	T60.94	–	–

Substance	Poisoning, Accidental (unintentional)	Poisoning, Intentional self-harm	Poisoning, Assault	Poisoning, Undetermined	Adverse effect	Underdosing
Prethcamide	T50.7X1	T50.7X2	T50.7X3	T50.7X4	T50.7X5	T50.7X6
Pride of China	T62.2X1	T62.2X2	T62.2X3	T62.2X4	–	–
Pridinol	T44.3X1	T44.3X2	T44.3X3	T44.3X4	T44.3X5	T44.3X6
Prifinium bromide	T44.3X1	T44.3X2	T44.3X3	T44.3X4	T44.3X5	T44.3X6
Prilocaine	T41.3X1	T41.3X2	T41.3X3	T41.3X4	T41.3X5	T41.3X6
infiltration (subcutaneous)	T41.3X1	T41.3X2	T41.3X3	T41.3X4	T41.3X5	T41.3X6
nerve block (peripheral) (plexus)	T41.3X1	T41.3X2	T41.3X3	T41.3X4	T41.3X5	T41.3X6
regional	T41.3X1	T41.3X2	T41.3X3	T41.3X4	T41.3X5	T41.3X6
Primaquine	T37.2X1	T37.2X2	T37.2X3	T37.2X4	T37.2X5	T37.2X6
Primidone	T42.6X1	T42.6X2	T42.6X3	T42.6X4	T42.6X5	T42.6X6
Primula (veris)	T62.2X1	T62.2X2	T62.2X3	T62.2X4	–	–
Prinadol	T40.2X1	T40.2X2	T40.2X3	T40.2X4	T40.2X5	T40.2X6
Priscol, Priscoline	T44.6X1	T44.6X2	T44.6X3	T44.6X4	T44.6X5	T44.6X6
Pristinamycin	T36.3X1	T36.3X2	T36.3X3	T36.3X4	T36.3X5	T36.3X6
Privet	T62.2X1	T62.2X2	T62.2X3	T62.2X4	–	–
berries	T62.1X1	T62.1X2	T62.1X3	T62.1X4	–	–
Privine	T44.4X1	T44.4X2	T44.4X3	T44.4X4	T44.4X5	T44.4X6
Pro-Banthine	T44.3X1	T44.3X2	T44.3X3	T44.3X4	T44.3X5	T44.3X6
Probarbital	T42.3X1	T42.3X2	T42.3X3	T42.3X4	T42.3X5	T42.3X6
Probenecid	T50.4X1	T50.4X2	T50.4X3	T50.4X4	T50.4X5	T50.4X6
Probucol	T46.6X1	T46.6X2	T46.6X3	T46.6X4	T46.6X5	T46.6X6
Procainamide	T46.2X1	T46.2X2	T46.2X3	T46.2X4	T46.2X5	T46.2X6
Procaine	T41.3X1	T41.3X2	T41.3X3	T41.3X4	T41.3X5	T41.3X6

Substance	Poisoning, Accidental (unintentional)	Poisoning, Intentional self-harm	Poisoning, Assault	Poisoning, Undetermined	Adverse effect	Underdosing
benzylpenicillin	T36.0X1	T36.0X2	T36.0X3	T36.0X4	T36.0X5	T36.0X6
nerve block (periphreal) (plexus)	T41.3X1	T41.3X2	T41.3X3	T41.3X4	T41.3X5	T41.3X6
penicillin G	T36.0X1	T36.0X2	T36.0X3	T36.0X4	T36.0X5	T36.0X6
regional	T41.3X1	T41.3X2	T41.3X3	T41.3X4	T41.3X5	T41.3X6
spinal	T41.3X1	T41.3X2	T41.3X3	T41.3X4	T41.3X5	T41.3X6
Procalmidol	T43.591	T43.592	T43.593	T43.594	T43.595	T43.596
Procarbazine	T45.1X1	T45.1X2	T45.1X3	T45.1X4	T45.1X5	T45.1X6
Procaterol	T44.5X1	T44.5X2	T44.5X3	T44.5X4	T44.5X5	T44.5X6
Prochlorperazine	T43.3X1	T43.3X2	T43.3X3	T43.3X4	T43.3X5	T43.3X6
Procyclidine	T44.3X1	T44.3X2	T44.3X3	T44.3X4	T44.3X5	T44.3X6
Producer gas	T58.8X1	T58.8X2	T58.8X3	T58.8X4	–	–
Profadol	T40.491	T40.492	T40.493	T40.494	T40.495	T40.496
Profenamine	T44.3X1	T44.3X2	T44.3X3	T44.3X4	T44.3X5	T44.3X6
Profenil	T44.3X1	T44.3X2	T44.3X3	T44.3X4	T44.3X5	T44.3X6
Proflavine	T49.0X1	T49.0X2	T49.0X3	T49.0X4	T49.0X5	T49.0X6
Progabide	T42.6X1	T42.6X2	T42.6X3	T42.6X4	T42.6X5	T42.6X6
Progesterone	T38.5X1	T38.5X2	T38.5X3	T38.5X4	T38.5X5	T38.5X6
Progestin	T38.5X1	T38.5X2	T38.5X3	T38.5X4	T38.5X5	T38.5X6
oral contraceptive	T38.4X1	T38.4X2	T38.4X3	T38.4X4	T38.4X5	T38.4X6
Progestogen NEC	T38.5X1	T38.5X2	T38.5X3	T38.5X4	T38.5X5	T38.5X6
Progestone	T38.5X1	T38.5X2	T38.5X3	T38.5X4	T38.5X5	T38.5X6
Proglumide	T47.1X1	T47.1X2	T47.1X3	T47.1X4	T47.1X5	T47.1X6
Proguanil	T37.2X1	T37.2X2	T37.2X3	T37.2X4	T37.2X5	T37.2X6
Prolactin	T38.811	T38.812	T38.813	T38.814	T38.815	T38.816

Substance	Poisoning, Accidental (unintentional)	Poisoning, Intentional self-harm	Poisoning, Assault	Poisoning, Undetermined	Adverse effect	Underdosing
Prolintane	T43.691	T43.692	T43.693	T43.694	T43.695	T43.696
Proloid	T38.1X1	T38.1X2	T38.1X3	T38.1X4	T38.1X5	T38.1X6
Proluton	T38.5X1	T38.5X2	T38.5X3	T38.5X4	T38.5X5	T38.5X6
Promacetin	T37.1X1	T37.1X2	T37.1X3	T37.1X4	T37.1X5	T37.1X6
Promazine	T43.3X1	T43.3X2	T43.3X3	T43.3X4	T43.3X5	T43.3X6
Promedol	T40.2X1	T40.2X2	T40.2X3	T40.2X4	–	–
Promegestone	T38.5X1	T38.5X2	T38.5X3	T38.5X4	T38.5X5	T38.5X6
Promethazine (teoclate)	T43.3X1	T43.3X2	T43.3X3	T43.3X4	T43.3X5	T43.3X6
Promin	T37.1X1	T37.1X2	T37.1X3	T37.1X4	T37.1X5	T37.1X6
Pronase	T45.3X1	T45.3X2	T45.3X3	T45.3X4	T45.3X5	T45.3X6
Pronestyl (hydrochloride)	T46.2X1	T46.2X2	T46.2X3	T46.2X4	T46.2X5	T46.2X6
Pronetalol	T44.7X1	T44.7X2	T44.7X3	T44.7X4	T44.7X5	T44.7X6
Prontosil	T37.0X1	T37.0X2	T37.0X3	T37.0X4	T37.0X5	T37.0X6
Propachlor	T60.3X1	T60.3X2	T60.3X3	T60.3X4	–	–
Propafenone	T46.2X1	T46.2X2	T46.2X3	T46.2X4	T46.2X5	T46.2X6
Propallylonal	T42.3X1	T42.3X2	T42.3X3	T42.3X4	T42.3X5	T42.3X6
Propamidine	T49.0X1	T49.0X2	T49.0X3	T49.0X4	T49.0X5	T49.0X6
Propane (distributed in mobile container)	T59.891	T59.892	T59.893	T59.894	–	–
distributed through pipes	T59.891	T59.892	T59.893	T59.894	–	–
incomplete combustion	T58.11	T58.12	T58.13	T58.14	–	–
Propanidid	T41.291	T41.292	T41.293	T41.294	T41.295	T41.296
Propanil	T60.3X1	T60.3X2	T60.3X3	T60.3X4	–	–
1-Propanol	T51.3X1	T51.3X2	T51.3X3	T51.3X4	–	–

Substance	Poisoning, Accidental (unintentional)	Poisoning, Intentional self-harm	Poisoning, Assault	Poisoning, Undetermined	Adverse effect	Underdosing
2-Propanol	T51.2X1	T51.2X2	T51.2X3	T51.2X4	–	–
Propantheline	T44.3X1	T44.3X2	T44.3X3	T44.3X4	T44.3X5	T44.3X6
bromide	T44.3X1	T44.3X2	T44.3X3	T44.3X4	T44.3X5	T44.3X6
Proparacaine	T41.3X1	T41.3X2	T41.3X3	T41.3X4	T41.3X5	T41.3X6
Propatylnitrate	T46.3X1	T46.3X2	T46.3X3	T46.3X4	T46.3X5	T46.3X6
Propicillin	T36.0X1	T36.0X2	T36.0X3	T36.0X4	T36.0X5	T36.0X6
Propiolactone	T49.0X1	T49.0X2	T49.0X3	T49.0X4	T49.0X5	T49.0X6
Propiomazine	T45.0X1	T45.0X2	T45.0X3	T45.0X4	T45.0X5	T45.0X6
Propionaldehyde (medicinal)	T42.6X1	T42.6X2	T42.6X3	T42.6X4	T42.6X5	T42.6X6
Propionate (calcium) (sodium)	T49.0X1	T49.0X2	T49.0X3	T49.0X4	T49.0X5	T49.0X6
Propion gel	T49.0X1	T49.0X2	T49.0X3	T49.0X4	T49.0X5	T49.0X6
Propitocaine	T41.3X1	T41.3X2	T41.3X3	T41.3X4	T41.3X5	T41.3X6
infiltration (subcutaneous)	T41.3X1	T41.3X2	T41.3X3	T41.3X4	T41.3X5	T41.3X6
nerve block (peripheral) (plexus)	T41.3X1	T41.3X2	T41.3X3	T41.3X4	T41.3X5	T41.3X6
Propofol	T41.291	T41.292	T41.293	T41.294	T41.295	T41.296
Propoxur	T60.0X1	T60.0X2	T60.0X3	T60.0X4	–	–
Propoxycaine	T41.3X1	T41.3X2	T41.3X3	T41.3X4	T41.3X5	T41.3X6
infiltration (subcutaneous)	T41.3X1	T41.3X2	T41.3X3	T41.3X4	T41.3X5	T41.3X6
nerve block (peripheral) (plexus)	T41.3X1	T41.3X2	T41.3X3	T41.3X4	T41.3X5	T41.3X6
topical (surface)	T41.3X1	T41.3X2	T41.3X3	T41.3X4	T41.3X5	T41.3X6
Propoxyphene	T40.491	T40.492	T40.493	T40.494	T40.495	T40.496
Propranolol	T44.7X1	T44.7X2	T44.7X3	T44.7X4	T44.7X5	T44.7X6

Substance	Poisoning, Accidental (unintentional)	Poisoning, Intentional self-harm	Poisoning, Assault	Poisoning, Undetermined	Adverse effect	Underdosing
Propyl						
alcohol	T51.3X1	T51.3X2	T51.3X3	T51.3X4	–	–
carbinol	T51.3X1	T51.3X2	T51.3X3	T51.3X4	–	–
hexadrine	T44.4X1	T44.4X2	T44.4X3	T44.4X4	T44.4X5	T44.4X6
iodone	T50.8X1	T50.8X2	T50.8X3	T50.8X4	T50.8X5	T50.8X6
thiouracil	T38.2X1	T38.2X2	T38.2X3	T38.2X4	T38.2X5	T38.2X6
Propylaminopheno-thiazine	T43.3X1	T43.3X2	T43.3X3	T43.3X4	T43.3X5	T43.3X6
Propylene	T59.891	T59.892	T59.893	T59.894	–	–
Propylhexedrine	T48.5X1	T48.5X2	T48.5X3	T48.5X4	T48.5X5	T48.5X6
Propyliodone	T50.8X1	T50.8X2	T50.8X3	T50.8X4	T50.8X5	T50.8X6
Propylparaben (ophthalmic)	T49.5X1	T49.5X2	T49.5X3	T49.5X4	T49.5X5	T49.5X6
Propylthiouracil	T38.2X1	T38.2X2	T38.2X3	T38.2X4	T38.2X5	T38.2X6
Propyphenazone	T39.2X1	T39.2X2	T39.2X3	T39.2X4	T39.2X5	T39.2X6
Proquazone	T39.391	T39.392	T39.393	T39.394	T39.395	T39.396
Proscillaridin	T46.0X1	T46.0X2	T46.0X3	T46.0X4	T46.0X5	T46.0X6
Prostacyclin	T45.521	T45.522	T45.523	T45.524	T45.525	T45.526
Prostaglandin (I2)	T45.521	T45.522	T45.523	T45.524	T45.525	T45.526
E1	T46.7X1	T46.7X2	T46.7X3	T46.7X4	T46.7X5	T46.7X6
E2	T48.0X1	T48.0X2	T48.0X3	T48.0X4	T48.0X5	T48.0X6
F2 alpha	T48.0X1	T48.0X2	T48.0X3	T48.0X4	T48.0X5	T48.0X6
Prostigmin	T44.0X1	T44.0X2	T44.0X3	T44.0X4	T44.0X5	T44.0X6
Prosultiamine	T45.2X1	T45.2X2	T45.2X3	T45.2X4	T45.2X5	T45.2X6

Substance	Poisoning, Accidental (unintentional)	Poisoning, Intentional self-harm	Poisoning, Assault	Poisoning, Undetermined	Adverse effect	Underdosing
Protamine sulfate	T45.7X1	T45.7X2	T45.7X3	T45.7X4	T45.7X5	T45.7X6
zinc insulin	T38.3X1	T38.3X2	T38.3X3	T38.3X4	T38.3X5	T38.3X6
Protease	T47.5X1	T47.5X2	T47.5X3	T47.5X4	T47.5X5	T47.5X6
Protectant, skin NEC	T49.3X1	T49.3X2	T49.3X3	T49.3X4	T49.3X5	T49.3X6
Protein hydrolysate	T50.991	T50.992	T50.993	T50.994	T50.995	T50.996
Prothiaden — *see* Dothiepin hydrochloride						
Prothionamide	T37.1X1	T37.1X2	T37.1X3	T37.1X4	T37.1X5	T37.1X6
Prothipendyl	T43.591	T43.592	T43.593	T43.594	T43.595	T43.596
Prothoate	T60.0X1	T60.0X2	T60.0X3	T60.0X4	–	–
Prothrombin						
activator	T45.7X1	T45.7X2	T45.7X3	T45.7X4	T45.7X5	T45.7X6
synthesis inhibitor	T45.511	T45.512	T45.513	T45.514	T45.515	T45.516
Protionamide	T37.1X1	T37.1X2	T37.1X3	T37.1X4	T37.1X5	T37.1X6
Protirelin	T38.891	T38.892	T38.893	T38.894	T38.895	T38.896
Protokylol	T48.6X1	T48.6X2	T48.6X3	T48.6X4	T48.6X5	T48.6X6
Protopam	T50.6X1	T50.6X2	T50.6X3	T50.6X4	T50.6X5	T50.6X6
Protoveratrine(s) (A) (B)	T46.5X1	T46.5X2	T46.5X3	T46.5X4	T46.5X5	T46.5X6
Protriptyline	T43.011	T43.012	T43.013	T43.014	T43.015	T43.016
Provera	T38.5X1	T38.5X2	T38.5X3	T38.5X4	T38.5X5	T38.5X6
Provitamin A	T45.2X1	T45.2X2	T45.2X3	T45.2X4	T45.2X5	T45.2X6
Proxibarbal	T42.3X1	T42.3X2	T42.3X3	T42.3X4	T42.3X5	T42.3X6
Proxymetacaine	T41.3X1	T41.3X2	T41.3X3	T41.3X4	T41.3X5	T41.3X6
Proxyphylline	T48.6X1	T48.6X2	T48.6X3	T48.6X4	T48.6X5	T48.6X6

Substance	Poisoning, Accidental (unintentional)	Poisoning, Intentional self-harm	Poisoning, Assault	Poisoning, Undetermined	Adverse effect	Underdosing
Prozac — *see* Fluoxetine hydrochloride						
Prunus						
laurocerasus	T62.2X1	T62.2X2	T62.2X3	T62.2X4	–	–
virginiana	T62.2X1	T62.2X2	T62.2X3	T62.2X4	–	–
Prussian blue						
commercial	T65.891	T65.892	T65.893	T65.894	–	–
therapeutic	T50.6X1	T50.6X2	T50.6X3	T50.6X4	T50.6X5	T50.6X6
Prussic acid	T65.0X1	T65.0X2	T65.0X3	T65.0X4	–	–
vapor	T57.3X1	T57.3X2	T57.3X3	T57.3X4	–	–
Pseudoephedrine	T44.991	T44.992	T44.993	T44.994	T44.995	T44.996
Psilocin	T40.991	T40.992	T40.993	T40.994	–	–
Psilocybin	T40.991	T40.992	T40.993	T40.994	–	–
Psilocybine	T40.991	T40.992	T40.993	T40.994	–	–
Psoralene (nonmedicinal)	T65.891	T65.892	T65.893	T65.894	–	–
Psoralens (medicinal)	T50.991	T50.992	T50.993	T50.994	T50.995	T50.996
PSP (phenolsulfonphthalein)	T50.8X1	T50.8X2	T50.8X3	T50.8X4	T50.8X5	T50.8X6
Psychodysleptic drug NOS	T40.901	T40.902	T40.903	T40.904	T40.905	T40.906
specified NEC	T40.991	T40.992	T40.993	T40.994	T40.995	T40.996
Psychostimulant	T43.601	T43.602	T43.603	T43.604	T43.605	T43.606
amphetamine	T43.621	T43.622	T43.623	T43.624	T43.625	T43.626
caffeine	T43.611	T43.612	T43.613	T43.614	T43.615	T43.616
methylphenidate	T43.631	T43.632	T43.633	T43.634	T43.635	T43.636
specified NEC	T43.691	T43.692	T43.693	T43.694	T43.695	T43.696
Psychotherapeutic drug NEC	T43.91	T43.92	T43.93	T43.94	T43.95	T43.96
antidepressants (*see also* Antidepressant)	T43.201	T43.202	T43.203	T43.204	T43.205	T43.206

Substance	Poisoning, Accidental (unintentional)	Poisoning, Intentional self-harm	Poisoning, Assault	Poisoning, Undetermined	Adverse effect	Underdosing
specified NEC	T43.8X1	T43.8X2	T43.8X3	T43.8X4	T43.8X5	T43.8X6
tranquilizers NEC	T43.501	T43.502	T43.503	T43.504	T43.505	T43.506
Psychotomimetic agents	T40.901	T40.902	T40.903	T40.904	T40.905	T40.906
Psychotropic drug NEC	T43.91	T43.92	T43.93	T43.94	T43.95	T43.96
specified NEC	T43.8X1	T43.8X2	T43.8X3	T43.8X4	T43.8X5	T43.8X6
Psyllium hydrophilic mucilloid	T47.4X1	T47.4X2	T47.4X3	T47.4X4	T47.4X5	T47.4X6
Pteroylglutamic acid	T45.8X1	T45.8X2	T45.8X3	T45.8X4	T45.8X5	T45.8X6
Pteroyltriglutamate	T45.1X1	T45.1X2	T45.1X3	T45.1X4	T45.1X5	T45.1X6
PTFE — *see* Polytetrafluoroethylene						
Pulp						
devitalizing paste	T49.7X1	T49.7X2	T49.7X3	T49.7X4	T49.7X5	T49.7X6
dressing	T49.7X1	T49.7X2	T49.7X3	T49.7X4	T49.7X5	T49.7X6
Pulsatilla	T62.2X1	T62.2X2	T62.2X3	T62.2X4	—	—
Pumpkin seed extract	T37.4X1	T37.4X2	T37.4X3	T37.4X4	T37.4X5	T37.4X6
Purex (bleach)	T54.91	T54.92	T54.93	T54.94	—	—
Purgative NEC (*see also* Cathartic)	T47.4X1	T47.4X2	T47.4X3	T47.4X4	T47.4X5	T47.4X6
Purine analogue (antineoplastic)	T45.1X1	T45.1X2	T45.1X3	T45.1X4	T45.1X5	T45.1X6
Purine diuretics	T50.2X1	T50.2X2	T50.2X3	T50.2X4	T50.2X5	T50.2X6
Purinethol	T45.1X1	T45.1X2	T45.1X3	T45.1X4	T45.1X5	T45.1X6
PVP	T45.8X1	T45.8X2	T45.8X3	T45.8X4	T45.8X5	T45.8X6
Pyrabital	T39.8X1	T39.8X2	T39.8X3	T39.8X4	T39.8X5	T39.8X6
Pyramidon	T39.2X1	T39.2X2	T39.2X3	T39.2X4	T39.2X5	T39.2X6
Pyrantel	T37.4X1	T37.4X2	T37.4X3	T37.4X4	T37.4X5	T37.4X6

Substance	Poisoning, Accidental (unintentional)	Poisoning, Intentional self-harm	Poisoning, Assault	Poisoning, Undetermined	Adverse effect	Underdosing
Pyrathiazine	T45.0X1	T45.0X2	T45.0X3	T45.0X4	T45.0X5	T45.0X6
Pyrazinamide	T37.1X1	T37.1X2	T37.1X3	T37.1X4	T37.1X5	T37.1X6
Pyrazinoic acid (amide)	T37.1X1	T37.1X2	T37.1X3	T37.1X4	T37.1X5	T37.1X6
Pyrazole (derivatives)	T39.2X1	T39.2X2	T39.2X3	T39.2X4	T39.2X5	T39.2X6
Pyrazolone analgesic NEC	T39.2X1	T39.2X2	T39.2X3	T39.2X4	T39.2X5	T39.2X6
Pyrethrin, pyrethrum (nonmedicinal)	T60.2X1	T60.2X2	T60.2X3	T60.2X4	–	–
Pyrethrum extract	T49.0X1	T49.0X2	T49.0X3	T49.0X4	T49.0X5	T49.0X6
Pyribenzamine	T45.0X1	T45.0X2	T45.0X3	T45.0X4	T45.0X5	T45.0X6
Pyridine	T52.8X1	T52.8X2	T52.8X3	T52.8X4	–	–
aldoxime methiodide	T50.6X1	T50.6X2	T50.6X3	T50.6X4	T50.6X5	T50.6X6
aldoxime methyl chloride	T50.6X1	T50.6X2	T50.6X3	T50.6X4	T50.6X5	T50.6X6
vapor	T59.891	T59.892	T59.893	T59.894	–	–
Pyridium	T39.8X1	T39.8X2	T39.8X3	T39.8X4	T39.8X5	T39.8X6
Pyridostigmine bromide	T44.0X1	T44.0X2	T44.0X3	T44.0X4	T44.0X5	T44.0X6
Pyridoxal phosphate	T45.2X1	T45.2X2	T45.2X3	T45.2X4	T45.2X5	T45.2X6
Pyridoxine	T45.2X1	T45.2X2	T45.2X3	T45.2X4	T45.2X5	T45.2X6
Pyrilamine	T45.0X1	T45.0X2	T45.0X3	T45.0X4	T45.0X5	T45.0X6
Pyrimethamine	T37.2X1	T37.2X2	T37.2X3	T37.2X4	T37.2X5	T37.2X6
with sulfadoxine	T37.2X1	T37.2X2	T37.2X3	T37.2X4	T37.2X5	T37.2X6
Pyrimidine antagonist	T45.1X1	T45.1X2	T45.1X3	T45.1X4	T45.1X5	T45.1X6
Pyriminil	T60.4X1	T60.4X2	T60.4X3	T60.4X4	–	–
Pyrithione zinc	T49.4X1	T49.4X2	T49.4X3	T49.4X4	T49.4X5	T49.4X6
Pyrithyldione	T42.6X1	T42.6X2	T42.6X3	T42.6X4	T42.6X5	T42.6X6
Pyrogallic acid	T49.0X1	T49.0X2	T49.0X3	T49.0X4	T49.0X5	T49.0X6
Pyrogallol	T49.0X1	T49.0X2	T49.0X3	T49.0X4	T49.0X5	T49.0X6
Pyroxylin	T49.3X1	T49.3X2	T49.3X3	T49.3X4	T49.3X5	T49.3X6
Pyrrobutamine	T45.0X1	T45.0X2	T45.0X3	T45.0X4	T45.0X5	T45.0X6
Pyrrolizidine alkaloids	T62.8X1	T62.8X2	T62.8X3	T62.8X4	–	–
Pyrvinium chloride	T37.4X1	T37.4X2	T37.4X3	T37.4X4	T37.4X5	T37.4X6
PZI	T38.3X1	T38.3X2	T38.3X3	T38.3X4	T38.3X5	T38.3X6

Substance	Poisoning, Accidental (unintentional)	Poisoning, Intentional self-harm	Poisoning, Assault	Poisoning, Undetermined	Adverse effect	Underdosing
			Q			
Quaalude	T42.6X1	T42.6X2	T42.6X3	T42.6X4	T42.6X5	T42.6X6
Quarternary ammonium						
anti-infective	T49.0X1	T49.0X2	T49.0X3	T49.0X4	T49.0X5	T49.0X6
ganglion blocking	T44.2X1	T44.2X2	T44.2X3	T44.2X4	T44.2X5	T44.2X6
parasympatholytic	T44.3X1	T44.3X2	T44.3X3	T44.3X4	T44.3X5	T44.3X6
Quazepam	T42.4X1	T42.4X2	T42.4X3	T42.4X4	T42.4X5	T42.4X6
Quicklime	T54.3X1	T54.3X2	T54.3X3	T54.3X4	–	–
Quillaja extract	T48.4X1	T48.4X2	T48.4X3	T48.4X4	T48.4X5	T48.4X6
Quinacrine	T37.2X1	T37.2X2	T37.2X3	T37.2X4	T37.2X5	T37.2X6
Quinaglute	T46.2X1	T46.2X2	T46.2X3	T46.2X4	T46.2X5	T46.2X6
Quinalbarbital	T42.3X1	T42.3X2	T42.3X3	T42.3X4	T42.3X5	T42.3X6
Quinalbarbitone sodium	T42.3X1	T42.3X2	T42.3X3	T42.3X4	T42.3X5	T42.3X6
Quinalphos	T60.0X1	T60.0X2	T60.0X3	T60.0X4	–	–
Quinapril	T46.4X1	T46.4X2	T46.4X3	T46.4X4	T46.4X5	T46.4X6
Quinestradiol	T38.5X1	T38.5X2	T38.5X3	T38.5X4	T38.5X5	T38.5X6
Quinestradol	T38.5X1	T38.5X2	T38.5X3	T38.5X4	T38.5X5	T38.5X6
Quinestrol	T38.5X1	T38.5X2	T38.5X3	T38.5X4	T38.5X5	T38.5X6
Quinethazone	T50.2X1	T50.2X2	T50.2X3	T50.2X4	T50.2X5	T50.2X6
Quingestanol	T38.4X1	T38.4X2	T38.4X3	T38.4X4	T38.4X5	T38.4X6
Quinidine	T46.2X1	T46.2X2	T46.2X3	T46.2X4	T46.2X5	T46.2X6
Quinine	T37.2X1	T37.2X2	T37.2X3	T37.2X4	T37.2X5	T37.2X6
Quiniobine	T37.8X1	T37.8X2	T37.8X3	T37.8X4	T37.8X5	T37.8X6
Quinisocaine	T49.1X1	T49.1X2	T49.1X3	T49.1X4	T49.1X5	T49.1X6
Quinocide	T37.2X1	T37.2X2	T37.2X3	T37.2X4	T37.2X5	T37.2X6
Quinoline (derivatives) **NEC**	T37.8X1	T37.8X2	T37.8X3	T37.8X4	T37.8X5	T37.8X6
Quinupramine	T43.011	T43.012	T43.013	T43.014	T43.015	T43.016
Quotane	T41.3X1	T41.3X2	T41.3X3	T41.3X4	T41.3X5	T41.3X6

Substance	Poisoning, Accidental (unintentional)	Poisoning, Intentional self-harm	Poisoning, Assault	Poisoning, Undetermined	Adverse effect	Underdosing
R						
Rabies						
immune globulin (human)	T50.Z11	T50.Z12	T50.Z13	T50.Z14	T50.Z15	T50.Z16
vaccine	T50.B91	T50.B92	T50.B93	T50.B94	T50.B95	T50.B96
Racemoramide	T40.2X1	T40.2X2	T40.2X3	T40.2X4	–	–
Racemorphan	T40.2X1	T40.2X2	T40.2X3	T40.2X4	T40.2X5	T40.2X6
Racepinefrin	T44.5X1	T44.5X2	T44.5X3	T44.5X4	T44.5X5	T44.5X6
Raclopride	T43.591	T43.592	T43.593	T43.594	T43.595	T43.596
Radiator alcohol	T51.1X1	T51.1X2	T51.1X3	T51.1X4	–	–
Radioactive drug NEC	T50.8X1	T50.8X2	T50.8X3	T50.8X4	T50.8X5	T50.8X6
Radio-opaque (drugs) (materials)	T50.8X1	T50.8X2	T50.8X3	T50.8X4	T50.8X5	T50.8X6
Ramifenazone	T39.2X1	T39.2X2	T39.2X3	T39.2X4	T39.2X5	T39.2X6
Ramipril	T46.4X1	T46.4X2	T46.4X3	T46.4X4	T46.4X5	T46.4X6
Ranitidine	T47.0X1	T47.0X2	T47.0X3	T47.0X4	T47.0X5	T47.0X6
Ranunculus	T62.2X1	T62.2X2	T62.2X3	T62.2X4	–	–
Rat poison NEC	T60.4X1	T60.4X2	T60.4X3	T60.4X4	–	–
Rattlesnake (venom)	T63.011	T63.012	T63.013	T63.014	–	–
Raubasine	T46.7X1	T46.7X2	T46.7X3	T46.7X4	T46.7X5	T46.7X6
Raudixin	T46.5X1	T46.5X2	T46.5X3	T46.5X4	T46.5X5	T46.5X6
Rautensin	T46.5X1	T46.5X2	T46.5X3	T46.5X4	T46.5X5	T46.5X6
Rautina	T46.5X1	T46.5X2	T46.5X3	T46.5X4	T46.5X5	T46.5X6
Rautotal	T46.5X1	T46.5X2	T46.5X3	T46.5X4	T46.5X5	T46.5X6
Rauwiloid	T46.5X1	T46.5X2	T46.5X3	T46.5X4	T46.5X5	T46.5X6
Rauwoldin	T46.5X1	T46.5X2	T46.5X3	T46.5X4	T46.5X5	T46.5X6
Rauwolfia (alkaloids)	T46.5X1	T46.5X2	T46.5X3	T46.5X4	T46.5X5	T46.5X6
Razoxane	T45.1X1	T45.1X2	T45.1X3	T45.1X4	T45.1X5	T45.1X6

Substance	Poisoning, Accidental (unintentional)	Poisoning, Intentional self-harm	Poisoning, Assault	Poisoning, Undetermined	Adverse effect	Underdosing
Realgar	T57.0X1	T57.0X2	T57.0X3	T57.0X4	–	–
Recombinant (R) — *see* specific protein						
Red blood cells, packed	T45.8X1	T45.8X2	T45.8X3	T45.8X4	T45.8X5	T45.8X6
Red squill (scilliroside)	T60.4X1	T60.4X2	T60.4X3	T60.4X4	–	–
Reducing agent, industrial NEC	T65.891	T65.892	T65.893	T65.894	–	–
Refrigerant gas (chlorofluoro-carbon)	T53.5X1	T53.5X2	T53.5X3	T53.5X4	–	–
not chlorofluoro-carbon	T59.891	T59.892	T59.893	T59.894	–	–
Regroton	T50.2X1	T50.2X2	T50.2X3	T50.2X4	T50.2X5	T50.2X6
Rehydration salts (oral)	T50.3X1	T50.3X2	T50.3X3	T50.3X4	T50.3X5	T50.3X6
Rela	T42.8X1	T42.8X2	T42.8X3	T42.8X4	T42.8X5	T42.8X6
Relaxant, muscle						
anesthetic	T48.1X1	T48.1X2	T48.1X3	T48.1X4	T48.1X5	T48.1X6
central nervous system	T42.8X1	T42.8X2	T42.8X3	T42.8X4	T42.8X5	T42.8X6
skeletal NEC	T48.1X1	T48.1X2	T48.1X3	T48.1X4	T48.1X5	T48.1X6
smooth NEC	T44.3X1	T44.3X2	T44.3X3	T44.3X4	T44.3X5	T44.3X6
Remoxipride	T43.591	T43.592	T43.593	T43.594	T43.595	T43.596
Renese	T50.2X1	T50.2X2	T50.2X3	T50.2X4	T50.2X5	T50.2X6
Renografin	T50.8X1	T50.8X2	T50.8X3	T50.8X4	T50.8X5	T50.8X6
Replacement solution	T50.3X1	T50.3X2	T50.3X3	T50.3X4	T50.3X5	T50.3X6
Reproterol	T48.6X1	T48.6X2	T48.6X3	T48.6X4	T48.6X5	T48.6X6
Rescinnamine	T46.5X1	T46.5X2	T46.5X3	T46.5X4	T46.5X5	T46.5X6
Reserpin (e)	T46.5X1	T46.5X2	T46.5X3	T46.5X4	T46.5X5	T46.5X6
Resorcin, resorcinol (nonmedicinal)	T65.891	T65.892	T65.893	T65.894	–	–
medicinal	T49.4X1	T49.4X2	T49.4X3	T49.4X4	T49.4X5	T49.4X6
Respaire	T48.4X1	T48.4X2	T48.4X3	T48.4X4	T48.4X5	T48.4X6
Respiratory drug NEC	T48.901	T48.902	T48.903	T48.904	T48.905	T48.906

Substance	Poisoning, Accidental (unintentional)	Poisoning, Intentional self-harm	Poisoning, Assault	Poisoning, Undetermined	Adverse effect	Underdosing
Respiratory drug NEC	T48.901	T48.902	T48.903	T48.904	T48.905	T48.906
antiasthmatic NEC	T48.6X1	T48.6X2	T48.6X3	T48.6X4	T48.6X5	T48.6X6
anti-common-cold NEC	T48.5X1	T48.5X2	T48.5X3	T48.5X4	T48.5X5	T48.5X6
expectorant NEC	T48.4X1	T48.4X2	T48.4X3	T48.4X4	T48.4X5	T48.4X6
stimulant	T48.901	T48.902	T48.903	T48.904	T48.905	T48.906
Retinoic acid	T49.0X1	T49.0X2	T49.0X3	T49.0X4	T49.0X5	T49.0X6
Retinol	T45.2X1	T45.2X2	T45.2X3	T45.2X4	T45.2X5	T45.2X6
Rh (D) immune globulin (human)	T50.Z11	T50.Z12	T50.Z13	T50.Z14	T50.Z15	T50.Z16
Rhodine	T39.011	T39.012	T39.013	T39.014	T39.015	T39.016
RhoGAM	T50.Z11	T50.Z12	T50.Z13	T50.Z14	T50.Z15	T50.Z16
Rhubarb						
dry extract	T47.2X1	T47.2X2	T47.2X3	T47.2X4	T47.2X5	T47.2X6
tincture, compound	T47.2X1	T47.2X2	T47.2X3	T47.2X4	T47.2X5	T47.2X6
Ribavirin	T37.5X1	T37.5X2	T37.5X3	T37.5X4	T37.5X5	T37.5X6
Riboflavin	T45.2X1	T45.2X2	T45.2X3	T45.2X4	T45.2X5	T45.2X6
Ribostamycin	T36.5X1	T36.5X2	T36.5X3	T36.5X4	T36.5X5	T36.5X6
Ricin	T62.2X1	T62.2X2	T62.2X3	T62.2X4	–	–
Ricinus communis	T62.2X1	T62.2X2	T62.2X3	T62.2X4	–	–
Rickettsial vaccine NEC	T50.A91	T50.A92	T50.A93	T50.A94	T50.A95	T50.A96
Rifabutin	T36.6X1	T36.6X2	T36.6X3	T36.6X4	T36.6X5	T36.6X6
Rifamide	T36.6X1	T36.6X2	T36.6X3	T36.6X4	T36.6X5	T36.6X6
Rifampicin	T36.6X1	T36.6X2	T36.6X3	T36.6X4	T36.6X5	T36.6X6
with isoniazid	T37.1X1	T37.1X2	T37.1X3	T37.1X4	T37.1X5	T37.1X6
Rifampin	T36.6X1	T36.6X2	T36.6X3	T36.6X4	T36.6X5	T36.6X6
Rifamycin	T36.6X1	T36.6X2	T36.6X3	T36.6X4	T36.6X5	T36.6X6
Rifaximin	T36.6X1	T36.6X2	T36.6X3	T36.6X4	T36.6X5	T36.6X6

Substance	Poisoning, Accidental (unintentional)	Poisoning, Intentional self-harm	Poisoning, Assault	Poisoning, Undetermined	Adverse effect	Underdosing
Rimantadine	T37.5X1	T37.5X2	T37.5X3	T37.5X4	T37.5X5	T37.5X6
Rimazolium metilsulfate	T39.8X1	T39.8X2	T39.8X3	T39.8X4	T39.8X5	T39.8X6
Rimifon	T37.1X1	T37.1X2	T37.1X3	T37.1X4	T37.1X5	T37.1X6
Rimiterol	T48.6X1	T48.6X2	T48.6X3	T48.6X4	T48.6X5	T48.6X6
Ringer (lactate) solution	T50.3X1	T50.3X2	T50.3X3	T50.3X4	T50.3X5	T50.3X6
Ristocetin	T36.8X1	T36.8X2	T36.8X3	T36.8X4	T36.8X5	T36.8X6
Ritalin	T43.631	T43.632	T43.633	T43.634	T43.635	T43.636
Ritodrine	T44.5X1	T44.5X2	T44.5X3	T44.5X4	T44.5X5	T44.5X6
Roach killer — *see* Insecticide						
Rociverine	T44.3X1	T44.3X2	T44.3X3	T44.3X4	T44.3X5	T44.3X6
Rocky Mountain spotted fever vaccine	T50.A91	T50.A92	T50.A93	T50.A94	T50.A95	T50.A96
Rodenticide NEC	T60.4X1	T60.4X2	T60.4X3	T60.4X4	–	–
Rohypnol	T42.4X1	T42.4X2	T42.4X3	T42.4X4	T42.4X5	T42.4X6
Rokitamycin	T36.3X1	T36.3X2	T36.3X3	T36.3X4	T36.3X5	T36.3X6
Rolaids	T47.1X1	T47.1X2	T47.1X3	T47.1X4	T47.1X5	T47.1X6
Rolitetracycline	T36.4X1	T36.4X2	T36.4X3	T36.4X4	T36.4X5	T36.4X6
Romilar	T48.3X1	T48.3X2	T48.3X3	T48.3X4	T48.3X5	T48.3X6
Ronifibrate	T46.6X1	T46.6X2	T46.6X3	T46.6X4	T46.6X5	T46.6X6
Rosaprostol	T47.1X1	T47.1X2	T47.1X3	T47.1X4	T47.1X5	T47.1X6
Rose bengal sodium (131I)	T50.8X1	T50.8X2	T50.8X3	T50.8X4	T50.8X5	T50.8X6
Rose water ointment	T49.3X1	T49.3X2	T49.3X3	T49.3X4	T49.3X5	T49.3X6
Rosoxacin	T37.8X1	T37.8X2	T37.8X3	T37.8X4	T37.8X5	T37.8X6
Rotenone	T60.2X1	T60.2X2	T60.2X3	T60.2X4	–	–
Rotoxamine	T45.0X1	T45.0X2	T45.0X3	T45.0X4	T45.0X5	T45.0X6

Substance	Poisoning, Accidental (unintentional)	Poisoning, Intentional self-harm	Poisoning, Assault	Poisoning, Undetermined	Adverse effect	Underdosing
Rough-on-rats	T60.4X1	T60.4X2	T60.4X3	T60.4X4	--	--
Roxatidine	T47.0X1	T47.0X2	T47.0X3	T47.0X4	T47.0X5	T47.0X6
Roxithromycin	T36.3X1	T36.3X2	T36.3X3	T36.3X4	T36.3X5	T36.3X6
Rt-PA	T45.611	T45.612	T45.613	T45.614	T45.615	T45.616
Rubbing alcohol	T51.2X1	T51.2X2	T51.2X3	T51.2X4	--	--
Rubefacient	T49.4X1	T49.4X2	T49.4X3	T49.4X4	T49.4X5	T49.4X6
Rubella vaccine	T50.B91	T50.B92	T50.B93	T50.B94	T50.B95	T50.B96
Rubeola vaccine	T50.B91	T50.B92	T50.B93	T50.B94	T50.B95	T50.B96
Rubidium chloride Rb82	T50.8X1	T50.8X2	T50.8X3	T50.8X4	T50.8X5	T50.8X6
Rubidomycin	T45.1X1	T45.1X2	T45.1X3	T45.1X4	T45.1X5	T45.1X6
Rue	T62.2X1	T62.2X2	T62.2X3	T62.2X4	--	--
Rufocromomycin	T45.1X1	T45.1X2	T45.1X3	T45.1X4	T45.1X5	T45.1X6
Russel's viper venin	T45.7X1	T45.7X2	T45.7X3	T45.7X4	T45.7X5	T45.7X6
Ruta (graveolens)	T62.2X1	T62.2X2	T62.2X3	T62.2X4	--	--
Rutinum	T46.991	T46.992	T46.993	T46.994	T46.995	T46.996
Rutoside	T46.991	T46.992	T46.993	T46.994	T46.995	T46.996
S						
Sabadilla (plant)	T62.2X1	T62.2X2	T62.2X3	T62.2X4	--	--
pesticide	T60.2X1	T60.2X2	T60.2X3	T60.2X4	--	--
Saccharated iron oxide	T45.8X1	T45.8X2	T45.8X3	T45.8X4	T45.8X5	T45.8X6
Saccharin	T50.901	T50.902	T50.903	T50.904	T50.905	T50.906
Saccharomyces boulardii	T47.6X1	T47.6X2	T47.6X3	T47.6X4	T47.6X5	T47.6X6
Safflower oil	T46.6X1	T46.6X2	T46.6X3	T46.6X4	T46.6X5	T46.6X6
Safrazine	T43.1X1	T43.1X2	T43.1X3	T43.1X4	T43.1X5	T43.1X6
Salazosulfapyridine	T37.0X1	T37.0X2	T37.0X3	T37.0X4	T37.0X5	T37.0X6
Salbutamol	T48.6X1	T48.6X2	T48.6X3	T48.6X4	T48.6X5	T48.6X6

Substance	Poisoning, Accidental (unintentional)	Poisoning, Intentional self-harm	Poisoning, Assault	Poisoning, Undetermined	Adverse effect	Underdosing
Salicylamide	T39.091	T39.092	T39.093	T39.094	T39.095	T39.096
Salicylate NEC	T39.091	T39.092	T39.093	T39.094	T39.095	T39.096
methyl	T49.3X1	T49.3X2	T49.3X3	T49.3X4	T49.3X5	T49.3X6
theobromine calcium	T50.2X1	T50.2X2	T50.2X3	T50.2X4	T50.2X5	T50.2X6
Salicylazosulfapyridine	T37.0X1	T37.0X2	T37.0X3	T37.0X4	T37.0X5	T37.0X6
Salicylhydroxamic acid	T49.0X1	T49.0X2	T49.0X3	T49.0X4	T49.0X5	T49.0X6
Salicylic acid	T49.4X1	T49.4X2	T49.4X3	T49.4X4	T49.4X5	T49.4X6
with benzoic acid	T49.4X1	T49.4X2	T49.4X3	T49.4X4	T49.4X5	T49.4X6
congeners	T39.091	T39.092	T39.093	T39.094	T39.095	T39.096
derivative	T39.091	T39.092	T39.093	T39.094	T39.095	T39.096
salts	T39.091	T39.092	T39.093	T39.094	T39.095	T39.096
Salinazid	T37.1X1	T37.1X2	T37.1X3	T37.1X4	T37.1X5	T37.1X6
Salmeterol	T48.6X1	T48.6X2	T48.6X3	T48.6X4	T48.6X5	T48.6X6
Salol	T49.3X1	T49.3X2	T49.3X3	T49.3X4	T49.3X5	T49.3X6
Salsalate	T39.091	T39.092	T39.093	T39.094	T39.095	T39.096
Salt substitute	T50.901	T50.902	T50.903	T50.904	T50.905	T50.906
Salt-replacing drug	T50.901	T50.902	T50.903	T50.904	T50.905	T50.906
Salt-retaining mineralocorticoid	T50.0X1	T50.0X2	T50.0X3	T50.0X4	T50.0X5	T50.0X6
Saluretic NEC	T50.2X1	T50.2X2	T50.2X3	T50.2X4	T50.2X5	T50.2X6
Saluron	T50.2X1	T50.2X2	T50.2X3	T50.2X4	T50.2X5	T50.2X6
Salvarsan 606 (neosilver) (silver)	T37.8X1	T37.8X2	T37.8X3	T37.8X4	T37.8X5	T37.8X6
Sambucus canadensis	T62.2X1	T62.2X2	T62.2X3	T62.2X4	–	–
berry	T62.1X1	T62.1X2	T62.1X3	T62.1X4	–	–
Sandril	T46.5X1	T46.5X2	T46.5X3	T46.5X4	T46.5X5	T46.5X6
Sanguinaria canadensis	T62.2X1	T62.2X2	T62.2X3	T62.2X4	–	–
Saniflush (cleaner)	T54.2X1	T54.2X2	T54.2X3	T54.2X4	–	–
Santonin	T37.4X1	T37.4X2	T37.4X3	T37.4X4	T37.4X5	T37.4X6

Substance	Poisoning, Accidental (unintentional)	Poisoning, Intentional self-harm	Poisoning, Assault	Poisoning, Undetermined	Adverse effect	Underdosing
Santyl	T49.8X1	T49.8X2	T49.8X3	T49.8X4	T49.8X5	T49.8X6
Saralasin	T46.5X1	T46.5X2	T46.5X3	T46.5X4	T46.5X5	T46.5X6
Sarcolysin	T45.1X1	T45.1X2	T45.1X3	T45.1X4	T45.1X5	T45.1X6
Sarkomycin	T45.1X1	T45.1X2	T45.1X3	T45.1X4	T45.1X5	T45.1X6
Saroten	T43.011	T43.012	T43.013	T43.014	T43.015	T43.016
Saturnine — *see* Lead						
Savin (oil)	T49.4X1	T49.4X2	T49.4X3	T49.4X4	T49.4X5	T49.4X6
Scammony	T47.2X1	T47.2X2	T47.2X3	T47.2X4	T47.2X5	T47.2X6
Scarlet red	T49.8X1	T49.8X2	T49.8X3	T49.8X4	T49.8X5	T49.8X6
Scheele's green	T57.0X1	T57.0X2	T57.0X3	T57.0X4	–	–
insecticide	T57.0X1	T57.0X2	T57.0X3	T57.0X4	–	–
Schizontozide (blood) (tissue)	T37.2X1	T37.2X2	T37.2X3	T37.2X4	T37.2X5	T37.2X6
Schradan	T60.0X1	T60.0X2	T60.0X3	T60.0X4	–	–
Schweinfurth green	T57.0X1	T57.0X2	T57.0X3	T57.0X4	–	–
insecticide	T57.0X1	T57.0X2	T57.0X3	T57.0X4	–	–
Scilla, rat poison	T60.4X1	T60.4X2	T60.4X3	T60.4X4	–	–
Scillaren	T60.4X1	T60.4X2	T60.4X3	T60.4X4	–	–
Sclerosing agent	T46.8X1	T46.8X2	T46.8X3	T46.8X4	T46.8X5	T46.8X6
Scombrotoxin	T61.11	T61.12	T61.13	T61.14	–	–
Scopolamine	T44.3X1	T44.3X2	T44.3X3	T44.3X4	T44.3X5	T44.3X6
Scopolia extract	T44.3X1	T44.3X2	T44.3X3	T44.3X4	T44.3X5	T44.3X6
Scouring powder	T65.891	T65.892	T65.893	T65.894	–	–
Sea						
anemone (sting)	T63.631	T63.632	T63.633	T63.634	–	–
cucumber (sting)	T63.691	T63.692	T63.693	T63.694	–	–

Substance	Poisoning, Accidental (unintentional)	Poisoning, Intentional self-harm	Poisoning, Assault	Poisoning, Undetermined	Adverse effect	Underdosing
snake (bite) (venom)	T63.091	T63.092	T63.093	T63.094	–	–
urchin spine (puncture)	T63.691	T63.692	T63.693	T63.694	–	–
Seafood	T61.91	T61.92	T61.93	T61.94	–	–
specified NEC	T61.8X1	T61.8X2	T61.8X3	T61.8X4	–	–
Secbutabarbital	T42.3X1	T42.3X2	T42.3X3	T42.3X4	T42.3X5	T42.3X6
Secbutabarbitone	T42.3X1	T42.3X2	T42.3X3	T42.3X4	T42.3X5	T42.3X6
Secnidazole	T37.3X1	T37.3X2	T37.3X3	T37.3X4	T37.3X5	T37.3X6
Secobarbital	T42.3X1	T42.3X2	T42.3X3	T42.3X4	T42.3X5	T42.3X6
Seconal	T42.3X1	T42.3X2	T42.3X3	T42.3X4	T42.3X5	T42.3X6
Secretin	T50.8X1	T50.8X2	T50.8X3	T50.8X4	T50.8X5	T50.8X6
Sedative NEC	T42.71	T42.72	T42.73	T42.74	T42.75	T42.76
mixed NEC	T42.6X1	T42.6X2	T42.6X3	T42.6X4	T42.6X5	T42.6X6
Sedormid	T42.6X1	T42.6X2	T42.6X3	T42.6X4	T42.6X5	T42.6X6
Seed disinfectant or dressing	T60.8X1	T60.8X2	T60.8X3	T60.8X4	–	–
Seeds (poisonous)	T62.2X1	T62.2X2	T62.2X3	T62.2X4	–	–
Selegiline	T42.8X1	T42.8X2	T42.8X3	T42.8X4	T42.8X5	T42.8X6
Selenium NEC	T56.891	T56.892	T56.893	T56.894	–	–
disulfide or sulfide	T49.4X1	T49.4X2	T49.4X3	T49.4X4	T49.4X5	T49.4X6
fumes	T59.891	T59.892	T59.893	T59.894	–	–
sulfide	T49.4X1	T49.4X2	T49.4X3	T49.4X4	T49.4X5	T49.4X6
Selenomethionine (75Se)	T50.8X1	T50.8X2	T50.8X3	T50.8X4	T50.8X5	T50.8X6
Selsun	T49.4X1	T49.4X2	T49.4X3	T49.4X4	T49.4X5	T49.4X6
Semustine	T45.1X1	T45.1X2	T45.1X3	T45.1X4	T45.1X5	T45.1X6
Senega syrup	T48.4X1	T48.4X2	T48.4X3	T48.4X4	T48.4X5	T48.4X6
Senna	T47.2X1	T47.2X2	T47.2X3	T47.2X4	T47.2X5	T47.2X6
Sennoside A+B	T47.2X1	T47.2X2	T47.2X3	T47.2X4	T47.2X5	T47.2X6
Septisol	T49.2X1	T49.2X2	T49.2X3	T49.2X4	T49.2X5	T49.2X6

Substance	Poisoning, Accidental (unintentional)	Poisoning, Intentional self-harm	Poisoning, Assault	Poisoning, Undetermined	Adverse effect	Underdosing
Seractide	T38.811	T38.812	T38.813	T38.814	T38.815	T38.816
Serax	T42.4X1	T42.4X2	T42.4X3	T42.4X4	T42.4X5	T42.4X6
Serenesil	T42.6X1	T42.6X2	T42.6X3	T42.6X4	T42.6X5	T42.6X6
Serenium (hydrochloride)	T37.91	T37.92	T37.93	T37.94	T37.95	T37.96
Serepax — *see* Oxazepam						
Sermorelin	T38.891	T38.892	T38.893	T38.894	T38.895	T38.896
Sernyl	T41.1X1	T41.1X2	T41.1X3	T41.1X4	T41.1X5	T41.1X6
Serotonin	T50.991	T50.992	T50.993	T50.994	T50.995	T50.996
Serpasil	T46.5X1	T46.5X2	T46.5X3	T46.5X4	T46.5X5	T46.5X6
Serrapeptase	T45.3X1	T45.3X2	T45.3X3	T45.3X4	T45.3X5	T45.3X6
Serum						
antibotulinus	T50.Z11	T50.Z12	T50.Z13	T50.Z14	T50.Z15	T50.Z16
anticytotoxic	T50.Z11	T50.Z12	T50.Z13	T50.Z14	T50.Z15	T50.Z16
antidiphtheria	T50.Z11	T50.Z12	T50.Z13	T50.Z14	T50.Z15	T50.Z16
antimeningococcus	T50.Z11	T50.Z12	T50.Z13	T50.Z14	T50.Z15	T50.Z16
anti-Rh	T50.Z11	T50.Z12	T50.Z13	T50.Z14	T50.Z15	T50.Z16
anti-snake-bite	T50.Z11	T50.Z12	T50.Z13	T50.Z14	T50.Z15	T50.Z16
antitetanic	T50.Z11	T50.Z12	T50.Z13	T50.Z14	T50.Z15	T50.Z16
antitoxic	T50.Z11	T50.Z12	T50.Z13	T50.Z14	T50.Z15	T50.Z16
complement (inhibitor)	T45.8X1	T45.8X2	T45.8X3	T45.8X4	T45.8X5	T45.8X6
convalescent	T50.Z11	T50.Z12	T50.Z13	T50.Z14	T50.Z15	T50.Z16
hemolytic complement	T45.8X1	T45.8X2	T45.8X3	T45.8X4	T45.8X5	T45.8X6
immune (human)	T50.Z11	T50.Z12	T50.Z13	T50.Z14	T50.Z15	T50.Z16
protective NEC	T50.Z11	T50.Z12	T50.Z13	T50.Z14	T50.Z15	T50.Z16
Setastine	T45.0X1	T45.0X2	T45.0X3	T45.0X4	T45.0X5	T45.0X6
Setoperone	T43.591	T43.592	T43.593	T43.594	T43.595	T43.596
Sewer gas	T59.91	T59.92	T59.93	T59.94	—	—
Shampoo	T55.0X1	T55.0X2	T55.0X3	T55.0X4	—	—

Substance	Poisoning, Accidental (unintentional)	Poisoning, Intentional self-harm	Poisoning, Assault	Poisoning, Undetermined	Adverse effect	Underdosing
Shellfish, noxious, nonbacterial	T61.781	T61.782	T61.783	T61.784	–	–
Sildenafil	T46.7X1	T46.7X2	T46.7X3	T46.7X4	T46.7X5	T46.7X6
Silibinin	T50.991	T50.992	T50.993	T50.994	T50.995	T50.996
Silicone NEC	T65.891	T65.892	T65.893	T65.894	–	–
medicinal	T49.3X1	T49.3X2	T49.3X3	T49.3X4	T49.3X5	T49.3X6
Silvadene	T49.0X1	T49.0X2	T49.0X3	T49.0X4	T49.0X5	T49.0X6
Silver	T49.0X1	T49.0X2	T49.0X3	T49.0X4	T49.0X5	T49.0X6
anti-infectives	T49.0X1	T49.0X2	T49.0X3	T49.0X4	T49.0X5	T49.0X6
arsphenamine	T37.8X1	T37.8X2	T37.8X3	T37.8X4	T37.8X5	T37.8X6
colloidal	T49.0X1	T49.0X2	T49.0X3	T49.0X4	T49.0X5	T49.0X6
nitrate	T49.0X1	T49.0X2	T49.0X3	T49.0X4	T49.0X5	T49.0X6
ophthalmic preparation	T49.5X1	T49.5X2	T49.5X3	T49.5X4	T49.5X5	T49.5X6
toughened (keratolytic)	T49.4X1	T49.4X2	T49.4X3	T49.4X4	T49.4X5	T49.4X6
nonmedicinal (dust)	T56.891	T56.892	T56.893	T56.894	–	–
protein	T49.5X1	T49.5X2	T49.5X3	T49.5X4	T49.5X5	T49.5X6
salvarsan	T37.8X1	T37.8X2	T37.8X3	T37.8X4	T37.8X5	T37.8X6
sulfadiazine	T49.4X1	T49.4X2	T49.4X3	T49.4X4	T49.4X5	T49.4X6
Silymarin	T50.991	T50.992	T50.993	T50.994	T50.995	T50.996
Simaldrate	T47.1X1	T47.1X2	T47.1X3	T47.1X4	T47.1X5	T47.1X6
Simazine	T60.3X1	T60.3X2	T60.3X3	T60.3X4	–	–
Simethicone	T47.1X1	T47.1X2	T47.1X3	T47.1X4	T47.1X5	T47.1X6
Simfibrate	T46.6X1	T46.6X2	T46.6X3	T46.6X4	T46.6X5	T46.6X6
Simvastatin	T46.6X1	T46.6X2	T46.6X3	T46.6X4	T46.6X5	T46.6X6
Sincalide	T50.8X1	T50.8X2	T50.8X3	T50.8X4	T50.8X5	T50.8X6
Sinequan	T43.011	T43.012	T43.013	T43.014	T43.015	T43.016
Singoserp	T46.5X1	T46.5X2	T46.5X3	T46.5X4	T46.5X5	T46.5X6
Sintrom	T45.511	T45.512	T45.513	T45.514	T45.515	T45.516
Sisomicin	T36.5X1	T36.5X2	T36.5X3	T36.5X4	T36.5X5	T36.5X6

Substance	Poisoning, Accidental (unintentional)	Poisoning, Intentional self-harm	Poisoning, Assault	Poisoning, Undetermined	Adverse effect	Underdosing
Sitosterols	T46.6X1	T46.6X2	T46.6X3	T46.6X4	T46.6X5	T46.6X6
Skeletal muscle relaxants	T48.1X1	T48.1X2	T48.1X3	T48.1X4	T48.1X5	T48.1X6
Skin						
agents (external)	T49.91	T49.92	T49.93	T49.94	T49.95	T49.96
specified NEC	T49.8X1	T49.8X2	T49.8X3	T49.8X4	T49.8X5	T49.8X6
test antigen	T50.8X1	T50.8X2	T50.8X3	T50.8X4	T50.8X5	T50.8X6
Sleep-eze	T45.0X1	T45.0X2	T45.0X3	T45.0X4	T45.0X5	T45.0X6
Sleeping draught, pill	T42.71	T42.72	T42.73	T42.74	T42.75	T42.76
Smallpox vaccine	T50.B11	T50.B12	T50.B13	T50.B14	T50.B15	T50.B16
Smelter fumes NEC	T56.91	T56.92	T56.93	T56.94	–	–
Smog	T59.1X1	T59.1X2	T59.1X3	T59.1X4	–	–
Smoke NEC	T59.811	T59.812	T59.813	T59.814	–	–
Smooth muscle relaxant	T44.3X1	T44.3X2	T44.3X3	T44.3X4	T44.3X5	T44.3X6
Snail killer NEC	T60.8X1	T60.8X2	T60.8X3	T60.8X4	–	–
Snake venom or bite	T63.001	T63.002	T63.003	T63.004	–	–
hemocoagulase	T45.7X1	T45.7X2	T45.7X3	T45.7X4	T45.7X5	T45.7X6
Snuff	T65.211	T65.212	T65.213	T65.214	–	–
Soap (powder) (product)	T55.0X1	T55.0X2	T55.0X3	T55.0X4	–	–
enema	T47.4X1	T47.4X2	T47.4X3	T47.4X4	T47.4X5	T47.4X6
medicinal, soft	T49.2X1	T49.2X2	T49.2X3	T49.2X4	T49.2X5	T49.2X6
superfatted	T49.2X1	T49.2X2	T49.2X3	T49.2X4	T49.2X5	T49.2X6
Sobrerol	T48.4X1	T48.4X2	T48.4X3	T48.4X4	T48.4X5	T48.4X6
Soda (caustic)	T54.3X1	T54.3X2	T54.3X3	T54.3X4	–	–
bicarb	T47.1X1	T47.1X2	T47.1X3	T47.1X4	T47.1X5	T47.1X6
chlorinated — *see* Sodium, hypochlorite						

Substance	Poisoning, Accidental (unintentional)	Poisoning, Intentional self-harm	Poisoning, Assault	Poisoning, Undetermined	Adverse effect	Underdosing
Sodium						
acetosulfone	T37.1X1	T37.1X2	T37.1X3	T37.1X4	T37.1X5	T37.1X6
acetrizoate	T50.8X1	T50.8X2	T50.8X3	T50.8X4	T50.8X5	T50.8X6
acid phosphate	T50.3X1	T50.3X2	T50.3X3	T50.3X4	T50.3X5	T50.3X6
alginate	T47.8X1	T47.8X2	T47.8X3	T47.8X4	T47.8X5	T47.8X6
amidotrizoate	T50.8X1	T50.8X2	T50.8X3	T50.8X4	T50.8X5	T50.8X6
aminopterin	T45.1X1	T45.1X2	T45.1X3	T45.1X4	T45.1X5	T45.1X6
amylosulfate	T47.8X1	T47.8X2	T47.8X3	T47.8X4	T47.8X5	T47.8X6
amytal	T42.3X1	T42.3X2	T42.3X3	T42.3X4	T42.3X5	T42.3X6
antimony gluconate	T37.3X1	T37.3X2	T37.3X3	T37.3X4	T37.3X5	T37.3X6
arsenate	T57.0X1	T57.0X2	T57.0X3	T57.0X4	–	–
aurothiomalate	T39.4X1	T39.4X2	T39.4X3	T39.4X4	T39.4X5	T39.4X6
aurothiosulfate	T39.4X1	T39.4X2	T39.4X3	T39.4X4	T39.4X5	T39.4X6
barbiturate	T42.3X1	T42.3X2	T42.3X3	T42.3X4	T42.3X5	T42.3X6
basic phosphate	T47.4X1	T47.4X2	T47.4X3	T47.4X4	T47.4X5	T47.4X6
bicarbonate	T47.1X1	T47.1X2	T47.1X3	T47.1X4	T47.1X5	T47.1X6
bichromate	T57.8X1	T57.8X2	T57.8X3	T57.8X4	–	–
biphosphate	T50.3X1	T50.3X2	T50.3X3	T50.3X4	T50.3X5	T50.3X6
bisulfate	T65.891	T65.892	T65.893	T65.894	–	–
borate						
cleanser	T57.8X1	T57.8X2	T57.8X3	T57.8X4	–	–
eye	T49.5X1	T49.5X2	T49.5X3	T49.5X4	T49.5X5	T49.5X6
therapeutic	T49.8X1	T49.8X2	T49.8X3	T49.8X4	T49.8X5	T49.8X6
bromide	T42.6X1	T42.6X2	T42.6X3	T42.6X4	T42.6X5	T42.6X6
cacodylate (nonmedicinal) NEC	T50.8X1	T50.8X2	T50.8X3	T50.8X4	T50.8X5	T50.8X6

Substance	Poisoning, Accidental (unintentional)	Poisoning, Intentional self-harm	Poisoning, Assault	Poisoning, Undetermined	Adverse effect	Underdosing
anti-infective	T37.8X1	T37.8X2	T37.8X3	T37.8X4	T37.8X5	T37.8X6
herbicide	T60.3X1	T60.3X2	T60.3X3	T60.3X4	–	–
calcium edetate	T45.8X1	T45.8X2	T45.8X3	T45.8X4	T45.8X5	T45.8X6
carbonate NEC	T54.3X1	T54.3X2	T54.3X3	T54.3X4	–	–
chlorate NEC	T65.891	T65.892	T65.893	T65.894	–	–
herbicide	T54.91	T54.92	T54.93	T54.94	–	–
chloride	T50.3X1	T50.3X2	T50.3X3	T50.3X4	T50.3X5	T50.3X6
with glucose	T50.3X1	T50.3X2	T50.3X3	T50.3X4	T50.3X5	T50.3X6
chromate	T65.891	T65.892	T65.893	T65.894	–	–
citrate	T50.991	T50.992	T50.993	T50.994	T50.995	T50.996
cromoglicate	T48.6X1	T48.6X2	T48.6X3	T48.6X4	T48.6X5	T48.6X6
cyanide	T65.0X1	T65.0X2	T65.0X3	T65.0X4	–	–
cyclamate	T50.3X1	T50.3X2	T50.3X3	T50.3X4	T50.3X5	T50.3X6
dehydrocholate	T45.8X1	T45.8X2	T45.8X3	T45.8X4	T45.8X5	T45.8X6
diatrizoate	T50.8X1	T50.8X2	T50.8X3	T50.8X4	T50.8X5	T50.8X6
dibunate	T48.4X1	T48.4X2	T48.4X3	T48.4X4	T48.4X5	T48.4X6
dioctyl sulfosuccinate	T47.4X1	T47.4X2	T47.4X3	T47.4X4	T47.4X5	T47.4X6
dipantoyl ferrate	T45.8X1	T45.8X2	T45.8X3	T45.8X4	T45.8X5	T45.8X6
edetate	T45.8X1	T45.8X2	T45.8X3	T45.8X4	T45.8X5	T45.8X6
ethacrynate	T50.1X1	T50.1X2	T50.1X3	T50.1X4	T50.1X5	T50.1X6
feredetate	T45.8X1	T45.8X2	T45.8X3	T45.8X4	T45.8X5	T45.8X6
fluoride — *see* Fluoride						
fluoroacetate (dust) (pesticide)	T60.4X1	T60.4X2	T60.4X3	T60.4X4	–	–
free salt	T50.3X1	T50.3X2	T50.3X3	T50.3X4	T50.3X5	T50.3X6
fusidate	T36.8X1	T36.8X2	T36.8X3	T36.8X4	T36.8X5	T36.8X6

Substance	Poisoning, Accidental (unintentional)	Poisoning, Intentional self-harm	Poisoning, Assault	Poisoning, Undetermined	Adverse effect	Underdosing
glucaldrate	T47.1X1	T47.1X2	T47.1X3	T47.1X4	T47.1X5	T47.1X6
glucosulfone	T37.1X1	T37.1X2	T37.1X3	T37.1X4	T37.1X5	T37.1X6
glutamate	T45.8X1	T45.8X2	T45.8X3	T45.8X4	T45.8X5	T45.8X6
hydrogen carbonate	T50.3X1	T50.3X2	T50.3X3	T50.3X4	T50.3X5	T50.3X6
hydroxide	T54.3X1	T54.3X2	T54.3X3	T54.3X4	–	–
hypochlorite (bleach) NEC	T54.3X1	T54.3X2	T54.3X3	T54.3X4	–	–
disinfectant	T54.3X1	T54.3X2	T54.3X3	T54.3X4	–	–
medicinal (anti-infective) (external)	T49.0X1	T49.0X2	T49.0X3	T49.0X4	T49.0X5	T49.0X6
vapor	T54.3X1	T54.3X2	T54.3X3	T54.3X4	–	–
hyposulfite	T49.0X1	T49.0X2	T49.0X3	T49.0X4	T49.0X5	T49.0X6
indigotin disulfonate	T50.8X1	T50.8X2	T50.8X3	T50.8X4	T50.8X5	T50.8X6
iodide	T50.991	T50.992	T50.993	T50.994	T50.995	T50.996
I-131	T50.8X1	T50.8X2	T50.8X3	T50.8X4	T50.8X5	T50.8X6
therapeutic	T38.2X1	T38.2X2	T38.2X3	T38.2X4	T38.2X5	T38.2X6
iodohippurate (131I)	T50.8X1	T50.8X2	T50.8X3	T50.8X4	T50.8X5	T50.8X6
iopodate	T50.8X1	T50.8X2	T50.8X3	T50.8X4	T50.8X5	T50.8X6
iothalamate	T50.8X1	T50.8X2	T50.8X3	T50.8X4	T50.8X5	T50.8X6
iron edetate	T45.4X1	T45.4X2	T45.4X3	T45.4X4	T45.4X5	T45.4X6
lactate (compound solution)	T45.8X1	T45.8X2	T45.8X3	T45.8X4	T45.8X5	T45.8X6
lauryl (sulfate)	T49.2X1	T49.2X2	T49.2X3	T49.2X4	T49.2X5	T49.2X6
L-triiodothyronine	T38.1X1	T38.1X2	T38.1X3	T38.1X4	T38.1X5	T38.1X6
magnesium citrate	T50.991	T50.992	T50.993	T50.994	T50.995	T50.996
mersalate	T50.2X1	T50.2X2	T50.2X3	T50.2X4	T50.2X5	T50.2X6
metasilicate	T65.891	T65.892	T65.893	T65.894	–	–

Substance	Poisoning, Accidental (unintentional)	Poisoning, Intentional self-harm	Poisoning, Assault	Poisoning, Undetermined	Adverse effect	Underdosing
metrizoate	T50.8X1	T50.8X2	T50.8X3	T50.8X4	T50.8X5	T50.8X6
monofluoroacetate (pesticide)	T60.1X1	T60.1X2	T60.1X3	T60.1X4	–	–
morrhuate	T46.8X1	T46.8X2	T46.8X3	T46.8X4	T46.8X5	T46.8X6
nafcillin	T36.0X1	T36.0X2	T36.0X3	T36.0X4	T36.0X5	T36.0X6
nitrate (oxidizing agent)	T65.891	T65.892	T65.893	T65.894	–	–
nitrite	T50.6X1	T50.6X2	T50.6X3	T50.6X4	T50.6X5	T50.6X6
nitroferricyanide	T46.5X1	T46.5X2	T46.5X3	T46.5X4	T46.5X5	T46.5X6
nitroprusside	T46.5X1	T46.5X2	T46.5X3	T46.5X4	T46.5X5	T46.5X6
oxalate	T65.891	T65.892	T65.893	T65.894	–	–
oxide/peroxide	T65.891	T65.892	T65.893	T65.894	–	–
oxybate	T41.291	T41.292	T41.293	T41.294	T41.295	T41.296
para-aminohippurate	T50.8X1	T50.8X2	T50.8X3	T50.8X4	T50.8X5	T50.8X6
perborate (nonmedicinal) NEC	T65.891	T65.892	T65.893	T65.894	–	–
medicinal	T49.0X1	T49.0X2	T49.0X3	T49.0X4	T49.0X5	T49.0X6
soap	T55.0X1	T55.0X2	T55.0X3	T55.0X4	–	–
percarbonate — *see* Sodium, perborate						
pertechnetate Tc99m	T50.8X1	T50.8X2	T50.8X3	T50.8X4	T50.8X5	T50.8X6
phosphate						
cellulose	T45.8X1	T45.8X2	T45.8X3	T45.8X4	T45.8X5	T45.8X6
dibasic	T47.2X1	T47.2X2	T47.2X3	T47.2X4	T47.2X5	T47.2X6
monobasic	T47.2X1	T47.2X2	T47.2X3	T47.2X4	T47.2X5	T47.2X6
phytate	T50.6X1	T50.6X2	T50.6X3	T50.6X4	T50.6X5	T50.6X6
picosulfate	T47.2X1	T47.2X2	T47.2X3	T47.2X4	T47.2X5	T47.2X6

Substance	Poisoning, Accidental (unintentional)	Poisoning, Intentional self-harm	Poisoning, Assault	Poisoning, Undetermined	Adverse effect	Underdosing
polyhydroxyaluminium monocarbonate	T47.1X1	T47.1X2	T47.1X3	T47.1X4	T47.1X5	T47.1X6
polystyrene sulfonate	T50.3X1	T50.3X2	T50.3X3	T50.3X4	T50.3X5	T50.3X6
propionate	T49.0X1	T49.0X2	T49.0X3	T49.0X4	T49.0X5	T49.0X6
propyl hydroxybenzoate	T50.991	T50.992	T50.993	T50.994	T50.995	T50.996
psylliate	T46.8X1	T46.8X2	T46.8X3	T46.8X4	T46.8X5	T46.8X6
removing resins	T50.3X1	T50.3X2	T50.3X3	T50.3X4	T50.3X5	T50.3X6
salicylate	T39.091	T39.092	T39.093	T39.094	T39.095	T39.096
salt NEC	T50.3X1	T50.3X2	T50.3X3	T50.3X4	T50.3X5	T50.3X6
selenate	T60.2X1	T60.2X2	T60.2X3	T60.2X4	–	–
stibogluconate	T37.3X1	T37.3X2	T37.3X3	T37.3X4	T37.3X5	T37.3X6
sulfate	T47.4X1	T47.4X2	T47.4X3	T47.4X4	T47.4X5	T47.4X6
sulfoxone	T37.1X1	T37.1X2	T37.1X3	T37.1X4	T37.1X5	T37.1X6
tetradecyl sulfate	T46.8X1	T46.8X2	T46.8X3	T46.8X4	T46.8X5	T46.8X6
thiopental	T41.1X1	T41.1X2	T41.1X3	T41.1X4	T41.1X5	T41.1X6
thiosalicylate	T39.091	T39.092	T39.093	T39.094	T39.095	T39.096
thiosulfate	T50.6X1	T50.6X2	T50.6X3	T50.6X4	T50.6X5	T50.6X6
tolbutamide	T38.3X1	T38.3X2	T38.3X3	T38.3X4	T38.3X5	T38.3X6
(L) -triiodothyronine	T38.1X1	T38.1X2	T38.1X3	T38.1X4	T38.1X5	T38.1X6
tyropanoate	T50.8X1	T50.8X2	T50.8X3	T50.8X4	T50.8X5	T50.8X6
valproate	T42.6X1	T42.6X2	T42.6X3	T42.6X4	T42.6X5	T42.6X6
versenate	T50.6X1	T50.6X2	T50.6X3	T50.6X4	T50.6X5	T50.6X6
Sodium-free salt	T50.901	T50.902	T50.903	T50.904	T50.905	T50.906
Sodium-removing resin	T50.3X1	T50.3X2	T50.3X3	T50.3X4	T50.3X5	T50.3X6
Soft soap	T55.0X1	T55.0X2	T55.0X3	T55.0X4	–	–
Solanine	T62.2X1	T62.2X2	T62.2X3	T62.2X4	–	–
berries	T62.1X1	T62.1X2	T62.1X3	T62.1X4	–	–
Solanum dulcamara	T62.2X1	T62.2X2	T62.2X3	T62.2X4	–	–

Substance	Poisoning, Accidental (unintentional)	Poisoning, Intentional self-harm	Poisoning, Assault	Poisoning, Undetermined	Adverse effect	Underdosing
berries	T62.1X1	T62.1X2	T62.1X3	T62.1X4	–	–
Solapsone	T37.1X1	T37.1X2	T37.1X3	T37.1X4	T37.1X5	T37.1X6
Solar lotion	T49.3X1	T49.3X2	T49.3X3	T49.3X4	T49.3X5	T49.3X6
Solasulfone	T37.1X1	T37.1X2	T37.1X3	T37.1X4	T37.1X5	T37.1X6
Soldering fluid	T65.891	T65.892	T65.893	T65.894	–	–
Solid substance	T65.91	T65.92	T65.93	T65.94	–	–
specified NEC	T65.891	T65.892	T65.893	T65.894	–	–
Solvent, industrial NEC	T52.91	T52.92	T52.93	T52.94	–	–
naphtha	T52.0X1	T52.0X2	T52.0X3	T52.0X4	–	–
petroleum	T52.0X1	T52.0X2	T52.0X3	T52.0X4	–	–
specified NEC	T52.8X1	T52.8X2	T52.8X3	T52.8X4	–	–
Soma	T42.8X1	T42.8X2	T42.8X3	T42.8X4	T42.8X5	T42.8X6
Somatorelin	T38.891	T38.892	T38.893	T38.894	T38.895	T38.896
Somatostatin	T38.991	T38.992	T38.993	T38.994	T38.995	T38.996
Somatotropin	T38.811	T38.812	T38.813	T38.814	T38.815	T38.816
Somatrem	T38.811	T38.812	T38.813	T38.814	T38.815	T38.816
Somatropin	T38.811	T38.812	T38.813	T38.814	T38.815	T38.816
Sominex	T45.0X1	T45.0X2	T45.0X3	T45.0X4	T45.0X5	T45.0X6
Somnos	T42.6X1	T42.6X2	T42.6X3	T42.6X4	T42.6X5	T42.6X6
Somonal	T42.3X1	T42.3X2	T42.3X3	T42.3X4	T42.3X5	T42.3X6
Soneryl	T42.3X1	T42.3X2	T42.3X3	T42.3X4	T42.3X5	T42.3X6
Soothing syrup	T50.901	T50.902	T50.903	T50.904	T50.905	T50.906
Sopor	T42.6X1	T42.6X2	T42.6X3	T42.6X4	T42.6X5	T42.6X6
Soporific	T42.71	T42.72	T42.73	T42.74	T42.75	T42.76
Soporific drug	T42.71	T42.72	T42.73	T42.74	T42.75	T42.76
specified type NEC	T42.6X1	T42.6X2	T42.6X3	T42.6X4	T42.6X5	T42.6X6

Substance	Poisoning, Accidental (unintentional)	Poisoning, Intentional self-harm	Poisoning, Assault	Poisoning, Undetermined	Adverse effect	Underdosing
Sorbide nitrate	T46.3X1	T46.3X2	T46.3X3	T46.3X4	T46.3X5	T46.3X6
Sorbitol	T47.4X1	T47.4X2	T47.4X3	T47.4X4	T47.4X5	T47.4X6
Sotalol	T44.7X1	T44.7X2	T44.7X3	T44.7X4	T44.7X5	T44.7X6
Sotradecol	T46.8X1	T46.8X2	T46.8X3	T46.8X4	T46.8X5	T46.8X6
Soysterol	T46.6X1	T46.6X2	T46.6X3	T46.6X4	T46.6X5	T46.6X6
Spacoline	T44.3X1	T44.3X2	T44.3X3	T44.3X4	T44.3X5	T44.3X6
Spanish fly	T49.8X1	T49.8X2	T49.8X3	T49.8X4	T49.8X5	T49.8X6
Sparine	T43.3X1	T43.3X2	T43.3X3	T43.3X4	T43.3X5	T43.3X6
Sparteine	T48.0X1	T48.0X2	T48.0X3	T48.0X4	T48.0X5	T48.0X6
Spasmolytic						
anticholinergics	T44.3X1	T44.3X2	T44.3X3	T44.3X4	T44.3X5	T44.3X6
autonomic	T44.3X1	T44.3X2	T44.3X3	T44.3X4	T44.3X5	T44.3X6
bronchial NEC	T48.6X1	T48.6X2	T48.6X3	T48.6X4	T48.6X5	T48.6X6
quaternary ammonium	T44.3X1	T44.3X2	T44.3X3	T44.3X4	T44.3X5	T44.3X6
skeletal muscle NEC	T48.1X1	T48.1X2	T48.1X3	T48.1X4	T48.1X5	T48.1X6
Spectinomycin	T36.5X1	T36.5X2	T36.5X3	T36.5X4	T36.5X5	T36.5X6
Speed	T43.651	T43.652	T43.653	T43.654	T43.655	T43.656
Spermicide	T49.8X1	T49.8X2	T49.8X3	T49.8X4	T49.8X5	T49.8X6
Spider (bite) (venom)	T63.391	T63.392	T63.393	T63.394	–	–
antivenin	T50.Z11	T50.Z12	T50.Z13	T50.Z14	T50.Z15	T50.Z16
Spigelia (root)	T37.4X1	T37.4X2	T37.4X3	T37.4X4	T37.4X5	T37.4X6
Spindle inactivator	T50.4X1	T50.4X2	T50.4X3	T50.4X4	T50.4X5	T50.4X6
Spiperone	T43.4X1	T43.4X2	T43.4X3	T43.4X4	T43.4X5	T43.4X6
Spiramycin	T36.3X1	T36.3X2	T36.3X3	T36.3X4	T36.3X5	T36.3X6
Spirapril	T46.4X1	T46.4X2	T46.4X3	T46.4X4	T46.4X5	T46.4X6
Spirilene	T43.591	T43.592	T43.593	T43.594	T43.595	T43.596
Spirit(s) (neutral) **NEC**	T51.0X1	T51.0X2	T51.0X3	T51.0X4	–	–

Substance	Poisoning, Accidental (unintentional)	Poisoning, Intentional self-harm	Poisoning, Assault	Poisoning, Undetermined	Adverse effect	Underdosing
beverage	T51.0X1	T51.0X2	T51.0X3	T51.0X4	–	–
industrial	T51.0X1	T51.0X2	T51.0X3	T51.0X4	–	–
mineral	T52.0X1	T52.0X2	T52.0X3	T52.0X4	–	–
of salt — *see* Hydrochloric acid						
surgical	T51.0X1	T51.0X2	T51.0X3	T51.0X4	–	–
Spironolactone	T50.0X1	T50.0X2	T50.0X3	T50.0X4	T50.0X5	T50.0X6
Spiroperidol	T43.4X1	T43.4X2	T43.4X3	T43.4X4	T43.4X5	T43.4X6
Sponge, absorbable (gelatin)	T45.7X1	T45.7X2	T45.7X3	T45.7X4	T45.7X5	T45.7X6
Sporostacin	T49.0X1	T49.0X2	T49.0X3	T49.0X4	T49.0X5	T49.0X6
Spray (aerosol)	T65.91	T65.92	T65.93	T65.94	–	–
cosmetic	T65.891	T65.892	T65.893	T65.894	–	–
medicinal NEC	T50.901	T50.902	T50.903	T50.904	T50.905	T50.906
pesticides — *see* Pesticide						
specified content — *see* specific substance						
Spurge flax	T62.2X1	T62.2X2	T62.2X3	T62.2X4	–	–
Spurges	T62.2X1	T62.2X2	T62.2X3	T62.2X4	–	–
Sputum viscosity-lowering drug	T48.4X1	T48.4X2	T48.4X3	T48.4X4	T48.4X5	T48.4X6
Squill	T46.0X1	T46.0X2	T46.0X3	T46.0X4	T46.0X5	T46.0X6
rat poison	T60.4X1	T60.4X2	T60.4X3	T60.4X4	–	–
Squirting cucumber (cathartic)	T47.2X1	T47.2X2	T47.2X3	T47.2X4	T47.2X5	T47.2X6
Stains	T65.6X1	T65.6X2	T65.6X3	T65.6X4	–	–
Stannous fluoride	T49.7X1	T49.7X2	T49.7X3	T49.7X4	T49.7X5	T49.7X6
Stanolone	T38.7X1	T38.7X2	T38.7X3	T38.7X4	T38.7X5	T38.7X6
Stanozolol	T38.7X1	T38.7X2	T38.7X3	T38.7X4	T38.7X5	T38.7X6
Staphisagria or stavesacre (pediculicide)	T49.0X1	T49.0X2	T49.0X3	T49.0X4	T49.0X5	T49.0X6

Substance	Poisoning, Accidental (unintentional)	Poisoning, Intentional self-harm	Poisoning, Assault	Poisoning, Undetermined	Adverse effect	Underdosing
Starch	T50.901	T50.902	T50.903	T50.904	T50.905	T50.906
Stelazine	T43.3X1	T43.3X2	T43.3X3	T43.3X4	T43.3X5	T43.3X6
Stemetil	T43.3X1	T43.3X2	T43.3X3	T43.3X4	T43.3X5	T43.3X6
Stepronin	T48.4X1	T48.4X2	T48.4X3	T48.4X4	T48.4X5	T48.4X6
Sterculia	T47.4X1	T47.4X2	T47.4X3	T47.4X4	T47.4X5	T47.4X6
Sternutator gas	T59.891	T59.892	T59.893	T59.894	—	—
Steroid	T38.0X1	T38.0X2	T38.0X3	T38.0X4	T38.0X5	T38.0X6
anabolic	T38.7X1	T38.7X2	T38.7X3	T38.7X4	T38.7X5	T38.7X6
androgenic	T38.7X1	T38.7X2	T38.7X3	T38.7X4	T38.7X5	T38.7X6
antineoplastic, hormone	T38.7X1	T38.7X2	T38.7X3	T38.7X4	T38.7X5	T38.7X6
estrogen	T38.5X1	T38.5X2	T38.5X3	T38.5X4	T38.5X5	T38.5X6
ENT agent	T49.6X1	T49.6X2	T49.6X3	T49.6X4	T49.6X5	T49.6X6
ophthalmic preparation	T49.5X1	T49.5X2	T49.5X3	T49.5X4	T49.5X5	T49.5X6
topical NEC	T49.0X1	T49.0X2	T49.0X3	T49.0X4	T49.0X5	T49.0X6
Stibine	T56.891	T56.892	T56.893	T56.894	—	—
Stibogluconate	T37.3X1	T37.3X2	T37.3X3	T37.3X4	T37.3X5	T37.3X6
Stibophen	T37.4X1	T37.4X2	T37.4X3	T37.4X4	T37.4X5	T37.4X6
Stilbamidine (isetionate)	T37.3X1	T37.3X2	T37.3X3	T37.3X4	T37.3X5	T37.3X6
Stilbestrol	T38.5X1	T38.5X2	T38.5X3	T38.5X4	T38.5X5	T38.5X6
Stilboestrol	T38.5X1	T38.5X2	T38.5X3	T38.5X4	T38.5X5	T38.5X6
Stimulant						
central nervous system (*see also* Psychostimulant)	T43.601	T43.602	T43.603	T43.604	T43.605	T43.606
analeptics	T50.7X1	T50.7X2	T50.7X3	T50.7X4	T50.7X5	T50.7X6
opiate antagonist	T50.7X1	T50.7X2	T50.7X3	T50.7X4	T50.7X5	T50.7X6

Substance	Poisoning, Accidental (unintentional)	Poisoning, Intentional self-harm	Poisoning, Assault	Poisoning, Undetermined	Adverse effect	Underdosing
psychotherapeutic NEC (*see also* Psychotherapeutic drug)	T43.601	T43.602	T43.603	T43.604	T43.605	T43.606
specified NEC	T43.691	T43.692	T43.693	T43.694	T43.695	T43.696
respiratory	T48.901	T48.902	T48.903	T48.904	T48.905	T48.906
Stone-dissolving drug	T50.901	T50.902	T50.903	T50.904	T50.905	T50.906
Storage battery (cells) (acid)	T54.2X1	T54.2X2	T54.2X3	T54.2X4	–	–
Stovaine	T41.3X1	T41.3X2	T41.3X3	T41.3X4	T41.3X5	T41.3X6
infiltration (subcutaneous)	T41.3X1	T41.3X2	T41.3X3	T41.3X4	T41.3X5	T41.3X6
nerve block (peripheral) (plexus)	T41.3X1	T41.3X2	T41.3X3	T41.3X4	T41.3X5	T41.3X6
spinal	T41.3X1	T41.3X2	T41.3X3	T41.3X4	T41.3X5	T41.3X6
topical (surface)	T41.3X1	T41.3X2	T41.3X3	T41.3X4	T41.3X5	T41.3X6
Stovarsal	T37.8X1	T37.8X2	T37.8X3	T37.8X4	T37.8X5	T37.8X6
Stove gas — *see* Gas, stove						
Stoxil	T49.5X1	T49.5X2	T49.5X3	T49.5X4	T49.5X5	T49.5X6
Stramonium	T48.6X1	T48.6X2	T48.6X3	T48.6X4	T48.6X5	T48.6X6
natural state	T62.2X1	T62.2X2	T62.2X3	T62.2X4	–	–
Streptodornase	T45.3X1	T45.3X2	T45.3X3	T45.3X4	T45.3X5	T45.3X6
Streptoduocin	T36.5X1	T36.5X2	T36.5X3	T36.5X4	T36.5X5	T36.5X6
Streptokinase	T45.611	T45.612	T45.613	T45.614	T45.615	T45.616
Streptomycin (derivative)	T36.5X1	T36.5X2	T36.5X3	T36.5X4	T36.5X5	T36.5X6
Streptonivicin	T36.5X1	T36.5X2	T36.5X3	T36.5X4	T36.5X5	T36.5X6
Streptovarycin	T36.5X1	T36.5X2	T36.5X3	T36.5X4	T36.5X5	T36.5X6
Streptozocin	T45.1X1	T45.1X2	T45.1X3	T45.1X4	T45.1X5	T45.1X6
Streptozotocin	T45.1X1	T45.1X2	T45.1X3	T45.1X4	T45.1X5	T45.1X6
Stripper (paint) (solvent)	T52.8X1	T52.8X2	T52.8X3	T52.8X4	–	–
Strobane	T60.1X1	T60.1X2	T60.1X3	T60.1X4	–	–
Strofantina	T46.0X1	T46.0X2	T46.0X3	T46.0X4	T46.0X5	T46.0X6

Substance	Poisoning, Accidental (unintentional)	Poisoning, Intentional self-harm	Poisoning, Assault	Poisoning, Undetermined	Adverse effect	Underdosing
Strophanthin (g) (k)	T46.0X1	T46.0X2	T46.0X3	T46.0X4	T46.0X5	T46.0X6
Strophanthus	T46.0X1	T46.0X2	T46.0X3	T46.0X4	T46.0X5	T46.0X6
Strophantin	T46.0X1	T46.0X2	T46.0X3	T46.0X4	T46.0X5	T46.0X6
Strophantin-g	T46.0X1	T46.0X2	T46.0X3	T46.0X4	T46.0X5	T46.0X6
Strychnine (nonmedicinal) (pesticide) (salts)	T65.1X1	T65.1X2	T65.1X3	T65.1X4	–	–
medicinal	T48.291	T48.292	T48.293	T48.294	T48.295	T48.296
Strychnos (ignatii) — *see* Strychnine						
Styramate	T42.8X1	T42.8X2	T42.8X3	T42.8X4	T42.8X5	T42.8X6
Styrene	T65.891	T65.892	T65.893	T65.894	–	–
Succinimide, antiepileptic or anticonvulsant	T42.2X1	T42.2X2	T42.2X3	T42.2X4	T42.2X5	T42.2X6
mercuric — *see* Mercury						
Succinylcholine	T48.1X1	T48.1X2	T48.1X3	T48.1X4	T48.1X5	T48.1X6
Succinylsulfathiazole	T37.0X1	T37.0X2	T37.0X3	T37.0X4	T37.0X5	T37.0X6
Sucralfate	T47.1X1	T47.1X2	T47.1X3	T47.1X4	T47.1X5	T47.1X6
Sucrose	T50.3X1	T50.3X2	T50.3X3	T50.3X4	T50.3X5	T50.3X6
Sufentanil	T40.411	T40.412	T40.413	T40.414	T40.415	T40.416
Sulbactam	T36.0X1	T36.0X2	T36.0X3	T36.0X4	T36.0X5	T36.0X6
Sulbenicillin	T36.0X1	T36.0X2	T36.0X3	T36.0X4	T36.0X5	T36.0X6
Sulbentine	T49.0X1	T49.0X2	T49.0X3	T49.0X4	T49.0X5	T49.0X6
Sulfacetamide	T49.0X1	T49.0X2	T49.0X3	T49.0X4	T49.0X5	T49.0X6
ophthalmic preparation	T49.5X1	T49.5X2	T49.5X3	T49.5X4	T49.5X5	T49.5X6
Sulfachlorpyridazine	T37.0X1	T37.0X2	T37.0X3	T37.0X4	T37.0X5	T37.0X6
Sulfacitine	T37.0X1	T37.0X2	T37.0X3	T37.0X4	T37.0X5	T37.0X6
Sulfadiasulfone sodium	T37.0X1	T37.0X2	T37.0X3	T37.0X4	T37.0X5	T37.0X6
Sulfadiazine	T37.0X1	T37.0X2	T37.0X3	T37.0X4	T37.0X5	T37.0X6

Substance	Poisoning, Accidental (unintentional)	Poisoning, Intentional self-harm	Poisoning, Assault	Poisoning, Undetermined	Adverse effect	Underdosing
silver (topical)	T49.0X1	T49.0X2	T49.0X3	T49.0X4	T49.0X5	T49.0X6
Sulfadimethoxine	T37.0X1	T37.0X2	T37.0X3	T37.0X4	T37.0X5	T37.0X6
Sulfadimidine	T37.0X1	T37.0X2	T37.0X3	T37.0X4	T37.0X5	T37.0X6
Sulfadoxine	T37.0X1	T37.0X2	T37.0X3	T37.0X4	T37.0X5	T37.0X6
with pyrimethamine	T37.2X1	T37.2X2	T37.2X3	T37.2X4	T37.2X5	T37.2X6
Sulfaethidole	T37.0X1	T37.0X2	T37.0X3	T37.0X4	T37.0X5	T37.0X6
Sulfafurazole	T37.0X1	T37.0X2	T37.0X3	T37.0X4	T37.0X5	T37.0X6
Sulfaguanidine	T37.0X1	T37.0X2	T37.0X3	T37.0X4	T37.0X5	T37.0X6
Sulfalene	T37.0X1	T37.0X2	T37.0X3	T37.0X4	T37.0X5	T37.0X6
Sulfaloxate	T37.0X1	T37.0X2	T37.0X3	T37.0X4	T37.0X5	T37.0X6
Sulfaloxic acid	T37.0X1	T37.0X2	T37.0X3	T37.0X4	T37.0X5	T37.0X6
Sulfamazone	T39.2X1	T39.2X2	T39.2X3	T39.2X4	T39.2X5	T39.2X6
Sulfamerazine	T37.0X1	T37.0X2	T37.0X3	T37.0X4	T37.0X5	T37.0X6
Sulfameter	T37.0X1	T37.0X2	T37.0X3	T37.0X4	T37.0X5	T37.0X6
Sulfamethazine	T37.0X1	T37.0X2	T37.0X3	T37.0X4	T37.0X5	T37.0X6
Sulfamethizole	T37.0X1	T37.0X2	T37.0X3	T37.0X4	T37.0X5	T37.0X6
Sulfamethoxazole	T37.0X1	T37.0X2	T37.0X3	T37.0X4	T37.0X5	T37.0X6
with trimethoprim	T36.8X1	T36.8X2	T36.8X3	T36.8X4	T36.8X5	T36.8X6
Sulfamethoxydiazine	T37.0X1	T37.0X2	T37.0X3	T37.0X4	T37.0X5	T37.0X6
Sulfamethoxypyridazine	T37.0X1	T37.0X2	T37.0X3	T37.0X4	T37.0X5	T37.0X6
Sulfamethylthiazole	T37.0X1	T37.0X2	T37.0X3	T37.0X4	T37.0X5	T37.0X6
Sulfametoxydiazine	T37.0X1	T37.0X2	T37.0X3	T37.0X4	T37.0X5	T37.0X6
Sulfamidopyrine	T39.2X1	T39.2X2	T39.2X3	T39.2X4	T39.2X5	T39.2X6
Sulfamonomethoxine	T37.0X1	T37.0X2	T37.0X3	T37.0X4	T37.0X5	T37.0X6
Sulfamoxole	T37.0X1	T37.0X2	T37.0X3	T37.0X4	T37.0X5	T37.0X6
Sulfamylon	T49.0X1	T49.0X2	T49.0X3	T49.0X4	T49.0X5	T49.0X6
Sulfan blue (diagnostic dye)	T50.8X1	T50.8X2	T50.8X3	T50.8X4	T50.8X5	T50.8X6

Substance	Poisoning, Accidental (unintentional)	Poisoning, Intentional self-harm	Poisoning, Assault	Poisoning, Undetermined	Adverse effect	Underdosing
Sulfanilamide	T37.0X1	T37.0X2	T37.0X3	T37.0X4	T37.0X5	T37.0X6
Sulfanilylguanidine	T37.0X1	T37.0X2	T37.0X3	T37.0X4	T37.0X5	T37.0X6
Sulfaperin	T37.0X1	T37.0X2	T37.0X3	T37.0X4	T37.0X5	T37.0X6
Sulfaphenazole	T37.0X1	T37.0X2	T37.0X3	T37.0X4	T37.0X5	T37.0X6
Sulfaphenylthiazole	T37.0X1	T37.0X2	T37.0X3	T37.0X4	T37.0X5	T37.0X6
Sulfaproxyline	T37.0X1	T37.0X2	T37.0X3	T37.0X4	T37.0X5	T37.0X6
Sulfapyridine	T37.0X1	T37.0X2	T37.0X3	T37.0X4	T37.0X5	T37.0X6
Sulfapyrimidine	T37.0X1	T37.0X2	T37.0X3	T37.0X4	T37.0X5	T37.0X6
Sulfarsphenamine	T37.8X1	T37.8X2	T37.8X3	T37.8X4	T37.8X5	T37.8X6
Sulfasalazine	T37.0X1	T37.0X2	T37.0X3	T37.0X4	T37.0X5	T37.0X6
Sulfasuxidine	T37.0X1	T37.0X2	T37.0X3	T37.0X4	T37.0X5	T37.0X6
Sulfasymazine	T37.0X1	T37.0X2	T37.0X3	T37.0X4	T37.0X5	T37.0X6
Sulfated amylopectin	T47.8X1	T47.8X2	T47.8X3	T47.8X4	T47.8X5	T47.8X6
Sulfathiazole	T37.0X1	T37.0X2	T37.0X3	T37.0X4	T37.0X5	T37.0X6
Sulfatostearate	T49.2X1	T49.2X2	T49.2X3	T49.2X4	T49.2X5	T49.2X6
Sulfinpyrazone	T50.4X1	T50.4X2	T50.4X3	T50.4X4	T50.4X5	T50.4X6
Sulfiram	T49.0X1	T49.0X2	T49.0X3	T49.0X4	T49.0X5	T49.0X6
Sulfisomidine	T37.0X1	T37.0X2	T37.0X3	T37.0X4	T37.0X5	T37.0X6
Sulfisoxazole	T37.0X1	T37.0X2	T37.0X3	T37.0X4	T37.0X5	T37.0X6
ophthalmic preparation	T49.5X1	T49.5X2	T49.5X3	T49.5X4	T49.5X5	T49.5X6
Sulfobromophthalein (sodium)	T50.8X1	T50.8X2	T50.8X3	T50.8X4	T50.8X5	T50.8X6
Sulfobromphthalein	T50.8X1	T50.8X2	T50.8X3	T50.8X4	T50.8X5	T50.8X6
Sulfogaiacol	T48.4X1	T48.4X2	T48.4X3	T48.4X4	T48.4X5	T48.4X6
Sulfomyxin	T36.8X1	T36.8X2	T36.8X3	T36.8X4	T36.8X5	T36.8X6

Substance	Poisoning, Accidental (unintentional)	Poisoning, Intentional self-harm	Poisoning, Assault	Poisoning, Undetermined	Adverse effect	Underdosing
Sulfonal	T42.6X1	T42.6X2	T42.6X3	T42.6X4	T42.6X5	T42.6X6
Sulfonamide NEC	T37.0X1	T37.0X2	T37.0X3	T37.0X4	T37.0X5	T37.0X6
eye	T49.5X1	T49.5X2	T49.5X3	T49.5X4	T49.5X5	T49.5X6
Sulfonazide	T37.1X1	T37.1X2	T37.1X3	T37.1X4	T37.1X5	T37.1X6
Sulfones	T37.1X1	T37.1X2	T37.1X3	T37.1X4	T37.1X5	T37.1X6
Sulfonethylmethane	T42.6X1	T42.6X2	T42.6X3	T42.6X4	T42.6X5	T42.6X6
Sulfonmethane	T42.6X1	T42.6X2	T42.6X3	T42.6X4	T42.6X5	T42.6X6
Sulfonphthal, sulfonphthol	T50.8X1	T50.8X2	T50.8X3	T50.8X4	T50.8X5	T50.8X6
Sulfonylurea derivatives, oral	T38.3X1	T38.3X2	T38.3X3	T38.3X4	T38.3X5	T38.3X6
Sulforidazine	T43.3X1	T43.3X2	T43.3X3	T43.3X4	T43.3X5	T43.3X6
Sulfoxone	T37.1X1	T37.1X2	T37.1X3	T37.1X4	T37.1X5	T37.1X6
Sulfur, sulfurated, sulfuric, sulfurous, sulfuryl (compounds NEC) (medicinal)	T49.4X1	T49.4X2	T49.4X3	T49.4X4	T49.4X5	T49.4X6
acid	T54.2X1	T54.2X2	T54.2X3	T54.2X4	–	–
dioxide (gas)	T59.1X1	T59.1X2	T59.1X3	T59.1X4	–	–
ether — *see* Ether(s)						
hydrogen	T59.6X1	T59.6X2	T59.6X3	T59.6X4	–	–
medicinal (keratolytic) (ointment) NEC	T49.4X1	T49.4X2	T49.4X3	T49.4X4	T49.4X5	T49.4X6
ointment	T49.0X1	T49.0X2	T49.0X3	T49.0X4	T49.0X5	T49.0X6
pesticide (vapor)	T60.91	T60.92	T60.93	T60.94	–	–
vapor NEC	T59.891	T59.892	T59.893	T59.894	–	–
Sulfuric acid	T54.2X1	T54.2X2	T54.2X3	T54.2X4	–	–
Sulglicotide	T47.1X1	T47.1X2	T47.1X3	T47.1X4	T47.1X5	T47.1X6
Sulindac	T39.391	T39.392	T39.393	T39.394	T39.395	T39.396

Substance	Poisoning, Accidental (unintentional)	Poisoning, Intentional self-harm	Poisoning, Assault	Poisoning, Undetermined	Adverse effect	Underdosing
Sulisatin	T47.2X1	T47.2X2	T47.2X3	T47.2X4	T47.2X5	T47.2X6
Sulisobenzone	T49.3X1	T49.3X2	T49.3X3	T49.3X4	T49.3X5	T49.3X6
Sulkowitch's reagent	T50.8X1	T50.8X2	T50.8X3	T50.8X4	T50.8X5	T50.8X6
Sulmetozine	T44.3X1	T44.3X2	T44.3X3	T44.3X4	T44.3X5	T44.3X6
Suloctidil	T46.7X1	T46.7X2	T46.7X3	T46.7X4	T46.7X5	T46.7X6
Sulph- (*see also* Sulf-)						
Sulphadiazine	T37.0X1	T37.0X2	T37.0X3	T37.0X4	T37.0X5	T37.0X6
Sulphadimethoxine	T37.0X1	T37.0X2	T37.0X3	T37.0X4	T37.0X5	T37.0X6
Sulphadimidine	T37.0X1	T37.0X2	T37.0X3	T37.0X4	T37.0X5	T37.0X6
Sulphadione	T37.1X1	T37.1X2	T37.1X3	T37.1X4	T37.1X5	T37.1X6
Sulphafurazole	T37.0X1	T37.0X2	T37.0X3	T37.0X4	T37.0X5	T37.0X6
Sulphamethizole	T37.0X1	T37.0X2	T37.0X3	T37.0X4	T37.0X5	T37.0X6
Sulphamethoxazole	T37.0X1	T37.0X2	T37.0X3	T37.0X4	T37.0X5	T37.0X6
Sulphan blue	T50.8X1	T50.8X2	T50.8X3	T50.8X4	T50.8X5	T50.8X6
Sulphaphenazole	T37.0X1	T37.0X2	T37.0X3	T37.0X4	T37.0X5	T37.0X6
Sulphapyridine	T37.0X1	T37.0X2	T37.0X3	T37.0X4	T37.0X5	T37.0X6
Sulphasalazine	T37.0X1	T37.0X2	T37.0X3	T37.0X4	T37.0X5	T37.0X6
Sulphinpyrazone	T50.4X1	T50.4X2	T50.4X3	T50.4X4	T50.4X5	T50.4X6
Sulpiride	T43.591	T43.592	T43.593	T43.594	T43.595	T43.596
Sulprostone	T48.0X1	T48.0X2	T48.0X3	T48.0X4	T48.0X5	T48.0X6
Sulpyrine	T39.2X1	T39.2X2	T39.2X3	T39.2X4	T39.2X5	T39.2X6
Sultamicillin	T36.0X1	T36.0X2	T36.0X3	T36.0X4	T36.0X5	T36.0X6
Sulthiame	T42.6X1	T42.6X2	T42.6X3	T42.6X4	T42.6X5	T42.6X6
Sultiame	T42.6X1	T42.6X2	T42.6X3	T42.6X4	T42.6X5	T42.6X6
Sultopride	T43.591	T43.592	T43.593	T43.594	T43.595	T43.596
Sumatriptan	T39.8X1	T39.8X2	T39.8X3	T39.8X4	T39.8X5	T39.8X6
Sunflower seed oil	T46.6X1	T46.6X2	T46.6X3	T46.6X4	T46.6X5	T46.6X6

Substance	Poisoning, Accidental (unintentional)	Poisoning, Intentional self-harm	Poisoning, Assault	Poisoning, Undetermined	Adverse effect	Underdosing
Superinone	T48.4X1	T48.4X2	T48.4X3	T48.4X4	T48.4X5	T48.4X6
Suprofen	T39.311	T39.312	T39.313	T39.314	T39.315	T39.316
Suramin (sodium)	T37.4X1	T37.4X2	T37.4X3	T37.4X4	T37.4X5	T37.4X6
Surfacaine	T41.3X1	T41.3X2	T41.3X3	T41.3X4	T41.3X5	T41.3X6
Surital	T41.1X1	T41.1X2	T41.1X3	T41.1X4	T41.1X5	T41.1X6
Sutilains	T45.3X1	T45.3X2	T45.3X3	T45.3X4	T45.3X5	T45.3X6
Suxamethonium (chloride)	T48.1X1	T48.1X2	T48.1X3	T48.1X4	T48.1X5	T48.1X6
Suxethonium (chloride)	T48.1X1	T48.1X2	T48.1X3	T48.1X4	T48.1X5	T48.1X6
Suxibuzone	T39.2X1	T39.2X2	T39.2X3	T39.2X4	T39.2X5	T39.2X6
Sweet niter spirit	T46.3X1	T46.3X2	T46.3X3	T46.3X4	T46.3X5	T46.3X6
Sweet oil (birch)	T49.3X1	T49.3X2	T49.3X3	T49.3X4	T49.3X5	T49.3X6
Sweetener	T50.901	T50.902	T50.903	T50.904	T50.905	T50.906
Sym-dichloroethyl ether	T53.6X1	T53.6X2	T53.6X3	T53.6X4	–	–
Sympatholytic NEC	T44.8X1	T44.8X2	T44.8X3	T44.8X4	T44.8X5	T44.8X6
haloalkylamine	T44.8X1	T44.8X2	T44.8X3	T44.8X4	T44.8X5	T44.8X6
Sympathomimetic NEC	T44.901	T44.902	T44.903	T44.904	T44.905	T44.906
anti-common-cold	T48.5X1	T48.5X2	T48.5X3	T48.5X4	T48.5X5	T48.5X6
bronchodilator	T48.6X1	T48.6X2	T48.6X3	T48.6X4	T48.6X5	T48.6X6
specified NEC	T44.991	T44.992	T44.993	T44.994	T44.995	T44.996
Synagis	T50.B91	T50.B92	T50.B93	T50.B94	T50.B95	T50.B96
Synalar	T49.0X1	T49.0X2	T49.0X3	T49.0X4	T49.0X5	T49.0X6
Synthetic cannabinoids	T40.721	T40.722	T40.723	T40.724	T40.725	T40.726
Synthroid	T38.1X1	T38.1X2	T38.1X3	T38.1X4	T38.1X5	T38.1X6
Syntocinon	T48.0X1	T48.0X2	T48.0X3	T48.0X4	T48.0X5	T48.0X6
Syrosingopine	T46.5X1	T46.5X2	T46.5X3	T46.5X4	T46.5X5	T46.5X6
Systemic drug	T45.91	T45.92	T45.93	T45.94	T45.95	T45.96
specified NEC	T45.8X1	T45.8X2	T45.8X3	T45.8X4	T45.8X5	T45.8X6

Substance	Poisoning, Accidental (unintentional)	Poisoning, Intentional self-harm	Poisoning, Assault	Poisoning, Undetermined	Adverse effect	Underdosing
T						
2,4,5-T (trichloro-phenoxyacetic acid)	T60.3X1	T60.3X2	T60.3X3	T60.3X4	–	–
Tablets (*see also* specified substance)	T50.901	T50.902	T50.903	T50.904	T50.905	T50.906
Tace	T38.5X1	T38.5X2	T38.5X3	T38.5X4	T38.5X5	T38.5X6
Tacrine	T44.0X1	T44.0X2	T44.0X3	T44.0X4	T44.0X5	T44.0X6
Tadalafil	T46.7X1	T46.7X2	T46.7X3	T46.7X4	T46.7X5	T46.7X6
Talampicillin	T36.0X1	T36.0X2	T36.0X3	T36.0X4	T36.0X5	T36.0X6
Talbutal	T42.3X1	T42.3X2	T42.3X3	T42.3X4	T42.3X5	T42.3X6
Talc powder	T49.3X1	T49.3X2	T49.3X3	T49.3X4	T49.3X5	T49.3X6
Talcum	T49.3X1	T49.3X2	T49.3X3	T49.3X4	T49.3X5	T49.3X6
Taleranol	T38.6X1	T38.6X2	T38.6X3	T38.6X4	T38.6X5	T38.6X6
Tamoxifen	T38.6X1	T38.6X2	T38.6X3	T38.6X4	T38.6X5	T38.6X6
Tamsulosin	T44.6X1	T44.6X2	T44.6X3	T44.6X4	T44.6X5	T44.6X6
Tandearil, tanderil	T39.2X1	T39.2X2	T39.2X3	T39.2X4	T39.2X5	T39.2X6
Tannic acid	T49.2X1	T49.2X2	T49.2X3	T49.2X4	T49.2X5	T49.2X6
medicinal (astringent)	T49.2X1	T49.2X2	T49.2X3	T49.2X4	T49.2X5	T49.2X6
Tannin — *see* Tannic acid						
Tansy	T62.2X1	T62.2X2	T62.2X3	T62.2X4	–	–
TAO	T36.3X1	T36.3X2	T36.3X3	T36.3X4	T36.3X5	T36.3X6
Tapazole	T38.2X1	T38.2X2	T38.2X3	T38.2X4	T38.2X5	T38.2X6
Tar NEC	T52.0X1	T52.0X2	T52.0X3	T52.0X4	–	–
camphor	T60.1X1	T60.1X2	T60.1X3	T60.1X4	–	–
distillate	T49.1X1	T49.1X2	T49.1X3	T49.1X4	T49.1X5	T49.1X6
fumes	T59.891	T59.892	T59.893	T59.894	–	–
medicinal	T49.1X1	T49.1X2	T49.1X3	T49.1X4	T49.1X5	T49.1X6
ointment	T49.1X1	T49.1X2	T49.1X3	T49.1X4	T49.1X5	T49.1X6

Substance	Poisoning, Accidental (unintentional)	Poisoning, Intentional self-harm	Poisoning, Assault	Poisoning, Undetermined	Adverse effect	Underdosing
Taractan	T43.591	T43.592	T43.593	T43.594	T43.595	T43.596
Tarantula (venomous)	T63.321	T63.322	T63.323	T63.324	–	–
Tartar emetic	T37.8X1	T37.8X2	T37.8X3	T37.8X4	T37.8X5	T37.8X6
Tartaric acid	T65.891	T65.892	T65.893	T65.894	–	–
Tartrate, laxative	T47.4X1	T47.4X2	T47.4X3	T47.4X4	T47.4X5	T47.4X6
Tartrated antimony (anti-infective)	T37.8X1	T37.8X2	T37.8X3	T37.8X4	T37.8X5	T37.8X6
Tauromustine	T45.1X1	T45.1X2	T45.1X3	T45.1X4	T45.1X5	T45.1X6
TCA — *see* Trichloroacetic acid						
TCDD	T53.7X1	T53.7X2	T53.7X3	T53.7X4	–	–
TDI (vapor)	T65.0X1	T65.0X2	T65.0X3	T65.0X4	–	–
Tear						
gas	T59.3X1	T59.3X2	T59.3X3	T59.3X4	–	–
solution	T49.5X1	T49.5X2	T49.5X3	T49.5X4	T49.5X5	T49.5X6
Teclothiazide	T50.2X1	T50.2X2	T50.2X3	T50.2X4	T50.2X5	T50.2X6
Teclozan	T37.3X1	T37.3X2	T37.3X3	T37.3X4	T37.3X5	T37.3X6
Tegafur	T45.1X1	T45.1X2	T45.1X3	T45.1X4	T45.1X5	T45.1X6
Tegretol	T42.1X1	T42.1X2	T42.1X3	T42.1X4	T42.1X5	T42.1X6
Teicoplanin	T36.8X1	T36.8X2	T36.8X3	T36.8X4	T36.8X5	T36.8X6
Telepaque	T50.8X1	T50.8X2	T50.8X3	T50.8X4	T50.8X5	T50.8X6
Tellurium	T56.891	T56.892	T56.893	T56.894	–	–
fumes	T56.891	T56.892	T56.893	T56.894	–	–
TEM	T45.1X1	T45.1X2	T45.1X3	T45.1X4	T45.1X5	T45.1X6
Temazepam	T42.4X1	T42.4X2	T42.4X3	T42.4X4	T42.4X5	T42.4X6
Temocillin	T36.0X1	T36.0X2	T36.0X3	T36.0X4	T36.0X5	T36.0X6
Tenamfetamine	T43.621	T43.622	T43.623	T43.624	T43.625	T43.626

Substance	Poisoning, Accidental (unintentional)	Poisoning, Intentional self-harm	Poisoning, Assault	Poisoning, Undetermined	Adverse effect	Underdosing
Teniposide	T45.1X1	T45.1X2	T45.1X3	T45.1X4	T45.1X5	T45.1X6
Tenitramine	T46.3X1	T46.3X2	T46.3X3	T46.3X4	T46.3X5	T46.3X6
Tenoglicin	T48.4X1	T48.4X2	T48.4X3	T48.4X4	T48.4X5	T48.4X6
Tenonitrozole	T37.3X1	T37.3X2	T37.3X3	T37.3X4	T37.3X5	T37.3X6
Tenoxicam	T39.391	T39.392	T39.393	T39.394	T39.395	T39.396
TEPA	T45.1X1	T45.1X2	T45.1X3	T45.1X4	T45.1X5	T45.1X6
TEPP	T60.0X1	T60.0X2	T60.0X3	T60.0X4	–	–
Teprotide	T46.5X1	T46.5X2	T46.5X3	T46.5X4	T46.5X5	T46.5X6
Terazosin	T44.6X1	T44.6X2	T44.6X3	T44.6X4	T44.6X5	T44.6X6
Terbufos	T60.0X1	T60.0X2	T60.0X3	T60.0X4	–	–
Terbutaline	T48.6X1	T48.6X2	T48.6X3	T48.6X4	T48.6X5	T48.6X6
Terconazole	T49.0X1	T49.0X2	T49.0X3	T49.0X4	T49.0X5	T49.0X6
Terfenadine	T45.0X1	T45.0X2	T45.0X3	T45.0X4	T45.0X5	T45.0X6
Teriparatide (acetate)	T50.991	T50.992	T50.993	T50.994	T50.995	T50.996
Terizidone	T37.1X1	T37.1X2	T37.1X3	T37.1X4	T37.1X5	T37.1X6
Terlipressin	T38.891	T38.892	T38.893	T38.894	T38.895	T38.896
Terodiline	T46.3X1	T46.3X2	T46.3X3	T46.3X4	T46.3X5	T46.3X6
Teroxalene	T37.4X1	T37.4X2	T37.4X3	T37.4X4	T37.4X5	T37.4X6
Terpin (cis) hydrate	T48.4X1	T48.4X2	T48.4X3	T48.4X4	T48.4X5	T48.4X6
Terramycin	T36.4X1	T36.4X2	T36.4X3	T36.4X4	T36.4X5	T36.4X6
Tertatolol	T44.7X1	T44.7X2	T44.7X3	T44.7X4	T44.7X5	T44.7X6
Tessalon	T48.3X1	T48.3X2	T48.3X3	T48.3X4	T48.3X5	T48.3X6
Testolactone	T38.7X1	T38.7X2	T38.7X3	T38.7X4	T38.7X5	T38.7X6
Testosterone	T38.7X1	T38.7X2	T38.7X3	T38.7X4	T38.7X5	T38.7X6
Tetanus toxoid or vaccine	T50.A91	T50.A92	T50.A93	T50.A94	T50.A95	T50.A96

Substance	Poisoning, Accidental (unintentional)	Poisoning, Intentional self-harm	Poisoning, Assault	Poisoning, Undetermined	Adverse effect	Underdosing
antitoxin	T50.Z11	T50.Z12	T50.Z13	T50.Z14	T50.Z15	T50.Z16
immune globulin (human)	T50.Z11	T50.Z12	T50.Z13	T50.Z14	T50.Z15	T50.Z16
toxoid	T50.A91	T50.A92	T50.A93	T50.A94	T50.A95	T50.A96
with diphtheria toxoid	T50.A21	T50.A22	T50.A23	T50.A24	T50.A25	T50.A26
with pertussis	T50.A11	T50.A12	T50.A13	T50.A14	T50.A15	T50.A16
Tetrabenazine	T43.591	T43.592	T43.593	T43.594	T43.595	T43.596
Tetracaine	T41.3X1	T41.3X2	T41.3X3	T41.3X4	T41.3X5	T41.3X6
nerve block (peripheral) (plexus)	T41.3X1	T41.3X2	T41.3X3	T41.3X4	T41.3X5	T41.3X6
regional	T41.3X1	T41.3X2	T41.3X3	T41.3X4	T41.3X5	T41.3X6
spinal	T41.3X1	T41.3X2	T41.3X3	T41.3X4	T41.3X5	T41.3X6
Tetrachlorethylene — *see* Tetrachloroethylene						
Tetrachlormethiazide	T50.2X1	T50.2X2	T50.2X3	T50.2X4	T50.2X5	T50.2X6
2,3,7,8-Tetrachlorodibenzo-p-dioxin	T53.7X1	T53.7X2	T53.7X3	T53.7X4	–	–
Tetrachloroethane	T53.6X1	T53.6X2	T53.6X3	T53.6X4	–	–
vapor	T53.6X1	T53.6X2	T53.6X3	T53.6X4	–	–
paint or varnish	T53.6X1	T53.6X2	T53.6X3	T53.6X4	–	–
Tetrachloroethylene (liquid)	T53.3X1	T53.3X2	T53.3X3	T53.3X4	–	–
medicinal	T37.4X1	T37.4X2	T37.4X3	T37.4X4	T37.4X5	T37.4X6
vapor	T53.3X1	T53.3X2	T53.3X3	T53.3X4	–	–
Tetrachloromethane — *see* Carbon tetrachloride						
Tetracosactide	T38.811	T38.812	T38.813	T38.814	T38.815	T38.816
Tetracosactrin	T38.811	T38.812	T38.813	T38.814	T38.815	T38.816
Tetracycline	T36.4X1	T36.4X2	T36.4X3	T36.4X4	T36.4X5	T36.4X6
ophthalmic preparation	T49.5X1	T49.5X2	T49.5X3	T49.5X4	T49.5X5	T49.5X6
topical NEC	T49.0X1	T49.0X2	T49.0X3	T49.0X4	T49.0X5	T49.0X6

Substance	Poisoning, Accidental (unintentional)	Poisoning, Intentional self-harm	Poisoning, Assault	Poisoning, Undetermined	Adverse effect	Underdosing
Tetradifon	T60.8X1	T60.8X2	T60.8X3	T60.8X4	–	–
Tetradotoxin	T61.771	T61.772	T61.773	T61.774	–	–
Tetraethyl						
lead	T56.0X1	T56.0X2	T56.0X3	T56.0X4	–	–
pyrophosphate	T60.0X1	T60.0X2	T60.0X3	T60.0X4	–	–
Tetraethylammonium chloride	T44.2X1	T44.2X2	T44.2X3	T44.2X4	T44.2X5	T44.2X6
Tetraethylthiuram disulfide	T50.6X1	T50.6X2	T50.6X3	T50.6X4	T50.6X5	T50.6X6
Tetrahydroaminoacridine	T44.0X1	T44.0X2	T44.0X3	T44.0X4	T44.0X5	T44.0X6
Tetrahydrocannabinol	T40.711	T40.712	T40.713	T40.714	T40.715	T40.716
Tetrahydrofuran	T52.8X1	T52.8X2	T52.8X3	T52.8X4	–	–
Tetrahydronaphthalene	T52.8X1	T52.8X2	T52.8X3	T52.8X4	–	–
Tetrahydrozoline	T49.5X1	T49.5X2	T49.5X3	T49.5X4	T49.5X5	T49.5X6
Tetralin	T52.8X1	T52.8X2	T52.8X3	T52.8X4	–	–
Tetramethrin	T60.2X1	T60.2X2	T60.2X3	T60.2X4	–	–
Tetramethylthiuram (disulfide) NEC	T60.3X1	T60.3X2	T60.3X3	T60.3X4	–	–
medicinal	T49.0X1	T49.0X2	T49.0X3	T49.0X4	T49.0X5	T49.0X6
Tetramisole	T37.4X1	T37.4X2	T37.4X3	T37.4X4	T37.4X5	T37.4X6
Tetranicotinoyl fructose	T46.7X1	T46.7X2	T46.7X3	T46.7X4	T46.7X5	T46.7X6
Tetrazepam	T42.4X1	T42.4X2	T42.4X3	T42.4X4	T42.4X5	T42.4X6
Tetronal	T42.6X1	T42.6X2	T42.6X3	T42.6X4	T42.6X5	T42.6X6
Tetryl	T65.3X1	T65.3X2	T65.3X3	T65.3X4	–	–
Tetrylammonium chloride	T44.2X1	T44.2X2	T44.2X3	T44.2X4	T44.2X5	T44.2X6
Tetryzoline	T49.5X1	T49.5X2	T49.5X3	T49.5X4	T49.5X5	T49.5X6
Thalidomide	T45.1X1	T45.1X2	T45.1X3	T45.1X4	T45.1X5	T45.1X6

Substance	Poisoning, Accidental (unintentional)	Poisoning, Intentional self-harm	Poisoning, Assault	Poisoning, Undetermined	Adverse effect	Underdosing
Thallium (compounds) (dust) **NEC**	T56.811	T56.812	T56.813	T56.814	–	–
pesticide	T60.4X1	T60.4X2	T60.4X3	T60.4X4	–	–
THC	T40.711	T40.712	T40.713	T40.714	T40.715	T40.716
Thebacon	T48.3X1	T48.3X2	T48.3X3	T48.3X4	T48.3X5	T48.3X6
Thebaine	T40.2X1	T40.2X2	T40.2X3	T40.2X4	T40.2X5	T40.2X6
Thenoic acid	T49.6X1	T49.6X2	T49.6X3	T49.6X4	T49.6X5	T49.6X6
Thenyldiamine	T45.0X1	T45.0X2	T45.0X3	T45.0X4	T45.0X5	T45.0X6
Theobromine (calcium salicylate)	T48.6X1	T48.6X2	T48.6X3	T48.6X4	T48.6X5	T48.6X6
sodium salicylate	T48.6X1	T48.6X2	T48.6X3	T48.6X4	T48.6X5	T48.6X6
Theophyllamine	T48.6X1	T48.6X2	T48.6X3	T48.6X4	T48.6X5	T48.6X6
Theophylline	T48.6X1	T48.6X2	T48.6X3	T48.6X4	T48.6X5	T48.6X6
aminobenzoic acid	T48.6X1	T48.6X2	T48.6X3	T48.6X4	T48.6X5	T48.6X6
ethylenediamine	T48.6X1	T48.6X2	T48.6X3	T48.6X4	T48.6X5	T48.6X6
piperazine p-amino-benzoate	T48.6X1	T48.6X2	T48.6X3	T48.6X4	T48.6X5	T48.6X6
Thiabendazole	T37.4X1	T37.4X2	T37.4X3	T37.4X4	T37.4X5	T37.4X6
Thialbarbital	T41.1X1	T41.1X2	T41.1X3	T41.1X4	T41.1X5	T41.1X6
Thiamazole	T38.2X1	T38.2X2	T38.2X3	T38.2X4	T38.2X5	T38.2X6
Thiambutosine	T37.1X1	T37.1X2	T37.1X3	T37.1X4	T37.1X5	T37.1X6
Thiamine	T45.2X1	T45.2X2	T45.2X3	T45.2X4	T45.2X5	T45.2X6
Thiamphenicol	T36.2X1	T36.2X2	T36.2X3	T36.2X4	T36.2X5	T36.2X6
Thiamylal	T41.1X1	T41.1X2	T41.1X3	T41.1X4	T41.1X5	T41.1X6
sodium	T41.1X1	T41.1X2	T41.1X3	T41.1X4	T41.1X5	T41.1X6
Thiazesim	T43.291	T43.292	T43.293	T43.294	T43.295	T43.296
Thiazides (diuretics)	T50.2X1	T50.2X2	T50.2X3	T50.2X4	T50.2X5	T50.2X6
Thiazinamium metilsulfate	T43.3X1	T43.3X2	T43.3X3	T43.3X4	T43.3X5	T43.3X6

Substance	Poisoning, Accidental (unintentional)	Poisoning, Intentional self-harm	Poisoning, Assault	Poisoning, Undetermined	Adverse effect	Underdosing
Thiethylperazine	T43.3X1	T43.3X2	T43.3X3	T43.3X4	T43.3X5	T43.3X6
Thimerosal	T49.0X1	T49.0X2	T49.0X3	T49.0X4	T49.0X5	T49.0X6
ophthalmic preparation	T49.5X1	T49.5X2	T49.5X3	T49.5X4	T49.5X5	T49.5X6
Thioacetazone	T37.1X1	T37.1X2	T37.1X3	T37.1X4	T37.1X5	T37.1X6
with isoniazid	T37.1X1	T37.1X2	T37.1X3	T37.1X4	T37.1X5	T37.1X6
Thiobarbital sodium	T41.1X1	T41.1X2	T41.1X3	T41.1X4	T41.1X5	T41.1X6
Thiobarbiturate anesthetic	T41.1X1	T41.1X2	T41.1X3	T41.1X4	T41.1X5	T41.1X6
Thiobismol	T37.8X1	T37.8X2	T37.8X3	T37.8X4	T37.8X5	T37.8X6
Thiobutabarbital sodium	T41.1X1	T41.1X2	T41.1X3	T41.1X4	T41.1X5	T41.1X6
Thiocarbamate (insecticide)	T60.0X1	T60.0X2	T60.0X3	T60.0X4	–	–
Thiocarbamide	T38.2X1	T38.2X2	T38.2X3	T38.2X4	T38.2X5	T38.2X6
Thiocarbarsone	T37.8X1	T37.8X2	T37.8X3	T37.8X4	T37.8X5	T37.8X6
Thiocarlide	T37.1X1	T37.1X2	T37.1X3	T37.1X4	T37.1X5	T37.1X6
Thioctamide	T50.991	T50.992	T50.993	T50.994	T50.995	T50.996
Thioctic acid	T50.991	T50.992	T50.993	T50.994	T50.995	T50.996
Thiofos	T60.0X1	T60.0X2	T60.0X3	T60.0X4	–	–
Thioglycolate	T49.4X1	T49.4X2	T49.4X3	T49.4X4	T49.4X5	T49.4X6
Thioglycolic acid	T65.891	T65.892	T65.893	T65.894	–	–
Thioguanine	T45.1X1	T45.1X2	T45.1X3	T45.1X4	T45.1X5	T45.1X6
Thiomercaptomerin	T50.2X1	T50.2X2	T50.2X3	T50.2X4	T50.2X5	T50.2X6
Thiomerin	T50.2X1	T50.2X2	T50.2X3	T50.2X4	T50.2X5	T50.2X6
Thiomersal	T49.0X1	T49.0X2	T49.0X3	T49.0X4	T49.0X5	T49.0X6
Thionazin	T60.0X1	T60.0X2	T60.0X3	T60.0X4	–	–
Thiopental (sodium)	T41.1X1	T41.1X2	T41.1X3	T41.1X4	T41.1X5	T41.1X6
Thiopentone (sodium)	T41.1X1	T41.1X2	T41.1X3	T41.1X4	T41.1X5	T41.1X6

Substance	Poisoning, Accidental (unintentional)	Poisoning, Intentional self-harm	Poisoning, Assault	Poisoning, Undetermined	Adverse effect	Underdosing
Thiopropazate	T43.3X1	T43.3X2	T43.3X3	T43.3X4	T43.3X5	T43.3X6
Thioproperazine	T43.3X1	T43.3X2	T43.3X3	T43.3X4	T43.3X5	T43.3X6
Thioridazine	T43.3X1	T43.3X2	T43.3X3	T43.3X4	T43.3X5	T43.3X6
Thiosinamine	T49.3X1	T49.3X2	T49.3X3	T49.3X4	T49.3X5	T49.3X6
Thiotepa	T45.1X1	T45.1X2	T45.1X3	T45.1X4	T45.1X5	T45.1X6
Thiothixene	T43.4X1	T43.4X2	T43.4X3	T43.4X4	T43.4X5	T43.4X6
Thiouracil (benzyl) (methyl) (propyl)	T38.2X1	T38.2X2	T38.2X3	T38.2X4	T38.2X5	T38.2X6
Thiourea	T38.2X1	T38.2X2	T38.2X3	T38.2X4	T38.2X5	T38.2X6
Thiphenamil	T44.3X1	T44.3X2	T44.3X3	T44.3X4	T44.3X5	T44.3X6
Thiram	T60.3X1	T60.3X2	T60.3X3	T60.3X4	–	–
medicinal	T49.2X1	T49.2X2	T49.2X3	T49.2X4	T49.2X5	T49.2X6
Thonzylamine (systemic)	T45.0X1	T45.0X2	T45.0X3	T45.0X4	T45.0X5	T45.0X6
mucosal decongestant	T48.5X1	T48.5X2	T48.5X3	T48.5X4	T48.5X5	T48.5X6
Thorazine	T43.3X1	T43.3X2	T43.3X3	T43.3X4	T43.3X5	T43.3X6
Thorium dioxide suspension	T50.8X1	T50.8X2	T50.8X3	T50.8X4	T50.8X5	T50.8X6
Thornapple	T62.2X1	T62.2X2	T62.2X3	T62.2X4	–	–
Throat drug NEC	T49.6X1	T49.6X2	T49.6X3	T49.6X4	T49.6X5	T49.6X6
Thrombin	T45.7X1	T45.7X2	T45.7X3	T45.7X4	T45.7X5	T45.7X6
Thrombolysin	T45.611	T45.612	T45.613	T45.614	T45.615	T45.616
Thromboplastin	T45.7X1	T45.7X2	T45.7X3	T45.7X4	T45.7X5	T45.7X6
Thurfyl nicotinate	T46.7X1	T46.7X2	T46.7X3	T46.7X4	T46.7X5	T46.7X6
Thymol	T49.0X1	T49.0X2	T49.0X3	T49.0X4	T49.0X5	T49.0X6
Thymopentin	T37.5X1	T37.5X2	T37.5X3	T37.5X4	T37.5X5	T37.5X6
Thymoxamine	T46.7X1	T46.7X2	T46.7X3	T46.7X4	T46.7X5	T46.7X6

Substance	Poisoning, Accidental (unintentional)	Poisoning, Intentional self-harm	Poisoning, Assault	Poisoning, Undetermined	Adverse effect	Underdosing
Thymus extract	T38.891	T38.892	T38.893	T38.894	T38.895	T38.896
Thyreotrophic hormone	T38.811	T38.812	T38.813	T38.814	T38.815	T38.816
Thyroglobulin	T38.1X1	T38.1X2	T38.1X3	T38.1X4	T38.1X5	T38.1X6
Thyroid (hormone)	T38.1X1	T38.1X2	T38.1X3	T38.1X4	T38.1X5	T38.1X6
Thyrolar	T38.1X1	T38.1X2	T38.1X3	T38.1X4	T38.1X5	T38.1X6
Thyrotrophin	T38.811	T38.812	T38.813	T38.814	T38.815	T38.816
Thyrotropic hormone	T38.811	T38.812	T38.813	T38.814	T38.815	T38.816
Thyroxine	T38.1X1	T38.1X2	T38.1X3	T38.1X4	T38.1X5	T38.1X6
Tiabendazole	T37.4X1	T37.4X2	T37.4X3	T37.4X4	T37.4X5	T37.4X6
Tiamizide	T50.2X1	T50.2X2	T50.2X3	T50.2X4	T50.2X5	T50.2X6
Tianeptine	T43.291	T43.292	T43.293	T43.294	T43.295	T43.296
Tiapamil	T46.1X1	T46.1X2	T46.1X3	T46.1X4	T46.1X5	T46.1X6
Tiapride	T43.591	T43.592	T43.593	T43.594	T43.595	T43.596
Tiaprofenic acid	T39.311	T39.312	T39.313	T39.314	T39.315	T39.316
Tiaramide	T39.8X1	T39.8X2	T39.8X3	T39.8X4	T39.8X5	T39.8X6
Ticarcillin	T36.0X1	T36.0X2	T36.0X3	T36.0X4	T36.0X5	T36.0X6
Ticlatone	T49.0X1	T49.0X2	T49.0X3	T49.0X4	T49.0X5	T49.0X6
Ticlopidine	T45.521	T45.522	T45.523	T45.524	T45.525	T45.526
Ticrynafen	T50.1X1	T50.1X2	T50.1X3	T50.1X4	T50.1X5	T50.1X6
Tidiacic	T50.991	T50.992	T50.993	T50.994	T50.995	T50.996
Tiemonium	T44.3X1	T44.3X2	T44.3X3	T44.3X4	T44.3X5	T44.3X6
iodide	T44.3X1	T44.3X2	T44.3X3	T44.3X4	T44.3X5	T44.3X6
Tienilic acid	T50.1X1	T50.1X2	T50.1X3	T50.1X4	T50.1X5	T50.1X6
Tifenamil	T44.3X1	T44.3X2	T44.3X3	T44.3X4	T44.3X5	T44.3X6
Tigan	T45.0X1	T45.0X2	T45.0X3	T45.0X4	T45.0X5	T45.0X6
Tigloidine	T44.3X1	T44.3X2	T44.3X3	T44.3X4	T44.3X5	T44.3X6

Substance	Poisoning, Accidental (unintentional)	Poisoning, Intentional self-harm	Poisoning, Assault	Poisoning, Undetermined	Adverse effect	Underdosing
Ticrynafen	T50.1X1	T50.1X2	T50.1X3	T50.1X4	T50.1X5	T50.1X6
Tidiacic	T50.991	T50.992	T50.993	T50.994	T50.995	T50.996
Tiemonium	T44.3X1	T44.3X2	T44.3X3	T44.3X4	T44.3X5	T44.3X6
iodide	T44.3X1	T44.3X2	T44.3X3	T44.3X4	T44.3X5	T44.3X6
Tienilic acid	T50.1X1	T50.1X2	T50.1X3	T50.1X4	T50.1X5	T50.1X6
Tifenamil	T44.3X1	T44.3X2	T44.3X3	T44.3X4	T44.3X5	T44.3X6
Tigan	T45.0X1	T45.0X2	T45.0X3	T45.0X4	T45.0X5	T45.0X6
Tigloidine	T44.3X1	T44.3X2	T44.3X3	T44.3X4	T44.3X5	T44.3X6
Tilactase	T47.5X1	T47.5X2	T47.5X3	T47.5X4	T47.5X5	T47.5X6
Tiletamine	T41.291	T41.292	T41.293	T41.294	T41.295	T41.296
Tilidine	T40.491	T40.492	T40.493	T40.494	–	–
Timepidium bromide	T44.3X1	T44.3X2	T44.3X3	T44.3X4	T44.3X5	T44.3X6
Timiperone	T43.4X1	T43.4X2	T43.4X3	T43.4X4	T43.4X5	T43.4X6
Timolol	T44.7X1	T44.7X2	T44.7X3	T44.7X4	T44.7X5	T44.7X6
Tin (chloride) (dust) (oxide) **NEC**	T56.6X1	T56.6X2	T56.6X3	T56.6X4	–	–
anti-infectives	T37.8X1	T37.8X2	T37.8X3	T37.8X4	T37.8X5	T37.8X6
Tincture, iodine — *see* Iodine						
Tindal	T43.3X1	T43.3X2	T43.3X3	T43.3X4	T43.3X5	T43.3X6
Tinidazole	T37.3X1	T37.3X2	T37.3X3	T37.3X4	T37.3X5	T37.3X6
Tinoridine	T39.8X1	T39.8X2	T39.8X3	T39.8X4	T39.8X5	T39.8X6
Tiocarlide	T37.1X1	T37.1X2	T37.1X3	T37.1X4	T37.1X5	T37.1X6
Tioclomarol	T45.511	T45.512	T45.513	T45.514	T45.515	T45.516
Tioconazole	T49.0X1	T49.0X2	T49.0X3	T49.0X4	T49.0X5	T49.0X6
Tioguanine	T45.1X1	T45.1X2	T45.1X3	T45.1X4	T45.1X5	T45.1X6
Tiopronin	T50.991	T50.992	T50.993	T50.994	T50.995	T50.996
Tiotixene	T43.4X1	T43.4X2	T43.4X3	T43.4X4	T43.4X5	T43.4X6
Tioxolone	T49.4X1	T49.4X2	T49.4X3	T49.4X4	T49.4X5	T49.4X6

Substance	Poisoning, Accidental (unintentional)	Poisoning, Intentional self-harm	Poisoning, Assault	Poisoning, Undetermined	Adverse effect	Underdosing
Tipepidine	T48.3X1	T48.3X2	T48.3X3	T48.3X4	T48.3X5	T48.3X6
Tiquizium bromide	T44.3X1	T44.3X2	T44.3X3	T44.3X4	T44.3X5	T44.3X6
Tiratricol	T38.1X1	T38.1X2	T38.1X3	T38.1X4	T38.1X5	T38.1X6
Tisopurine	T50.4X1	T50.4X2	T50.4X3	T50.4X4	T50.4X5	T50.4X6
Titanium (compounds) (vapor)	T56.891	T56.892	T56.893	T56.894	–	–
dioxide	T49.3X1	T49.3X2	T49.3X3	T49.3X4	T49.3X5	T49.3X6
ointment	T49.3X1	T49.3X2	T49.3X3	T49.3X4	T49.3X5	T49.3X6
oxide	T49.3X1	T49.3X2	T49.3X3	T49.3X4	T49.3X5	T49.3X6
tetrachloride	T56.891	T56.892	T56.893	T56.894	–	–
Titanocene	T56.891	T56.892	T56.893	T56.894	–	–
Titroid	T38.1X1	T38.1X2	T38.1X3	T38.1X4	T38.1X5	T38.1X6
Tizanidine	T42.8X1	T42.8X2	T42.8X3	T42.8X4	T42.8X5	T42.8X6
TMTD	T60.3X1	T60.3X2	T60.3X3	T60.3X4	–	–
TNT (fumes)	T65.3X1	T65.3X2	T65.3X3	T65.3X4	–	–
Toadstool	T62.0X1	T62.0X2	T62.0X3	T62.0X4	–	–
Tobacco NEC	T65.291	T65.292	T65.293	T65.294	–	–
cigarettes	T65.221	T65.222	T65.223	T65.224	–	–
indian	T62.2X1	T62.2X2	T62.2X3	T62.2X4	–	–
smoke, second-hand	T65.221	T65.222	T65.223	T65.224	–	–
Tobramycin	T36.5X1	T36.5X2	T36.5X3	T36.5X4	T36.5X5	T36.5X6
Tocainide	T46.2X1	T46.2X2	T46.2X3	T46.2X4	T46.2X5	T46.2X6
Tocoferol	T45.2X1	T45.2X2	T45.2X3	T45.2X4	T45.2X5	T45.2X6
Tocopherol	T45.2X1	T45.2X2	T45.2X3	T45.2X4	T45.2X5	T45.2X6
acetate	T45.2X1	T45.2X2	T45.2X3	T45.2X4	T45.2X5	T45.2X6
Tocosamine	T48.0X1	T48.0X2	T48.0X3	T48.0X4	T48.0X5	T48.0X6
Todralazine	T46.5X1	T46.5X2	T46.5X3	T46.5X4	T46.5X5	T46.5X6

Substance	Poisoning, Accidental (unintentional)	Poisoning, Intentional self-harm	Poisoning, Assault	Poisoning, Undetermined	Adverse effect	Underdosing
Tofisopam	T42.4X1	T42.4X2	T42.4X3	T42.4X4	T42.4X5	T42.4X6
Tofranil	T43.011	T43.012	T43.013	T43.014	T43.015	T43.016
Toilet deodorizer	T65.891	T65.892	T65.893	T65.894	–	–
Tolamolol	T44.7X1	T44.7X2	T44.7X3	T44.7X4	T44.7X5	T44.7X6
Tolazamide	T38.3X1	T38.3X2	T38.3X3	T38.3X4	T38.3X5	T38.3X6
Tolazoline	T46.7X1	T46.7X2	T46.7X3	T46.7X4	T46.7X5	T46.7X6
Tolbutamide (sodium)	T38.3X1	T38.3X2	T38.3X3	T38.3X4	T38.3X5	T38.3X6
Tolciclate	T49.0X1	T49.0X2	T49.0X3	T49.0X4	T49.0X5	T49.0X6
Tolmetin	T39.391	T39.392	T39.393	T39.394	T39.395	T39.396
Tolnaftate	T49.0X1	T49.0X2	T49.0X3	T49.0X4	T49.0X5	T49.0X6
Tolonidine	T46.5X1	T46.5X2	T46.5X3	T46.5X4	T46.5X5	T46.5X6
Toloxatone	T42.6X1	T42.6X2	T42.6X3	T42.6X4	T42.6X5	T42.6X6
Tolperisone	T44.3X1	T44.3X2	T44.3X3	T44.3X4	T44.3X5	T44.3X6
Tolserol	T42.8X1	T42.8X2	T42.8X3	T42.8X4	T42.8X5	T42.8X6
Toluene (liquid)	T52.2X1	T52.2X2	T52.2X3	T52.2X4	–	–
diisocyanate	T65.0X1	T65.0X2	T65.0X3	T65.0X4	–	–
Toluidine	T65.891	T65.892	T65.893	T65.894	–	–
vapor	T59.891	T59.892	T59.893	T59.894	–	–
Toluol (liquid)	T52.2X1	T52.2X2	T52.2X3	T52.2X4	–	–
vapor	T52.2X1	T52.2X2	T52.2X3	T52.2X4	–	–
Toluylenediamine	T65.3X1	T65.3X2	T65.3X3	T65.3X4	–	–
Tolylene-2,4-diisocyanate	T65.0X1	T65.0X2	T65.0X3	T65.0X4	–	–
Tonic NEC	T50.901	T50.902	T50.903	T50.904	T50.905	T50.906
Topical action drug NEC	T49.91	T49.92	T49.93	T49.94	T49.95	T49.96

Substance	Poisoning, Accidental (unintentional)	Poisoning, Intentional self-harm	Poisoning, Assault	Poisoning, Undetermined	Adverse effect	Underdosing
ear, nose or throat	T49.6X1	T49.6X2	T49.6X3	T49.6X4	T49.6X5	T49.6X6
eye	T49.5X1	T49.5X2	T49.5X3	T49.5X4	T49.5X5	T49.5X6
skin	T49.91	T49.92	T49.93	T49.94	T49.95	T49.96
specified NEC	T49.8X1	T49.8X2	T49.8X3	T49.8X4	T49.8X5	T49.8X6
Toquizine	T44.3X1	T44.3X2	T44.3X3	T44.3X4	T44.3X5	T44.3X6
Toremifene	T38.6X1	T38.6X2	T38.6X3	T38.6X4	T38.6X5	T38.6X6
Tosylchloramide sodium	T49.8X1	T49.8X2	T49.8X3	T49.8X4	T49.8X5	T49.8X6
Toxaphene (dust) (spray)	T60.1X1	T60.1X2	T60.1X3	T60.1X4	–	–
Toxin, diphtheria (Schick Test)	T50.8X1	T50.8X2	T50.8X3	T50.8X4	T50.8X5	T50.8X6
Toxoid						
combined	T50.A21	T50.A22	T50.A23	T50.A24	T50.A25	T50.A26
diphtheria	T50.A91	T50.A92	T50.A93	T50.A94	T50.A95	T50.A96
tetanus	T50.A91	T50.A92	T50.A93	T50.A94	T50.A95	T50.A96
Trace element NEC	T45.8X1	T45.8X2	T45.8X3	T45.8X4	T45.8X5	T45.8X6
Tractor fuel NEC	T52.0X1	T52.0X2	T52.0X3	T52.0X4	–	–
Tragacanth	T50.991	T50.992	T50.993	T50.994	T50.995	T50.996
Tramadol	T40.421	T40.422	T40.423	T40.424	T40.425	T40.426
Tramazoline	T48.5X1	T48.5X2	T48.5X3	T48.5X4	T48.5X5	T48.5X6
Tranexamic acid	T45.621	T45.622	T45.623	T45.624	T45.625	T45.626
Tranilast	T45.0X1	T45.0X2	T45.0X3	T45.0X4	T45.0X5	T45.0X6
Tranquilizer NEC	T43.501	T43.502	T43.503	T43.504	T43.505	T43.506
with hypnotic or sedative	T42.6X1	T42.6X2	T42.6X3	T42.6X4	T42.6X5	T42.6X6
benzodiazepine NEC	T42.4X1	T42.4X2	T42.4X3	T42.4X4	T42.4X5	T42.4X6
butyrophenone NEC	T43.4X1	T43.4X2	T43.4X3	T43.4X4	T43.4X5	T43.4X6
carbamate	T43.591	T43.592	T43.593	T43.594	T43.595	T43.596
dimethylamine	T43.3X1	T43.3X2	T43.3X3	T43.3X4	T43.3X5	T43.3X6

Substance	Poisoning, Accidental (unintentional)	Poisoning, Intentional self-harm	Poisoning, Assault	Poisoning, Undetermined	Adverse effect	Underdosing
ethylamine	T43.3X1	T43.3X2	T43.3X3	T43.3X4	T43.3X5	T43.3X6
hydroxyzine	T43.591	T43.592	T43.593	T43.594	T43.595	T43.596
major NEC	T43.501	T43.502	T43.503	T43.504	T43.505	T43.506
penothiazine NEC	T43.3X1	T43.3X2	T43.3X3	T43.3X4	T43.3X5	T43.3X6
phenothiazine-based	T43.3X1	T43.3X2	T43.3X3	T43.3X4	T43.3X5	T43.3X6
piperazine NEC	T43.3X1	T43.3X2	T43.3X3	T43.3X4	T43.3X5	T43.3X6
piperidine	T43.3X1	T43.3X2	T43.3X3	T43.3X4	T43.3X5	T43.3X6
propylamine	T43.3X1	T43.3X2	T43.3X3	T43.3X4	T43.3X5	T43.3X6
specified NEC	T43.591	T43.592	T43.593	T43.594	T43.595	T43.596
thioxanthene NEC	T43.591	T43.592	T43.593	T43.594	T43.595	T43.596
Tranxene	T42.4X1	T42.4X2	T42.4X3	T42.4X4	T42.4X5	T42.4X6
Tranylcypromine	T43.1X1	T43.1X2	T43.1X3	T43.1X4	T43.1X5	T43.1X6
Trapidil	T46.3X1	T46.3X2	T46.3X3	T46.3X4	T46.3X5	T46.3X6
Trasentine	T44.3X1	T44.3X2	T44.3X3	T44.3X4	T44.3X5	T44.3X6
Travert	T50.3X1	T50.3X2	T50.3X3	T50.3X4	T50.3X5	T50.3X6
Trazodone	T43.211	T43.212	T43.213	T43.214	T43.215	T43.216
Trecator	T37.1X1	T37.1X2	T37.1X3	T37.1X4	T37.1X5	T37.1X6
Treosulfan	T45.1X1	T45.1X2	T45.1X3	T45.1X4	T45.1X5	T45.1X6
Tretamine	T45.1X1	T45.1X2	T45.1X3	T45.1X4	T45.1X5	T45.1X6
Tretinoin	T49.0X1	T49.0X2	T49.0X3	T49.0X4	T49.0X5	T49.0X6
Tretoquinol	T48.6X1	T48.6X2	T48.6X3	T48.6X4	T48.6X5	T48.6X6
Triacetin	T49.0X1	T49.0X2	T49.0X3	T49.0X4	T49.0X5	T49.0X6
Triacetoxyanthracene	T49.4X1	T49.4X2	T49.4X3	T49.4X4	T49.4X5	T49.4X6
Triacetyloleandomycin	T36.3X1	T36.3X2	T36.3X3	T36.3X4	T36.3X5	T36.3X6
Triamcinolone	T38.0X1	T38.0X2	T38.0X3	T38.0X4	T38.0X5	T38.0X6

Substance	Poisoning, Accidental (unintentional)	Poisoning, Intentional self-harm	Poisoning, Assault	Poisoning, Undetermined	Adverse effect	Underdosing
Triamcinolone	T38.0X1	T38.0X2	T38.0X3	T38.0X4	T38.0X5	T38.0X6
ENT agent	T49.6X1	T49.6X2	T49.6X3	T49.6X4	T49.6X5	T49.6X6
hexacetonide	T49.0X1	T49.0X2	T49.0X3	T49.0X4	T49.0X5	T49.0X6
ophthalmic preparation	T49.5X1	T49.5X2	T49.5X3	T49.5X4	T49.5X5	T49.5X6
topical NEC	T49.0X1	T49.0X2	T49.0X3	T49.0X4	T49.0X5	T49.0X6
Triampyzine	T44.3X1	T44.3X2	T44.3X3	T44.3X4	T44.3X5	T44.3X6
Triamterene	T50.2X1	T50.2X2	T50.2X3	T50.2X4	T50.2X5	T50.2X6
Triazine (herbicide)	T60.3X1	T60.3X2	T60.3X3	T60.3X4	—	—
Triaziquone	T45.1X1	T45.1X2	T45.1X3	T45.1X4	T45.1X5	T45.1X6
Triazolam	T42.4X1	T42.4X2	T42.4X3	T42.4X4	T42.4X5	T42.4X6
Triazole (herbicide)	T60.3X1	T60.3X2	T60.3X3	T60.3X4	—	—
Tribenoside	T46.991	T46.992	T46.993	T46.994	T46.995	T46.996
Tribromacetaldehyde	T42.6X1	T42.6X2	T42.6X3	T42.6X4	T42.6X5	T42.6X6
Tribromoethanol, rectal	T41.291	T41.292	T41.293	T41.294	T41.295	T41.296
Tribromomethane	T42.6X1	T42.6X2	T42.6X3	T42.6X4	T42.6X5	T42.6X6
Trichlorethane	T53.2X1	T53.2X2	T53.2X3	T53.2X4	—	—
Trichlorethylene	T53.2X1	T53.2X2	T53.2X3	T53.2X4	—	—
Trichlorfon	T60.0X1	T60.0X2	T60.0X3	T60.0X4	—	—
Trichlormethiazide	T50.2X1	T50.2X2	T50.2X3	T50.2X4	T50.2X5	T50.2X6
Trichlormethine	T45.1X1	T45.1X2	T45.1X3	T45.1X4	T45.1X5	T45.1X6
Trichloroacetic acid, Trichloracetic acid	T54.2X1	T54.2X2	T54.2X3	T54.2X4	—	—
medicinal	T49.4X1	T49.4X2	T49.4X3	T49.4X4	T49.4X5	T49.4X6
Trichloroethane	T53.2X1	T53.2X2	T53.2X3	T53.2X4	—	—
Trichloroethanol	T42.6X1	T42.6X2	T42.6X3	T42.6X4	T42.6X5	T42.6X6
Trichloroethyl phosphate	T42.6X1	T42.6X2	T42.6X3	T42.6X4	T42.6X5	T42.6X6
Trichloroethylene (liquid) (vapor)	T53.2X1	T53.2X2	T53.2X3	T53.2X4	—	—

Substance	Poisoning, Accidental (unintentional)	Poisoning, Intentional self-harm	Poisoning, Assault	Poisoning, Undetermined	Adverse effect	Underdosing
anesthetic (gas)	T41.0X1	T41.0X2	T41.0X3	T41.0X4	T41.0X5	T41.0X6
vapor NEC	T53.2X1	T53.2X2	T53.2X3	T53.2X4	–	–
Trichlorofluoromethane NEC	T53.5X1	T53.5X2	T53.5X3	T53.5X4	–	–
Trichloronate	T60.0X1	T60.0X2	T60.0X3	T60.0X4	–	–
2,4,5-Trichlorophen-oxyacetic acid	T60.3X1	T60.3X2	T60.3X3	T60.3X4	–	–
Trichloropropane	T53.6X1	T53.6X2	T53.6X3	T53.6X4	–	–
Trichlorotriethylamine	T45.1X1	T45.1X2	T45.1X3	T45.1X4	T45.1X5	T45.1X6
Trichomonacides NEC	T37.3X1	T37.3X2	T37.3X3	T37.3X4	T37.3X5	T37.3X6
Trichomycin	T36.7X1	T36.7X2	T36.7X3	T36.7X4	T36.7X5	T36.7X6
Triclobisonium chloride	T49.0X1	T49.0X2	T49.0X3	T49.0X4	T49.0X5	T49.0X6
Triclocarban	T49.0X1	T49.0X2	T49.0X3	T49.0X4	T49.0X5	T49.0X6
Triclofos	T42.6X1	T42.6X2	T42.6X3	T42.6X4	T42.6X5	T42.6X6
Triclosan	T49.0X1	T49.0X2	T49.0X3	T49.0X4	T49.0X5	T49.0X6
Tricresyl phosphate	T65.891	T65.892	T65.893	T65.894	–	–
solvent	T52.91	T52.92	T52.93	T52.94	–	–
Tricyclamol chloride	T44.3X1	T44.3X2	T44.3X3	T44.3X4	T44.3X5	T44.3X6
Tridesilon	T49.0X1	T49.0X2	T49.0X3	T49.0X4	T49.0X5	T49.0X6
Tridihexethyl iodide	T44.3X1	T44.3X2	T44.3X3	T44.3X4	T44.3X5	T44.3X6
Tridione	T42.2X1	T42.2X2	T42.2X3	T42.2X4	T42.2X5	T42.2X6
Trientine	T45.8X1	T45.8X2	T45.8X3	T45.8X4	T45.8X5	T45.8X6
Triethanolamine NEC	T54.3X1	T54.3X2	T54.3X3	T54.3X4	–	–
detergent	T54.3X1	T54.3X2	T54.3X3	T54.3X4	–	–
trinitrate (biphosphate)	T46.3X1	T46.3X2	T46.3X3	T46.3X4	T46.3X5	T46.3X6
Triethanomelamine	T45.1X1	T45.1X2	T45.1X3	T45.1X4	T45.1X5	T45.1X6
Triethylenemelamine	T45.1X1	T45.1X2	T45.1X3	T45.1X4	T45.1X5	T45.1X6
Triethylenephosphoramide	T45.1X1	T45.1X2	T45.1X3	T45.1X4	T45.1X5	T45.1X6
Triethylenethiophosphoramide	T45.1X1	T45.1X2	T45.1X3	T45.1X4	T45.1X5	T45.1X6

Substance	Poisoning, Accidental (unintentional)	Poisoning, Intentional self-harm	Poisoning, Assault	Poisoning, Undetermined	Adverse effect	Underdosing
Triethylenethiophosphoramide	T45.1X1	T45.1X2	T45.1X3	T45.1X4	T45.1X5	T45.1X6
Trifluoperazine	T43.3X1	T43.3X2	T43.3X3	T43.3X4	T43.3X5	T43.3X6
Trifluoroethyl vinyl ether	T41.0X1	T41.0X2	T41.0X3	T41.0X4	T41.0X5	T41.0X6
Trifluperidol	T43.4X1	T43.4X2	T43.4X3	T43.4X4	T43.4X5	T43.4X6
Triflupromazine	T43.3X1	T43.3X2	T43.3X3	T43.3X4	T43.3X5	T43.3X6
Trifluridine	T37.5X1	T37.5X2	T37.5X3	T37.5X4	T37.5X5	T37.5X6
Triflusal	T45.521	T45.522	T45.523	T45.524	T45.525	T45.526
Trihexyphenidyl	T44.3X1	T44.3X2	T44.3X3	T44.3X4	T44.3X5	T44.3X6
Triiodothyronine	T38.1X1	T38.1X2	T38.1X3	T38.1X4	T38.1X5	T38.1X6
Trilene	T41.0X1	T41.0X2	T41.0X3	T41.0X4	T41.0X5	T41.0X6
Trilostane	T38.991	T38.992	T38.993	T38.994	T38.995	T38.996
Trimebutine	T44.3X1	T44.3X2	T44.3X3	T44.3X4	T44.3X5	T44.3X6
Trimecaine	T41.3X1	T41.3X2	T41.3X3	T41.3X4	T41.3X5	T41.3X6
Trimeprazine (tartrate)	T44.3X1	T44.3X2	T44.3X3	T44.3X4	T44.3X5	T44.3X6
Trimetaphan camsilate	T44.2X1	T44.2X2	T44.2X3	T44.2X4	T44.2X5	T44.2X6
Trimetazidine	T46.7X1	T46.7X2	T46.7X3	T46.7X4	T46.7X5	T46.7X6
Trimethadione	T42.2X1	T42.2X2	T42.2X3	T42.2X4	T42.2X5	T42.2X6
Trimethaphan	T44.2X1	T44.2X2	T44.2X3	T44.2X4	T44.2X5	T44.2X6
Trimethidinium	T44.2X1	T44.2X2	T44.2X3	T44.2X4	T44.2X5	T44.2X6
Trimethobenzamide	T45.0X1	T45.0X2	T45.0X3	T45.0X4	T45.0X5	T45.0X6
Trimethoprim	T37.8X1	T37.8X2	T37.8X3	T37.8X4	T37.8X5	T37.8X6
with sulfamethoxazole	T36.8X1	T36.8X2	T36.8X3	T36.8X4	T36.8X5	T36.8X6
Trimethylcarbinol	T51.3X1	T51.3X2	T51.3X3	T51.3X4	–	–
Trimethylpsoralen	T49.3X1	T49.3X2	T49.3X3	T49.3X4	T49.3X5	T49.3X6
Trimeton	T45.0X1	T45.0X2	T45.0X3	T45.0X4	T45.0X5	T45.0X6
Trimetrexate	T45.1X1	T45.1X2	T45.1X3	T45.1X4	T45.1X5	T45.1X6
Trimipramine	T43.011	T43.012	T43.013	T43.014	T43.015	T43.016

Substance	Poisoning, Accidental (unintentional)	Poisoning, Intentional self-harm	Poisoning, Assault	Poisoning, Undetermined	Adverse effect	Underdosing
Trimustine	T45.1X1	T45.1X2	T45.1X3	T45.1X4	T45.1X5	T45.1X6
Trinitrine	T46.3X1	T46.3X2	T46.3X3	T46.3X4	T46.3X5	T46.3X6
Trinitrobenzol	T65.3X1	T65.3X2	T65.3X3	T65.3X4	–	–
Trinitrophenol	T65.3X1	T65.3X2	T65.3X3	T65.3X4	–	–
Trinitrotoluene (fumes)	T65.3X1	T65.3X2	T65.3X3	T65.3X4	–	–
Trional	T42.6X1	T42.6X2	T42.6X3	T42.6X4	T42.6X5	T42.6X6
Triorthocresyl phosphate	T65.891	T65.892	T65.893	T65.894	–	–
Trioxide of arsenic	T57.0X1	T57.0X2	T57.0X3	T57.0X4	–	–
Trioxysalen	T49.4X1	T49.4X2	T49.4X3	T49.4X4	T49.4X5	T49.4X6
Tripamide	T50.2X1	T50.2X2	T50.2X3	T50.2X4	T50.2X5	T50.2X6
Triparanol	T46.6X1	T46.6X2	T46.6X3	T46.6X4	T46.6X5	T46.6X6
Tripelennamine	T45.0X1	T45.0X2	T45.0X3	T45.0X4	T45.0X5	T45.0X6
Triperiden	T44.3X1	T44.3X2	T44.3X3	T44.3X4	T44.3X5	T44.3X6
Triperidol	T43.4X1	T43.4X2	T43.4X3	T43.4X4	T43.4X5	T43.4X6
Triphenylphosphate	T65.891	T65.892	T65.893	T65.894	–	–
Triple						
bromides	T42.6X1	T42.6X2	T42.6X3	T42.6X4	T42.6X5	T42.6X6
carbonate	T47.1X1	T47.1X2	T47.1X3	T47.1X4	T47.1X5	T47.1X6
vaccine						
DPT	T50.A11	T50.A12	T50.A13	T50.A14	T50.A15	T50.A16
including pertussis	T50.A11	T50.A12	T50.A13	T50.A14	T50.A15	T50.A16
MMR	T50.B91	T50.B92	T50.B93	T50.B94	T50.B95	T50.B96
Triprolidine	T45.0X1	T45.0X2	T45.0X3	T45.0X4	T45.0X5	T45.0X6
Trisodium hydrogen edetate	T50.6X1	T50.6X2	T50.6X3	T50.6X4	T50.6X5	T50.6X6

Substance	Poisoning, Accidental (unintentional)	Poisoning, Intentional self-harm	Poisoning, Assault	Poisoning, Undetermined	Adverse effect	Underdosing
Trisoralen	T49.3X1	T49.3X2	T49.3X3	T49.3X4	T49.3X5	T49.3X6
Trisulfapyrimidines	T37.0X1	T37.0X2	T37.0X3	T37.0X4	T37.0X5	T37.0X6
Trithiozine	T44.3X1	T44.3X2	T44.3X3	T44.3X4	T44.3X5	T44.3X6
Tritiozine	T44.3X1	T44.3X2	T44.3X3	T44.3X4	T44.3X5	T44.3X6
Tritoqualine	T45.0X1	T45.0X2	T45.0X3	T45.0X4	T45.0X5	T45.0X6
Trofosfamide	T45.1X1	T45.1X2	T45.1X3	T45.1X4	T45.1X5	T45.1X6
Troleandomycin	T36.3X1	T36.3X2	T36.3X3	T36.3X4	T36.3X5	T36.3X6
Trolnitrate (phosphate)	T46.3X1	T46.3X2	T46.3X3	T46.3X4	T46.3X5	T46.3X6
Tromantadine	T37.5X1	T37.5X2	T37.5X3	T37.5X4	T37.5X5	T37.5X6
Trometamol	T50.2X1	T50.2X2	T50.2X3	T50.2X4	T50.2X5	T50.2X6
Tromethamine	T50.2X1	T50.2X2	T50.2X3	T50.2X4	T50.2X5	T50.2X6
Tronothane	T41.3X1	T41.3X2	T41.3X3	T41.3X4	T41.3X5	T41.3X6
Tropacine	T44.3X1	T44.3X2	T44.3X3	T44.3X4	T44.3X5	T44.3X6
Tropatepine	T44.3X1	T44.3X2	T44.3X3	T44.3X4	T44.3X5	T44.3X6
Tropicamide	T44.3X1	T44.3X2	T44.3X3	T44.3X4	T44.3X5	T44.3X6
Trospium chloride	T44.3X1	T44.3X2	T44.3X3	T44.3X4	T44.3X5	T44.3X6
Troxerutin	T46.991	T46.992	T46.993	T46.994	T46.995	T46.996
Troxidone	T42.2X1	T42.2X2	T42.2X3	T42.2X4	T42.2X5	T42.2X6
Tryparsamide	T37.3X1	T37.3X2	T37.3X3	T37.3X4	T37.3X5	T37.3X6
Trypsin	T45.3X1	T45.3X2	T45.3X3	T45.3X4	T45.3X5	T45.3X6
Tryptizol	T43.011	T43.012	T43.013	T43.014	T43.015	T43.016
TSH	T38.811	T38.812	T38.813	T38.814	T38.815	T38.816
Tuaminoheptane	T48.5X1	T48.5X2	T48.5X3	T48.5X4	T48.5X5	T48.5X6

Substance	Poisoning, Accidental (unintentional)	Poisoning, Intentional self-harm	Poisoning, Assault	Poisoning, Undetermined	Adverse effect	Underdosing
Tuberculin, purified protein derivative (PPD)	T50.8X1	T50.8X2	T50.8X3	T50.8X4	T50.8X5	T50.8X6
Tubocurare	T48.1X1	T48.1X2	T48.1X3	T48.1X4	T48.1X5	T48.1X6
Tubocurarine (chloride)	T48.1X1	T48.1X2	T48.1X3	T48.1X4	T48.1X5	T48.1X6
Tulobuterol	T48.6X1	T48.6X2	T48.6X3	T48.6X4	T48.6X5	T48.6X6
Turpentine (spirits of)	T52.8X1	T52.8X2	T52.8X3	T52.8X4	–	–
vapor	T52.8X1	T52.8X2	T52.8X3	T52.8X4	–	–
Tybamate	T43.591	T43.592	T43.593	T43.594	T43.595	T43.596
Tyloxapol	T48.4X1	T48.4X2	T48.4X3	T48.4X4	T48.4X5	T48.4X6
Tymazoline	T48.5X1	T48.5X2	T48.5X3	T48.5X4	T48.5X5	T48.5X6
Typhoid-paratyphoid vaccine	T50.A91	T50.A92	T50.A93	T50.A94	T50.A95	T50.A96
Typhus vaccine	T50.A91	T50.A92	T50.A93	T50.A94	T50.A95	T50.A96
Tyropanoate	T50.8X1	T50.8X2	T50.8X3	T50.8X4	T50.8X5	T50.8X6
Tyrothricin	T49.6X1	T49.6X2	T49.6X3	T49.6X4	T49.6X5	T49.6X6
ENT agent	T49.6X1	T49.6X2	T49.6X3	T49.6X4	T49.6X5	T49.6X6
ophthalmic preparation	T49.5X1	T49.5X2	T49.5X3	T49.5X4	T49.5X5	T49.5X6

Substance	Poisoning, Accidental (unintentional)	Poisoning, Intentional self-harm	Poisoning, Assault	Poisoning, Undetermined	Adverse effect	Underdosing
U						
Ufenamate	T39.391	T39.392	T39.393	T39.394	T39.395	T39.396
Ultraviolet light protectant	T49.3X1	T49.3X2	T49.3X3	T49.3X4	T49.3X5	T49.3X6
Undecenoic acid	T49.0X1	T49.0X2	T49.0X3	T49.0X4	T49.0X5	T49.0X6
Undecoylium	T49.0X1	T49.0X2	T49.0X3	T49.0X4	T49.0X5	T49.0X6
Undecylenic acid (derivatives)	T49.0X1	T49.0X2	T49.0X3	T49.0X4	T49.0X5	T49.0X6
Unna's boot	T49.3X1	T49.3X2	T49.3X3	T49.3X4	T49.3X5	T49.3X6
Unsaturated fatty acid	T46.6X1	T46.6X2	T46.6X3	T46.6X4	T46.6X5	T46.6X6
Uracil mustard	T45.1X1	T45.1X2	T45.1X3	T45.1X4	T45.1X5	T45.1X6
Uramustine	T45.1X1	T45.1X2	T45.1X3	T45.1X4	T45.1X5	T45.1X6
Urapidil	T46.5X1	T46.5X2	T46.5X3	T46.5X4	T46.5X5	T46.5X6
Urari	T48.1X1	T48.1X2	T48.1X3	T48.1X4	T48.1X5	T48.1X6
Urate oxidase	T50.4X1	T50.4X2	T50.4X3	T50.4X4	T50.4X5	T50.4X6
Urea	T47.3X1	T47.3X2	T47.3X3	T47.3X4	T47.3X5	T47.3X6
peroxide	T49.0X1	T49.0X2	T49.0X3	T49.0X4	T49.0X5	T49.0X6
stibamine	T37.4X1	T37.4X2	T37.4X3	T37.4X4	T37.4X5	T37.4X6
topical	T49.8X1	T49.8X2	T49.8X3	T49.8X4	T49.8X5	T49.8X6
Urethane	T45.1X1	T45.1X2	T45.1X3	T45.1X4	T45.1X5	T45.1X6
Urginea (maritima) (scilla) — *see* Squill						
Uric acid metabolism drug NEC	T50.4X1	T50.4X2	T50.4X3	T50.4X4	T50.4X5	T50.4X6
Uricosuric agent	T50.4X1	T50.4X2	T50.4X3	T50.4X4	T50.4X5	T50.4X6
Urinary anti-infective	T37.8X1	T37.8X2	T37.8X3	T37.8X4	T37.8X5	T37.8X6
Urofollitropin	T38.811	T38.812	T38.813	T38.814	T38.815	T38.816
Urokinase	T45.611	T45.612	T45.613	T45.614	T45.615	T45.616
Urokon	T50.8X1	T50.8X2	T50.8X3	T50.8X4	T50.8X5	T50.8X6
Ursodeoxycholic acid	T50.991	T50.992	T50.993	T50.994	T50.995	T50.996
Ursodiol	T50.991	T50.992	T50.993	T50.994	T50.995	T50.996
Urtica	T62.2X1	T62.2X2	T62.2X3	T62.2X4	--	--
Utility gas — *see* Gas, utility						

Substance	Poisoning, Accidental (unintentional)	Poisoning, Intentional self-harm	Poisoning, Assault	Poisoning, Undetermined	Adverse effect	Underdosing
			V			
Vaccine NEC	T50.Z91	T50.Z92	T50.Z93	T50.Z94	T50.Z95	T50.Z96
antineoplastic	T50.Z91	T50.Z92	T50.Z93	T50.Z94	T50.Z95	T50.Z96
bacterial NEC	T50.A91	T50.A92	T50.A93	T50.A94	T50.A95	T50.A96
with						
other bacterial component	T50.A21	T50.A22	T50.A23	T50.A24	T50.A25	T50.A26
pertussis component	T50.A11	T50.A12	T50.A13	T50.A14	T50.A15	T50.A16
viral-rickettsial component	T50.A21	T50.A22	T50.A23	T50.A24	T50.A25	T50.A26
mixed NEC	T50.A21	T50.A22	T50.A23	T50.A24	T50.A25	T50.A26
BCG	T50.A91	T50.A92	T50.A93	T50.A94	T50.A95	T50.A96
cholera	T50.A91	T50.A92	T50.A93	T50.A94	T50.A95	T50.A96
diphtheria	T50.A91	T50.A92	T50.A93	T50.A94	T50.A95	T50.A96
with tetanus	T50.A21	T50.A22	T50.A23	T50.A24	T50.A25	T50.A26
and pertussis	T50.A11	T50.A12	T50.A13	T50.A14	T50.A15	T50.A16
influenza	T50.B91	T50.B92	T50.B93	T50.B94	T50.B95	T50.B96
measles	T50.B91	T50.B92	T50.B93	T50.B94	T50.B95	T50.B96
with mumps and rubella	T50.B91	T50.B92	T50.B93	T50.B94	T50.B95	T50.B96
meningococcal	T50.A91	T50.A92	T50.A93	T50.A94	T50.A95	T50.A96
mumps	T50.B91	T50.B92	T50.B93	T50.B94	T50.B95	T50.B96
paratyphoid	T50.A91	T50.A92	T50.A93	T50.A94	T50.A95	T50.A96
pertussis	T50.A11	T50.A12	T50.A13	T50.A14	T50.A15	T50.A16
with diphtheria	T50.A11	T50.A12	T50.A13	T50.A14	T50.A15	T50.A16
and tetanus	T50.A11	T50.A12	T50.A13	T50.A14	T50.A15	T50.A16
with other component	T50.A11	T50.A12	T50.A13	T50.A14	T50.A15	T50.A16
plague	T50.A91	T50.A92	T50.A93	T50.A94	T50.A95	T50.A96
poliomyelitis	T50.B91	T50.B92	T50.B93	T50.B94	T50.B95	T50.B96

Substance	Poisoning, Accidental (unintentional)	Poisoning, Intentional self-harm	Poisoning, Assault	Poisoning, Undetermined	Adverse effect	Underdosing
poliovirus	T50.B91	T50.B92	T50.B93	T50.B94	T50.B95	T50.B96
rabies	T50.B91	T50.B92	T50.B93	T50.B94	T50.B95	T50.B96
respiratory syncytial virus	T50.B91	T50.B92	T50.B93	T50.B94	T50.B95	T50.B96
rickettsial NEC	T50.A91	T50.A92	T50.A93	T50.A94	T50.A95	T50.A96
with						
bacterial component	T50.A21	T50.A22	T50.A23	T50.A24	T50.A25	T50.A26
Rocky Mountain spotted fever	T50.A91	T50.A92	T50.A93	T50.A94	T50.A95	T50.A96
rubella	T50.B91	T50.B92	T50.B93	T50.B94	T50.B95	T50.B96
sabin oral	T50.B91	T50.B92	T50.B93	T50.B94	T50.B95	T50.B96
smallpox	T50.B11	T50.B12	T50.B13	T50.B14	T50.B15	T50.B16
TAB	T50.A91	T50.A92	T50.A93	T50.A94	T50.A95	T50.A96
tetanus	T50.A91	T50.A92	T50.A93	T50.A94	T50.A95	T50.A96
typhoid	T50.A91	T50.A92	T50.A93	T50.A94	T50.A95	T50.A96
typhus	T50.A91	T50.A92	T50.A93	T50.A94	T50.A95	T50.A96
viral NEC	T50.B91	T50.B92	T50.B93	T50.B94	T50.B95	T50.B96
yellow fever	T50.B91	T50.B92	T50.B93	T50.B94	T50.B95	T50.B96
Vaccinia immune globulin	T50.Z11	T50.Z12	T50.Z13	T50.Z14	T50.Z15	T50.Z16
Vaginal contraceptives	T49.8X1	T49.8X2	T49.8X3	T49.8X4	T49.8X5	T49.8X6
Valerian						
root	T42.6X1	T42.6X2	T42.6X3	T42.6X4	T42.6X5	T42.6X6
tincture	T42.6X1	T42.6X2	T42.6X3	T42.6X4	T42.6X5	T42.6X6
Valethamate bromide	T44.3X1	T44.3X2	T44.3X3	T44.3X4	T44.3X5	T44.3X6
Valisone	T49.0X1	T49.0X2	T49.0X3	T49.0X4	T49.0X5	T49.0X6
Valium	T42.4X1	T42.4X2	T42.4X3	T42.4X4	T42.4X5	T42.4X6
Valmid	T42.6X1	T42.6X2	T42.6X3	T42.6X4	T42.6X5	T42.6X6
Valnoctamide	T42.6X1	T42.6X2	T42.6X3	T42.6X4	T42.6X5	T42.6X6
Valproate (sodium)	T42.6X1	T42.6X2	T42.6X3	T42.6X4	T42.6X5	T42.6X6

Substance	Poisoning, Accidental (unintentional)	Poisoning, Intentional self-harm	Poisoning, Assault	Poisoning, Undetermined	Adverse effect	Underdosing
Valproic acid	T42.6X1	T42.6X2	T42.6X3	T42.6X4	T42.6X5	T42.6X6
Valpromide	T42.6X1	T42.6X2	T42.6X3	T42.6X4	T42.6X5	T42.6X6
Vanadium	T56.891	T56.892	T56.893	T56.894	–	–
Vancomycin	T36.8X1	T36.8X2	T36.8X3	T36.8X4	T36.8X5	T36.8X6
Vapor (*see also* Gas)	T59.91	T59.92	T59.93	T59.94	–	–
kiln (carbon monoxide)	T58.8X1	T58.8X2	T58.8X3	T58.8X4	–	–
lead — *see* lead						
specified source NEC	T59.891	T59.892	T59.893	T59.894	–	–
Vardenafil	T46.7X1	T46.7X2	T46.7X3	T46.7X4	T46.7X5	T46.7X6
Varicose reduction drug	T46.8X1	T46.8X2	T46.8X3	T46.8X4	T46.8X5	T46.8X6
Varnish	T65.4X1	T65.4X2	T65.4X3	T65.4X4	–	–
cleaner	T52.91	T52.92	T52.93	T52.94	–	–
Vaseline	T49.3X1	T49.3X2	T49.3X3	T49.3X4	T49.3X5	T49.3X6
Vasodilan	T46.7X1	T46.7X2	T46.7X3	T46.7X4	T46.7X5	T46.7X6
Vasodilator						
coronary NEC	T46.3X1	T46.3X2	T46.3X3	T46.3X4	T46.3X5	T46.3X6
peripheral NEC	T46.7X1	T46.7X2	T46.7X3	T46.7X4	T46.7X5	T46.7X6
Vasopressin	T38.891	T38.892	T38.893	T38.894	T38.895	T38.896
Vasopressor drugs	T38.891	T38.892	T38.893	T38.894	T38.895	T38.896
Vecuronium bromide	T48.1X1	T48.1X2	T48.1X3	T48.1X4	T48.1X5	T48.1X6
Vegetable extract, astringent	T49.2X1	T49.2X2	T49.2X3	T49.2X4	T49.2X5	T49.2X6
Venlafaxine	T43.211	T43.212	T43.213	T43.214	T43.215	T43.216
Venom, venomous (bite) (sting)	T63.91	T63.92	T63.93	T63.94	–	–
amphibian NEC	T63.831	T63.832	T63.833	T63.834	–	–
animal NEC	T63.891	T63.892	T63.893	T63.894	–	–

Substance	Poisoning, Accidental (unintentional)	Poisoning, Intentional self-harm	Poisoning, Assault	Poisoning, Undetermined	Adverse effect	Underdosing
ant	T63.421	T63.422	T63.423	T63.424	–	–
arthropod NEC	T63.481	T63.482	T63.483	T63.484	–	–
bee	T63.441	T63.442	T63.443	T63.444	–	–
centipede	T63.411	T63.412	T63.413	T63.414	–	–
fish	T63.591	T63.592	T63.593	T63.594	–	–
frog	T63.811	T63.812	T63.813	T63.814	–	–
hornet	T63.451	T63.452	T63.453	T63.454	–	–
insect NEC	T63.481	T63.482	T63.483	T63.484	–	–
lizard	T63.121	T63.122	T63.123	T63.124	–	–
marine						
animals	T63.691	T63.692	T63.693	T63.694	–	–
bluebottle	T63.611	T63.612	T63.613	T63.614	–	–
jellyfish NEC	T63.621	T63.622	T63.623	T63.624	–	–
Portuguese Man-o-war	T63.611	T63.612	T63.613	T63.614	–	–
sea anemone	T63.631	T63.632	T63.633	T63.634	–	–
specified NEC	T63.691	T63.692	T63.693	T63.694	–	–
fish	T63.591	T63.592	T63.593	T63.594	–	–
plants	T63.711	T63.712	T63.713	T63.714	–	–
sting ray	T63.511	T63.512	T63.513	T63.514	–	–
millipede (tropical)	T63.411	T63.412	T63.413	T63.414	–	–
plant NEC	T63.791	T63.792	T63.793	T63.794	–	–
marine	T63.711	T63.712	T63.713	T63.714	–	–
reptile	T63.191	T63.192	T63.193	T63.194	–	–
gila monster	T63.111	T63.112	T63.113	T63.114	–	–
lizard NEC	T63.121	T63.122	T63.123	T63.124	–	–
scorpion	T63.2X1	T63.2X2	T63.2X3	T63.2X4	–	–
snake	T63.001	T63.002	T63.003	T63.004	–	–

Substance	Poisoning, Accidental (unintentional)	Poisoning, Intentional self-harm	Poisoning, Assault	Poisoning, Undetermined	Adverse effect	Underdosing
African NEC	T63.081	T63.082	T63.083	T63.084	–	–
American (North) (South) NEC	T63.061	T63.062	T63.063	T63.064	–	–
Asian	T63.081	T63.082	T63.083	T63.084	–	–
Australian	T63.071	T63.072	T63.073	T63.074	–	–
cobra	T63.041	T63.042	T63.043	T63.044	–	–
coral snake	T63.021	T63.022	T63.023	T63.024	–	–
rattlesnake	T63.011	T63.012	T63.013	T63.014	–	–
specified NEC	T63.091	T63.092	T63.093	T63.094	–	–
taipan	T63.031	T63.032	T63.033	T63.034	–	–
specified NEC	T63.891	T63.892	T63.893	T63.894	–	–
spider	T63.301	T63.302	T63.303	T63.304	–	–
black widow	T63.311	T63.312	T63.313	T63.314	–	–
brown recluse	T63.331	T63.332	T63.333	T63.334	–	–
specified NEC	T63.391	T63.392	T63.393	T63.394	–	–
tarantula	T63.321	T63.322	T63.323	T63.324	–	–
sting ray	T63.511	T63.512	T63.513	T63.514	–	–
toad	T63.821	T63.822	T63.823	T63.824	–	–
wasp	T63.461	T63.462	T63.463	T63.464	–	–
Venous sclerosing drug NEC	T46.8X1	T46.8X2	T46.8X3	T46.8X4	T46.8X5	T46.8X6
Ventolin — *see* Albuterol						
Veramon	T42.3X1	T42.3X2	T42.3X3	T42.3X4	T42.3X5	T42.3X6
Verapamil	T46.1X1	T46.1X2	T46.1X3	T46.1X4	T46.1X5	T46.1X6
Veratrine	T46.5X1	T46.5X2	T46.5X3	T46.5X4	T46.5X5	T46.5X6
Veratrum						

Substance	Poisoning, Accidental (unintentional)	Poisoning, Intentional self-harm	Poisoning, Assault	Poisoning, Undetermined	Adverse effect	Underdosing
album	T62.2X1	T62.2X2	T62.2X3	T62.2X4	--	--
alkaloids	T46.5X1	T46.5X2	T46.5X3	T46.5X4	T46.5X5	T46.5X6
viride	T62.2X1	T62.2X2	T62.2X3	T62.2X4	--	--
Verdigris	T60.3X1	T60.3X2	T60.3X3	T60.3X4	--	--
Veronal	T42.3X1	T42.3X2	T42.3X3	T42.3X4	T42.3X5	T42.3X6
Veroxil	T37.4X1	T37.4X2	T37.4X3	T37.4X4	T37.4X5	T37.4X6
Versenate	T50.6X1	T50.6X2	T50.6X3	T50.6X4	T50.6X5	T50.6X6
Versidyne	T39.8X1	T39.8X2	T39.8X3	T39.8X4	T39.8X5	T39.8X6
Vetrabutine	T48.0X1	T48.0X2	T48.0X3	T48.0X4	T48.0X5	T48.0X6
Vidarabine	T37.5X1	T37.5X2	T37.5X3	T37.5X4	T37.5X5	T37.5X6
Vienna						
green	T57.0X1	T57.0X2	T57.0X3	T57.0X4	--	--
insecticide	T60.2X1	T60.2X2	T60.2X3	T60.2X4	--	--
red	T57.0X1	T57.0X2	T57.0X3	T57.0X4	--	--
pharmaceutical dye	T50.991	T50.992	T50.993	T50.994	T50.995	T50.996
Vigabatrin	T42.6X1	T42.6X2	T42.6X3	T42.6X4	T42.6X5	T42.6X6
Viloxazine	T43.291	T43.292	T43.293	T43.294	T43.295	T43.296
Viminol	T39.8X1	T39.8X2	T39.8X3	T39.8X4	T39.8X5	T39.8X6
Vinbarbital, vinbarbitone	T42.3X1	T42.3X2	T42.3X3	T42.3X4	T42.3X5	T42.3X6
Vinblastine	T45.1X1	T45.1X2	T45.1X3	T45.1X4	T45.1X5	T45.1X6
Vinburnine	T46.7X1	T46.7X2	T46.7X3	T46.7X4	T46.7X5	T46.7X6
Vincamine	T45.1X1	T45.1X2	T45.1X3	T45.1X4	T45.1X5	T45.1X6
Vincristine	T45.1X1	T45.1X2	T45.1X3	T45.1X4	T45.1X5	T45.1X6
Vindesine	T45.1X1	T45.1X2	T45.1X3	T45.1X4	T45.1X5	T45.1X6
Vinesthene, vinethene	T41.0X1	T41.0X2	T41.0X3	T41.0X4	T41.0X5	T41.0X6
Vinorelbine tartrate	T45.1X1	T45.1X2	T45.1X3	T45.1X4	T45.1X5	T45.1X6

Substance	Poisoning, Accidental (unintentional)	Poisoning, Intentional self-harm	Poisoning, Assault	Poisoning, Undetermined	Adverse effect	Underdosing
Vinpocetine	T46.7X1	T46.7X2	T46.7X3	T46.7X4	T46.7X5	T46.7X6
Vinyl						
acetate	T65.891	T65.892	T65.893	T65.894	–	–
bital	T42.3X1	T42.3X2	T42.3X3	T42.3X4	T42.3X5	T42.3X6
bromide	T65.891	T65.892	T65.893	T65.894	–	–
chloride	T59.891	T59.892	T59.893	T59.894	–	–
ether	T41.0X1	T41.0X2	T41.0X3	T41.0X4	T41.0X5	T41.0X6
Vinylbital	T42.3X1	T42.3X2	T42.3X3	T42.3X4	T42.3X5	T42.3X6
Vinylidene chloride	T65.891	T65.892	T65.893	T65.894	–	–
Vioform	T37.8X1	T37.8X2	T37.8X3	T37.8X4	T37.8X5	T37.8X6
topical	T49.0X1	T49.0X2	T49.0X3	T49.0X4	T49.0X5	T49.0X6
Viomycin	T36.8X1	T36.8X2	T36.8X3	T36.8X4	T36.8X5	T36.8X6
Viosterol	T45.2X1	T45.2X2	T45.2X3	T45.2X4	T45.2X5	T45.2X6
Viper (venom)	T63.091	T63.092	T63.093	T63.094	–	–
Viprynium	T37.4X1	T37.4X2	T37.4X3	T37.4X4	T37.4X5	T37.4X6
Viquidil	T46.7X1	T46.7X2	T46.7X3	T46.7X4	T46.7X5	T46.7X6
Viral vaccine NEC	T50.B91	T50.B92	T50.B93	T50.B94	T50.B95	T50.B96
Virginiamycin	T36.8X1	T36.8X2	T36.8X3	T36.8X4	T36.8X5	T36.8X6
Virugon	T37.5X1	T37.5X2	T37.5X3	T37.5X4	T37.5X5	T37.5X6
Viscous agent	T50.901	T50.902	T50.903	T50.904	T50.905	T50.906
Visine	T49.5X1	T49.5X2	T49.5X3	T49.5X4	T49.5X5	T49.5X6
Visnadine	T46.3X1	T46.3X2	T46.3X3	T46.3X4	T46.3X5	T46.3X6
Vitamin NEC	T45.2X1	T45.2X2	T45.2X3	T45.2X4	T45.2X5	T45.2X6
A	T45.2X1	T45.2X2	T45.2X3	T45.2X4	T45.2X5	T45.2X6
B NEC	T45.2X1	T45.2X2	T45.2X3	T45.2X4	T45.2X5	T45.2X6
nicotinic acid	T46.7X1	T46.7X2	T46.7X3	T46.7X4	T46.7X5	T46.7X6

Substance	Poisoning, Accidental (unintentional)	Poisoning, Intentional self-harm	Poisoning, Assault	Poisoning, Undetermined	Adverse effect	Underdosing
B1	T45.2X1	T45.2X2	T45.2X3	T45.2X4	T45.2X5	T45.2X6
B2	T45.2X1	T45.2X2	T45.2X3	T45.2X4	T45.2X5	T45.2X6
B6	T45.2X1	T45.2X2	T45.2X3	T45.2X4	T45.2X5	T45.2X6
B12	T45.2X1	T45.2X2	T45.2X3	T45.2X4	T45.2X5	T45.2X6
B15	T45.2X1	T45.2X2	T45.2X3	T45.2X4	T45.2X5	T45.2X6
C	T45.2X1	T45.2X2	T45.2X3	T45.2X4	T45.2X5	T45.2X6
D	T45.2X1	T45.2X2	T45.2X3	T45.2X4	T45.2X5	T45.2X6
D2	T45.2X1	T45.2X2	T45.2X3	T45.2X4	T45.2X5	T45.2X6
D3	T45.2X1	T45.2X2	T45.2X3	T45.2X4	T45.2X5	T45.2X6
E	T45.2X1	T45.2X2	T45.2X3	T45.2X4	T45.2X5	T45.2X6
E acetate	T45.2X1	T45.2X2	T45.2X3	T45.2X4	T45.2X5	T45.2X6
hematopoietic	T45.8X1	T45.8X2	T45.8X3	T45.8X4	T45.8X5	T45.8X6
K NEC	T45.7X1	T45.7X2	T45.7X3	T45.7X4	T45.7X5	T45.7X6
K1	T45.7X1	T45.7X2	T45.7X3	T45.7X4	T45.7X5	T45.7X6
K2	T45.7X1	T45.7X2	T45.7X3	T45.7X4	T45.7X5	T45.7X6
PP	T45.2X1	T45.2X2	T45.2X3	T45.2X4	T45.2X5	T45.2X6
ulceroprotectant	T47.1X1	T47.1X2	T47.1X3	T47.1X4	T47.1X5	T47.1X6
Vleminckx's solution	T49.4X1	T49.4X2	T49.4X3	T49.4X4	T49.4X5	T49.4X6
Voltaren — *see* Diclofenac sodium						

Substance	Poisoning, Accidental (unintentional)	Poisoning, Intentional self-harm	Poisoning, Assault	Poisoning, Undetermined	Adverse effect	Underdosing
W						
Warfarin	T45.511	T45.512	T45.513	T45.514	T45.515	T45.516
rodenticide	T60.4X1	T60.4X2	T60.4X3	T60.4X4	–	–
sodium	T45.511	T45.512	T45.513	T45.514	T45.515	T45.516
Wasp (sting)	T63.461	T63.462	T63.463	T63.464	–	–
Water						
balance drug	T50.3X1	T50.3X2	T50.3X3	T50.3X4	T50.3X5	T50.3X6
distilled	T50.3X1	T50.3X2	T50.3X3	T50.3X4	T50.3X5	T50.3X6
gas — *see* Gas, water						
incomplete combustion of — *see* Carbon, monoxide, fuel, utility						
hemlock	T62.2X1	T62.2X2	T62.2X3	T62.2X4	–	–
moccasin (venom)	T63.061	T63.062	T63.063	T63.064	–	–
purified	T50.3X1	T50.3X2	T50.3X3	T50.3X4	T50.3X5	T50.3X6
Wax (paraffin) (petroleum)	T52.0X1	T52.0X2	T52.0X3	T52.0X4	–	–
automobile	T65.891	T65.892	T65.893	T65.894	–	–
floor	T52.0X1	T52.0X2	T52.0X3	T52.0X4	–	–
Weed killers NEC	T60.3X1	T60.3X2	T60.3X3	T60.3X4	–	–
Welldorm	T42.6X1	T42.6X2	T42.6X3	T42.6X4	T42.6X5	T42.6X6
White						
arsenic	T57.0X1	T57.0X2	T57.0X3	T57.0X4	–	–
hellebore	T62.2X1	T62.2X2	T62.2X3	T62.2X4	–	–
lotion (keratolytic)	T49.4X1	T49.4X2	T49.4X3	T49.4X4	T49.4X5	T49.4X6
spirit	T52.0X1	T52.0X2	T52.0X3	T52.0X4	–	–
Whitewash	T65.891	T65.892	T65.893	T65.894	–	–
Whole blood (human)	T45.8X1	T45.8X2	T45.8X3	T45.8X4	T45.8X5	T45.8X6

Substance	Poisoning, Accidental (unintentional)	Poisoning, Intentional self-harm	Poisoning, Assault	Poisoning, Undetermined	Adverse effect	Underdosing
Wild						
black cherry	T62.2X1	T62.2X2	T62.2X3	T62.2X4	–	–
poisonous plants NEC	T62.2X1	T62.2X2	T62.2X3	T62.2X4	–	–
Window cleaning fluid	T65.891	T65.892	T65.893	T65.894	–	–
Wintergreen (oil)	T49.3X1	T49.3X2	T49.3X3	T49.3X4	T49.3X5	T49.3X6
Wisterine	T62.2X1	T62.2X2	T62.2X3	T62.2X4	–	–
Witch hazel	T49.2X1	T49.2X2	T49.2X3	T49.2X4	T49.2X5	T49.2X6
Wood alcohol or spirit	T51.1X1	T51.1X2	T51.1X3	T51.1X4	–	–
Wool fat (hydrous)	T49.3X1	T49.3X2	T49.3X3	T49.3X4	T49.3X5	T49.3X6
Woorali	T48.1X1	T48.1X2	T48.1X3	T48.1X4	T48.1X5	T48.1X6
Wormseed, American	T37.4X1	T37.4X2	T37.4X3	T37.4X4	T37.4X5	T37.4X6

Substance	Poisoning, Accidental (unintentional)	Poisoning, Intentional self-harm	Poisoning, Assault	Poisoning, Undetermined	Adverse effect	Underdosing
X						
Xamoterol	T44.5X1	T44.5X2	T44.5X3	T44.5X4	T44.5X5	T44.5X6
Xanthine diuretics	T50.2X1	T50.2X2	T50.2X3	T50.2X4	T50.2X5	T50.2X6
Xanthinol nicotinate	T46.7X1	T46.7X2	T46.7X3	T46.7X4	T46.7X5	T46.7X6
Xanthotoxin	T49.3X1	T49.3X2	T49.3X3	T49.3X4	T49.3X5	T49.3X6
Xantinol nicotinate	T46.7X1	T46.7X2	T46.7X3	T46.7X4	T46.7X5	T46.7X6
Xantocillin	T36.0X1	T36.0X2	T36.0X3	T36.0X4	T36.0X5	T36.0X6
Xenon (127Xe) (133Xe)	T50.8X1	T50.8X2	T50.8X3	T50.8X4	T50.8X5	T50.8X6
Xenysalate	T49.4X1	T49.4X2	T49.4X3	T49.4X4	T49.4X5	T49.4X6
Xibornol	T37.8X1	T37.8X2	T37.8X3	T37.8X4	T37.8X5	T37.8X6
Xigris	T45.511	T45.512	T45.513	T45.514	T45.515	T45.516
Xipamide	T50.2X1	T50.2X2	T50.2X3	T50.2X4	T50.2X5	T50.2X6
Xylazine	T65.841	T65.842	T65.843	T65.844	–	–
Xylene (vapor)	T52.2X1	T52.2X2	T52.2X3	T52.2X4	–	–
Xylocaine (infiltration) (topical)	T41.3X1	T41.3X2	T41.3X3	T41.3X4	T41.3X5	T41.3X6
nerve block (peripheral) (plexus)	T41.3X1	T41.3X2	T41.3X3	T41.3X4	T41.3X5	T41.3X6
spinal	T41.3X1	T41.3X2	T41.3X3	T41.3X4	T41.3X5	T41.3X6
Xylol (vapor)	T52.2X1	T52.2X2	T52.2X3	T52.2X4	–	–
Xylometazoline	T48.5X1	T48.5X2	T48.5X3	T48.5X4	T48.5X5	T48.5X6

Substance	Poisoning, Accidental (unintentional)	Poisoning, Intentional self-harm	Poisoning, Assault	Poisoning, Undetermined	Adverse effect	Underdosing
Y						
Yeast	T45.2X1	T45.2X2	T45.2X3	T45.2X4	T45.2X5	T45.2X6
dried	T45.2X1	T45.2X2	T45.2X3	T45.2X4	T45.2X5	T45.2X6
Yellow						
fever vaccine	T50.B91	T50.B92	T50.B93	T50.B94	T50.B95	T50.B96
jasmine	T62.2X1	T62.2X2	T62.2X3	T62.2X4	–	–
phenolphthalein	T47.2X1	T47.2X2	T47.2X3	T47.2X4	T47.2X5	T47.2X6
Yew	T62.2X1	T62.2X2	T62.2X3	T62.2X4	–	–
Yohimbic acid	T40.991	T40.992	T40.993	T40.994	T40.995	T40.996
Z						
Zactane	T39.8X1	T39.8X2	T39.8X3	T39.8X4	T39.8X5	T39.8X6
Zalcitabine	T37.5X1	T37.5X2	T37.5X3	T37.5X4	T37.5X5	T37.5X6
Zaroxolyn	T50.2X1	T50.2X2	T50.2X3	T50.2X4	T50.2X5	T50.2X6
Zephiran (topical)	T49.0X1	T49.0X2	T49.0X3	T49.0X4	T49.0X5	T49.0X6
ophthalmic preparation	T49.5X1	T49.5X2	T49.5X3	T49.5X4	T49.5X5	T49.5X6
Zeranol	T38.7X1	T38.7X2	T38.7X3	T38.7X4	T38.7X5	T38.7X6
Zerone	T51.1X1	T51.1X2	T51.1X3	T51.1X4	–	–
Zidovudine	T37.5X1	T37.5X2	T37.5X3	T37.5X4	T37.5X5	T37.5X6
Zimeldine	T43.221	T43.222	T43.223	T43.224	T43.225	T43.226
Zinc (compounds) (fumes) (vapor) NEC	T56.5X1	T56.5X2	T56.5X3	T56.5X4	–	–
anti-infectives	T49.0X1	T49.0X2	T49.0X3	T49.0X4	T49.0X5	T49.0X6
antivaricose	T46.8X1	T46.8X2	T46.8X3	T46.8X4	T46.8X5	T46.8X6
bacitracin	T49.0X1	T49.0X2	T49.0X3	T49.0X4	T49.0X5	T49.0X6
chloride (mouthwash)	T49.6X1	T49.6X2	T49.6X3	T49.6X4	T49.6X5	T49.6X6
chromate	T56.5X1	T56.5X2	T56.5X3	T56.5X4	–	–

Substance	Poisoning, Accidental (unintentional)	Poisoning, Intentional self-harm	Poisoning, Assault	Poisoning, Undetermined	Adverse effect	Underdosing
gelatin	T49.3X1	T49.3X2	T49.3X3	T49.3X4	T49.3X5	T49.3X6
oxide	T49.3X1	T49.3X2	T49.3X3	T49.3X4	T49.3X5	T49.3X6
plaster	T49.3X1	T49.3X2	T49.3X3	T49.3X4	T49.3X5	T49.3X6
peroxide	T49.0X1	T49.0X2	T49.0X3	T49.0X4	T49.0X5	T49.0X6
pesticides	T56.5X1	T56.5X2	T56.5X3	T56.5X4	–	–
phosphide	T60.4X1	T60.4X2	T60.4X3	T60.4X4	–	–
pyrithionate	T49.4X1	T49.4X2	T49.4X3	T49.4X4	T49.4X5	T49.4X6
stearate	T49.3X1	T49.3X2	T49.3X3	T49.3X4	T49.3X5	T49.3X6
sulfate	T49.5X1	T49.5X2	T49.5X3	T49.5X4	T49.5X5	T49.5X6
ENT agent	T49.6X1	T49.6X2	T49.6X3	T49.6X4	T49.6X5	T49.6X6
ophthalmic solution	T49.5X1	T49.5X2	T49.5X3	T49.5X4	T49.5X5	T49.5X6
topical NEC	T49.0X1	T49.0X2	T49.0X3	T49.0X4	T49.0X5	T49.0X6
undecylenate	T49.0X1	T49.0X2	T49.0X3	T49.0X4	T49.0X5	T49.0X6
Zineb	T60.0X1	T60.0X2	T60.0X3	T60.0X4	–	–
Zinostatin	T45.1X1	T45.1X2	T45.1X3	T45.1X4	T45.1X5	T45.1X6
Zipeprol	T48.3X1	T48.3X2	T48.3X3	T48.3X4	T48.3X5	T48.3X6
Zofenopril	T46.4X1	T46.4X2	T46.4X3	T46.4X4	T46.4X5	T46.4X6
Zolpidem	T42.6X1	T42.6X2	T42.6X3	T42.6X4	T42.6X5	T42.6X6
Zomepirac	T39.391	T39.392	T39.393	T39.394	T39.395	T39.396
Zopiclone	T42.6X1	T42.6X2	T42.6X3	T42.6X4	T42.6X5	T42.6X6
Zorubicin	T45.1X1	T45.1X2	T45.1X3	T45.1X4	T45.1X5	T45.1X6
Zotepine	T43.591	T43.592	T43.593	T43.594	T43.595	T43.596
Zovant	T45.511	T45.512	T45.513	T45.514	T45.515	T45.516
Zoxazolamine	T42.8X1	T42.8X2	T42.8X3	T42.8X4	T42.8X5	T42.8X6
Zuclopenthixol	T43.4X1	T43.4X2	T43.4X3	T43.4X4	T43.4X5	T43.4X6
Zygadenus (venenosus)	T62.2X1	T62.2X2	T62.2X3	T62.2X4	–	–
Zyprexa	T43.591	T43.592	T43.593	T43.594	T43.595	T43.596

ICD-10-CM Index to External Causes of Injuries

A

- **Abandonment** (causing exposure to weather conditions) (with intent to injure or kill) NEC X58 ☑
- **Abuse** (adult) (child) (mental) (physical) (sexual) X58 ☑
- **Accident** (to) X58 ☑
  - aircraft (in transit) (powered) (*see also* Accident, transport, aircraft)
    - due to, caused by cataclysm — *see* Forces of nature, by type
  - animal-drawn vehicle — *see* Accident, transport, animal-drawn vehicle occupant
  - animal-rider — *see* Accident, transport, animal-rider
  - automobile — *see* Accident, transport, car occupant
  - barefoot water skier V94.4 ☑
  - boat, boating (*see also* Accident, watercraft)
    - striking swimmer
      - powered V94.11 ☑
      - unpowered V94.12 ☑
  - bus — *see* Accident, transport, bus occupant
  - cable car, not on rails V98.0 ☑
    - on rails — *see* Accident, transport, streetcar occupant
  - car — *see* Accident, transport, car occupant
  - caused by, due to
    - animal NEC W64 ☑
    - chain hoist W24.0 ☑
    - cold (excessive) — *see* Exposure, cold
    - corrosive liquid, substance — *see* Table of Drugs and Chemicals
    - cutting or piercing instrument — *see* Contact, with, by type of instrument
    - drive belt W24.0 ☑
    - electric

current — *see* Exposure, electric current
motor (*see also* Contact, with, by type of machine) W31.3 ☑
current (of) W86.8 ☑
environmental factor NEC X58 ☑
explosive material — *see* Explosion
fire, flames — *see* Exposure, fire
firearm missile — *see* Discharge, firearm by type
heat (excessive) — *see* Heat
hot — *see* Contact, with, hot
ignition — *see* Ignition
lifting device W24.0 ☑
lightning — *see* subcategory T75.0 ☑
causing fire — *see* Exposure, fire
machine, machinery — *see* Contact, with, by type of machine
natural factor NEC X58 ☑
pulley (block) W24.0 ☑
radiation — *see* Radiation
steam X13.1 ☑
inhalation X13.0 ☑
pipe X16 ☑
thunderbolt — *see* subcategory T75.0 ☑
causing fire — *see* Exposure, fire
transmission device W24.1 ☑
coach — *see* Accident, transport, bus occupant
coal car — *see* Accident, transport, industrial vehicle occupant
diving (*see also* Fall, into, water)
with
drowning or submersion — *see* Drowning
forklift — *see* Accident, transport, industrial vehicle occupant
heavy transport vehicle NOS — *see* Accident, transport, truck occupant
ice yacht V98.2 ☑
in

- medical, surgical procedure
  - as, or due to misadventure — *see* Misadventure
  - causing an abnormal reaction or later complication without mention of misadventure (*see also* Complication of or following, by type of procedure) Y84.9
- land yacht V98.1 ☑
- late effect of — *see* W00-X58 with 7th character S
- logging car — *see* Accident, transport, industrial vehicle occupant
- machine, machinery (*see also* Contact, with, by type of machine)
  - on board watercraft V93.69 ☑
    - explosion — *see* Explosion, in, watercraft
    - fire — *see* Burn, on board watercraft
    - powered craft V93.63 ☑
      - ferry boat V93.61 ☑
      - fishing boat V93.62 ☑
      - jetskis V93.63 ☑
      - liner V93.61 ☑
      - merchant ship V93.60 ☑
      - passenger ship V93.61 ☑
      - sailboat V93.64 ☑
- mine tram — *see* Accident, transport, industrial vehicle occupant
- mobility scooter (motorized) — *see* Accident, transport, pedestrian, conveyance, specified type NEC
- motor scooter — *see* Accident, transport, motorcycle
- motor vehicle NOS (traffic) (*see also* Accident, transport) V89.2 ☑
  - nontraffic V89.0 ☑
  - three-wheeled NOS — *see* Accident, transport, three-wheeled motor vehicle occupant
- motorcycle NOS — *see* Accident, transport, motorcycle
- nonmotor vehicle NOS (nontraffic) (*see also* Accident, transport) V89.1 ☑
  - traffic NOS V89.3 ☑
- nontraffic (victim's mode of transport NOS) V88.9 ☑
  - collision (between) V88.7 ☑
    - bus and truck V88.5 ☑
    - car and

- bus V88.3 ☑
- pickup V88.2 ☑
- three-wheeled motor vehicle V88.0 ☑
- train V88.6 ☑
- truck V88.4 ☑
- two-wheeled motor vehicle V88.0 ☑
- van V88.2 ☑

specified vehicle NEC and

- three-wheeled motor vehicle V88.1 ☑
- two-wheeled motor vehicle V88.1 ☑

known mode of transport — *see* Accident, transport, by type of vehicle

noncollision V88.8 ☑

on board watercraft V93.89 ☑

powered craft V93.83 ☑

- ferry boat V93.81 ☑
- fishing boat V93.82 ☑
- jetskis V93.83 ☑
- liner V93.81 ☑
- merchant ship V93.80 ☑
- passenger ship V93.81 ☑

unpowered craft V93.88 ☑

- canoe V93.85 ☑
- inflatable V93.86 ☑
  - in tow
    - recreational V94.31 ☑
    - specified NEC V94.32 ☑
- kayak V93.85 ☑
- sailboat V93.84 ☑
- surf-board V93.88 ☑
- water skis V93.87 ☑
- windsurfer V93.88 ☑

parachutist V97.29 ☑

- entangled in object V97.21 ☑
- injured on landing V97.22 ☑

pedal cycle — *see* Accident, transport, pedal cyclist

pedestrian (on foot)
- with
  - another pedestrian W51 ☑
    - with fall W03 ☑
      - due to ice or snow W00.0 ☑
    - on pedestrian conveyance NEC V00.09 ☑
  - rider of
    - hoverboard V00.038 ☑
    - Segway V00.038 ☑
    - standing
      - electric scooter V00.031 ☑
      - micro-mobility pedestrian conveyance NEC V00.038 ☑
  - roller skater (in-line) V00.01 ☑
  - skate boarder V00.02 ☑
  - transport vehicle — *see* Accident, transport
- on pedestrian conveyance — *see* Accident, transport, pedestrian, conveyance

pick-up truck or van — *see* Accident, transport, pickup truck occupant

quarry truck — *see* Accident, transport, industrial vehicle occupant

railway vehicle (any) (in motion) — *see* Accident, transport, railway vehicle occupant
- due to cataclysm — *see* Forces of nature, by type

scooter (non-motorized) — *see* Accident, transport, pedestrian, conveyance, scooter

sequelae of — *see* W00-X58 with 7th character S

skateboard — *see* Accident, transport, pedestrian, conveyance, skateboard

ski(ing) — *see* Accident, transport, pedestrian, conveyance
- lift V98.3 ☑

specified cause NEC X58 ☑

streetcar — *see* Accident, transport, streetcar occupant

traffic (victim's mode of transport NOS) V87.9 ☑

- collision (between) V87.7 ☑
  - bus and truck V87.5 ☑
  - car and
    - bus V87.3 ☑
    - pickup V87.2 ☑
    - three-wheeled motor vehicle V87.0 ☑
    - train V87.6 ☑
    - truck V87.4 ☑
    - two-wheeled motor vehicle V87.0 ☑
    - van V87.2 ☑
  - specified vehicle NEC V86.39 ☑
    - and
      - three-wheeled motor vehicle V87.1 ☑
      - two-wheeled motor vehicle V87.1 ☑
    - driver V86.09 ☑
    - person on outside V86.29 ☑
    - passenger V86.19 ☑
    - while boarding or alighting V86.49 ☑
  - known mode of transport — *see* Accident, transport, by type of vehicle
  - noncollision V87.8 ☑
- transport (involving injury to) V99 ☑
  - 18 wheeler — *see* Accident, transport, truck occupant
  - agricultural vehicle occupant (nontraffic) V84.9 ☑
    - driver V84.5 ☑
    - hanger-on V84.7 ☑
    - passenger V84.6 ☑
    - traffic V84.3 ☑
      - driver V84.0 ☑
      - hanger-on V84.2 ☑
      - passenger V84.1 ☑
    - while boarding or alighting V84.4 ☑

- aircraft NEC V97.89
  - military NEC V97.818
    - with civilian aircraft V97.810
    - civilian injured by V97.811
  - occupant injured (in)
    - nonpowered craft accident V96.9
      - balloon V96.00
        - collision V96.03
        - crash V96.01
        - explosion V96.05
        - fire V96.04
        - forced landing V96.02
        - specified type NEC V96.09
      - glider V96.20
        - collision V96.23
        - crash V96.21
        - explosion V96.25
        - fire V96.24
        - forced landing V96.22
        - specified type NEC V96.29
      - hang glider V96.10
        - collision V96.13
        - crash V96.11
        - explosion V96.15
        - fire V96.14
        - forced landing V96.12
        - specified type NEC V96.19
      - specified craft NEC V96.8
    - powered craft accident V95.9
      - fixed wing NEC
        - commercial V95.30

- collision V95.33 ☑
- crash V95.31 ☑
- explosion V95.35 ☑
- fire V95.34 ☑
- forced landing V95.32 ☑
- specified type NEC V95.39 ☑

private V95.20 ☑

- collision V95.23 ☑
- crash V95.21 ☑
- explosion V95.25 ☑
- fire V95.24 ☑
- forced landing V95.22 ☑
- specified type NEC V95.29 ☑

glider V95.10 ☑

- collision V95.13 ☑
- crash V95.11 ☑
- explosion V95.15 ☑
- fire V95.14 ☑
- forced landing V95.12 ☑
- specified type NEC V95.19 ☑

helicopter V95.00 ☑

- collision V95.03 ☑
- crash V95.01 ☑
- explosion V95.05 ☑
- fire V95.04 ☑
- forced landing V95.02 ☑
- specified type NEC V95.09 ☑

spacecraft V95.40 ☑

- collision V95.43 ☑
- crash V95.41 ☑
- explosion V95.45 ☑
- fire V95.44 ☑
- forced landing V95.42 ☑
- specified type NEC V95.49 ☑

specified craft NEC V95.8 ☑
ultralight V95.10 ☑
- collision V95.13 ☑
- crash V95.11 ☑
- explosion V95.15 ☑
- fire V95.14 ☑
- forced landing V95.12 ☑
- specified type NEC V95.19 ☑

specified accident NEC V97.0 ☑
while boarding or alighting V97.1 ☑

person (injured by)
- falling from, in or on aircraft V97.0 ☑
- machinery on aircraft V97.89 ☑
- on ground with aircraft involvement V97.39 ☑
- rotating propeller V97.32 ☑
- struck by object falling from aircraft V97.31 ☑
- sucked into aircraft jet V97.33 ☑
- while boarding or alighting aircraft V97.1 ☑

airport (battery-powered) passenger vehicle — *see* Accident, transport, industrial vehicle occupant
all-terrain vehicle occupant (nontraffic) V86.95 ☑
- driver V86.55 ☑
- dune buggy — *see* Accident, transport, dune buggy occupant
- hanger-on V86.75 ☑
- passenger V86.65 ☑
- snowmobile — *see* Accident, transport, snowmobile occupant
- specified type NEC V86.99 ☑

- driver V86.59
- passenger V86.69
- person on outside V86.79
- traffic V86.35
  - driver V86.05
  - hanger-on V86.25
  - passenger V86.15
  - while boarding or alighting V86.45
- ambulance occupant (traffic) V86.31
  - driver V86.01
  - hanger-on V86.21
  - nontraffic V86.91
    - driver V86.51
    - hanger-on V86.71
    - passenger V86.61
  - passenger V86.11
  - while boarding or alighting V86.41
- animal-drawn vehicle occupant (in) V80.929
  - collision (with)
    - animal V80.12
      - being ridden V80.711

- animal-drawn vehicle V80.721
- bus V80.42
- car V80.42
- fixed or stationary object V80.82
- military vehicle V80.920
- nonmotor vehicle V80.791
- pedal cycle V80.22
- pedestrian V80.12
- pickup V80.42
- railway train or vehicle V80.62
- specified motor vehicle NEC V80.52
- streetcar V80.731
- truck V80.42
- two- or three-wheeled motor vehicle V80.32
- van V80.42
- noncollision V80.02
- specified circumstance NEC V80.928

animal-rider V80.919

- collision (with)
  - animal V80.11
    - being ridden V80.710

- animal-drawn vehicle V80.720
- bus V80.41
- car V80.41
- fixed or stationary object V80.81
- military vehicle V80.910
- nonmotor vehicle V80.790
- pedal cycle V80.21
- pedestrian V80.11
- pickup V80.41
- railway train or vehicle V80.61
- specified motor vehicle NEC V80.51
- streetcar V80.730
- truck V80.41
- two- or three-wheeled motor vehicle V80.31
- van V80.41

- noncollision V80.018
  - specified as horse rider V80.010
- specified circumstance NEC V80.918

armored car — *see* Accident, transport, truck occupant

battery-powered truck (baggage) (mail) — *see* Accident, transport, industrial vehicle occupant

bus occupant V79.9

- collision (with)
  - animal (traffic) V70.9
    - being ridden (traffic) V76.9
      - nontraffic V76.3
      - while boarding or alighting V76.4
    - nontraffic V70.3
    - while boarding or alighting V70.4
  - animal-drawn vehicle (traffic) V76.9
    - nontraffic V76.3
    - while boarding or alighting V76.4
  - bus (traffic) V74.9

- nontraffic V74.3
- while boarding or alighting V74.4
- car (traffic) V73.9
  - nontraffic V73.3
  - while boarding or alighting V73.4
- motor vehicle NOS (traffic) V79.60
  - nontraffic V79.20
  - specified type NEC (traffic) V79.69
    - nontraffic V79.29
- pedal cycle (traffic) V71.9
  - nontraffic V71.3
  - while boarding or alighting V71.4
- pickup truck (traffic) V73.9
  - nontraffic V73.3
  - while boarding or alighting V73.4
- railway vehicle (traffic) V75.9
  - nontraffic V75.3
  - while boarding or alighting V75.4
- specified vehicle NEC (traffic) V76.9
  - nontraffic V76.3
  - while boarding or alighting V76.4
- stationary object (traffic) V77.9
  - nontraffic V77.3
  - while boarding or alighting V77.4
- streetcar (traffic) V76.9
  - nontraffic V76.3
  - while boarding or alighting V76.4
- three wheeled motor vehicle (traffic) V72.9
  - nontraffic V72.3
  - while boarding or alighting V72.4
- truck (traffic) V74.9

- nontraffic V74.3
- while boarding or alighting V74.4
- two wheeled motor vehicle (traffic) V72.9
  - nontraffic V72.3
  - while boarding or alighting V72.4
- van (traffic) V73.9
  - nontraffic V73.3
  - while boarding or alighting V73.4
- driver
  - collision (with)
    - animal (traffic) V70.5
      - being ridden (traffic) V76.5
        - nontraffic V76.0
      - nontraffic V70.0
    - animal-drawn vehicle (traffic) V76.5
      - nontraffic V76.0
    - bus (traffic) V74.5
      - nontraffic V74.0
    - car (traffic) V73.5
      - nontraffic V73.0
    - motor vehicle NOS (traffic) V79.40
      - nontraffic V79.00
      - specified type NEC (traffic) V79.49
        - nontraffic V79.09
    - pedal cycle (traffic) V71.5
      - nontraffic V71.0
    - pickup truck (traffic) V73.5
      - nontraffic V73.0
    - railway vehicle (traffic) V75.5
      - nontraffic V75.0
    - specified vehicle NEC (traffic) V76.5
      - nontraffic V76.0

- stationary object (traffic) V77.5 ☑
  - nontraffic V77.0 ☑
- streetcar (traffic) V76.5 ☑
  - nontraffic V76.0 ☑
- three wheeled motor vehicle (traffic) V72.5 ☑
  - nontraffic V72.0 ☑
- truck (traffic) V74.5 ☑
  - nontraffic V74.0 ☑
- two wheeled motor vehicle (traffic) V72.5 ☑
  - nontraffic V72.0 ☑
- van (traffic) V73.5 ☑
  - nontraffic V73.0 ☑
- noncollision accident (traffic) V78.5 ☑
  - nontraffic V78.0 ☑
- noncollision accident (traffic) V78.9 ☑
  - nontraffic V78.3 ☑
  - while boarding or alighting V78.4 ☑
- nontraffic V79.3 ☑
- hanger-on
  - collision (with)
    - animal (traffic) V70.7 ☑
      - being ridden (traffic) V76.7 ☑
        - nontraffic V76.2 ☑
      - nontraffic V70.2 ☑
    - animal-drawn vehicle (traffic) V76.7 ☑
      - nontraffic V76.2 ☑
    - bus (traffic) V74.7 ☑
      - nontraffic V74.2 ☑
    - car (traffic) V73.7 ☑
      - nontraffic V73.2 ☑
    - pedal cycle (traffic) V71.7 ☑

- nontraffic V71.2 ☑
- pickup truck (traffic) V73.7 ☑
  - nontraffic V73.2 ☑
- railway vehicle (traffic) V75.7 ☑
  - nontraffic V75.2 ☑
- specified vehicle NEC (traffic) V76.7 ☑
  - nontraffic V76.2 ☑
- stationary object (traffic) V77.7 ☑
  - nontraffic V77.2 ☑
- streetcar (traffic) V76.7 ☑
  - nontraffic V76.2 ☑
- three wheeled motor vehicle (traffic) V72.7 ☑
  - nontraffic V72.2 ☑
- truck (traffic) V74.7 ☑
  - nontraffic V74.2 ☑
- two wheeled motor vehicle (traffic) V72.7 ☑
  - nontraffic V72.2 ☑
- van (traffic) V73.7 ☑
  - nontraffic V73.2 ☑
- noncollision accident (traffic) V78.7 ☑
  - nontraffic V78.2 ☑
- passenger
  - collision (with)
    - animal (traffic) V70.6 ☑
      - being ridden (traffic) V76.6 ☑
        - nontraffic V76.1 ☑
      - nontraffic V70.1 ☑
    - animal-drawn vehicle (traffic) V76.6 ☑
      - nontraffic V76.1 ☑
    - bus (traffic) V74.6 ☑
      - nontraffic V74.1 ☑
    - car (traffic) V73.6 ☑

- nontraffic V73.1
- motor vehicle NOS (traffic) V79.50
  - nontraffic V79.10
  - specified type NEC (traffic) V79.59
    - nontraffic V79.19
- pedal cycle (traffic) V71.6
  - nontraffic V71.1
- pickup truck (traffic) V73.6
  - nontraffic V73.1
- railway vehicle (traffic) V75.6
  - nontraffic V75.1
- specified vehicle NEC (traffic) V76.6
  - nontraffic V76.1
- stationary object (traffic) V77.6
  - nontraffic V77.1
- streetcar (traffic) V76.6
  - nontraffic V76.1
- three wheeled motor vehicle (traffic) V72.6
  - nontraffic V72.1
- truck (traffic) V74.6
  - nontraffic V74.1
- two wheeled motor vehicle (traffic) V72.6
  - nontraffic V72.1
- van (traffic) V73.6
  - nontraffic V73.1
- noncollision accident (traffic) V78.6
  - nontraffic V78.1
- specified type NEC V79.88
  - military vehicle V79.81
- cable car, not on rails V98.0
- on rails — *see* Accident, transport, streetcar occupant

- car occupant V49.9
  - ambulance occupant — *see* Accident, transport, ambulance occupant
  - collision (with)
    - animal (traffic) V40.9
      - being ridden (traffic) V46.9
        - nontraffic V46.3
        - while boarding or alighting V46.4
      - nontraffic V40.3
      - while boarding or alighting V40.4
    - animal-drawn vehicle (traffic) V46.9
      - nontraffic V46.3
      - while boarding or alighting V46.4
    - bus (traffic) V44.9
      - nontraffic V44.3
      - while boarding or alighting V44.4
    - car (traffic) V43.92
      - nontraffic V43.32
      - while boarding or alighting V43.42
    - motor vehicle NOS (traffic) V49.60
      - nontraffic V49.20
      - specified type NEC (traffic) V49.69
        - nontraffic V49.29
    - pedal cycle (traffic) V41.9
      - nontraffic V41.3
      - while boarding or alighting V41.4
    - pickup truck (traffic) V43.93
      - nontraffic V43.33
      - while boarding or alighting V43.43
    - railway vehicle (traffic) V45.9
      - nontraffic V45.3
      - while boarding or alighting V45.4

- specified vehicle NEC (traffic) V46.9
  - nontraffic V46.3
  - while boarding or alighting V46.4
- sport utility vehicle (traffic) V43.91
  - nontraffic V43.31
  - while boarding or alighting V43.41
- stationary object (traffic) V47.9
  - nontraffic V47.3
  - while boarding or alighting V47.4
- streetcar (traffic) V46.9
  - nontraffic V46.3
  - while boarding or alighting V46.4
- three wheeled motor vehicle (traffic) V42.9
  - nontraffic V42.3
  - while boarding or alighting V42.4
- truck (traffic) V44.9
  - nontraffic V44.3
  - while boarding or alighting V44.4
- two wheeled motor vehicle (traffic) V42.9
  - nontraffic V42.3
  - while boarding or alighting V42.4
- van (traffic) V43.94
  - nontraffic V43.34
  - while boarding or alighting V43.44

driver

- collision (with)
  - animal (traffic) V40.5
    - being ridden (traffic) V46.5
      - nontraffic V46.0
    - nontraffic V40.0
  - animal-drawn vehicle (traffic) V46.5
    - nontraffic V46.0

- bus (traffic) V44.5
  - nontraffic V44.0
- car (traffic) V43.52
  - nontraffic V43.02
- motor vehicle NOS (traffic) V49.40
  - nontraffic V49.00
  - specified type NEC (traffic) V49.49
    - nontraffic V49.09
- pedal cycle (traffic) V41.5
  - nontraffic V41.0
- pickup truck (traffic) V43.53
  - nontraffic V43.03
- railway vehicle (traffic) V45.5
  - nontraffic V45.0
- specified vehicle NEC (traffic) V46.5
  - nontraffic V46.0
- sport utility vehicle (traffic) V43.51
  - nontraffic V43.01
- stationary object (traffic) V47.5
  - nontraffic V47.0
- streetcar (traffic) V46.5
  - nontraffic V46.0
- three wheeled motor vehicle (traffic) V42.5
  - nontraffic V42.0
- truck (traffic) V44.5
  - nontraffic V44.0
- two wheeled motor vehicle (traffic) V42.5
  - nontraffic V42.0
- van (traffic) V43.54
  - nontraffic V43.04
- noncollision accident (traffic) V48.5

- nontraffic V48.0
- noncollision accident (traffic) V48.9
  - nontraffic V48.3
  - while boarding or alighting V48.4
- nontraffic V49.3
- hanger-on
  - collision (with)
    - animal (traffic) V40.7
      - being ridden (traffic) V46.7
        - nontraffic V46.2
      - nontraffic V40.2
    - animal-drawn vehicle (traffic) V46.7
      - nontraffic V46.2
    - bus (traffic) V44.7
      - nontraffic V44.2
    - car (traffic) V43.72
      - nontraffic V43.22
    - pedal cycle (traffic) V41.7
      - nontraffic V41.2
    - pickup truck (traffic) V43.73
      - nontraffic V43.23
    - railway vehicle (traffic) V45.7
      - nontraffic V45.2
    - specified vehicle NEC (traffic) V46.7
      - nontraffic V46.2
    - sport utility vehicle (traffic) V43.71
      - nontraffic V43.21
    - stationary object (traffic) V47.7
      - nontraffic V47.2
    - streetcar (traffic) V46.7
      - nontraffic V46.2
    - three wheeled motor vehicle (traffic) V42.7

- nontraffic V42.2
- truck (traffic) V44.7
  - nontraffic V44.2
- two wheeled motor vehicle (traffic) V42.7
  - nontraffic V42.2
- van (traffic) V43.74
  - nontraffic V43.24
- noncollision accident (traffic) V48.7
  - nontraffic V48.2
- passenger
  - collision (with)
    - animal (traffic) V40.6
      - being ridden (traffic) V46.6
        - nontraffic V46.1
      - nontraffic V40.1
    - animal-drawn vehicle (traffic) V46.6
      - nontraffic V46.1
    - bus (traffic) V44.6
      - nontraffic V44.1
    - car (traffic) V43.62
      - nontraffic V43.12
    - motor vehicle NOS (traffic) V49.50
      - nontraffic V49.10
      - specified type NEC (traffic) V49.59
        - nontraffic V49.19
    - pedal cycle (traffic) V41.6
      - nontraffic V41.1
    - pickup truck (traffic) V43.63
      - nontraffic V43.13
    - railway vehicle (traffic) V45.6
      - nontraffic V45.1

- specified vehicle NEC (traffic) V46.6
  - nontraffic V46.1
- sport utility vehicle (traffic) V43.61
  - nontraffic V43.11
- stationary object (traffic) V47.6
  - nontraffic V47.1
- streetcar (traffic) V46.6
  - nontraffic V46.1
- three wheeled motor vehicle (traffic) V42.6
  - nontraffic V42.1
- truck (traffic) V44.6
  - nontraffic V44.1
- two wheeled motor vehicle (traffic) V42.6
  - nontraffic V42.1
- van (traffic) V43.64
  - nontraffic V43.14
- noncollision accident (traffic) V48.6
  - nontraffic V48.1
- specified type NEC V49.88
  - military vehicle V49.81

coal car — *see* Accident, transport, industrial vehicle occupant

construction vehicle occupant (nontraffic) V85.9
- driver V85.5
- hanger-on V85.7
- passenger V85.6
- traffic V85.3
  - driver V85.0
  - hanger-on V85.2
  - passenger V85.1
- while boarding or alighting V85.4

dirt bike rider (nontraffic) V86.96

- driver V86.56
- hanger-on V86.76
- passenger V86.66
- traffic V86.36
  - driver V86.06
  - hanger-on V86.26
  - passenger V86.16
- while boarding or alighting V86.46

due to cataclysm — *see* Forces of nature, by type

dune buggy occupant (nontraffic) V86.93

- driver V86.53
- hanger-on V86.73
- passenger V86.63
- traffic V86.33
  - driver V86.03
  - hanger-on V86.23
  - passenger V86.13
- while boarding or alighting V86.43

e-bicycle — *see* Accident, transport, electric (assisted) bicyclist

e-bike — *see* Accident, transport, electric (assisted) bicyclist

electric (assisted) bicyclist V29.91

- collision (with)
  - animal (traffic) V20.91
    - being ridden (traffic) V26.91
      - nontraffic V26.21
      - while boarding or alighting V26.31
    - nontraffic V20.21
    - while boarding or alighting V20.31
  - animal-drawn vehicle (traffic) V26.91
    - nontraffic V26.21
    - while boarding or alighting V26.31
  - bus (traffic) V24.91

- nontraffic V24.21
- while boarding or alighting V24.31
- car (traffic) V23.91
  - nontraffic V23.21
  - while boarding or alighting V23.31
- motor vehicle NOS (traffic) V29.601
  - nontraffic V29.201
  - specified type NEC (traffic) V29.691
    - nontraffic V29.291
- pedal cycle (traffic) V21.91
  - nontraffic V21.21
  - while boarding or alighting V21.31
- pedestrian V20.91
  - nontraffic V20.01
  - while boarding or alighting V20.31
- pickup truck (traffic) V23.91
  - nontraffic V23.21
  - while boarding or alighting V23.31
- railway vehicle (traffic) V25.91
  - nontraffic V25.21
  - while boarding or alighting V25.31
- specified vehicle NEC (traffic) V26.91
  - nontraffic V26.21
  - while boarding or alighting V26.31
- stationary object (traffic) V27.91
  - nontraffic V27.21
  - while boarding or alighting V27.31
- streetcar (traffic) V26.91
  - nontraffic V26.21
  - while boarding or alighting V26.31
- three wheeled motor vehicle (traffic) V22.91

- nontraffic V22.21
- while boarding or alighting V22.31
- truck (traffic) V24.91
  - nontraffic V24.21
  - while boarding or alighting V24.31
- two wheeled motor vehicle (traffic) V22.91
  - nontraffic V22.21
  - while boarding or alighting V22.31
- van (traffic) V23.91
  - nontraffic V23.21
  - while boarding or alighting V23.31
- driver
  - collision (with)
    - animal (traffic) V20.41
      - being ridden (traffic) V26.41
        - nontraffic V26.01
      - nontraffic V20.01
    - animal-drawn vehicle (traffic) V26.41
      - nontraffic V26.01
    - bus (traffic) V24.41
      - nontraffic V24.01
    - car (traffic) V23.41
      - nontraffic V23.01
    - motor vehicle NOS (traffic) V29.401
      - nontraffic V29.001
      - specified type NEC (traffic) V29.491
        - nontraffic V29.091
    - pedal cycle (traffic) V21.41
      - nontraffic V21.01
    - pedestrian
      - nontraffic V20.01
      - traffic V20.41

- pickup truck (traffic) V23.41
  - nontraffic V23.01
- railway vehicle (traffic) V25.41
  - nontraffic V25.01
- specified vehicle NEC (traffic) V26.41
  - nontraffic V26.01
- stationary object (traffic) V27.41
  - nontraffic V27.01
- streetcar (traffic) V26.41
  - nontraffic V26.01
- three wheeled motor vehicle (traffic) V22.41
  - nontraffic V22.01
- truck (traffic) V24.41
  - nontraffic V24.01
- two wheeled motor vehicle (traffic) V22.41
  - nontraffic V22.01
- van (traffic) V23.41
  - nontraffic V23.01
- noncollision accident (traffic) V28.41
  - nontraffic V28.01
- noncollision accident (traffic) V28.91
  - nontraffic V28.21
  - while boarding or alighting V28.31
- nontraffic V29.31
- passenger
  - collision (with)
    - animal (traffic) V20.51
      - being ridden (traffic) V26.51
        - nontraffic V26.11
      - nontraffic V20.11
    - animal-drawn vehicle (traffic) V26.51

- nontraffic V26.11 ☑
- bus (traffic) V24.51 ☑
  - nontraffic V24.11 ☑
- car (traffic) V23.51 ☑
  - nontraffic V23.11 ☑
- motor vehicle NOS (traffic) V29.501 ☑
  - nontraffic V29.101 ☑
  - specified type NEC (traffic) V29.591 ☑
    - nontraffic V29.191 ☑
- pedal cycle (traffic) V21.51 ☑
  - nontraffic V21.11 ☑
- pedestrian
  - nontraffic V20.11 ☑
  - traffic V20.51 ☑
- pickup truck (traffic) V23.51 ☑
  - nontraffic V23.11 ☑
- railway vehicle (traffic) V25.51 ☑
  - nontraffic V25.11
- specified vehicle NEC (traffic) V26.51 ☑
  - nontraffic V26.11 ☑
- stationary object (traffic) V27.51 ☑
  - nontraffic V27.11 ☑
- streetcar (traffic) V26.51 ☑
  - nontraffic V26.11 ☑
- three wheeled motor vehicle (traffic) V22.51 ☑
  - nontraffic V22.11 ☑
- truck (traffic) V24.51 ☑
  - nontraffic V24.11 ☑
- two wheeled motor vehicle (traffic) V22.51 ☑
  - nontraffic V22.11 ☑
- van (traffic) V23.51 ☑

- nontraffic V23.11 ☑
- noncollision accident (traffic) V28.51 ☑
  - nontraffic V28.11 ☑
- specified type NEC V29.881 ☑
  - military vehicle V29.811 ☑
- forklift — *see* Accident, transport, industrial vehicle occupant
- go cart — *see* Accident, transport, all-terrain vehicle occupant
- golf cart — *see* Accident, transport, all-terrain vehicle occupant
- heavy transport vehicle occupant — *see* Accident, transport, truck occupant
- hoverboard V00.848 ☑
- ice yacht V98.2 ☑
- industrial vehicle occupant (nontraffic) V83.9 ☑
  - driver V83.5 ☑
  - hanger-on V83.7 ☑
  - passenger V83.6 ☑
  - traffic V83.3 ☑
    - driver V83.0 ☑
    - hanger-on V83.2 ☑
    - passenger V83.1 ☑
  - while boarding or alighting V83.4 ☑
- interurban electric car — *see* Accident, transport, streetcar
- land yacht V98.1 ☑
- logging car — *see* Accident, transport, industrial vehicle occupant
- military vehicle occupant (traffic) V86.34 ☑
  - driver V86.04 ☑
  - hanger-on V86.24 ☑
  - nontraffic V86.94 ☑
    - driver V86.54 ☑
    - hanger-on V86.74 ☑
    - passenger V86.64 ☑
  - passenger V86.14 ☑
  - while boarding or alighting V86.44 ☑

- mine tram — *see* Accident, transport, industrial vehicle occupant
- motorcoach — *see* Accident, transport, bus occupant
- motor/cross bike rider (*see also* Accident, transport, dirt bike rider) V86.96
- motorcycle V29.99
  - collision (with)
    - animal (traffic) V20.99
      - being ridden (traffic) V26.99
        - nontraffic V26.29
        - while boarding or alighting V26.39
      - nontraffic V20.29
      - while boarding or alighting V20.39
    - animal-drawn vehicle (traffic) V26.99
      - nontraffic V26.29
      - while boarding or alighting V26.39
    - bus (traffic) V24.99
      - nontraffic V24.29
      - while boarding or alighting V24.39
    - car (traffic) V23.99
      - nontraffic V23.29
      - while boarding or alighting V23.39
    - motor vehicle NOS (traffic) V29.608
      - nontraffic V29.208
      - specified type NEC (traffic) V29.698
        - nontraffic V29.298
    - pedal cycle (traffic) V21.99
      - nontraffic V21.29
      - while boarding or alighting V21.39
    - pickup truck (traffic) V23.99
      - nontraffic V23.29
      - while boarding or alighting V23.39
    - railway vehicle (traffic) V25.99

- nontraffic V25.29
- while boarding or alighting V25.39
- specified vehicle NEC (traffic) V26.99
  - nontraffic V26.29
  - while boarding or alighting V26.39
- stationary object (traffic) V27.99
  - nontraffic V27.29
  - while boarding or alighting V27.39
- streetcar (traffic) V26.99
  - nontraffic V26.29
  - while boarding or alighting V26.39
- three wheeled motor vehicle (traffic) V22.99
  - nontraffic V22.29
  - while boarding or alighting V22.39
- truck (traffic) V24.99
  - nontraffic V24.29
  - while boarding or alighting V24.39
- two wheeled motor vehicle (traffic) V22.99
  - nontraffic V22.29
  - while boarding or alighting V22.39
- van (traffic) V23.99
  - nontraffic V23.29
  - while boarding or alighting V23.39

driver

- collision (with)
  - animal (traffic) V20.49
    - being ridden (traffic) V26.49
      - nontraffic V26.09
    - nontraffic V20.09
  - animal-drawn vehicle (traffic) V26.49
    - nontraffic V26.09

- bus (traffic) V24.49
  - nontraffic V24.09
- car (traffic) V23.49
  - nontraffic V23.09
- motor vehicle NOS (traffic) V29.408
  - nontraffic V29.008
  - specified type NEC (traffic) V29.498
    - nontraffic V29.098
- pedal cycle (traffic) V21.49
  - nontraffic V21.09
- pedestrian
  - nontraffic V20.09
  - traffic V20.49
- pickup truck (traffic) V23.49
  - nontraffic V23.09
- railway vehicle (traffic) V25.49
  - nontraffic V25.09
- specified vehicle NEC (traffic) V26.49
  - nontraffic V26.09
- stationary object (traffic) V27.49
  - nontraffic V27.09
- streetcar (traffic) V26.49
  - nontraffic V26.09
- three wheeled motor vehicle (traffic) V22.49
  - nontraffic V22.09
- truck (traffic) V24.49
  - nontraffic V24.09
- two wheeled motor vehicle (traffic) V22.49
  - nontraffic V22.09
- van (traffic) V23.49
  - nontraffic V23.09
- noncollision accident (traffic) V28.49

- nontraffic V28.09
- noncollision accident (traffic) V28.99
  - nontraffic V28.29
  - while boarding or alighting V28.39
- nontraffic V29.39
- passenger
  - collision (with)
    - animal (traffic) V20.59
      - being ridden (traffic) V26.59
        - nontraffic V26.19
      - nontraffic V20.19
    - animal-drawn vehicle (traffic) V26.59
      - nontraffic V26.19
    - bus (traffic) V24.59
      - nontraffic V24.19
    - car (traffic) V23.59
      - nontraffic V23.19
    - motor vehicle NOS (traffic) V29.508
      - nontraffic V29.108
      - specified type NEC (traffic) V29.598
        - nontraffic V29.198
    - pedal cycle (traffic) V21.59
      - nontraffic V21.19
    - pedestrian
      - nontraffic V20.19
      - traffic V20.59
    - pickup truck (traffic) V23.59
      - nontraffic V23.19
    - railway vehicle (traffic) V25.59
      - nontraffic V25.19
    - specified vehicle NEC (traffic) V26.59

- nontraffic V26.19 ☑
- stationary object (traffic) V27.59 ☑
  - nontraffic V27.19 ☑
- streetcar (traffic) V26.59 ☑
  - nontraffic V26.19 ☑
- three wheeled motor vehicle (traffic) V22.59 ☑
  - nontraffic V22.19 ☑
- truck (traffic) V24.59 ☑
  - nontraffic V24.19 ☑
- two wheeled motor vehicle (traffic) V22.59 ☑
  - nontraffic V22.19 ☑
- van (traffic) V23.59 ☑
  - nontraffic V23.19 ☑
- noncollision accident (traffic) V28.59 ☑
  - nontraffic V28.19 ☑
- specified type NEC V29.888 ☑
  - military vehicle V29.818 ☑

motor vehicle NEC occupant (traffic) V89.2 ☑

occupant (of)

- aircraft (powered) V95.9 ☑
  - fixed wing
    - commercial — *see* Accident, transport, aircraft, occupant, powered, fixed wing, commercial
    - private — *see* Accident, transport, aircraft, occupant, powered, fixed wing, private
  - nonpowered V96.9 ☑
  - specified NEC V95.8 ☑

airport battery-powered vehicle — *see* Accident, transport, industrial vehicle occupant
all-terrain vehicle (ATV) — *see* Accident, transport, all-terrain vehicle occupant
animal-drawn vehicle — *see* Accident, transport, animal-drawn vehicle occupant
automobile — *see* Accident, transport, car occupant
balloon V96.00 ☑
battery-powered vehicle — *see* Accident, transport, industrial vehicle occupant
bicycle — *see* Accident, transport, pedal cyclist
  motorized — *see* Accident, transport, motorcycle rider
boat NEC — *see* Accident, watercraft
bulldozer — *see* Accident, transport, construction vehicle occupant
bus — *see* Accident, transport, bus occupant
cable car (on rails) (*see also* Accident, transport, streetcar occupant)
  not on rails V98.0 ☑
car (*see also* Accident, transport, car occupant)
  cable (on rails) (*see also* Accident, transport, streetcar occupant)
    not on rails V98.0 ☑
coach — *see* Accident, transport, bus occupant
coal-car — *see* Accident, transport, industrial vehicle occupant
digger — *see* Accident, transport, construction vehicle occupant
dump truck — *see* Accident, transport, construction vehicle occupant
earth-leveler — *see* Accident, transport, construction vehicle occupant
farm machinery (self-propelled) — *see* Accident, transport, agricultural vehicle occupant
forklift — *see* Accident, transport, industrial vehicle occupant
glider (unpowered) V96.20 ☑
  hang V96.10 ☑
  powered (microlight) (ultralight) — *see* Accident, transport, aircraft, occupant, powered, glider

glider (unpowered) NEC V96.20 ☑
hang-glider V96.10 ☑
harvester — *see* Accident, transport, agricultural vehicle occupant
heavy (transport) vehicle — *see* Accident, transport, truck occupant
helicopter — *see* Accident, transport, aircraft, occupant, helicopter
ice-yacht V98.2 ☑
kite (carrying person) V96.8 ☑
land-yacht V98.1 ☑
logging car — *see* Accident, transport, industrial vehicle occupant
mechanical shovel — *see* Accident, transport, construction vehicle occupant
microlight — *see* Accident, transport, aircraft, occupant, powered, glider
minibus — *see* Accident, transport, pickup truck occupant
minivan — *see* Accident, transport, pickup truck occupant
moped — *see* Accident, transport, motorcycle
motor scooter — *see* Accident, transport, motorcycle
motorcycle (with sidecar) — *see* Accident, transport, motorcycle
off-road motor-vehicle (*see also* Accident, transport, all-terrain vehicle occupant) V86.99 ☑
pedal cycle (*see also* Accident, transport, pedal cyclist)
pick-up (truck) — *see* Accident, transport, pickup truck occupant
railway (train) (vehicle) (subterranean) (elevated) — *see* Accident, transport, railway vehicle occupant
rickshaw — *see* Accident, transport, pedal cycle
- motorized — *see* Accident, transport, three-wheeled motor vehicle
- pedal driven — *see* Accident, transport, pedal cyclist

road-roller — *see* Accident, transport, construction vehicle occupant
ship NOS V94.9 ☑
ski-lift (chair) (gondola) V98.3 ☑
snowmobile — *see* Accident, transport, snowmobile occupant
spacecraft, spaceship — *see* Accident, transport, aircraft, occupant, spacecraft
sport utility vehicle — *see* Accident, transport, pickup truck occupant
streetcar (interurban) (operating on public street or highway) — *see* Accident, transport, streetcar occupant
SUV — *see* Accident, transport, pickup truck occupant
téléférique V98.0 ☑
three-wheeled vehicle (motorized) (*see also* Accident, transport, three-wheeled motor vehicle occupant)

- nonmotorized — *see* Accident, transport, pedal cycle
- tractor (farm) (and trailer) — *see* Accident, transport, agricultural vehicle occupant
- train — *see* Accident, transport, railway vehicle occupant
- tram — *see* Accident, transport, streetcar occupant
  - in mine or quarry — *see* Accident, transport, industrial vehicle occupant
- tricycle — *see* Accident, transport, pedal cycle
  - motorized — *see* Accident, transport, three-wheeled motor vehicle
- trolley — *see* Accident, transport, streetcar occupant
  - in mine or quarry — *see* Accident, transport, industrial vehicle occupant
- tub, in mine or quarry — *see* Accident, transport, industrial vehicle occupant
- ultralight — *see* Accident, transport, aircraft, occupant, powered, glider
- van — *see* Accident, transport, van occupant
- vehicle NEC V89.9 ☑
  - heavy transport — *see* Accident, transport, truck occupant
  - motor (traffic) NEC V89.2 ☑
    - nontraffic NEC V89.0 ☑
- watercraft NOS V94.9 ☑
  - causing drowning — *see* Drowning, resulting from accident to boat
- off-road motor-vehicle (*see also* Accident, transport, all-terrain vehicle occupant) V86.99 ☑
- parachutist V97.29 ☑
  - after accident to aircraft — *see* Accident, transport, aircraft
  - entangled in object V97.21 ☑
  - injured on landing V97.22 ☑
- pedal cyclist V19.9 ☑
  - collision (with)
    - animal (traffic) V10.9 ☑
      - being ridden (traffic) V16.9 ☑
        - nontraffic V16.2 ☑
        - while boarding or alighting V16.3 ☑
      - nontraffic V10.2 ☑
      - while boarding or alighting V10.3 ☑

- animal-drawn vehicle (traffic) V16.9 ☑
  - nontraffic V16.2 ☑
  - while boarding or alighting V16.3 ☑
- bus (traffic) V14.9 ☑
  - nontraffic V14.2 ☑
  - while boarding or alighting V14.3 ☑
- car (traffic) V13.9 ☑
  - nontraffic V13.2 ☑
  - while boarding or alighting V13.3 ☑
- motor vehicle NOS (traffic) V19.60 ☑
  - nontraffic V19.20 ☑
  - specified type NEC (traffic) V19.69 ☑
    - nontraffic V19.29 ☑
- pedal cycle (traffic) V11.9 ☑
  - nontraffic V11.2 ☑
  - while boarding or alighting V11.3 ☑
- pickup truck (traffic) V13.9 ☑
  - nontraffic V13.2 ☑
  - while boarding or alighting V13.3 ☑
- railway vehicle (traffic) V15.9 ☑
  - nontraffic V15.2 ☑
  - while boarding or alighting V15.3 ☑
- specified vehicle NEC (traffic) V16.9 ☑
  - nontraffic V16.2 ☑
  - while boarding or alighting V16.3 ☑
- stationary object (traffic) V17.9 ☑
  - nontraffic V17.2 ☑
  - while boarding or alighting V17.3 ☑
- streetcar (traffic) V16.9 ☑
  - nontraffic V16.2 ☑
  - while boarding or alighting V16.3 ☑
- three wheeled motor vehicle (traffic) V12.9 ☑

- nontraffic V12.2
- while boarding or alighting V12.3
- truck (traffic) V14.9
  - nontraffic V14.2
  - while boarding or alighting V14.3
- two wheeled motor vehicle (traffic) V12.9
  - nontraffic V12.2
  - while boarding or alighting V12.3
- van (traffic) V13.9
  - nontraffic V13.2
  - while boarding or alighting V13.3

driver

- collision (with)
  - animal (traffic) V10.4
    - being ridden (traffic) V16.4
      - nontraffic V16.0
    - nontraffic V10.0
  - animal-drawn vehicle (traffic) V16.4
    - nontraffic V16.0
  - bus (traffic) V14.4
    - nontraffic V14.0
  - car (traffic) V13.4
    - nontraffic V13.0
  - motor vehicle NOS (traffic) V19.40
    - nontraffic V19.00
    - specified type NEC (traffic) V19.49
      - nontraffic V19.09
  - pedal cycle (traffic) V11.4
    - nontraffic V11.0
  - pickup truck (traffic) V13.4
    - nontraffic V13.0

- railway vehicle (traffic) V15.4
  - nontraffic V15.0
- specified vehicle NEC (traffic) V16.4
  - nontraffic V16.0
- stationary object (traffic) V17.4
  - nontraffic V17.0
- streetcar (traffic) V16.4
  - nontraffic V16.0
- three wheeled motor vehicle (traffic) V12.4
  - nontraffic V12.0
- truck (traffic) V14.4
  - nontraffic V14.0
- two wheeled motor vehicle (traffic) V12.4
  - nontraffic V12.0
- van (traffic) V13.4
  - nontraffic V13.0
- noncollision accident (traffic) V18.4
  - nontraffic V18.0
- noncollision accident (traffic) V18.9
  - nontraffic V18.2
  - while boarding or alighting V18.3
- nontraffic V19.3
- passenger
  - collision (with)
    - animal (traffic) V10.5
      - being ridden (traffic) V16.5
        - nontraffic V16.1
      - nontraffic V10.1
    - animal-drawn vehicle (traffic) V16.5
      - nontraffic V16.1
    - bus (traffic) V14.5

- nontraffic V14.1
- car (traffic) V13.5
  - nontraffic V13.1
- motor vehicle NOS (traffic) V19.50
  - nontraffic V19.10
  - specified type NEC (traffic) V19.59
    - nontraffic V19.19
- pedal cycle (traffic) V11.5
  - nontraffic V11.1
- pickup truck (traffic) V13.5
  - nontraffic V13.1
- railway vehicle (traffic) V15.5
  - nontraffic V15.1
- specified vehicle NEC (traffic) V16.5
  - nontraffic V16.1
- stationary object (traffic) V17.5
  - nontraffic V17.1
- streetcar (traffic) V16.5
  - nontraffic V16.1
- three wheeled motor vehicle (traffic) V12.5
  - nontraffic V12.1
- truck (traffic) V14.5
  - nontraffic V14.1
- two wheeled motor vehicle (traffic) V12.5
  - nontraffic V12.1
- van (traffic) V13.5
  - nontraffic V13.1
- noncollision accident (traffic) V18.5
  - nontraffic V18.1
- specified type NEC V19.88
  - military vehicle V19.81
- pedestrian

- conveyance (occupant) V09.9
  - baby stroller V00.828
    - collision (with) V09.9
      - animal being ridden or animal drawn vehicle V06.99
        - nontraffic V06.09
        - traffic V06.19
      - bus or heavy transport V04.99
        - nontraffic V04.09
        - traffic V04.19
      - car V03.99
        - nontraffic V03.09
        - traffic V03.19
      - pedal cycle V01.99
        - nontraffic V01.09
        - traffic V01.19
      - pick-up truck or van V03.99
        - nontraffic V03.09
        - traffic V03.19
      - railway (train) (vehicle) V05.99
        - nontraffic V05.09
        - traffic V05.19
      - streetcar V06.99
        - nontraffic V06.09
        - traffic V06.19
      - stationary object V00.822
      - two- or three-wheeled motor vehicle V02.99
        - nontraffic V02.09
        - traffic V02.19
      - vehicle V09.9
        - animal-drawn V06.99

- nontraffic V06.09
- traffic V06.19
- motor
  - nontraffic V09.00
  - traffic V09.20
- fall V00.821
- nontraffic V09.1
  - involving motor vehicle NEC V09.00
- traffic V09.3
  - involving motor vehicle NEC V09.20
- flat-bottomed NEC V00.388
- collision (with) V09.9
  - animal being ridden or animal drawn vehicle V06.99
    - nontraffic V06.09
    - traffic V06.19
  - bus or heavy transport V04.99
    - nontraffic V04.09
    - traffic V04.19
  - car V03.99
    - nontraffic V03.09
    - traffic V03.19
  - pedal cycle V01.99
    - nontraffic V01.09
    - traffic V01.19
  - pick-up truck or van V03.99
    - nontraffic V03.09
    - traffic V03.19
  - railway (train) (vehicle) V05.99
    - nontraffic V05.09
    - traffic V05.19
  - stationary object V00.382
  - streetcar V06.99

- nontraffic V06.09
- traffic V06.19
- two- or three-wheeled motor vehicle V02.99
  - nontraffic V02.09
  - traffic V02.19
- vehicle V09.9
  - animal-drawn V06.99
    - nontraffic V06.09
    - traffic V06.19
  - motor
    - nontraffic V09.00
    - traffic V09.20
- fall V00.381
- nontraffic V09.1
  - involving motor vehicle NEC V09.00
- snow
  - board — *see* Accident, transport, pedestrian, conveyance, snow board
  - ski — *see* Accident, transport, pedestrian, conveyance, skis (snow)
- traffic V09.3
  - involving motor vehicle NEC V09.20
- gliding type NEC V00.288
- collision (with) V09.9
  - animal being ridden or animal drawn vehicle V06.99
    - nontraffic V06.09
    - traffic V06.19
  - bus or heavy transport V04.99
    - nontraffic V04.09
    - traffic V04.19
  - car V03.99
    - nontraffic V03.09
    - traffic V03.19
  - pedal cycle V01.99

- nontraffic V01.09 ☑
- traffic V01.19 ☑
- pick-up truck or van V03.99 ☑
  - nontraffic V03.09 ☑
  - traffic V03.19 ☑
- railway (train) (vehicle) V05.99 ☑
  - nontraffic V05.09 ☑
  - traffic V05.19 ☑
- stationary object V00.282 ☑
- streetcar V06.99 ☑
  - nontraffic V06.09 ☑
  - traffic V06.19 ☑
- two- or three-wheeled motor vehicle V02.99 ☑
  - nontraffic V02.09 ☑
  - traffic V02.19 ☑
- vehicle V09.9 ☑
  - animal-drawn V06.99 ☑
    - nontraffic V06.09 ☑
    - traffic V06.19 ☑
  - motor
    - nontraffic V09.00 ☑
    - traffic V09.20 ☑
- fall V00.281 ☑
- heelies — *see* Accident, transport, pedestrian, conveyance, heelies
- ice skate — *see* Accident, transport, pedestrian, conveyance, ice skate
- nontraffic V09.1 ☑
  - involving motor vehicle NEC V09.00 ☑
- sled — *see* Accident, transport, pedestrian, conveyance, sled
- traffic V09.3 ☑
  - involving motor vehicle NEC V09.20 ☑
  - wheelies — *see* Accident, transport, pedestrian, conveyance, heelies

- heelies V00.158 ☑
  - colliding with stationary object V00.152 ☑
  - fall V00.151 ☑
- hoverboard
  - collision with
    - animal being ridden or animal drawn vehicle V06.938 ☑
      - nontraffic V06.038 ☑
      - traffic V06.138 ☑
    - bus or heavy transport V04.938 ☑
      - nontraffic V04.038 ☑
      - traffic V04.138 ☑
    - car V03.938 ☑
      - nontraffic V03.038 ☑
      - traffic V03.138 ☑
    - pedal cycle V01.938 ☑
      - nontraffic V01.038 ☑
      - traffic V01.138 ☑
    - pick-up or van V03.938 ☑
      - nontraffic V03.038 ☑
      - traffic V03.138 ☑
    - railway (train) (vehicle) V05.938 ☑
      - nontraffic V05.038 ☑
      - traffic V05.138 ☑
    - streetcar V06.938 ☑
      - nontraffic V06.038 ☑
      - traffic V06.138 ☑
    - three-wheeled motor vehicle V02.938 ☑
      - nontraffic V02.038 ☑
      - traffic V02.138 ☑
    - two-wheeled motor vehicle V02.938 ☑
      - nontraffic V02.038 ☑
      - traffic V02.138 ☑

- vehicle, nonmotor, specified NEC V06.938
  - nontraffic V06.038
  - traffic V06.138
- fall V00.848
- ice skates V00.218
- collision (with) V09.9
  - animal being ridden or animal drawn vehicle V06.99
    - nontraffic V06.09
    - traffic V06.19
  - bus or heavy transport V04.99
    - nontraffic V04.09
    - traffic V04.19
  - car V03.99
    - nontraffic V03.09
    - traffic V03.19
  - pedal cycle V01.99
    - nontraffic V01.09
    - traffic V01.19
  - pick-up truck or van V03.99
    - nontraffic V03.09
    - traffic V03.19
  - railway (train) (vehicle) V05.99
    - nontraffic V05.09
    - traffic V05.19
  - streetcar V06.99
    - nontraffic V06.09
    - traffic V06.19
  - stationary object V00.212
  - two- or three-wheeled motor vehicle V02.99
    - nontraffic V02.09
    - traffic V02.19

- vehicle V09.9
  - animal-drawn V06.99
    - nontraffic V06.09
    - traffic V06.19
  - motor
    - nontraffic V09.00
    - traffic V09.20
- fall V00.211
- nontraffic V09.1
  - involving motor vehicle NEC V09.00
- traffic V09.3
  - involving motor vehicle NEC V09.20

- motorized mobility scooter V00.838
  - collision with stationary object V00.832
  - fall from V00.831
- nontraffic V09.1
  - involving motor vehicle V09.00
    - military V09.01
    - specified type NEC V09.09
- roller skates (non in-line) V00.128
  - collision (with) V09.9
    - animal being ridden or animal drawn vehicle V06.91
      - nontraffic V06.01
      - traffic V06.11
    - bus or heavy transport V04.91
      - nontraffic V04.01
      - traffic V04.11
    - car V03.91
      - nontraffic V03.01
      - traffic V03.11
    - pedal cycle V01.91

- nontraffic V01.01
- traffic V01.11
- pick-up truck or van V03.91
  - nontraffic V03.01
  - traffic V03.11
- railway (train) (vehicle) V05.91
  - nontraffic V05.01
  - traffic V05.11
- streetcar V06.91
  - nontraffic V06.01
  - traffic V06.11
- stationary object V00.122
- two- or three-wheeled motor vehicle V02.91
  - nontraffic V02.01
  - traffic V02.11
- vehicle V09.9
  - animal-drawn V06.91
    - nontraffic V06.01
    - traffic V06.11
  - motor
    - nontraffic V09.00
    - traffic V09.20
- fall V00.121
- in-line V00.118
- collision (*see also* Accident, transport, pedestrian, conveyance occupant, roller skates, collision)
  - with stationary object V00.112
- fall V00.111
- nontraffic V09.1
  - involving motor vehicle NEC V09.00
- traffic V09.3
  - involving motor vehicle NEC V09.20
- rolling shoes V00.158

- colliding with stationary object V00.152 ☑
- fall V00.151 ☑
- rolling type NEC V00.188 ☑
  - collision (with) V09.9 ☑
    - animal being ridden or animal drawn vehicle V06.99 ☑
      - nontraffic V06.09 ☑
      - traffic V06.19 ☑
    - bus or heavy transport V04.99 ☑
      - nontraffic V04.09 ☑
      - traffic V04.19 ☑
    - car V03.99 ☑
      - nontraffic V03.09 ☑
      - traffic V03.19 ☑
    - pedal cycle V01.99 ☑
      - nontraffic V01.09 ☑
      - traffic V01.19 ☑
    - pick-up truck or van V03.99 ☑
      - nontraffic V03.09 ☑
      - traffic V03.19 ☑
    - railway (train) (vehicle) V05.99 ☑
      - nontraffic V05.09 ☑
      - traffic V05.19 ☑
    - stationary object V00.182 ☑
    - streetcar V06.99 ☑
      - nontraffic V06.09 ☑
      - traffic V06.19 ☑
    - two- or three-wheeled motor vehicle V02.99 ☑
      - nontraffic V02.09 ☑
      - traffic V02.19 ☑
    - vehicle V09.9 ☑
      - animal-drawn V06.99 ☑

- nontraffic V06.09
- traffic V06.19
- motor
  - nontraffic V09.00
  - traffic V09.20
- fall V00.181
- in-line roller skate — *see* Accident, transport, pedestrian, conveyance, roller skate, in-line
- nontraffic V09.1
  - involving motor vehicle NEC V09.00
- roller skate — *see* Accident, transport, pedestrian, conveyance, roller skate
- scooter (non-motorized) — *see* Accident, transport, pedestrian, conveyance, scooter
- skateboard — *see* Accident, transport, pedestrian, conveyance, skateboard
- traffic V09.3
  - involving motor vehicle NEC V09.20

scooter (non-motorized) V00.148
- collision (with) V09.9
  - animal being ridden or animal drawn vehicle V06.99
    - nontraffic V06.09
    - traffic V06.19
  - bus or heavy transport V04.99
    - nontraffic V04.09
    - traffic V04.19
  - car V03.99
    - nontraffic V03.09
    - traffic V03.19
  - pedal cycle V01.99
    - nontraffic V01.09
    - traffic V01.19
  - pick-up truck or van V03.99
    - nontraffic V03.09
    - traffic V03.19
  - railway (train) (vehicle) V05.99

- nontraffic V05.09 ☑
- traffic V05.19 ☑
- streetcar V06.99 ☑
  - nontraffic V06.09 ☑
  - traffic V06.19 ☑
- stationary object V00.142 ☑
- two- or three-wheeled motor vehicle V02.99 ☑
  - nontraffic V02.09 ☑
  - traffic V02.19 ☑
- vehicle V09.9 ☑
  - animal-drawn V06.99 ☑
    - nontraffic V06.09 ☑
    - traffic V06.19 ☑
  - motor
    - nontraffic V09.00 ☑
    - traffic V09.20 ☑
- fall V00.141 ☑
- nontraffic V09.1 ☑
  - involving motor vehicle NEC V09.00 ☑
- traffic V09.3 ☑
  - involving motor vehicle NEC V09.20 ☑

Segway

- collision with
  - animal being ridden or animal drawn vehicle V06.938 ☑
    - nontraffic V06.038 ☑
    - traffic V06.138 ☑
  - bus or heavy transport V04.938 ☑
    - nontraffic V04.038 ☑
    - traffic V04.138 ☑
  - car V03.938 ☑

- nontraffic V03.038
- traffic V03.138
- pedal cycle V01.938
  - nontraffic V01.038
  - traffic V01.138
- pick-up or van V03.938
  - nontraffic V03.038
  - traffic V03.138
- railway (train) (vehicle) V05.938
  - nontraffic V05.038
  - traffic V05.138
- streetcar V06.938
  - nontraffic V06.038
  - traffic V06.138
- three-wheeled motor vehicle V02.938
  - nontraffic V02.038
  - traffic V02.138
- two-wheeled motor vehicle V02.938
  - nontraffic V02.038
  - traffic V02.138
- vehicle, nonmotor, specified NEC V06.938
  - nontraffic V06.038
  - traffic V06.138
- fall V00.848

skateboard V00.138

- collision (with) V09.9
  - animal being ridden or animal drawn vehicle V06.92
    - nontraffic V06.02
    - traffic V06.12
  - bus or heavy transport V04.92
    - nontraffic V04.02
    - traffic V04.12

- car V03.92 ☑
  - nontraffic V03.02 ☑
  - traffic V03.12 ☑
- pedal cycle V01.92 ☑
  - nontraffic V01.02 ☑
  - traffic V01.12 ☑
- pick-up truck or van V03.92 ☑
  - nontraffic V03.02 ☑
  - traffic V03.12 ☑
- railway (train) (vehicle) V05.92 ☑
  - nontraffic V05.02 ☑
  - traffic V05.12 ☑
- streetcar V06.92 ☑
  - nontraffic V06.02 ☑
  - traffic V06.12 ☑
- stationary object V00.132 ☑
- two- or three-wheeled motor vehicle V02.92 ☑
  - nontraffic V02.02 ☑
  - traffic V02.12 ☑
- vehicle V09.9 ☑
  - animal-drawn V06.92 ☑
    - nontraffic V06.02 ☑
    - traffic V06.12 ☑
  - motor
    - nontraffic V09.00 ☑
    - traffic V09.20 ☑
- fall V00.131 ☑
- nontraffic V09.1 ☑
  - involving motor vehicle NEC V09.00 ☑
- traffic V09.3 ☑
  - involving motor vehicle NEC V09.20 ☑
- sled V00.228 ☑

- collision (with) V09.9
  - animal being ridden or animal drawn vehicle V06.99
    - nontraffic V06.09
    - traffic V06.19
  - bus or heavy transport V04.99
    - nontraffic V04.09
    - traffic V04.19
  - car V03.99
    - nontraffic V03.09
    - traffic V03.19
  - pedal cycle V01.99
    - nontraffic V01.09
    - traffic V01.19
  - pick-up truck or van V03.99
    - nontraffic V03.09
    - traffic V03.19
  - railway (train) (vehicle) V05.99
    - nontraffic V05.09
    - traffic V05.19
  - streetcar V06.99
    - nontraffic V06.09
    - traffic V06.19
  - stationary object V00.222
  - two- or three-wheeled motor vehicle V02.99
    - nontraffic V02.09
    - traffic V02.19
  - vehicle V09.9
    - animal-drawn V06.99
      - nontraffic V06.09
      - traffic V06.19
    - motor

- nontraffic V09.00 ☑
- traffic V09.20 ☑
- fall V00.221 ☑
- nontraffic V09.1 ☑
  - involving motor vehicle NEC V09.00 ☑
- traffic V09.3 ☑
  - involving motor vehicle NEC V09.20 ☑
- skis (snow) V00.328 ☑
- collision (with) V09.9 ☑
  - animal being ridden or animal drawn vehicle V06.99 ☑
    - nontraffic V06.09 ☑
    - traffic V06.19 ☑
  - bus or heavy transport V04.99 ☑
    - nontraffic V04.09 ☑
    - traffic V04.19 ☑
  - car V03.99 ☑
    - nontraffic V03.09 ☑
    - traffic V03.19 ☑
  - pedal cycle V01.99 ☑
    - nontraffic V01.09 ☑
    - traffic V01.19 ☑
  - pick-up truck or van V03.99 ☑
    - nontraffic V03.09 ☑
    - traffic V03.19 ☑
  - railway (train) (vehicle) V05.99 ☑
    - nontraffic V05.09 ☑
    - traffic V05.19 ☑
  - streetcar V06.99 ☑
    - nontraffic V06.09 ☑
    - traffic V06.19 ☑

- stationary object V00.322 ☑
- two- or three-wheeled motor vehicle V02.99 ☑
  - nontraffic V02.09 ☑
  - traffic V02.19 ☑
- vehicle V09.9 ☑
  - animal-drawn V06.99 ☑
    - nontraffic V06.09 ☑
    - traffic V06.19 ☑
  - motor
    - nontraffic V09.00 ☑
    - traffic V09.20 ☑
- fall V00.321 ☑
- nontraffic V09.1 ☑
  - involving motor vehicle NEC V09.00 ☑
- traffic V09.3 ☑
  - involving motor vehicle NEC V09.20 ☑
- snow board V00.318 ☑
- collision (with) V09.9 ☑
  - animal being ridden or animal drawn vehicle V06.99 ☑
    - nontraffic V06.09 ☑
    - traffic V06.19 ☑
  - bus or heavy transport V04.99 ☑
    - nontraffic V04.09 ☑
    - traffic V04.19 ☑
  - car V03.99 ☑
    - nontraffic V03.09 ☑
    - traffic V03.19 ☑
  - pedal cycle V01.99 ☑
    - nontraffic V01.09 ☑
    - traffic V01.19 ☑
  - pick-up truck or van V03.99 ☑
    - nontraffic V03.09 ☑
    - traffic V03.19 ☑

- railway (train) (vehicle) V05.99 ☑
  - nontraffic V05.09 ☑
  - traffic V05.19 ☑
- streetcar V06.99 ☑
  - nontraffic V06.09 ☑
  - traffic V06.19 ☑
- stationary object V00.312 ☑
- two- or three-wheeled motor vehicle V02.99 ☑
  - nontraffic V02.09 ☑
  - traffic V02.19 ☑
- vehicle V09.9 ☑
  - animal-drawn V06.99 ☑
    - nontraffic V06.09 ☑
    - traffic V06.19 ☑
  - motor
    - nontraffic V09.00 ☑
    - traffic V09.20 ☑
- fall V00.311 ☑
- nontraffic V09.1 ☑
  - involving motor vehicle NEC V09.00 ☑
- traffic V09.3 ☑
  - involving motor vehicle NEC V09.20 ☑
- specified type NEC V00.898 ☑
- collision (with) V09.9 ☑
  - animal being ridden or animal drawn vehicle V06.99 ☑
    - nontraffic V06.09 ☑
    - traffic V06.19 ☑
  - bus or heavy transport V04.99 ☑
    - nontraffic V04.09 ☑
    - traffic V04.19 ☑
  - car V03.99 ☑

- nontraffic V03.09 ☑
- traffic V03.19 ☑
- pedal cycle V01.99 ☑
  - nontraffic V01.09 ☑
  - traffic V01.19 ☑
- pick-up truck or van V03.99 ☑
  - nontraffic V03.09 ☑
  - traffic V03.19 ☑
- railway (train) (vehicle) V05.99 ☑
  - nontraffic V05.09 ☑
  - traffic V05.19 ☑
- streetcar V06.99 ☑
  - nontraffic V06.09 ☑
  - traffic V06.19 ☑
- stationary object V00.892 ☑
- two- or three-wheeled motor vehicle V02.99 ☑
  - nontraffic V02.09 ☑
  - traffic V02.19 ☑
- vehicle V09.9 ☑
  - animal-drawn V06.99 ☑
    - nontraffic V06.09 ☑
    - traffic V06.19 ☑
  - motor
    - nontraffic V09.00 ☑
    - traffic V09.20 ☑
- fall V00.891 ☑
- nontraffic V09.1 ☑
  - involving motor vehicle NEC V09.00 ☑
- traffic V09.3 ☑
  - involving motor vehicle NEC V09.20 ☑

standing

- electric scooter

- collision with
  - animal being ridden or animal drawn vehicle V06.931 ☑
    - nontraffic V06.031 ☑
    - traffic V06.131 ☑
  - bus or heavy transport V04.931 ☑
    - nontraffic V04.031 ☑
    - traffic V04.131 ☑
  - car V03.931 ☑
    - nontraffic V03.031 ☑
    - traffic V03.131 ☑
  - pedal cycle V01.931 ☑
    - nontraffic V01.031 ☑
    - traffic V01.131 ☑
  - pick-up or van V03.931 ☑
    - nontraffic V03.031 ☑
    - traffic V03.131 ☑
  - railway (train) (vehicle) V05.931 ☑
    - nontraffic V05.031 ☑
    - traffic V05.131 ☑
  - streetcar V06.931 ☑
    - nontraffic V06.031 ☑
    - traffic V06.131 ☑
  - three-wheeled motor vehicle V02.931 ☑
    - nontraffic V02.031 ☑
    - traffic V02.131 ☑
  - two-wheeled motor vehicle V02.931 ☑
    - nontraffic V02.031 ☑
    - traffic V02.131 ☑
  - vehicle, nonmotor, specified NEC V06.931 ☑
    - nontraffic V06.031 ☑
    - traffic V06.131 ☑

- fall V00.841 ☑
- micro-mobility pedestrian conveyance
  - collision with
    - animal being ridden or animal drawn vehicle V06.938 ☑
      - nontraffic V06.038 ☑
      - traffic V06.138 ☑
    - bus or heavy transport V04.938 ☑
      - nontraffic V04.038 ☑
      - traffic V04.138 ☑
    - car V03.938 ☑
      - nontraffic V03.038 ☑
      - traffic V03.138 ☑
    - pedal cycle V01.938 ☑
      - nontraffic V01.038 ☑
      - traffic V01.138 ☑
    - pick-up or van V03.938 ☑
      - nontraffic V03.038 ☑
      - traffic V03.138 ☑
    - railway (train) (vehicle) V05.938 ☑
      - nontraffic V05.038 ☑
      - traffic V05.138 ☑
    - stationary object V00.842 ☑
    - streetcar V06.938 ☑
      - nontraffic V06.038 ☑
      - traffic V06.138 ☑
    - three-wheeled motor vehicle V02.938 ☑
      - nontraffic V02.038 ☑
      - traffic V02.138 ☑
    - two-wheeled motor vehicle V02.938 ☑
      - nontraffic V02.038 ☑
      - traffic V02.138 ☑

- vehicle, nonmotor, specified NEC V06.938
  - nontraffic V06.038
  - traffic V06.138
- fall V00.848

traffic V09.3
- involving motor vehicle V09.20
  - military V09.21
  - specified type NEC V09.29

wheelchair (powered) V00.818
- collision (with) V09.9
  - animal being ridden or animal drawn vehicle V06.99
    - nontraffic V06.09
    - traffic V06.19
  - bus or heavy transport V04.99
    - nontraffic V04.09
    - traffic V04.19
  - car V03.99
    - nontraffic V03.09
    - traffic V03.19
  - pedal cycle V01.99
    - nontraffic V01.09
    - traffic V01.19
  - pick-up truck or van V03.99
    - nontraffic V03.09
    - traffic V03.19
  - railway (train) (vehicle) V05.99
    - nontraffic V05.09
    - traffic V05.19
  - streetcar V06.99
    - nontraffic V06.09
    - traffic V06.19

- stationary object V00.812
- two- or three-wheeled motor vehicle V02.99
  - nontraffic V02.09
  - traffic V02.19
- vehicle V09.9
  - animal-drawn V06.99
    - nontraffic V06.09
    - traffic V06.19
  - motor
    - nontraffic V09.00
    - traffic V09.20
- fall V00.811
- nontraffic V09.1
  - involving motor vehicle NEC V09.00
- traffic V09.3
  - involving motor vehicle NEC V09.20
- wheeled shoe V00.158
  - colliding with stationary object V00.152
  - fall V00.151

on foot (*see also* Accident, pedestrian)
- collision (with)
  - animal being ridden or animal drawn vehicle V06.90
    - nontraffic V06.00
    - traffic V06.10
  - bus or heavy transport V04.90
    - nontraffic V04.00
    - traffic V04.10
  - car V03.90
    - nontraffic V03.00
    - traffic V03.10
  - pedal cycle V01.90

- nontraffic V01.00
- traffic V01.10
- pick-up truck or van V03.90
  - nontraffic V03.00
  - traffic V03.10
- railway (train) (vehicle) V05.90
  - nontraffic V05.00
  - traffic V05.10
- streetcar V06.90
  - nontraffic V06.00
  - traffic V06.10
- two- or three-wheeled motor vehicle V02.90
  - nontraffic V02.00
  - traffic V02.10
- vehicle V09.9
  - animal-drawn V06.90
    - nontraffic V06.00
    - traffic V06.10
  - motor
    - nontraffic V09.00
    - traffic V09.20
- nontraffic V09.1
  - involving motor vehicle V09.00
    - military V09.01
    - specified type NEC V09.09
- traffic V09.3
  - involving motor vehicle V09.20
    - military V09.21
    - specified type NEC V09.29

person NEC (unknown way or transportation) V99

collision (between)

bus (with)

- heavy transport vehicle (traffic) V87.5
  - nontraffic V88.5
- car (with)
  - nontraffic V88.5
  - bus (traffic) V87.3
    - nontraffic V88.3
  - heavy transport vehicle (traffic) V87.4
    - nontraffic V88.4
  - pick-up truck or van (traffic) V87.2
    - nontraffic V88.2
  - train or railway vehicle (traffic) V87.6
    - nontraffic V88.6
  - two-or three-wheeled motor vehicle (traffic) V87.0
    - nontraffic V88.0
- motor vehicle (traffic) NEC V87.7
  - nontraffic V88.7
- two-or three-wheeled vehicle (with) (traffic)
  - motor vehicle NEC V87.1
    - nontraffic V88.1
- nonmotor vehicle (collision) (noncollision) (traffic) V87.9
  - nontraffic V88.9

pickup truck occupant V59.9
- collision (with)
  - animal (traffic) V50.9
    - being ridden (traffic) V56.9
      - nontraffic V56.3
      - while boarding or alighting V56.4
    - nontraffic V50.3
    - while boarding or alighting V50.4
  - animal-drawn vehicle (traffic) V56.9
    - nontraffic V56.3
    - while boarding or alighting V56.4

- bus (traffic) V54.9
  - nontraffic V54.3
  - while boarding or alighting V54.4
- car (traffic) V53.9
  - nontraffic V53.3
  - while boarding or alighting V53.4
- motor vehicle NOS (traffic) V59.60
  - nontraffic V59.20
  - specified type NEC (traffic) V59.69
    - nontraffic V59.29
- pedal cycle (traffic) V51.9
  - nontraffic V51.3
  - while boarding or alighting V51.4
- pickup truck (traffic) V53.9
  - nontraffic V53.3
  - while boarding or alighting V53.4
- railway vehicle (traffic) V55.9
  - nontraffic V55.3
  - while boarding or alighting V55.4
- specified vehicle NEC (traffic) V56.9
  - nontraffic V56.3
  - while boarding or alighting V56.4
- stationary object (traffic) V57.9
  - nontraffic V57.3
  - while boarding or alighting V57.4
- streetcar (traffic) V56.9
  - nontraffic V56.3
  - while boarding or alighting V56.4
- three wheeled motor vehicle (traffic) V52.9
  - nontraffic V52.3
  - while boarding or alighting V52.4

- truck (traffic) V54.9 ☑
  - nontraffic V54.3 ☑
  - while boarding or alighting V54.4 ☑
- two wheeled motor vehicle (traffic) V52.9 ☑
  - nontraffic V52.3 ☑
  - while boarding or alighting V52.4 ☑
- van (traffic) V53.9 ☑
  - nontraffic V53.3 ☑
  - while boarding or alighting V53.4 ☑

driver

- collision (with)
  - animal (traffic) V50.5 ☑
    - being ridden (traffic) V56.5 ☑
      - nontraffic V56.0 ☑
    - nontraffic V50.0 ☑
  - animal-drawn vehicle (traffic) V56.5 ☑
    - nontraffic V56.0 ☑
  - bus (traffic) V54.5 ☑
    - nontraffic V54.0 ☑
  - car (traffic) V53.5 ☑
    - nontraffic V53.0 ☑
  - motor vehicle NOS (traffic) V59.40 ☑
    - nontraffic V59.00 ☑
    - specified type NEC (traffic) V59.49 ☑
      - nontraffic V59.09 ☑
  - pedal cycle (traffic) V51.5 ☑
    - nontraffic V51.0 ☑
  - pickup truck (traffic) V53.5 ☑
    - nontraffic V53.0 ☑
  - railway vehicle (traffic) V55.5 ☑
    - nontraffic V55.0 ☑
  - specified vehicle NEC (traffic) V56.5 ☑

- nontraffic V56.0
- stationary object (traffic) V57.5
  - nontraffic V57.0
- streetcar (traffic) V56.5
  - nontraffic V56.0
- three wheeled motor vehicle (traffic) V52.5
  - nontraffic V52.0
- truck (traffic) V54.5
  - nontraffic V54.0
- two wheeled motor vehicle (traffic) V52.5
  - nontraffic V52.0
- van (traffic) V53.5
  - nontraffic V53.0
- noncollision accident (traffic) V58.5
  - nontraffic V58.0
- noncollision accident (traffic) V58.9
  - nontraffic V58.3
  - while boarding or alighting V58.4
- nontraffic V59.3
- hanger-on
  - collision (with)
    - animal (traffic) V50.7
      - being ridden (traffic) V56.7
        - nontraffic V56.2
      - nontraffic V50.2
    - animal-drawn vehicle (traffic) V56.7
      - nontraffic V56.2
    - bus (traffic) V54.7
      - nontraffic V54.2
    - car (traffic) V53.7
      - nontraffic V53.2

- pedal cycle (traffic) V51.7
  - nontraffic V51.2
- pickup truck (traffic) V53.7
  - nontraffic V53.2
- railway vehicle (traffic) V55.7
  - nontraffic V55.2
- specified vehicle NEC (traffic) V56.7
  - nontraffic V56.2
- stationary object (traffic) V57.7
  - nontraffic V57.2
- streetcar (traffic) V56.7
  - nontraffic V56.2
- three wheeled motor vehicle (traffic) V52.7
  - nontraffic V52.2
- truck (traffic) V54.7
  - nontraffic V54.2
- two wheeled motor vehicle (traffic) V52.7
  - nontraffic V52.2
- van (traffic) V53.7
  - nontraffic V53.2
- noncollision accident (traffic) V58.7
  - nontraffic V58.2
- passenger
  - collision (with)
    - animal (traffic) V50.6
      - being ridden (traffic) V56.6
        - nontraffic V56.1
      - nontraffic V50.1
    - animal-drawn vehicle (traffic) V56.6
      - nontraffic V56.1
    - bus (traffic) V54.6

- nontraffic V54.1
- car (traffic) V53.6
  - nontraffic V53.1
- motor vehicle NOS (traffic) V59.50
  - nontraffic V59.10
  - specified type NEC (traffic) V59.59
    - nontraffic V59.19
- pedal cycle (traffic) V51.6
  - nontraffic V51.1
- pickup truck (traffic) V53.6
  - nontraffic V53.1
- railway vehicle (traffic) V55.6
  - nontraffic V55.1
- specified vehicle NEC (traffic) V56.6
  - nontraffic V56.1
- stationary object (traffic) V57.6
  - nontraffic V57.1
- streetcar (traffic) V56.6
  - nontraffic V56.1
- three wheeled motor vehicle (traffic) V52.6
  - nontraffic V52.1
- truck (traffic) V54.6
  - nontraffic V54.1
- two wheeled motor vehicle (traffic) V52.6
  - nontraffic V52.1
- van (traffic) V53.6
  - nontraffic V53.1
- noncollision accident (traffic) V58.6
  - nontraffic V58.1
- specified type NEC V59.88
  - military vehicle V59.81

- quarry truck — *see* Accident, transport, industrial vehicle occupant
- race car — *see* Accident, transport, motor vehicle NEC occupant
- railway vehicle occupant V81.9 ☑
  - collision (with) V81.3 ☑
    - motor vehicle (non-military) (traffic) V81.1 ☑
      - military V81.83 ☑
      - nontraffic V81.0 ☑
    - rolling stock V81.2 ☑
    - specified object NEC V81.3 ☑
  - during derailment V81.7 ☑
    - with antecedent collision — *see* Accident, transport, railway vehicle occupant, collision
  - explosion V81.81 ☑
  - fall (in railway vehicle) V81.5 ☑
    - during derailment V81.7 ☑
      - with antecedent collision — *see* Accident, transport, railway vehicle occupant, collision
    - from railway vehicle V81.6 ☑
      - during derailment V81.7 ☑
        - with antecedent collision — *see* Accident, transport, railway vehicle occupant, collision
    - while boarding or alighting V81.4 ☑
  - fire V81.81 ☑
  - object falling onto train V81.82 ☑
  - specified type NEC V81.89 ☑
  - while boarding or alighting V81.4 ☑
- Segway V00.848 ☑
- ski lift V98.3 ☑
- snowmobile occupant (nontraffic) V86.92 ☑
  - driver V86.52 ☑
  - hanger-on V86.72 ☑
  - passenger V86.62 ☑
  - traffic V86.32 ☑

- driver V86.02
- hanger-on V86.22
- passenger V86.12
- while boarding or alighting V86.42

specified NEC V98.8

sport utility vehicle occupant (*see also* Accident, transport, pickup truck occupant)

streetcar occupant V82.9
- collision (with) V82.3
  - motor vehicle (traffic) V82.1
    - nontraffic V82.0
  - rolling stock V82.2
- during derailment V82.7
  - with antecedent collision — *see* Accident, transport, streetcar occupant, collision
- fall (in streetcar) V82.5
  - during derailment V82.7
    - with antecedent collision — *see* Accident, transport, streetcar occupant, collision
  - from streetcar V82.6
    - during derailment V82.7
      - with antecedent collision — *see* Accident, transport, streetcar occupant, collision
    - while boarding or alighting V82.4
  - while boarding or alighting V82.4
- specified type NEC V82.8
- while boarding or alighting V82.4

three-wheeled motor vehicle occupant V39.9
- collision (with)
  - animal (traffic) V30.9
    - being ridden (traffic) V36.9
      - nontraffic V36.3
      - while boarding or alighting V36.4
    - nontraffic V30.3
    - while boarding or alighting V30.4

- animal-drawn vehicle (traffic) V36.9
  - nontraffic V36.3
  - while boarding or alighting V36.4
- bus (traffic) V34.9
  - nontraffic V34.3
  - while boarding or alighting V34.4
- car (traffic) V33.9
  - nontraffic V33.3
  - while boarding or alighting V33.4
- motor vehicle NOS (traffic) V39.60
  - nontraffic V39.20
  - specified type NEC (traffic) V39.69
    - nontraffic V39.29
- pedal cycle (traffic) V31.9
  - nontraffic V31.3
  - while boarding or alighting V31.4
- pickup truck (traffic) V33.9
  - nontraffic V33.3
  - while boarding or alighting V33.4
- railway vehicle (traffic) V35.9
  - nontraffic V35.3
  - while boarding or alighting V35.4
- specified vehicle NEC (traffic) V36.9
  - nontraffic V36.3
  - while boarding or alighting V36.4
- stationary object (traffic) V37.9
  - nontraffic V37.3
  - while boarding or alighting V37.4
- streetcar (traffic) V36.9
  - nontraffic V36.3
  - while boarding or alighting V36.4

- three wheeled motor vehicle (traffic) V32.9
  - nontraffic V32.3
  - while boarding or alighting V32.4
- truck (traffic) V34.9
  - nontraffic V34.3
  - while boarding or alighting V34.4
- two wheeled motor vehicle (traffic) V32.9
  - nontraffic V32.3
  - while boarding or alighting V32.4
- van (traffic) V33.9
  - nontraffic V33.3
  - while boarding or alighting V33.4

driver

- collision (with)
  - animal (traffic) V30.5
    - being ridden (traffic) V36.5
      - nontraffic V36.0
    - nontraffic V30.0
  - animal-drawn vehicle (traffic) V36.5
    - nontraffic V36.0
  - bus (traffic) V34.5
    - nontraffic V34.0
  - car (traffic) V33.5
    - nontraffic V33.0
  - motor vehicle NOS (traffic) V39.40
    - nontraffic V39.00
    - specified type NEC (traffic) V39.49
      - nontraffic V39.09
  - pedal cycle (traffic) V31.5
    - nontraffic V31.0
  - pickup truck (traffic) V33.5
    - nontraffic V33.0

- railway vehicle (traffic) V35.5
  - nontraffic V35.0
- specified vehicle NEC (traffic) V36.5
  - nontraffic V36.0
- stationary object (traffic) V37.5
  - nontraffic V37.0
- streetcar (traffic) V36.5
  - nontraffic V36.0
- three wheeled motor vehicle (traffic) V32.5
  - nontraffic V32.0
- truck (traffic) V34.5
  - nontraffic V34.0
- two wheeled motor vehicle (traffic) V32.5
  - nontraffic V32.0
- van (traffic) V33.5
  - nontraffic V33.0
- noncollision accident (traffic) V38.5
  - nontraffic V38.0
- noncollision accident (traffic) V38.9
  - nontraffic V38.3
  - while boarding or alighting V38.4
- nontraffic V39.3
- hanger-on
  - collision (with)
    - animal (traffic) V30.7
      - being ridden (traffic) V36.7
        - nontraffic V36.2
      - nontraffic V30.2
    - animal-drawn vehicle (traffic) V36.7
      - nontraffic V36.2
    - bus (traffic) V34.7

- nontraffic V34.2
- car (traffic) V33.7
  - nontraffic V33.2
- pedal cycle (traffic) V31.7
  - nontraffic V31.2
- pickup truck (traffic) V33.7
  - nontraffic V33.2
- railway vehicle (traffic) V35.7
  - nontraffic V35.2
- specified vehicle NEC (traffic) V36.7
  - nontraffic V36.2
- stationary object (traffic) V37.7
  - nontraffic V37.2
- streetcar (traffic) V36.7
  - nontraffic V36.2
- three wheeled motor vehicle (traffic) V32.7
  - nontraffic V32.2
- truck (traffic) V34.7
  - nontraffic V34.2
- two wheeled motor vehicle (traffic) V32.7
  - nontraffic V32.2
- van (traffic) V33.7
  - nontraffic V33.2
- noncollision accident (traffic) V38.7
  - nontraffic V38.2
- passenger
  - collision (with)
    - animal (traffic) V30.6
      - being ridden (traffic) V36.6
        - nontraffic V36.1
      - nontraffic V30.1

- animal-drawn vehicle (traffic) V36.6
  - nontraffic V36.1
- bus (traffic) V34.6
  - nontraffic V34.1
- car (traffic) V33.6
  - nontraffic V33.1
- motor vehicle NOS (traffic) V39.50
  - nontraffic V39.10
  - specified type NEC (traffic) V39.59
    - nontraffic V39.19
- pedal cycle (traffic) V31.6
  - nontraffic V31.1
- pickup truck (traffic) V33.6
  - nontraffic V33.1
- railway vehicle (traffic) V35.6
  - nontraffic V35.1
- specified vehicle NEC (traffic) V36.6
  - nontraffic V36.1
- stationary object (traffic) V37.6
  - nontraffic V37.1
- streetcar (traffic) V36.6
  - nontraffic V36.1
- three wheeled motor vehicle (traffic) V32.6
  - nontraffic V32.1
- truck (traffic) V34.6
  - nontraffic V34.1
- two wheeled motor vehicle (traffic) V32.6
  - nontraffic V32.1
- van (traffic) V33.6
  - nontraffic V33.1

noncollision accident (traffic) V38.6

- nontraffic V38.1

- specified type NEC V39.89 ☑
  - military vehicle V39.81 ☑
- tractor (farm) (and trailer) — *see* Accident, transport, agricultural vehicle occupant
- tram — *see* Accident, transport, streetcar
  - in mine or quarry — *see* Accident, transport, industrial vehicle occupant
- trolley — *see* Accident, transport, streetcar
  - in mine or quarry — *see* Accident, transport, industrial vehicle occupant
- truck (heavy) occupant V69.9 ☑
  - collision (with)
    - animal (traffic) V60.9 ☑
      - being ridden (traffic) V66.9 ☑
        - nontraffic V66.3 ☑
        - while boarding or alighting V66.4 ☑
      - nontraffic V60.3 ☑
      - while boarding or alighting V60.4 ☑
    - animal-drawn vehicle (traffic) V66.9 ☑
      - nontraffic V66.3 ☑
      - while boarding or alighting V66.4 ☑
    - bus (traffic) V64.9 ☑
      - nontraffic V64.3 ☑
      - while boarding or alighting V64.4 ☑
    - car (traffic) V63.9 ☑
      - nontraffic V63.3 ☑
      - while boarding or alighting V63.4 ☑
    - motor vehicle NOS (traffic) V69.60 ☑
      - nontraffic V69.20 ☑
      - specified type NEC (traffic) V69.69 ☑
        - nontraffic V69.29 ☑
    - pedal cycle (traffic) V61.9 ☑
      - nontraffic V61.3 ☑
      - while boarding or alighting V61.4 ☑

- pickup truck (traffic) V63.9
  - nontraffic V63.3
  - while boarding or alighting V63.4
- railway vehicle (traffic) V65.9
  - nontraffic V65.3
  - while boarding or alighting V65.4
- specified vehicle NEC (traffic) V66.9
  - nontraffic V66.3
  - while boarding or alighting V66.4
- stationary object (traffic) V67.9
  - nontraffic V67.3
  - while boarding or alighting V67.4
- streetcar (traffic) V66.9
  - nontraffic V66.3
  - while boarding or alighting V66.4
- three wheeled motor vehicle (traffic) V62.9
  - nontraffic V62.3
  - while boarding or alighting V62.4
- truck (traffic) V64.9
  - nontraffic V64.3
  - while boarding or alighting V64.4
- two wheeled motor vehicle (traffic) V62.9
  - nontraffic V62.3
  - while boarding or alighting V62.4
- van (traffic) V63.9
  - nontraffic V63.3
  - while boarding or alighting V63.4

driver

- collision (with)
  - animal (traffic) V60.5
    - being ridden (traffic) V66.5

- nontraffic V66.0
- nontraffic V60.0
- animal-drawn vehicle (traffic) V66.5
  - nontraffic V66.0
- bus (traffic) V64.5
  - nontraffic V64.0
- car (traffic) V63.5
  - nontraffic V63.0
- motor vehicle NOS (traffic) V69.40
  - nontraffic V69.00
  - specified type NEC (traffic) V69.49
    - nontraffic V69.09
- pedal cycle (traffic) V61.5
  - nontraffic V61.0
- pickup truck (traffic) V63.5
  - nontraffic V63.0
- railway vehicle (traffic) V65.5
  - nontraffic V65.0
- specified vehicle NEC (traffic) V66.5
  - nontraffic V66.0
- stationary object (traffic) V67.5
  - nontraffic V67.0
- streetcar (traffic) V66.5
  - nontraffic V66.0
- three wheeled motor vehicle (traffic) V62.5
  - nontraffic V62.0
- truck (traffic) V64.5
  - nontraffic V64.0
- two wheeled motor vehicle (traffic) V62.5
  - nontraffic V62.0
- van (traffic) V63.5
  - nontraffic V63.0

- noncollision accident (traffic) V68.5 ☑
  - nontraffic V68.0 ☑
- dump — *see* Accident, transport, construction vehicle occupant
- hanger-on
- collision (with)
  - animal (traffic) V60.7 ☑
    - being ridden (traffic) V66.7 ☑
      - nontraffic V66.2 ☑
    - nontraffic V60.2 ☑
  - animal-drawn vehicle (traffic) V66.7 ☑
    - nontraffic V66.2 ☑
  - bus (traffic) V64.7 ☑
    - nontraffic V64.2 ☑
  - car (traffic) V63.7 ☑
    - nontraffic V63.2 ☑
  - pedal cycle (traffic) V61.7 ☑
    - nontraffic V61.2 ☑
  - pickup truck (traffic) V63.7 ☑
    - nontraffic V63.2 ☑
  - railway vehicle (traffic) V65.7 ☑
    - nontraffic V65.2 ☑
  - specified vehicle NEC (traffic) V66.7 ☑
    - nontraffic V66.2 ☑
  - stationary object (traffic) V67.7 ☑
    - nontraffic V67.2 ☑
  - streetcar (traffic) V66.7 ☑
    - nontraffic V66.2 ☑
  - three wheeled motor vehicle (traffic) V62.7 ☑
    - nontraffic V62.2 ☑
  - truck (traffic) V64.7 ☑
    - nontraffic V64.2 ☑

- two wheeled motor vehicle (traffic) V62.7
  - nontraffic V62.2
- van (traffic) V63.7
  - nontraffic V63.2
- noncollision accident (traffic) V68.7
  - nontraffic V68.2
- noncollision accident (traffic) V68.9
  - nontraffic V68.3
  - while boarding or alighting V68.4
- nontraffic V69.3
- passenger
  - collision (with)
    - animal (traffic) V60.6
      - being ridden (traffic) V66.6
        - nontraffic V66.1
      - nontraffic V60.1
    - animal-drawn vehicle (traffic) V66.6
      - nontraffic V66.1
    - bus (traffic) V64.6
      - nontraffic V64.1
    - car (traffic) V63.6
      - nontraffic V63.1
    - motor vehicle NOS (traffic) V69.50
      - nontraffic V69.10
      - specified type NEC (traffic) V69.59
        - nontraffic V69.19
    - pedal cycle (traffic) V61.6
      - nontraffic V61.1
    - pickup truck (traffic) V63.6
      - nontraffic V63.1
    - railway vehicle (traffic) V65.6
      - nontraffic V65.1

- specified vehicle NEC (traffic) V66.6
  - nontraffic V66.1
- stationary object (traffic) V67.6
  - nontraffic V67.1
- streetcar (traffic) V66.6
  - nontraffic V66.1
- three wheeled motor vehicle (traffic) V62.6
  - nontraffic V62.1
- truck (traffic) V64.6
  - nontraffic V64.1
- two wheeled motor vehicle (traffic) V62.6
  - nontraffic V62.1
- van (traffic) V63.6
  - nontraffic V63.1
- noncollision accident (traffic) V68.6
  - nontraffic V68.1
- pickup — *see* Accident, transport, pickup truck occupant
- specified type NEC V69.88
  - military vehicle V69.81

van occupant V59.9

- collision (with)
  - animal (traffic) V50.9
    - being ridden (traffic) V56.9
      - nontraffic V56.3
      - while boarding or alighting V56.4
    - nontraffic V50.3
    - while boarding or alighting V50.4
  - animal-drawn vehicle (traffic) V56.9
    - nontraffic V56.3
    - while boarding or alighting V56.4
  - bus (traffic) V54.9

- nontraffic V54.3
- while boarding or alighting V54.4
- car (traffic) V53.9
  - nontraffic V53.3
  - while boarding or alighting V53.4
- motor vehicle NOS (traffic) V59.60
  - nontraffic V59.20
  - specified type NEC (traffic) V59.69
    - nontraffic V59.29
- pedal cycle (traffic) V51.9
  - nontraffic V51.3
  - while boarding or alighting V51.4
- pickup truck (traffic) V53.9
  - nontraffic V53.3
  - while boarding or alighting V53.4
- railway vehicle (traffic) V55.9
  - nontraffic V55.3
  - while boarding or alighting V55.4
- specified vehicle NEC (traffic) V56.9
  - nontraffic V56.3
  - while boarding or alighting V56.4
- stationary object (traffic) V57.9
  - nontraffic V57.3
  - while boarding or alighting V57.4
- streetcar (traffic) V56.9
  - nontraffic V56.3
  - while boarding or alighting V56.4
- three wheeled motor vehicle (traffic) V52.9
  - nontraffic V52.3
  - while boarding or alighting V52.4
- truck (traffic) V54.9

- nontraffic V54.3
- while boarding or alighting V54.4
- two wheeled motor vehicle (traffic) V52.9
  - nontraffic V52.3
  - while boarding or alighting V52.4
- van (traffic) V53.9
  - nontraffic V53.3
  - while boarding or alighting V53.4
- driver
- collision (with)
  - animal (traffic) V50.5
    - being ridden (traffic) V56.5
      - nontraffic V56.0
    - nontraffic V50.0
  - animal-drawn vehicle (traffic) V56.5
    - nontraffic V56.0
  - bus (traffic) V54.5
    - nontraffic V54.0
  - car (traffic) V53.5
    - nontraffic V53.0
  - motor vehicle NOS (traffic) V59.40
    - nontraffic V59.00
    - specified type NEC (traffic) V59.49
      - nontraffic V59.09
  - pedal cycle (traffic) V51.5
    - nontraffic V51.0
  - pickup truck (traffic) V53.5
    - nontraffic V53.0
  - railway vehicle (traffic) V55.5
    - nontraffic V55.0
  - specified vehicle NEC (traffic) V56.5
    - nontraffic V56.0

- stationary object (traffic) V57.5 ☑
  - nontraffic V57.0 ☑
- streetcar (traffic) V56.5 ☑
  - nontraffic V56.0 ☑
- three wheeled motor vehicle (traffic) V52.5 ☑
  - nontraffic V52.0 ☑
- truck (traffic) V54.5 ☑
  - nontraffic V54.0 ☑
- two wheeled motor vehicle (traffic) V52.5 ☑
  - nontraffic V52.0 ☑
- van (traffic) V53.5 ☑
  - nontraffic V53.0 ☑
- noncollision accident (traffic) V58.5 ☑
  - nontraffic V58.0 ☑
- noncollision accident (traffic) V58.9 ☑
  - nontraffic V58.3 ☑
  - while boarding or alighting V58.4 ☑
- nontraffic V59.3 ☑
- hanger-on
  - collision (with)
    - animal (traffic) V50.7 ☑
      - being ridden (traffic) V56.7 ☑
        - nontraffic V56.2 ☑
      - nontraffic V50.2 ☑
    - animal-drawn vehicle (traffic) V56.7 ☑
      - nontraffic V56.2 ☑
    - bus (traffic) V54.7 ☑
      - nontraffic V54.2 ☑
    - car (traffic) V53.7 ☑
      - nontraffic V53.2 ☑
    - pedal cycle (traffic) V51.7 ☑

- nontraffic V51.2
- pickup truck (traffic) V53.7
  - nontraffic V53.2
- railway vehicle (traffic) V55.7
  - nontraffic V55.2
- specified vehicle NEC (traffic) V56.7
  - nontraffic V56.2
- stationary object (traffic) V57.7
  - nontraffic V57.2
- streetcar (traffic) V56.7
  - nontraffic V56.2
- three wheeled motor vehicle (traffic) V52.7
  - nontraffic V52.2
- truck (traffic) V54.7
  - nontraffic V54.2
- two wheeled motor vehicle (traffic) V52.7
  - nontraffic V52.2
- van (traffic) V53.7
  - nontraffic V53.2
- noncollision accident (traffic) V58.7
  - nontraffic V58.2

passenger

- collision (with)
  - animal (traffic) V50.6
    - being ridden (traffic) V56.6
      - nontraffic V56.1
    - nontraffic V50.1
  - animal-drawn vehicle (traffic) V56.6
    - nontraffic V56.1
  - bus (traffic) V54.6
    - nontraffic V54.1

- car (traffic) V53.6 ☑
  - nontraffic V53.1 ☑
- motor vehicle NOS (traffic) V59.50 ☑
  - nontraffic V59.10 ☑
  - specified type NEC (traffic) V59.59 ☑
    - nontraffic V59.19 ☑
- pedal cycle (traffic) V51.6 ☑
  - nontraffic V51.1 ☑
- pickup truck (traffic) V53.6 ☑
  - nontraffic V53.1 ☑
- railway vehicle (traffic) V55.6 ☑
  - nontraffic V55.1 ☑
- specified vehicle NEC (traffic) V56.6 ☑
  - nontraffic V56.1 ☑
- stationary object (traffic) V57.6 ☑
  - nontraffic V57.1 ☑
- streetcar (traffic) V56.6 ☑
  - nontraffic V56.1 ☑
- three wheeled motor vehicle (traffic) V52.6 ☑
  - nontraffic V52.1 ☑
- truck (traffic) V54.6 ☑
  - nontraffic V54.1 ☑
- two wheeled motor vehicle (traffic) V52.6 ☑
  - nontraffic V52.1 ☑
- van (traffic) V53.6 ☑
  - nontraffic V53.1 ☑
- noncollision accident (traffic) V58.6 ☑
  - nontraffic V58.1 ☑
- specified type NEC V59.88 ☑
  - military vehicle V59.81 ☑
- watercraft occupant — *see* Accident, watercraft
- vehicle NEC V89.9 ☑

- animal-drawn NEC — *see* Accident, transport, animal-drawn vehicle occupant
- special
  - agricultural — *see* Accident, transport, agricultural vehicle occupant
  - construction — *see* Accident, transport, construction vehicle occupant
  - industrial — *see* Accident, transport, industrial vehicle occupant
- three-wheeled NEC (motorized) — *see* Accident, transport, three-wheeled motor vehicle occupant

watercraft V94.9 ☑
- causing
  - drowning — *see* Drowning, due to, accident to, watercraft
  - injury NEC V91.89 ☑
    - crushed between craft and object V91.19 ☑
      - powered craft V91.13 ☑
        - ferry boat V91.11 ☑
        - fishing boat V91.12 ☑
        - jetskis V91.13 ☑
        - liner V91.11 ☑
        - merchant ship V91.10 ☑
        - passenger ship V91.11 ☑
      - unpowered craft V91.18 ☑
        - canoe V91.15 ☑
        - inflatable V91.16 ☑
        - kayak V91.15 ☑
        - sailboat V91.14 ☑
        - surf-board V91.18 ☑
        - windsurfer V91.18 ☑
    - fall on board V91.29 ☑
      - powered craft V91.23 ☑

- ferry boat V91.21 ☑
- fishing boat V91.22 ☑
- jetskis V91.23 ☑
- liner V91.21 ☑
- merchant ship V91.20 ☑
- passenger ship V91.21 ☑

- unpowered craft
  - canoe V91.25 ☑
  - inflatable V91.26 ☑
  - kayak V91.25 ☑
  - sailboat V91.24 ☑

- fire on board causing burn V91.09 ☑
  - powered craft V91.03 ☑
    - ferry boat V91.01 ☑
    - fishing boat V91.02 ☑
    - jetskis V91.03 ☑
    - liner V91.01 ☑
    - merchant ship V91.00 ☑
    - passenger ship V91.01 ☑
  - unpowered craft V91.08 ☑
    - canoe V91.05 ☑
    - inflatable V91.06 ☑
    - kayak V91.05 ☑
    - sailboat V91.04 ☑
    - surf-board V91.08 ☑
    - water skis V91.07 ☑
    - windsurfer V91.08 ☑
- hit by falling object V91.39 ☑
  - powered craft V91.33 ☑

- ferry boat V91.31 ☑
- fishing boat V91.32 ☑
- jetskis V91.33 ☑
- liner V91.31 ☑
- merchant ship V91.30 ☑
- passenger ship V91.31 ☑

- unpowered craft V91.38 ☑
  - canoe V91.35 ☑
  - inflatable V91.36 ☑
  - kayak V91.35 ☑
  - sailboat V91.34 ☑
  - surf-board V91.38 ☑
  - water skis V91.37 ☑
  - windsurfer V91.38 ☑

- specified type NEC V91.89 ☑
  - powered craft V91.83 ☑
    - ferry boat V91.81 ☑
    - fishing boat V91.82 ☑
    - jetskis V91.83 ☑
    - liner V91.81 ☑
    - merchant ship V91.80 ☑
    - passenger ship V91.81 ☑
  - unpowered craft V91.88 ☑
    - canoe V91.85 ☑
    - inflatable V91.86 ☑
    - kayak V91.85 ☑
    - sailboat V91.84 ☑
    - surf-board V91.88 ☑
    - water skis V91.87 ☑
    - windsurfer V91.88 ☑

- due to, caused by cataclysm — *see* Forces of nature, by type
- military NEC V94.818 ☑

- with civilian watercraft V94.810 ☑
- civilian in water injured by V94.811 ☑
- nonpowered, struck by
  - nonpowered vessel V94.21 ☑
  - powered vessel V94.22 ☑
- specified type NEC V94.89 ☑
- striking swimmer
  - powered V94.11 ☑
  - unpowered V94.12 ☑

Acid throwing (assault) Y08.89 ☑

Activity (involving) (of victim at time of event) Y93.9

- aerobic and step exercise (class) Y93.A3
- alpine skiing Y93.23
- animal care NEC Y93.K9
- arts and handcrafts NEC Y93.D9
- athletics NEC Y93.79
- athletics played as a team or group NEC Y93.69
- athletics played individually NEC Y93.59
- badminton Y93.73
- baking Y93.G3
- ballet Y93.41
- barbells Y93.B3
- BASE (Building, Antenna, Span, Earth) jumping Y93.33
- baseball Y93.64
- basketball Y93.67
- bathing (personal) Y93.E1
- beach volleyball Y93.68
- bike riding Y93.55
- blackout game Y93.85
- boogie boarding Y93.18
- bowling Y93.54
- boxing Y93.71

- brass instrument playing Y93.J4
- building construction Y93.H3
- bungee jumping Y93.34
- calisthenics Y93.A2
- canoeing (in calm and turbulent water) Y93.16
- capture the flag Y93.6A
- cardiorespiratory exercise NEC Y93.A9
- caregiving (providing) NEC Y93.F9
  - bathing Y93.F1
  - lifting Y93.F2
- cellular
  - communication device Y93.C2
  - telephone Y93.C2
- challenge course Y93.A5
- cheerleading Y93.45
- choking game Y93.85
- circuit training Y93.A4
- cleaning
  - floor Y93.E5
- climbing NEC Y93.39
  - mountain Y93.31
  - rock Y93.31
  - wall Y93.31
- clothing care and maintenance NEC Y93.E9
- combatives Y93.75
- computer
  - keyboarding Y93.C1
  - technology NEC Y93.C9

- confidence course Y93.A5
- construction (building) Y93.H3
- cooking and baking Y93.G3
- cool down exercises Y93.A2
- cricket Y93.69
- crocheting Y93.D1
- cross country skiing Y93.24
- dancing (all types) Y93.41
- digging
  - dirt Y93.H1
- dirt digging Y93.H1
- dishwashing Y93.G1
- diving (platform) (springboard) Y93.12
  - underwater Y93.15
- dodge ball Y93.6A
- downhill skiing Y93.23
- drum playing Y93.J2
- dumbbells Y93.B3
- electronic
  - devices NEC Y93.C9
    - hand held interactive Y93.C2
  - game playing (using) (with)
    - interactive device Y93.C2
    - keyboard or other stationary device Y93.C1
- elliptical machine Y93.A1
- exercise(s)
  - machines ((primarily) for)
    - cardiorespiratory conditioning Y93.A1
    - muscle strengthening Y93.B1
  - muscle strengthening (non-machine) NEC Y93.B9
- external motion NEC Y93.I9
  - rollercoaster Y93.I1

- fainting game Y93.85
- field hockey Y93.65
- figure skating (pairs) (singles) Y93.21
- flag football Y93.62
- floor mopping and cleaning Y93.E5
- food preparation and clean up Y93.G1
- football (American) NOS Y93.61
  - flag Y93.62
  - tackle Y93.61
  - touch Y93.62
- four square Y93.6A
- free weights Y93.B3
- frisbee (ultimate) Y93.74
- furniture
  - building Y93.D3
  - finishing Y93.D3
  - repair Y93.D3
- game playing (electronic)
  - using keyboard or other stationary device Y93.C1
  - using interactive device Y93.C2
- gardening Y93.H2
- golf Y93.53
- grass drills Y93.A6
- grilling and smoking food Y93.G2
- grooming and shearing an animal Y93.K3
- guerilla drills Y93.A6
- gymnastics (rhythmic) Y93.43
- handball Y93.73
- handcrafts NEC Y93.D9
- hand held interactive electronic device Y93.C2
- hang gliding Y93.35
- hiking (on level or elevated terrain) Y93.01
- hockey (ice) Y93.22

- field Y93.65
- horseback riding Y93.52
- household (interior) maintenance NEC Y93.E9
- ice NEC Y93.29
  - dancing Y93.21
  - hockey Y93.22
  - skating Y93.21
- inline roller skating Y93.51
- ironing Y93.E4
- judo Y93.75
- jumping (off) NEC Y93.39
  - BASE (Building, Antenna, Span, Earth) Y93.33
  - bungee Y93.34
  - jacks Y93.A2
  - rope Y93.56
- jumping jacks Y93.A2
- jumping rope Y93.56
- karate Y93.75
- kayaking (in calm and turbulent water) Y93.16
- keyboarding (computer) Y93.C1
- kickball Y93.6A
- knitting Y93.D1
- lacrosse Y93.65
- land maintenance NEC Y93.H9
- landscaping Y93.H2
- laundry Y93.E2
- machines (exercise)
  - primarily for cardiorespiratory conditioning Y93.A1
  - primarily for muscle strengthening Y93.B1
- maintenance

- exterior building NEC Y93.H9
- household (interior) NEC Y93.E9
- land Y93.H9
- property Y93.H9

marching (on level or elevated terrain) Y93.01
martial arts Y93.75
microwave oven Y93.G3
milking an animal Y93.K2
mopping (floor) Y93.E5
mountain climbing Y93.31
muscle strengthening
- exercises (non-machine) NEC Y93.B9
- machines Y93.B1

musical keyboard (electronic) playing Y93.J1
nordic skiing Y93.24
obstacle course Y93.A5
outdoor, specified NEC Y93.L9
oven (microwave) Y93.G3
packing up and unpacking in moving to a new residence Y93.E6
parasailing Y93.19
pass out game Y93.85
percussion instrument playing NEC Y93.J2
personal
- bathing and showering Y93.E1
- hygiene NEC Y93.E8
- showering Y93.E1

- physical games generally associated with school recess, summer camp and children Y93.6A
- physical training NEC Y93.A9
- piano playing Y93.J1
- pickleball Y93.73
- pilates Y93.B4
- platform diving Y93.12
- playing musical instrument
  - brass instrument Y93.J4
  - drum Y93.J2
  - musical keyboard (electronic) Y93.J1
  - percussion instrument NEC Y93.J2
  - piano Y93.J1
  - string instrument Y93.J3
  - winds instrument Y93.J4
- property maintenance
  - exterior NEC Y93.H9
  - interior NEC Y93.E9
- protesting (political, social) Y93.89
- pruning (garden and lawn) Y93.H2
- pull-ups Y93.B2
- push-ups Y93.B2
- racquetball Y93.73
- rafting (in calm and turbulent water) Y93.16
- raking (leaves) Y93.H1
- rappelling Y93.32
- refereeing a sports activity Y93.81
- residential relocation Y93.E6
- rhythmic gymnastics Y93.43
- rhythmic movement NEC Y93.49
- riding
  - horseback Y93.52
  - rollercoaster Y93.I1

- rock climbing Y93.31
- rollercoaster riding Y93.I1
- roller skating (inline) Y93.51
- rough housing and horseplay Y93.83
- rowing (in calm and turbulent water) Y93.16
- rugby Y93.63
- running Y93.02
- SCUBA diving Y93.15
- sewing Y93.D2
- shoveling Y93.H1
  - dirt Y93.H1
  - snow Y93.H1
- showering (personal) Y93.E1
- sit-ups Y93.B2
- skateboarding Y93.51
- skating (ice) Y93.21
  - roller Y93.51
- skiing (alpine) (downhill) Y93.23
  - cross country Y93.24
  - nordic Y93.24
  - water Y93.17
- sledding (snow) Y93.23
- sleeping (sleep) Y93.84
- smoking and grilling food Y93.G2
- snorkeling Y93.15
- snow NEC Y93.29
  - boarding Y93.23
  - shoveling Y93.H1
  - sledding Y93.23
  - tubing Y93.23

- soccer Y93.66
- softball Y93.64
- specified NEC Y93.89
- spectator at an event Y93.82
- splitting wood Y93.L1
- sports NEC Y93.79
  - sports played as a team or group NEC Y93.69
  - sports played individually NEC Y93.59
- springboard diving Y93.12
- squash Y93.73
- stationary bike Y93.A1
- step (stepping) exercise (class) Y93.A3
- stepper machine Y93.A1
- stove Y93.G3
- string instrument playing Y93.J3
- surfing Y93.18
  - wind Y93.18
- swimming Y93.11
- tackle football Y93.61
- tap dancing Y93.41
- tennis Y93.73
- tobogganing Y93.23
- touch football Y93.62
- track and field events (non-running) Y93.57
  - running Y93.02
- trampoline Y93.44
- treadmill Y93.A1
- trimming shrubs Y93.H2
- tubing (in calm and turbulent water) Y93.16
  - snow Y93.23

- ultimate frisbee Y93.74
- underwater diving Y93.15
- unpacking in moving to a new residence Y93.E6
- use of stove, oven and microwave oven Y93.G3
- vacuuming Y93.E3
- volleyball (beach) (court) Y93.68
- wake boarding Y93.17
- walking an animal Y93.K1
- walking (on level or elevated terrain) Y93.01
  - an animal Y93.K1
- wall climbing Y93.31
- warm up and cool down exercises Y93.A2
- water NEC Y93.19
  - aerobics Y93.14
  - craft NEC Y93.19
  - exercise Y93.14
  - polo Y93.13
  - skiing Y93.17
  - sliding Y93.18
  - survival training and testing Y93.19
- weeding (garden and lawn) Y93.H2
- wind instrument playing Y93.J4
- windsurfing Y93.18
- wrestling Y93.72
- yoga Y93.42

Adverse effect of drugs — *see* Table of Drugs and Chemicals

Aerosinusitis — *see* Air, pressure

After-effect, late — *see* Sequelae

Air

- blast in war operations — *see* War operations, air blast
- pressure

- change, rapid
  - during
    - ascent W94.29 ☑
      - while (in) (surfacing from)
        - aircraft W94.23 ☑
        - deep water diving W94.21 ☑
        - underground W94.22 ☑
    - descent W94.39 ☑
      - in
        - aircraft W94.31 ☑
        - water W94.32 ☑
  - high, prolonged W94.0 ☑
  - low, prolonged W94.12 ☑
    - due to residence or long visit at high altitude W94.11 ☑

Alpine sickness W94.11 ☑

Altitude sickness W94.11 ☑

Anaphylactic shock, anaphylaxis — *see* Table of Drugs and Chemicals

Andes disease W94.11 ☑

Arachnidism, arachnoidism X58 ☑

Arson (with intent to injure or kill) X97 ☑

Asphyxia, asphyxiation

- by
  - food (bone) (seed) — *see* categories T17 ☑ and T18 ☑
  - gas (*see also* Table of Drugs and Chemicals)
    - legal
      - execution — *see* Legal, intervention, gas
      - intervention — *see* Legal, intervention, gas
- from
  - fire (*see also* Exposure, fire)
    - in war operations — *see* War operations, fire

- ignition — *see* Ignition
- vomitus T17.810 ☑
- in war operations — *see* War operations, restriction of airway

Aspiration
- food (any type) (into respiratory tract) (with asphyxia, obstruction respiratory tract, suffocation) — *see* categories T17 ☑ and T18 ☑
- foreign body — *see* Foreign body, aspiration
- vomitus (with asphyxia, obstruction respiratory tract, suffocation) — *see* Index to Diseases and Injuries, Foreign body, respiratory tract

Assassination (attempt) — *see* Assault

Assault (homicidal) (by) (in) Y09
- arson X97 ☑
- bite (of human being) Y04.1 ☑
- bodily force Y04.8 ☑
  - bite Y04.1 ☑
  - bumping into Y04.2 ☑
  - sexual (confirmed) T74.2 ☑
    - suspected T76.2 ☑
  - unarmed fight Y04.0 ☑
- bomb X96.9 ☑
  - antipersonnel X96.0 ☑
  - fertilizer X96.3 ☑
  - gasoline X96.1 ☑
  - letter X96.2 ☑
  - petrol X96.1 ☑
  - pipe X96.3 ☑
  - specified NEC X96.8 ☑
- brawl (hand) (fists) (foot) (unarmed) Y04.0 ☑
- burning, burns (by fire) NEC X97 ☑
  - acid Y08.89 ☑
  - caustic, corrosive substance Y08.89 ☑
  - chemical from swallowing caustic, corrosive substance — *see* Table of Drugs and Chemicals
  - cigarette(s) X97 ☑
  - hot object X98.9 ☑

- fluid NEC X98.2
- household appliance X98.3
- specified NEC X98.8
- steam X98.0
- tap water X98.1
- vapors X98.0

- scalding — *see* Assault, burning
- steam X98.0
- vitriol Y08.89

- caustic, corrosive substance (gas) Y08.89
- crashing of
  - aircraft Y08.81
  - motor vehicle Y03.8
    - pushed in front of Y02.0
    - run over Y03.0
    - specified NEC Y03.8
- cutting or piercing instrument X99.9
  - dagger X99.2
  - glass X99.0
  - knife X99.1
  - specified NEC X99.8
  - sword X99.2
- dagger X99.2
- drowning (in) X92.9
  - bathtub X92.0
  - natural water X92.3
  - specified NEC X92.8
  - swimming pool X92.1
    - following fall X92.2
- dynamite X96.8
- explosive(s) (material) X96.9
- fight (hand) (fists) (foot) (unarmed) Y04.0

- with weapon — *see* Assault, by type of weapon
- fire X97 ☑
- firearm X95.9 ☑
  - airgun X95.01 ☑
  - handgun X93 ☑
  - hunting rifle X94.1 ☑
  - larger X94.9 ☑
    - specified NEC X94.8 ☑
  - machine gun X94.2 ☑
  - shotgun X94.0 ☑
  - specified NEC X95.8 ☑
- gunshot (wound) NEC — *see* Assault, firearm, by type
- incendiary device X97 ☑
- injury Y09
  - to child due to criminal abortion attempt NEC Y08.89 ☑
- knife X99.1 ☑
- late effect of — *see* X92-Y08 with 7th character S
- placing before moving object NEC Y02.8 ☑
  - motor vehicle Y02.0 ☑
- poisoning — *see* categories T36-T65 with 7th character S
- puncture, any part of body — *see* Assault, cutting or piercing instrument
- pushing
  - before moving object NEC Y02.8 ☑
    - motor vehicle Y02.0 ☑
    - subway train Y02.1 ☑
    - train Y02.1 ☑
- from high place Y01 ☑
- rape (confirmed) T74.2 ☑
  - suspected T76.2 ☑
- scalding — *see* Assault, burning
- sequelae of — *see* X92-Y08 with 7th character S
- sexual (by bodily force) T74.2 ☑

- suspected T76.2 ☑
- shooting — *see* Assault, firearm
- specified means NEC Y08.89 ☑
- stab, any part of body — *see* Assault, cutting or piercing instrument
- steam X98.0 ☑
- striking against
  - other person Y04.2 ☑
  - sports equipment Y08.09 ☑
    - baseball bat Y08.02 ☑
    - hockey stick Y08.01 ☑
- struck by
  - sports equipment Y08.09 ☑
    - baseball bat Y08.02 ☑
    - hockey stick Y08.01 ☑
- submersion — *see* Assault, drowning
- violence Y09
- weapon Y09
  - blunt Y00 ☑
  - cutting or piercing — *see* Assault, cutting or piercing instrument
  - firearm — *see* Assault, firearm
- wound Y09
  - cutting — *see* Assault, cutting or piercing instrument
  - gunshot — *see* Assault, firearm
  - knife X99.1 ☑
  - piercing — *see* Assault, cutting or piercing instrument
  - puncture — *see* Assault, cutting or piercing instrument
  - stab — *see* Assault, cutting or piercing instrument

Attack by mammals NEC W55.89 ☑

Avalanche — *see* Landslide

Aviator's disease — *see* Air, pressure

B

- **Barotitis**, barodontalgia, barosinusitis, barotrauma (otitic) (sinus) — *see* Air, pressure
- **Battered** (baby) (child) (person) (syndrome) X58 ☑
- **Bayonet** wound W26.1 ☑
  - in
    - legal intervention — *see* Legal, intervention, sharp object, bayonet
    - war operations — *see* War operations, combat
  - stated as undetermined whether accidental or intentional Y28.8 ☑
  - suicide (attempt) X78.2 ☑
- **Bean** in nose T17.1 ☑
- **Bed** set on fire NEC — *see* Exposure, fire, uncontrolled, building, bed
- **Beheading** (by guillotine)
  - homicide X99.9 ☑
  - legal execution — *see* Legal, intervention
- **Bending**, injury in (prolonged) (static) X50.1 ☑
- **Bends** — *see* Air, pressure, change
- **Bite**, bitten by
  - alligator W58.01 ☑
  - arthropod (nonvenomous) NEC W57 ☑
  - bull W55.21 ☑
  - cat W55.01 ☑
  - cow W55.21 ☑
  - crocodile W58.11 ☑
  - dog W54.0 ☑
  - goat W55.31 ☑
  - hoof stock NEC W55.31 ☑
  - horse W55.11 ☑
  - human being (accidentally) W50.3 ☑
    - with intent to injure or kill Y04.1 ☑
    - as, or caused by, a crowd or human stampede (with fall) W52 ☑
    - assault Y04.1 ☑
    - homicide (attempt) Y04.1 ☑
    - in

- fight Y04.1
- insect (nonvenomous) W57
- lizard (nonvenomous) W59.01
- mammal NEC W55.81
  - marine W56.31
- marine animal (nonvenomous) W56.81
- millipede W57
- moray eel W56.51
- mouse W53.01
- person(s) (accidentally) W50.3
  - with intent to injure or kill Y04.1
  - as, or caused by, a crowd or human stampede (with fall) W52
  - assault Y04.1
  - homicide (attempt) Y04.1
  - in
    - fight Y04.1
- pig W55.41
- raccoon W55.51
- rat W53.11
- reptile W59.81
  - lizard W59.01
  - snake W59.11
  - turtle W59.21
    - terrestrial W59.81
- rodent W53.81
  - mouse W53.01
  - rat W53.11
  - specified NEC W53.81
  - squirrel W53.21

- shark W56.41 ☑
- sheep W55.31 ☑
- snake (nonvenomous) W59.11 ☑
- spider (nonvenomous) W57 ☑
- squirrel W53.21 ☑

Blast (air) in war operations — *see* War operations, blast
Blizzard X37.2 ☑
Blood alcohol level Y90.9
- less than 20mg/100ml Y90.0
- presence in blood, level not specified Y90.9
- 20-39mg/100ml Y90.1
- 40-59mg/100ml Y90.2
- 60-79mg/100ml Y90.3
- 80-99mg/100ml Y90.4
- 100-119mg/100ml Y90.5
- 120-199mg/100ml Y90.6
- 200-239mg/100ml Y90.7

Blow X58 ☑
- by law-enforcing agent, police (on duty) — *see* Legal, intervention, manhandling
  - blunt object — *see* Legal, intervention, blunt object

Blowing up — *see* Explosion
Brawl (hand) (fists) (foot) Y04.0 ☑
Breakage (accidental) (part of)
- ladder (causing fall) W11 ☑
- scaffolding (causing fall) W12 ☑

Broken
- glass, contact with — *see* Contact, with, glass
- power line (causing electric shock) W85 ☑

Bumping against, into (accidentally)
- object NEC W22.8 ☑

with fall — *see* Fall, due to, bumping against, object
caused by crowd or human stampede (with fall) W52 ☑
sports equipment W21.9 ☑
person(s) W51 ☑
with fall W03 ☑
due to ice or snow W00.0 ☑
assault Y04.2 ☑
caused by, a crowd or human stampede (with fall) W52 ☑
homicide (attempt) Y04.2 ☑
sports equipment W21.9 ☑
Burn, burned, burning (accidental) (by) (from) (on)
acid NEC — *see* Table of Drugs and Chemicals
bed linen — *see* Exposure, fire, uncontrolled, in building, bed
blowtorch X08.8 ☑
with ignition of clothing NEC X06.2 ☑
nightwear X05 ☑
bonfire, campfire (controlled) (*see also* Exposure, fire, controlled, not in building)
uncontrolled — *see* Exposure, fire, uncontrolled, not in building
candle X08.8 ☑
with ignition of clothing NEC X06.2 ☑
nightwear X05 ☑
caustic liquid, substance (external) (internal) NEC — *see* Table of Drugs and Chemicals
chemical (external) (internal) (*see also* Table of Drugs and Chemicals)
in war operations — *see* War operations. fire
cigar(s) or cigarette(s) X08.8 ☑
with ignition of clothing NEC X06.2 ☑
nightwear X05 ☑
clothes, clothing NEC (from controlled fire) X06.2 ☑
with conflagration — *see* Exposure, fire, uncontrolled, building
not in building or structure — *see* Exposure, fire, uncontrolled, not in building
cooker (hot) X15.8 ☑

- stated as undetermined whether accidental or intentional Y27.3 ☑
- suicide (attempt) X77.3 ☑

electric blanket X16 ☑
engine (hot) X17 ☑
fire, flames — *see* Exposure, fire
flare, Very pistol — *see* Discharge, firearm NEC
heat
- from appliance (electrical) (household) X15.8 ☑
  - cooker X15.8 ☑
  - hotplate X15.2 ☑
  - kettle X15.8 ☑
  - light bulb X15.8 ☑
  - saucepan X15.3 ☑
  - skillet X15.3 ☑
  - stove X15.0 ☑
  - stated as undetermined whether accidental or intentional Y27.3 ☑
  - suicide (attempt) X77.3 ☑
  - toaster X15.1 ☑
- in local application or packing during medical or surgical procedure Y63.5

heating
- appliance, radiator or pipe X16 ☑

homicide (attempt) — *see* Assault, burning
hot

- air X14.1 ☑
- cooker X15.8 ☑
- drink X10.0 ☑
- engine X17 ☑
- fat X10.2 ☑
- fluid NEC X12 ☑
- food X10.1 ☑
- gases X14.1 ☑
- heating appliance X16 ☑
- household appliance NEC X15.8 ☑
- kettle X15.8 ☑
- liquid NEC X12 ☑
- machinery X17 ☑
- metal (molten) (liquid) NEC X18 ☑
- object (not producing fire or flames) NEC X19 ☑
- oil (cooking) X10.2 ☑
- pipe(s) X16 ☑
- radiator X16 ☑
- saucepan (glass) (metal) X15.3 ☑
- stove (kitchen) X15.0 ☑
- substance NEC X19 ☑
  - caustic or corrosive NEC — *see* Table of Drugs and Chemicals
- toaster X15.1 ☑
- tool X17 ☑
- vapor X13.1 ☑
- water (tap) — *see* Contact, with, hot, tap water

hotplate X15.2 ☑
- suicide (attempt) X77.3 ☑

ignition — *see* Ignition

in war operations — *see* War operations, fire

inflicted by other person X97 ☑
- by hot objects, hot vapor, and steam — *see* Assault, burning, hot object

- internal, from swallowed caustic, corrosive liquid, substance — *see* Table of Drugs and Chemicals
- iron (hot) X15.8 ☑
  - stated as undetermined whether accidental or intentional Y27.3 ☑
  - suicide (attempt) X77.3 ☑
- kettle (hot) X15.8 ☑
  - stated as undetermined whether accidental or intentional Y27.3 ☑
  - suicide (attempt) X77.3 ☑
- lamp (flame) X08.8 ☑
  - with ignition of clothing NEC X06.2 ☑
    - nightwear X05 ☑
- lighter (cigar) (cigarette) X08.8 ☑
  - with ignition of clothing NEC X06.2 ☑
    - nightwear X05 ☑
- lightning — *see* subcategory T75.0 ☑
  - causing fire — *see* Exposure, fire
- liquid (boiling) (hot) NEC X12 ☑
  - stated as undetermined whether accidental or intentional Y27.2 ☑
  - suicide (attempt) X77.2 ☑
- local application of externally applied substance in medical or surgical care Y63.5
- on board watercraft
  - due to
    - accident to watercraft V91.09 ☑
      - powered craft V91.03 ☑
        - ferry boat V91.01 ☑
        - fishing boat V91.02 ☑
        - jetskis V91.03 ☑
        - liner V91.01 ☑
        - merchant ship V91.00 ☑
        - passenger ship V91.01 ☑
      - unpowered craft V91.08 ☑

- canoe V91.05 ☑
- inflatable V91.06 ☑
- kayak V91.05 ☑
- sailboat V91.04 ☑
- surf-board V91.08 ☑
- water skis V91.07 ☑
- windsurfer V91.08 ☑

fire on board V93.09 ☑

- ferry boat V93.01 ☑
- fishing boat V93.02 ☑
- jetskis V93.03 ☑
- liner V93.01 ☑
- merchant ship V93.00 ☑
- passenger ship V93.01 ☑
- powered craft NEC V93.03 ☑
- sailboat V93.04 ☑

specified heat source NEC on board V93.19 ☑

- ferry boat V93.11 ☑
- fishing boat V93.12 ☑
- jetskis V93.13 ☑
- liner V93.11 ☑
- merchant ship V93.10 ☑
- passenger ship V93.11 ☑
- powered craft NEC V93.13 ☑
- sailboat V93.14 ☑

machinery (hot) X17 ☑

matches X08.8 ☑

with ignition of clothing NEC X06.2 ☑

nightwear X05 ☑

- mattress — *see* Exposure, fire, uncontrolled, building, bed
- medicament, externally applied Y63.5
- metal (hot) (liquid) (molten) NEC X18 ☑
- nightwear (nightclothes, nightdress, gown, pajamas, robe) X05 ☑
- object (hot) NEC X19 ☑
- pipe (hot) X16 ☑
  - smoking X08.8 ☑
    - with ignition of clothing NEC X06.2 ☑
      - nightwear X05 ☑
- powder — *see* Powder burn
- radiator (hot) X16 ☑
- saucepan (hot) (glass) (metal) X15.3 ☑
  - stated as undetermined whether accidental or intentional Y27.3 ☑
  - suicide (attempt) X77.3 ☑
- self-inflicted X76 ☑
  - stated as undetermined whether accidental or intentional Y26 ☑
- steam X13.1 ☑
  - pipe X16 ☑
    - stated as undetermined whether accidental or intentional Y27.8 ☑
  - stated as undetermined whether accidental or intentional Y27.0 ☑
  - suicide (attempt) X77.0 ☑
- stove (hot) (kitchen) X15.0 ☑
  - stated as undetermined whether accidental or intentional Y27.3 ☑
  - suicide (attempt) X77.3 ☑
- substance (hot) NEC X19 ☑
  - boiling X12 ☑
    - stated as undetermined whether accidental or intentional Y27.2 ☑
    - suicide (attempt) X77.2 ☑
  - molten (metal) X18 ☑
- suicide (attempt) NEC X76 ☑
  - hot

household appliance X77.3 ☑
object X77.9 ☑
stated as undetermined whether accidental or intentional Y27.0 ☑
therapeutic misadventure
heat in local application or packing during medical or surgical procedure Y63.5
overdose of radiation Y63.2
toaster (hot) X15.1 ☑
stated as undetermined whether accidental or intentional Y27.3 ☑
suicide (attempt) X77.3 ☑
tool (hot) X17 ☑
torch, welding X08.8 ☑
with ignition of clothing NEC X06.2 ☑
nightwear X05 ☑
trash fire (controlled) — *see* Exposure, fire, controlled, not in building
uncontrolled — *see* Exposure, fire, uncontrolled, not in building
vapor (hot) X13.1 ☑
stated as undetermined whether accidental or intentional Y27.0 ☑
suicide (attempt) X77.0 ☑
Very pistol — *see* Discharge, firearm NEC
Butted by animal W55.82 ☑
bull W55.22 ☑
cow W55.22 ☑
goat W55.32 ☑
horse W55.12 ☑
pig W55.42 ☑
sheep W55.32 ☑

C

- **Caisson** disease — *see* Air, pressure, change
- **Campfire** (exposure to) (controlled) (*see also* Exposure, fire, controlled, not in building)
  - uncontrolled — *see* Exposure, fire, uncontrolled, not in building
- **Capital** punishment (any means) — *see* Legal, intervention
- **Car** sickness T75.3 ☑
- **Casualty** (not due to war) NEC X58 ☑
  - war — *see* War operations
- **Cat**
  - bite W55.01 ☑
  - scratch W55.03 ☑
- **Cataclysm,** cataclysmic (any injury) NEC — *see* Forces of nature
- **Catching** fire — *see* Exposure, fire
- **Caught**
  - between
    - folding object W23.0 ☑
    - objects (moving) W23.0 ☑
      - and
        - machinery — *see* Contact, with, by type of machine
        - stationary W23.2 ☑
      - stationary W23.1 ☑
        - and moving W23.2 ☑
    - sliding door and door frame W23.0 ☑
  - by, in
    - machinery (moving parts of) — *see* Contact, with, by type of machine
    - washing-machine wringer W23.0 ☑
  - under packing crate (due to losing grip) W23.1 ☑
- **Cave-in** caused by cataclysmic earth surface movement or eruption — *see* Landslide
- **Change(s)** in air pressure — *see* Air, pressure, change
- **Choked,** choking (on) (any object except food or vomitus)
  - food (bone) (seed) — *see* categories T17 ☑ and T18 ☑
  - vomitus T17.81 ☑

- **Civil** insurrection — *see* War operations
- **Cloudburst** (any injury) X37.8 ☑
- **Cold,** exposure to (accidental) (excessive) (extreme) (natural) (place) NEC — *see* Exposure, cold
- **Collapse**
  - building W20.1 ☑
    - burning (uncontrolled fire) X00.2 ☑
  - dam or man-made structure (causing earth movement) X36.0 ☑
  - machinery — *see* Contact, with, by type of machine
  - structure W20.1 ☑
    - burning (uncontrolled fire) X00.2 ☑
- **Collision** (accidental) NEC (*see also* Accident, transport) V89.9 ☑
  - pedestrian W51 ☑
    - with fall W03 ☑
      - due to ice or snow W00.0 ☑
      - involving pedestrian conveyance — *see* Accident, transport, pedestrian, conveyance
    - and
      - crowd or human stampede (with fall) W52 ☑
      - object W22.8 ☑
        - with fall — *see* Fall, due to, bumping against, object
  - person(s) — *see* Collision, pedestrian
  - transport vehicle NEC V89.9 ☑
    - and
      - avalanche, fallen or not moving — *see* Accident, transport
        - falling or moving — *see* Landslide
      - landslide, fallen or not moving — *see* Accident, transport
        - falling or moving — *see* Landslide
    - due to cataclysm — *see* Forces of nature, by type
    - intentional, purposeful suicide (attempt) — *see* Suicide, collision
- **Combustion,** spontaneous — *see* Ignition
- **Complication** (delayed) of or following (medical or surgical procedure) Y84.9

- with misadventure — *see* Misadventure
- amputation of limb(s) Y83.5
- anastomosis (arteriovenous) (blood vessel) (gastrojejunal) (tendon) (natural or artificial material) Y83.2
- aspiration (of fluid) Y84.4
  - tissue Y84.8
- biopsy Y84.8
- blood
  - sampling Y84.7
  - transfusion
    - procedure Y84.8
- bypass Y83.2
- catheterization (urinary) Y84.6
  - cardiac Y84.0
- colostomy Y83.3
- cystostomy Y83.3
- dialysis (kidney) Y84.1
- drug — *see* Table of Drugs and Chemicals
- due to misadventure — *see* Misadventure
- duodenostomy Y83.3
- electroshock therapy Y84.3
- external stoma, creation of Y83.3
- formation of external stoma Y83.3
- gastrostomy Y83.3
- graft Y83.2
- hypothermia (medically-induced) Y84.8
- implant, implantation (of)
  - artificial
    - internal device (cardiac pacemaker) (electrodes in brain) (heart valve prosthesis) (orthopedic) Y83.1
    - material or tissue (for anastomosis or bypass) Y83.2
      - with creation of external stoma Y83.3
  - natural tissues (for anastomosis or bypass) Y83.2

- with creation of external stoma Y83.3
- infusion
  - procedure Y84.8
- injection — *see* Table of Drugs and Chemicals
  - procedure Y84.8
- insertion of gastric or duodenal sound Y84.5
- insulin-shock therapy Y84.3
- paracentesis (abdominal) (thoracic) (aspirative) Y84.4
- procedures other than surgical operation — *see* Complication of or following, by type of procedure
- radiological procedure or therapy Y84.2
- removal of organ (partial) (total) NEC Y83.6
- sampling
  - blood Y84.7
  - fluid NEC Y84.4
  - tissue Y84.8
- shock therapy Y84.3
- surgical operation NEC (*see also* Complication of or following, by type of operation) Y83.9
  - reconstructive NEC Y83.4
    - with
      - anastomosis, bypass or graft Y83.2
      - formation of external stoma Y83.3
  - specified NEC Y83.8
- transfusion (*see also* Table of Drugs and Chemicals)
  - procedure Y84.8
- transplant, transplantation (heart) (kidney) (liver) (whole organ, any) Y83.0
  - partial organ Y83.4
- ureterostomy Y83.3
- vaccination (*see also* Table of Drugs and Chemicals)
  - procedure Y84.8

Compression

- divers' squeeze — *see* Air, pressure, change
- trachea by
  - food (lodged in esophagus) — *see* categories T17 ☑ and T18 ☑
  - vomitus (lodged in esophagus) T17.81 ☑

Conflagration — *see* Exposure, fire, uncontrolled

Constriction (external)
- hair W49.01 ☑
- jewelry W49.04 ☑
- ring W49.04 ☑
- rubber band W49.03 ☑
- specified item NEC W49.09 ☑
- string W49.02 ☑
- thread W49.02 ☑

Contact (accidental)
- with
  - abrasive wheel (metalworking) W31.1 ☑
  - alligator W58.09 ☑
    - bite W58.01 ☑
    - crushing W58.03 ☑
    - strike W58.02 ☑
  - amphibian W62.9 ☑
    - frog W62.0 ☑
    - toad W62.1 ☑
  - animal (nonvenomous) NEC W64 ☑
    - marine W56.89 ☑

- bite W56.81
- dolphin — *see* Contact, with, dolphin
- fish NEC — *see* Contact, with, fish
- mammal — *see* Contact, with, mammal, marine
- orca — *see* Contact, with, orca
- sea lion — *see* Contact, with, sea lion
- shark — *see* Contact, with, shark
- strike W56.82

animate mechanical force NEC W64

arrow W21.89

- not thrown, projected or falling W45.8

arthropods (nonvenomous) W57

axe W27.0

band-saw (industrial) W31.2

bayonet — *see* Bayonet wound

bee(s) X58

bench-saw (industrial) W31.2

bird W61.99

- bite W61.91
- chicken — *see* Contact, with, chicken
- duck — *see* Contact, with, duck
- goose — *see* Contact, with, goose
- macaw — *see* Contact, with, macaw
- parrot — *see* Contact, with, parrot
- psittacine — *see* Contact, with, psittacine
- strike W61.92
- turkey — *see* Contact, with, turkey

blender W29.0

boiling water X12

- stated as undetermined whether accidental or intentional Y27.2
- suicide (attempt) X77.2

- bore, earth-drilling or mining (land) (seabed) W31.0 ☑
- buffalo — *see* Contact, with, hoof stock NEC
- bull W55.29 ☑
  - bite W55.21 ☑
  - gored W55.22 ☑
  - strike W55.22 ☑
- bumper cars W31.81 ☑
- camel — *see* Contact, with, hoof stock NEC
- can
  - lid W26.8 ☑
  - opener W27.4 ☑
    - powered W29.0 ☑
- cat W55.09 ☑
  - bite W55.01 ☑
  - scratch W55.03 ☑
- caterpillar (venomous) X58 ☑
- centipede (venomous) X58 ☑
- chain
  - hoist W24.0 ☑
    - agricultural operations W30.89 ☑
  - saw W29.3 ☑
- chicken W61.39 ☑
  - peck W61.33 ☑
  - strike W61.32 ☑
- chisel W27.0 ☑
- circular saw W31.2 ☑
- cobra X58 ☑
- combine (harvester) W30.0 ☑
- conveyer belt W24.1 ☑
- cooker (hot) X15.8 ☑

- stated as undetermined whether accidental or intentional Y27.3 ☑
- suicide (attempt) X77.3 ☑

coral X58 ☑
cotton gin W31.82 ☑
cow W55.29 ☑
- bite W55.21 ☑
- strike W55.22 ☑

crane W24.0 ☑
- agricultural operations W30.89 ☑

crocodile W58.19 ☑
- bite W58.11 ☑
- crushing W58.13 ☑
- strike W58.12 ☑

dagger W26.1 ☑
- stated as undetermined whether accidental or intentional Y28.2 ☑
- suicide (attempt) X78.2 ☑

dairy equipment W31.82 ☑
dart W21.89 ☑
- not thrown, projected or falling W45.8 ☑

deer — *see* Contact, with, hoof stock NEC
derrick W24.0 ☑
- agricultural operations W30.89 ☑
  - hay W30.2 ☑

dog W54.8 ☑
- bite W54.0 ☑
- strike W54.1 ☑

dolphin W56.09 ☑
- bite W56.01 ☑
- strike W56.02 ☑

donkey — *see* Contact, with, hoof stock NEC
drill (powered) W29.8 ☑
- earth (land) (seabed) W31.0 ☑
- nonpowered W27.8 ☑

- drive belt W24.0
  - agricultural operations W30.89
- dry ice — *see* Exposure, cold, man-made
- dryer (clothes) (powered) (spin) W29.2
- duck W61.69
  - bite W61.61
  - strike W61.62
- earth (-)
  - drilling machine (industrial) W31.0
  - scraping machine in stationary use W31.83
- edge of stiff paper W26.2
- electric
  - beater W29.0
  - blanket X16
  - fan W29.2
    - commercial W31.82
  - knife W29.1
  - mixer W29.0
- elevator (building) W24.0
  - agricultural operations W30.89
    - grain W30.3
- engine(s), hot NEC X17
- excavating machine W31.0
- farm machine W30.9
- feces — *see* Contact, with, by type of animal
- fer de lance X58
- fish W56.59
  - bite W56.51
  - shark — *see* Contact, with, shark
  - strike W56.52

- fishing hook W45.3
- flying horses W31.81
- forging (metalworking) machine W31.1
- fork W27.4
- forklift (truck) W24.0
  - agricultural operations W30.89
- frog W62.0
- garden
  - cultivator (powered) W29.3
    - riding W30.89
  - fork W27.1
- gas turbine W31.3
- Gila monster X58
- giraffe — *see* Contact, with, hoof stock NEC
- glass (sharp) (broken) W25
  - with subsequent fall W18.02
  - assault X99.0
  - due to fall — *see* Fall, by type
  - stated as undetermined whether accidental or intentional Y28.0
  - suicide (attempt) X78.0
- goat W55.39
  - bite W55.31
  - strike W55.32
- goose W61.59
  - bite W61.51
  - strike W61.52
- hand
  - saw W27.0
  - tool (not powered) NEC W27.8
    - powered W29.8

- harvester W30.0 ☑
- hay-derrick W30.2 ☑
- heat NEC X19 ☑
  - from appliance (electrical) (household) — *see* Contact, with, hot, household appliance
    - heating appliance X16 ☑
- heating
  - appliance (hot) X16 ☑
  - pad (electric) X16 ☑
- hedge-trimmer (powered) W29.3 ☑
- hoe W27.1 ☑
- hoist (chain) (shaft) NEC W24.0 ☑
  - agricultural W30.89 ☑
- hoof stock NEC W55.39 ☑
  - bite W55.31 ☑
  - strike W55.32 ☑
- hornet(s) X58 ☑
- horse W55.19 ☑
  - bite W55.11 ☑
  - strike W55.12 ☑
- hot
  - air X14.1 ☑
    - inhalation X14.0 ☑
  - cooker X15.8 ☑
  - cooking
    - pan X15.3 ☑
    - pot X15.3 ☑
  - drinks X10.0 ☑
  - engine X17 ☑
  - fats X10.2 ☑
  - fluids NEC X12 ☑

- assault X98.2 ☑
- suicide (attempt) X77.2 ☑
- undetermined whether accidental or intentional Y27.2 ☑
- food X10.1 ☑
- gases X14.1 ☑
  - inhalation X14.0 ☑
- heating appliance X16 ☑
- household appliance X15.8 ☑
  - assault X98.3 ☑
  - cooker X15.8 ☑
  - hotplate X15.2 ☑
  - kettle X15.8 ☑
  - light bulb X15.8 ☑
  - object NEC X19 ☑
    - assault X98.8 ☑
    - stated as undetermined whether accidental or intentional Y27.9 ☑
    - suicide (attempt) X77.8 ☑
  - saucepan X15.3 ☑
  - skillet X15.3 ☑
  - stove X15.0 ☑
  - stated as undetermined whether accidental or intentional Y27.3 ☑
  - suicide (attempt) X77.3 ☑
  - toaster X15.1 ☑
- kettle X15.8 ☑
- light bulb X15.8 ☑
- liquid NEC (*see also* Burn) X12 ☑
  - drinks X10.0 ☑
  - stated as undetermined whether accidental or intentional Y27.2 ☑
  - suicide (attempt) X77.2 ☑
  - tap water X11.8 ☑
    - stated as undetermined whether accidental or intentional Y27.1 ☑
    - suicide (attempt) X77.1 ☑

- machinery X17 ☑
- metal (molten) (liquid) NEC X18 ☑
- object (not producing fire or flames) NEC X19 ☑
- oil (cooking) X10.2 ☑
- pipe X16 ☑
- plate X15.2 ☑
- radiator X16 ☑
- saucepan (glass) (metal) X15.3 ☑
- skillet X15.3 ☑
- stove (kitchen) X15.0 ☑
- substance NEC X19 ☑
- tap-water X11.8 ☑
  - assault X98.1 ☑
  - heated on stove X12 ☑
    - stated as undetermined whether accidental or intentional Y27.2 ☑
    - suicide (attempt) X77.2 ☑
  - in bathtub X11.0 ☑
  - running X11.1 ☑
  - stated as undetermined whether accidental or intentional Y27.1 ☑
  - suicide (attempt) X77.1 ☑
- toaster X15.1 ☑
- tool X17 ☑
- vapors X13.1 ☑
  - inhalation X13.0 ☑
- water (tap) X11.8 ☑
  - boiling X12 ☑
    - stated as undetermined whether accidental or intentional Y27.2 ☑
    - suicide (attempt) X77.2 ☑
  - heated on stove X12 ☑
    - stated as undetermined whether accidental or intentional Y27.2 ☑
    - suicide (attempt) X77.2 ☑

- in bathtub X11.0 ☑
- running X11.1 ☑
- stated as undetermined whether accidental or intentional Y27.1 ☑
- suicide (attempt) X77.1 ☑

- hotplate X15.2 ☑
- ice-pick W27.4 ☑
- insect (nonvenomous) NEC W57 ☑
- kettle (hot) X15.8 ☑
- knife W26.0 ☑
  - assault X99.1 ☑
  - electric W29.1 ☑
  - stated as undetermined whether accidental or intentional Y28.1 ☑
  - suicide (attempt) X78.1 ☑
- lathe (metalworking) W31.1 ☑
  - turnings W45.8 ☑
  - woodworking W31.2 ☑
- lawnmower (powered) (ridden) W28 ☑
  - causing electrocution W86.8 ☑
    - suicide (attempt) X83.1 ☑
  - unpowered W27.1 ☑
- lift, lifting (devices) W24.0 ☑
  - agricultural operations W30.89 ☑
  - shaft W24.0 ☑
- liquefied gas — *see* Exposure, cold, man-made
- liquid air, hydrogen, nitrogen — *see* Exposure, cold, man-made
- lizard (nonvenomous) W59.09 ☑
  - bite W59.01 ☑
  - strike W59.02 ☑
- llama — *see* Contact, with, hoof stock NEC
- macaw W61.19 ☑
  - bite W61.11 ☑
  - strike W61.12 ☑

- machine, machinery W31.9 ☑
  - abrasive wheel W31.1 ☑
  - agricultural including animal-powered W30.9 ☑
    - combine harvester W30.0 ☑
    - grain storage elevator W30.3 ☑
    - hay derrick W30.2 ☑
    - power take-off device W30.1 ☑
    - reaper W30.0 ☑
    - specified NEC W30.89 ☑
    - thresher W30.0 ☑
    - transport vehicle, stationary W30.81 ☑
  - band saw W31.2 ☑
  - bench saw W31.2 ☑
  - circular saw W31.2 ☑
  - commercial NEC W31.82 ☑
  - drilling, metal (industrial) W31.1 ☑
  - earth-drilling W31.0 ☑
  - earthmoving or scraping W31.89 ☑
  - excavating W31.89 ☑
  - forging machine W31.1 ☑
  - gas turbine W31.3 ☑
  - hot X17 ☑
  - internal combustion engine W31.3 ☑
  - land drill W31.0 ☑
  - lathe W31.1 ☑
  - lifting (devices) W24.0 ☑
  - metal drill W31.1 ☑
  - metalworking (industrial) W31.1 ☑
  - milling, metal W31.1 ☑
  - mining W31.0 ☑
  - molding W31.2 ☑
  - overhead plane W31.2 ☑

- power press, metal W31.1 ☑
- prime mover W31.3 ☑
- printing W31.89 ☑
- radial saw W31.2 ☑
- recreational W31.81 ☑
- roller-coaster W31.81 ☑
- rolling mill, metal W31.1 ☑
- sander W31.2 ☑
- seabed drill W31.0 ☑
- shaft
  - hoist W31.0 ☑
  - lift W31.0 ☑
- specified NEC W31.89 ☑
- spinning W31.89 ☑
- steam engine W31.3 ☑
- transmission W24.1 ☑
- undercutter W31.0 ☑
- water driven turbine W31.3 ☑
- weaving W31.89 ☑
- woodworking or forming (industrial) W31.2 ☑

mammal (feces) (urine) W55.89 ☑

- bull — *see* Contact, with, bull
- cat — *see* Contact, with, cat
- cow — *see* Contact, with, cow
- goat — *see* Contact, with, goat
- hoof stock — *see* Contact, with, hoof stock
- horse — *see* Contact, with, horse
- marine W56.39 ☑

- dolphin — *see* Contact, with, dolphin
- orca — *see* Contact, with, orca
- sea lion — *see* Contact, with, sea lion
- specified NEC W56.39 ☑
  - bite W56.31 ☑
  - strike W56.32 ☑
- pig — *see* Contact, with, pig
- raccoon — *see* Contact, with, raccoon
- rodent — *see* Contact, with, rodent
- sheep — *see* Contact, with, sheep
- specified NEC W55.89 ☑
  - bite W55.81 ☑
  - strike W55.82 ☑

marine

- animal W56.89 ☑
  - bite W56.81 ☑
  - dolphin — *see* Contact, with, dolphin
  - fish NEC — *see* Contact, with, fish
  - mammal — *see* Contact, with, mammal, marine
  - orca — *see* Contact, with, orca
  - sea lion — *see* Contact, with, sea lion
  - shark — *see* Contact, with, shark
  - strike W56.82 ☑

meat

- grinder (domestic) W29.0 ☑
  - industrial W31.82 ☑
  - nonpowered W27.4 ☑
- slicer (domestic) W29.0 ☑
  - industrial W31.82 ☑

- merry go round W31.81 ☑
- metal, hot (liquid) (molten) NEC X18 ☑
- millipede W57 ☑
- nail W45.0 ☑
  - gun W29.4 ☑
- needle (sewing) W27.3 ☑
  - hypodermic W46.0 ☑
    - contaminated W46.1 ☑
- object (blunt) NEC
  - hot NEC X19 ☑
  - legal intervention — *see* Legal, intervention, blunt object
  - sharp NEC W45.8 ☑
    - inflicted by other person NEC W45.8 ☑
      - stated as
        - intentional homicide (attempt) — *see* Assault, cutting or piercing instrument
    - legal intervention — *see* Legal, intervention, sharp object
    - self-inflicted X78.9 ☑
- orca W56.29 ☑
  - bite W56.21 ☑
  - strike W56.22 ☑
- overhead plane W31.2 ☑
- paper (as sharp object) W26.2 ☑
- paper-cutter W27.5 ☑
- parrot W61.09 ☑
  - bite W61.01 ☑
  - strike W61.02 ☑
- pig W55.49 ☑
  - bite W55.41 ☑
  - strike W55.42 ☑
- pipe, hot X16 ☑
- pitchfork W27.1 ☑
- plane (metal) (wood) W27.0 ☑

- overhead W31.2
- plant thorns, spines, sharp leaves or other mechanisms W60
- powered
  - garden cultivator W29.3
  - household appliance, implement, or machine W29.8
  - saw (industrial) W31.2
    - hand W29.8
- printing machine W31.89
- psittacine bird W61.29
  - bite W61.21
  - macaw — *see* Contact, with, macaw
  - parrot — *see* Contact, with, parrot
  - strike W61.22
- pulley (block) (transmission) W24.0
  - agricultural operations W30.89
- raccoon W55.59
  - bite W55.51
  - strike W55.52
- radial-saw (industrial) W31.2
- radiator (hot) X16
- rake W27.1
- rattlesnake X58
- reaper W30.0
- reptile W59.89
  - lizard — *see* Contact, with, lizard
  - snake — *see* Contact, with, snake
  - specified NEC W59.89
    - bite W59.81
    - crushing W59.83
    - strike W59.82
  - turtle — *see* Contact, with, turtle

- rivet gun (powered) W29.4 ☑
- road scraper — *see* Accident, transport, construction vehicle
- rodent (feces) (urine) W53.89 ☑
  - bite W53.81 ☑
  - mouse W53.09 ☑
    - bite W53.01 ☑
  - rat W53.19 ☑
    - bite W53.11 ☑
  - specified NEC W53.89 ☑
    - bite W53.81 ☑
  - squirrel W53.29 ☑
    - bite W53.21 ☑
- roller coaster W31.81 ☑
- rope NEC W24.0 ☑
  - agricultural operations W30.89 ☑
- saliva — *see* Contact, with, by type of animal
- sander W29.8 ☑
  - industrial W31.2 ☑
- saucepan (hot) (glass) (metal) X15.3 ☑
- saw W27.0 ☑
  - band (industrial) W31.2 ☑
  - bench (industrial) W31.2 ☑
  - chain W29.3 ☑
  - hand W27.0 ☑
- sawing machine, metal W31.1 ☑
- scissors W27.2 ☑
- scorpion X58 ☑
- screwdriver W27.0 ☑
  - powered W29.8 ☑
- sea

- anemone, cucumber or urchin (spine) X58 ☑
- lion W56.19 ☑
  - bite W56.11 ☑
  - strike W56.12 ☑
- serpent — *see* Contact, with, snake, by type
- sewing-machine (electric) (powered) W29.2 ☑
  - not powered W27.8 ☑
- shaft (hoist) (lift) (transmission) NEC W24.0 ☑
  - agricultural W30.89 ☑
- shark W56.49 ☑
  - bite W56.41 ☑
  - strike W56.42 ☑
- sharp object(s) W26.9 ☑
  - specified NEC W26.8 ☑
- shears (hand) W27.2 ☑
  - powered (industrial) W31.1 ☑
    - domestic W29.2 ☑
- sheep W55.39 ☑
  - bite W55.31 ☑
  - strike W55.32 ☑
- shovel W27.8 ☑
  - steam — *see* Accident, transport, construction vehicle
- snake (nonvenomous) W59.19 ☑
  - bite W59.11 ☑
  - crushing W59.13 ☑
  - strike W59.12 ☑

- spade W27.1
- spider (venomous) X58
- spin-drier W29.2
- spinning machine W31.89
- splinter W45.8
- sports equipment W21.9
- staple gun (powered) W29.8
- steam X13.1
  - engine W31.3
  - inhalation X13.0
  - pipe X16
  - shovel W31.89
- stove (hot) (kitchen) X15.0
- substance, hot NEC X19
  - molten (metal) X18
- sword W26.1
  - assault X99.2
  - stated as undetermined whether accidental or intentional Y28.2
  - suicide (attempt) X78.2
- tarantula X58
- thresher W30.0
- tin can lid W26.8
- toad W62.1
- toaster (hot) X15.1
- tool W27.8
  - hand (not powered) W27.8

- auger W27.0 ☑
- axe W27.0 ☑
- can opener W27.4 ☑
- chisel W27.0 ☑
- fork W27.4 ☑
- garden W27.1 ☑
- handsaw W27.0 ☑
- hoe W27.1 ☑
- ice-pick W27.4 ☑
- kitchen utensil W27.4 ☑
- manual
  - lawn mower W27.1 ☑
  - sewing machine W27.8 ☑
- meat grinder W27.4 ☑
- needle (sewing) W27.3 ☑
  - hypodermic W46.0 ☑
    - contaminated W46.1 ☑
- paper cutter W27.5 ☑
- pitchfork W27.1 ☑
- rake W27.1 ☑
- scissors W27.2 ☑
- screwdriver W27.0 ☑
- specified NEC W27.8 ☑
- workbench W27.0 ☑

hot X17 ☑

powered W29.8 ☑

- blender W29.0 ☑
  - commercial W31.82 ☑
- can opener W29.0 ☑
  - commercial W31.82 ☑
- chainsaw W29.3 ☑
- clothes dryer W29.2 ☑
  - commercial W31.82 ☑

- dishwasher W29.2 ☑
  - commercial W31.82 ☑
- edger W29.3 ☑
- electric fan W29.2 ☑
  - commercial W31.82 ☑
- electric knife W29.1 ☑
- food processor W29.0 ☑
  - commercial W31.82 ☑
- garbage disposal W29.0 ☑
  - commercial W31.82 ☑
- garden tool W29.3 ☑
- hedge trimmer W29.3 ☑
- ice maker W29.0 ☑
  - commercial W31.82 ☑
- kitchen appliance W29.0 ☑
  - commercial W31.82 ☑
- lawn mower W28 ☑
- meat grinder W29.0 ☑
  - commercial W31.82 ☑
- mixer W29.0 ☑
  - commercial W31.82 ☑
- rototiller W29.3 ☑
- sewing machine W29.2 ☑
  - commercial W31.82 ☑
- washing machine W29.2 ☑
  - commercial W31.82 ☑

- transmission device (belt, cable, chain, gear, pinion, shaft) W24.1 ☑
  - agricultural operations W30.89 ☑
- turbine (gas) (water-driven) W31.3 ☑
- turkey W61.49 ☑
  - peck W61.43 ☑
  - strike W61.42 ☑

- turtle (nonvenomous) W59.29 ☑
  - bite W59.21 ☑
  - strike W59.22 ☑
  - terrestrial W59.89 ☑
    - bite W59.81 ☑
    - crushing W59.83 ☑
    - strike W59.82 ☑
- under-cutter W31.0 ☑
- urine — *see* Contact, with, by type of animal
- vehicle
  - agricultural use (transport) — *see* Accident, transport, agricultural vehicle
    - not on public highway W30.81 ☑
  - industrial use (transport) — *see* Accident, transport, industrial vehicle
    - not on public highway W31.83 ☑
  - off-road use (transport) — *see* Accident, transport, all-terrain or off-road vehicle
    - not on public highway W31.83 ☑
  - special construction use (transport) — *see* Accident, transport, construction vehicle
    - not on public highway W31.83 ☑
- venomous
  - animal X58 ☑
  - arthropods X58 ☑
  - lizard X58 ☑
  - marine animal NEC X58 ☑
  - marine plant NEC X58 ☑
  - millipedes (tropical) X58 ☑
  - plant(s) X58 ☑
  - snake X58 ☑
  - spider X58 ☑

- viper X58
- washing-machine (powered) W29.2
- wasp X58
- weaving-machine W31.89
- winch W24.0
  - agricultural operations W30.89
- wire NEC W24.0
  - agricultural operations W30.89
- wood slivers W45.8
- yellow jacket X58
- zebra — *see* Contact, with, hoof stock NEC

- pressure X50.9
- stress X50.9

Coup de soleil X32

Crash

- aircraft (in transit) (powered) V95.9
  - balloon V96.01
  - fixed wing NEC (private) V95.21
    - commercial V95.31
  - glider V96.21
    - hang V96.11
    - powered V95.11
  - helicopter V95.01
  - in war operations — *see* War operations, destruction of aircraft
  - microlight V95.11
  - nonpowered V96.9
    - specified NEC V96.8
  - powered NEC V95.8
  - stated as
    - homicide (attempt) Y08.81
    - suicide (attempt) X83.0
  - ultralight V95.11

- spacecraft V95.41 ☑
- transport vehicle NEC (*see also* Accident, transport) V89.9 ☑
  - homicide (attempt) Y03.8 ☑
  - motor NEC (traffic) V89.2 ☑
    - homicide (attempt) Y03.8 ☑
    - suicide (attempt) — *see* Suicide, collision

Cruelty (mental) (physical) (sexual) X58 ☑

Crushed (accidentally) X58 ☑
- between objects (moving) (stationary and moving) W23.0 ☑
  - stationary W23.1 ☑
- by
  - alligator W58.03 ☑
  - avalanche NEC — *see* Landslide
  - cave-in W20.0 ☑
    - caused by cataclysmic earth surface movement — *see* Landslide
  - crocodile W58.13 ☑
  - crowd or human stampede W52 ☑
  - falling
    - aircraft V97.39 ☑
      - in war operations — *see* War operations, destruction of aircraft
    - earth, material W20.0 ☑
      - caused by cataclysmic earth surface movement — *see* Landslide
    - object NEC W20.8 ☑
  - landslide NEC — *see* Landslide
  - lizard (nonvenomous) W59.09 ☑
  - machinery — *see* Contact, with, by type of machine
  - reptile NEC W59.89 ☑
  - snake (nonvenomous) W59.13 ☑
- in
  - machinery — *see* Contact, with, by type of machine

Cut, cutting (any part of body) (accidental) (*see also* Contact, with, by object or machine)

during medical or surgical treatment as misadventure — *see* Index to Diseases and Injuries, Complications
homicide (attempt) — *see* Assault, cutting or piercing instrument
inflicted by other person — *see* Assault, cutting or piercing instrument
legal
execution — *see* Legal, intervention
intervention — *see* Legal, intervention, sharp object
machine NEC (*see also* Contact, with, by type of machine) W31.9 ☑
self-inflicted — *see* Suicide, cutting or piercing instrument
suicide (attempt) — *see* Suicide, cutting or piercing instrument
Cyclone (any injury) X37.1 ☑

D

- **Decapitation** (accidental circumstances) NEC X58 ☑
  - homicide X99.9 ☑
  - legal execution — *see* Legal, intervention
- **Dehydration** from lack of water X58 ☑
- **Deprivation** X58 ☑
- **Derailment** (accidental)
  - railway (rolling stock) (train) (vehicle) (without antecedent collision) V81.7 ☑
    - with antecedent collision — *see* Accident, transport, railway vehicle occupant
  - streetcar (without antecedent collision) V82.7 ☑
    - with antecedent collision — *see* Accident, transport, streetcar occupant
- **Descent**
  - parachute (voluntary) (without accident to aircraft) V97.29 ☑
    - due to accident to aircraft — *see* Accident, transport, aircraft
- **Desertion** X58 ☑
- **Destitution** X58 ☑
- **Disability,** late effect or sequela of injury — *see* Sequelae
- **Discharge** (accidental)
  - airgun W34.010 ☑
    - assault X95.01 ☑
    - homicide (attempt) X95.01 ☑
    - stated as undetermined whether accidental or intentional Y24.0 ☑
    - suicide (attempt) X74.01 ☑
  - BB gun — *see* Discharge, airgun
  - firearm (accidental) Y24.9 ☑
    - accidental W34.00 ☑
    - assault X95.9 ☑
    - handgun (pistol) (revolver) Y22 ☑

- accidental W32.0 ☑
- assault X93 ☑
- homicide (attempt) X93 ☑
- legal intervention — *see* Legal, intervention, firearm, handgun
- stated as undetermined whether accidental or intentional Y22 ☑
- suicide (attempt) X72 ☑

- homicide (attempt) X95.9 ☑
- hunting rifle Y23.1 ☑
  - accidental W33.02 ☑
  - assault X94.1 ☑
  - homicide (attempt) X94.1 ☑
  - legal intervention
    - injuring
      - bystander Y35.032 ☑
      - law enforcement personnel Y35.031 ☑
      - suspect Y35.033 ☑
      - unspecified person Y35.039 ☑
  - stated as undetermined whether accidental or intentional Y23.1 ☑
  - suicide (attempt) X73.1 ☑
- larger Y23.9 ☑
  - accidental W33.00 ☑
  - assault X94.9 ☑
  - homicide (attempt) X94.9 ☑
  - hunting rifle — *see* Discharge, firearm, hunting rifle
  - legal intervention — *see* Legal, intervention, firearm by type of firearm
  - machine gun — *see* Discharge, firearm, machine gun
  - shotgun — *see* Discharge, firearm, shotgun
  - specified NEC Y23.8 ☑

- accidental W33.09 ☑
- assault X94.8 ☑
- homicide (attempt) X94.8 ☑
- legal intervention
  - injuring
    - bystander Y35.092 ☑
    - law enforcement personnel Y35.091 ☑
    - suspect Y35.003 ☑
    - unspecified person Y35.099 ☑
- stated as undetermined whether accidental or intentional Y23.8 ☑
- suicide (attempt) X73.8 ☑

- stated as undetermined whether accidental or intentional Y23.9 ☑
- suicide (attempt) X73.9 ☑

- legal intervention
  - injuring
    - bystander Y35.002 ☑
    - law enforcement personnel Y35.001 ☑
    - suspect Y35.003 ☑
    - unspecified person Y35.009 ☑
  - using rubber bullet
    - injuring
      - bystander Y35.042 ☑
      - law enforcement personnel Y35.041 ☑
      - suspect Y35.043 ☑
      - unspecified person Y35.049 ☑
- machine gun Y23.3 ☑

- accidental W33.03
- assault X94.2
- homicide (attempt) X94.2
- legal intervention — *see* Legal, intervention, firearm, machine gun
- stated as undetermined whether accidental or intentional Y23.3
- suicide (attempt) X73.2

- pellet gun — *see* Discharge, airgun
- shotgun Y23.0
  - accidental W33.01
  - assault X94.0
  - homicide (attempt) X94.0
  - legal intervention — *see* Legal, intervention, firearm, specified NEC
  - stated as undetermined whether accidental or intentional Y23.0
  - suicide (attempt) X73.0
- specified NEC W34.09
  - assault X95.8
  - homicide (attempt) X95.8
  - legal intervention — *see* Legal, intervention, firearm, specified NEC
  - stated as undetermined whether accidental or intentional Y24.8
  - suicide (attempt) X74.8
- stated as undetermined whether accidental or intentional Y24.9
- suicide (attempt) X74.9
- Very pistol W34.09
  - assault X95.8
  - homicide (attempt) X95.8
  - stated as undetermined whether accidental or intentional Y24.8
  - suicide (attempt) X74.8

- firework(s) W39
  - stated as undetermined whether accidental or intentional Y25
- gas-operated gun NEC W34.018

- airgun — *see* Discharge, airgun
- assault X95.09 ☑
- homicide (attempt) X95.09 ☑
- paintball gun — *see* Discharge, paintball gun
- stated as undetermined whether accidental or intentional Y24.8 ☑
- suicide (attempt) X74.09 ☑

gun NEC (*see also* Discharge, firearm NEC)
- air — *see* Discharge, airgun
- BB — *see* Discharge, airgun
- for single hand use — *see* Discharge, firearm, handgun
- hand — *see* Discharge, firearm, handgun
- machine — *see* Discharge, firearm, machine gun
- other specified — *see* Discharge, firearm NEC
- paintball — *see* Discharge, paintball gun
- pellet — *see* Discharge, airgun

handgun — *see* Discharge, firearm, handgun

machine gun — *see* Discharge, firearm, machine gun

paintball gun W34.011 ☑
- assault X95.02 ☑
- homicide (attempt) X95.02 ☑
- stated as undetermined whether accidental or intentional Y24.8 ☑
- suicide (attempt) X74.02 ☑

pistol — *see* Discharge, firearm, handgun
- flare — *see* Discharge, firearm, Very pistol
- pellet — *see* Discharge, airgun
- Very — *see* Discharge, firearm, Very pistol

revolver — *see* Discharge, firearm, handgun

rifle (hunting) — *see* Discharge, firearm, hunting rifle

shotgun — *see* Discharge, firearm, shotgun

spring-operated gun NEC W34.018 ☑

- assault X95.09
- homicide (attempt) X95.09
- stated as undetermined whether accidental or intentional Y24.8
- suicide (attempt) X74.09

Disease
- Andes W94.11
- aviator's — *see* Air, pressure
- range W94.11

Diver's disease, palsy, paralysis, squeeze — *see* Air, pressure

Diving (into water) — *see* Accident, diving

Dog bite W54.0

Dragged by transport vehicle NEC (*see also* Accident, transport) V09.9

Drinking poison (accidental) — *see* Table of Drugs and Chemicals

Dropped (accidentally) while being carried or supported by other person W04

Drowning (accidental) W74
- assault X92.9
- due to
  - accident (to)
    - machinery — *see* Contact, with, by type of machine
    - watercraft V90.89
      - burning V90.29
        - powered V90.23
          - merchant ship V90.20
          - passenger ship V90.21
          - fishing boat V90.22
          - jetskis V90.23
        - unpowered V90.28
          - canoe V90.25
          - inflatable V90.26
          - kayak V90.25
          - sailboat V90.24
          - water skis V90.27

- crushed V90.39 ☑
  - powered V90.33 ☑
    - merchant ship V90.30 ☑
    - passenger ship V90.31 ☑
    - fishing boat V90.32 ☑
    - jetskis V90.33 ☑
  - unpowered V90.38 ☑
    - canoe V90.35 ☑
    - inflatable V90.36 ☑
    - kayak V90.35 ☑
    - sailboat V90.34 ☑
    - water skis V90.37 ☑
- overturning V90.09 ☑
  - powered V90.03 ☑
    - merchant ship V90.00 ☑
    - passenger ship V90.01 ☑
    - fishing boat V90.02 ☑
    - jetskis V90.03 ☑
  - unpowered V90.08 ☑
    - canoe V90.05 ☑
    - inflatable V90.06 ☑
    - kayak V90.05 ☑
    - sailboat V90.04 ☑
- sinking V90.19 ☑
  - powered V90.13 ☑
    - merchant ship V90.10 ☑
    - passenger ship V90.11 ☑
    - fishing boat V90.12 ☑
    - jetskis V90.13 ☑
  - unpowered V90.18 ☑

- canoe V90.15 ☑
- inflatable V90.16 ☑
- kayak V90.15 ☑
- sailboat V90.14 ☑
- specified type NEC V90.89 ☑
  - powered V90.83 ☑
    - merchant ship V90.80 ☑
    - passenger ship V90.81 ☑
    - fishing boat V90.82 ☑
    - jetskis V90.83 ☑
  - unpowered V90.88 ☑
    - canoe V90.85 ☑
    - inflatable V90.86 ☑
    - kayak V90.85 ☑
    - sailboat V90.84 ☑
    - water skis V90.87 ☑
- avalanche — *see* Landslide
- cataclysmic
  - earth surface movement NEC — *see* Forces of nature, earth movement
  - storm — *see* Forces of nature, cataclysmic storm
- cloudburst X37.8 ☑
- cyclone X37.1 ☑
- fall overboard (from) V92.09 ☑
  - powered craft V92.03 ☑
    - ferry boat V92.01 ☑
    - liner V92.01 ☑
    - merchant ship V92.00 ☑
    - passenger ship V92.01 ☑
    - fishing boat V92.02 ☑
    - jetskis V92.03 ☑
  - unpowered craft V92.08 ☑

- canoe V92.05 ☑
- inflatable V92.06 ☑
- kayak V92.05 ☑
- sailboat V92.04 ☑
- surf-board V92.08 ☑
- water skis V92.07 ☑
- windsurfer V92.08 ☑

resulting from

- accident to watercraft — *see* Drowning, due to, accident to, watercraft
- being washed overboard (from) V92.29 ☑
  - powered craft V92.23 ☑
    - ferry boat V92.21 ☑
    - liner V92.21 ☑
    - merchant ship V92.20 ☑
    - passenger ship V92.21 ☑
    - fishing boat V92.22 ☑
    - jetskis V92.23 ☑
  - unpowered craft V92.28 ☑
    - canoe V92.25 ☑
    - inflatable V92.26 ☑
    - kayak V92.25 ☑
    - sailboat V92.24 ☑
    - surf-board V92.28 ☑
    - water skis V92.27 ☑
    - windsurfer V92.28 ☑
- motion of watercraft V92.19 ☑
  - powered craft V92.13 ☑
    - ferry boat V92.11 ☑
    - liner V92.11 ☑
    - merchant ship V92.10 ☑
    - passenger ship V92.11 ☑
    - fishing boat V92.12 ☑
    - jetskis V92.13 ☑

- unpowered craft
  - canoe V92.15 ☑
  - inflatable V92.16 ☑
  - kayak V92.15 ☑
  - sailboat V92.14 ☑
- hurricane X37.0 ☑
- jumping into water from watercraft (involved in accident) (*see also* Drowning, due to, accident to, watercraft)
  - without accident to or on watercraft W16.711 ☑
- tidal wave NEC — *see* Forces of nature, tidal wave
- torrential rain X37.8 ☑

following
- fall
  - into
    - bathtub W16.211 ☑
    - bucket W16.221 ☑
    - fountain — *see* Drowning, following, fall, into, water, specified NEC
    - quarry — *see* Drowning, following, fall, into, water, specified NEC
    - reservoir — *see* Drowning, following, fall, into, water, specified NEC
    - swimming-pool W16.011 ☑
      - striking
        - bottom W16.021 ☑
        - wall W16.031 ☑
      - stated as undetermined whether accidental or intentional Y21.3 ☑
      - suicide (attempt) X71.2 ☑
    - water NOS W16.41 ☑
      - natural (lake) (open sea) (river) (stream) (pond) W16.111 ☑
        - striking
          - bottom W16.121 ☑
          - side W16.131 ☑
      - specified NEC W16.311 ☑
        - striking

- bottom W16.321 ☑
- wall W16.331 ☑
- overboard NEC — *see* Drowning, due to, fall overboard
- jump or dive
  - from boat W16.711 ☑
    - striking bottom W16.721 ☑
  - into
    - fountain — *see* Drowning, following, jump or dive, into, water, specified NEC
    - quarry — *see* Drowning, following, jump or dive, into, water, specified NEC
    - reservoir — *see* Drowning, following, jump or dive, into, water, specified NEC
    - swimming-pool W16.511 ☑
      - striking
        - bottom W16.521 ☑
        - wall W16.531 ☑
      - suicide (attempt) X71.2 ☑
    - water NOS W16.91 ☑
      - natural (lake) (open sea) (river) (stream) (pond) W16.611 ☑
      - specified NEC W16.811 ☑
        - striking
          - bottom W16.821 ☑
          - wall W16.831 ☑
      - striking bottom W16.621 ☑
- homicide (attempt) X92.9 ☑
- in
  - bathtub (accidental) W65 ☑
    - assault X92.0 ☑
    - following fall W16.211 ☑
      - stated as undetermined whether accidental or intentional Y21.1 ☑
    - stated as undetermined whether accidental or intentional Y21.0 ☑
    - suicide (attempt) X71.0 ☑
  - lake — *see* Drowning, in, natural water
  - natural water (lake) (open sea) (river) (stream) (pond) W69 ☑

- assault X92.3 ☑
- following
  - dive or jump W16.611 ☑
    - striking bottom W16.621 ☑
  - fall W16.111 ☑
    - striking
      - bottom W16.121 ☑
      - side W16.131 ☑
- stated as undetermined whether accidental or intentional Y21.4 ☑
- suicide (attempt) X71.3 ☑

quarry — *see* Drowning, in, specified place NEC
quenching tank — *see* Drowning, in, specified place NEC
reservoir — *see* Drowning, in, specified place NEC
river — *see* Drowning, in, natural water
sea — *see* Drowning, in, natural water
specified place NEC W73 ☑

- assault X92.8 ☑
- following
  - dive or jump W16.811 ☑
    - striking
      - bottom W16.821 ☑
      - wall W16.831 ☑
  - fall W16.311 ☑
    - striking
      - bottom W16.321 ☑
      - wall W16.331 ☑
- stated as undetermined whether accidental or intentional Y21.8 ☑
- suicide (attempt) X71.8 ☑

stream — *see* Drowning, in, natural water
swimming-pool W67 ☑

- assault X92.1 ☑

- following fall X92.2 ☑
- following
  - dive or jump W16.511 ☑
    - striking
      - bottom W16.521 ☑
      - wall W16.531 ☑
  - fall W16.011 ☑
    - striking
      - bottom W16.021 ☑
      - wall W16.031 ☑
- stated as undetermined whether accidental or intentional Y21.2 ☑
  - following fall Y21.3 ☑
- suicide (attempt) X71.1 ☑
  - following fall X71.2 ☑
- war operations — *see* War operations, restriction of airway

resulting from accident to watercraft — *see* Drowning, due to, accident to, watercraft

self-inflicted X71.9 ☑

stated as undetermined whether accidental or intentional Y21.9 ☑

suicide (attempt) X71.9 ☑

E

- **Earth** (surface) movement NEC — *see* Forces of nature, earth movement
- **Earth** falling (on) W20.0 ☑
  - caused by cataclysmic earth surface movement or eruption — *see* Landslide
- **Earthquake** (any injury) X34 ☑
- **Effect**(s) (adverse) of
  - air pressure (any) — *see* Air, pressure
  - cold, excessive (exposure to) — *see* Exposure, cold
  - heat (excessive) — *see* Heat
  - hot place (weather) — *see* Heat
  - insolation X30 ☑
  - late — *see* Sequelae
  - motion — *see* Motion
  - nuclear explosion or weapon in war operations — *see* War operations, nuclear weapon
  - radiation — *see* Radiation
  - travel — *see* Travel
- **Electric** shock (accidental) (by) (in) — *see* Exposure, electric current
- **Electrocution** (accidental) — *see* Exposure, electric current
- **Endotracheal** tube wrongly placed during anesthetic procedure
- **Entanglement**
  - in
    - bed linen, causing suffocation — *see* category T71 ☑
    - wheel of pedal cycle V19.88 ☑
- **Entry** of foreign body or material — *see* Foreign body
- **Environmental** pollution related condition — *see* category Z77 ☑
- **Execution**, legal (any method) — *see* Legal, intervention
- **Exhaustion**
  - cold — *see* Exposure, cold
  - due to excessive exertion (*see also* Overexertion) X50.9 ☑
  - heat — *see* Heat
- **Explosion** (accidental) (of) (with secondary fire) W40.9 ☑

- acetylene W40.1 ☑
- aerosol can W36.1 ☑
- air tank (compressed) (in machinery) W36.2 ☑
- aircraft (in transit) (powered) NEC V95.9 ☑
  - balloon V96.05 ☑
  - fixed wing NEC (private) V95.25 ☑
    - commercial V95.35 ☑
  - glider V96.25 ☑
    - hang V96.15 ☑
    - powered V95.15 ☑
  - helicopter V95.05 ☑
  - in war operations — *see* War operations, destruction of aircraft
  - microlight V95.15 ☑
  - nonpowered V96.9 ☑
    - specified NEC V96.8 ☑
  - powered NEC V95.8 ☑
  - stated as
    - homicide (attempt) Y08.81 ☑
    - suicide (attempt) X83.0 ☑
  - ultralight V95.15 ☑
- anesthetic gas in operating room W40.1 ☑
- antipersonnel bomb W40.8 ☑
  - assault X96.0 ☑
  - homicide (attempt) X96.0 ☑
  - suicide (attempt) X75 ☑
- assault X96.9 ☑
- bicycle tire W37.0 ☑
- blasting (cap) (materials) W40.0 ☑
- boiler (machinery), not on transport vehicle W35 ☑
  - on watercraft — *see* Explosion, in, watercraft

- butane W40.1 ☑
- caused by other person X96.9 ☑
- coal gas W40.1 ☑
- detonator W40.0 ☑
- dump (munitions) W40.8 ☑
- dynamite W40.0 ☑
  - in
    - assault X96.8 ☑
    - homicide (attempt) X96.8 ☑
    - legal intervention
      - injuring
        - bystander Y35.112 ☑
        - law enforcement personnel Y35.111 ☑
        - suspect Y35.113 ☑
        - unspecified person Y35.119 ☑
    - suicide (attempt) X75 ☑
- explosive (material) W40.9 ☑
  - gas W40.1 ☑
  - in blasting operation W40.0 ☑
  - specified NEC W40.8 ☑
    - in
      - assault X96.8 ☑
      - homicide (attempt) X96.8 ☑
      - legal intervention
        - injuring
          - bystander Y35.192 ☑
          - law enforcement personnel Y35.191 ☑
          - suspect Y35.193 ☑
          - unspecified person Y35.199 ☑
      - suicide (attempt) X75 ☑
- factory (munitions) W40.8 ☑
- fertilizer bomb W40.8 ☑

- assault X96.3 ☑
- homicide (attempt) X96.3 ☑
- suicide (attempt) X75 ☑

firearm (parts) NEC W34.19 ☑

- airgun W34.110 ☑
- BB gun W34.110 ☑
- gas, air or spring-operated gun NEC W34.118 ☑
- handgun W32.1 ☑
- hunting rifle W33.12 ☑
- larger firearm W33.10 ☑
  - specified NEC W33.19 ☑
- machine gun W33.13 ☑
- paintball gun W34.111 ☑
- pellet gun W34.110 ☑
- shotgun W33.11 ☑
- Very pistol [flare] W34.19 ☑

fire-damp W40.1 ☑

fireworks W39 ☑

gas (coal) (explosive) W40.1 ☑

- cylinder W36.9 ☑
  - aerosol can W36.1 ☑
  - air tank W36.2 ☑
  - pressurized W36.3 ☑
  - specified NEC W36.8 ☑

gasoline (fumes) (tank) not in moving motor vehicle W40.1 ☑

- bomb W40.8 ☑
  - assault X96.1 ☑
  - homicide (attempt) X96.1 ☑
  - suicide (attempt) X75 ☑
- in motor vehicle — *see* Accident, transport, by type of vehicle

- grain store W40.8 ☑
- grenade W40.8 ☑
  - in
    - assault X96.8 ☑
    - homicide (attempt) X96.8 ☑
    - legal intervention
      - injuring
        - bystander Y35.192 ☑
        - law enforcement personnel Y35.191 ☑
        - suspect Y35.193 ☑
        - unspecified person Y35.199 ☑
    - suicide (attempt) X75 ☑
- handgun (parts) — *see* Explosion, firearm, handgun
- homicide (attempt) X96.9 ☑
  - antipersonnel bomb — *see* Explosion, antipersonnel bomb
  - fertilizer bomb — *see* Explosion, fertilizer bomb
  - gasoline bomb — *see* Explosion, gasoline bomb
  - letter bomb — *see* Explosion, letter bomb
  - pipe bomb — *see* Explosion, pipe bomb
  - specified NEC X96.8 ☑
- hose, pressurized W37.8 ☑
- hot water heater, tank (in machinery) W35 ☑
  - on watercraft — *see* Explosion, in, watercraft
- in, on
  - dump W40.8 ☑
  - factory W40.8 ☑
  - mine (of explosive gases) NEC W40.1 ☑
  - watercraft V93.59 ☑
    - powered craft V93.53 ☑

- ferry boat V93.51 ☑
- fishing boat V93.52 ☑
- jetskis V93.53 ☑
- liner V93.51 ☑
- merchant ship V93.50 ☑
- passenger ship V93.51 ☑
- sailboat V93.54 ☑

letter bomb W40.8 ☑
- assault X96.2 ☑
- homicide (attempt) X96.2 ☑
- suicide (attempt) X75 ☑

machinery (*see also* Contact, with, by type of machine)
- on board watercraft — *see* Explosion, in, watercraft
- pressure vessel — *see* Explosion, by type of vessel

methane W40.1 ☑
mine W40.1 ☑
missile NEC W40.8 ☑
mortar bomb W40.8 ☑
- in
  - assault X96.8 ☑
  - homicide (attempt) X96.8 ☑
  - legal intervention
    - injuring
      - bystander Y35.192 ☑
      - law enforcement personnel Y35.191 ☑
      - suspect Y35.193 ☑
      - unspecified person Y35.199 ☑
  - suicide (attempt) X75 ☑

munitions (dump) (factory) W40.8 ☑
pipe, pressurized W37.8 ☑
- bomb W40.8 ☑

- assault X96.4
- homicide (attempt) X96.4
- suicide (attempt) X75
- pressure, pressurized
  - cooker W38
  - gas tank (in machinery) W36.3
  - hose W37.8
  - pipe W37.8
  - specified device NEC W38
  - tire W37.8
    - bicycle W37.0
  - vessel (in machinery) W38
- propane W40.1
- self-inflicted X75
- shell (artillery) NEC W40.8
  - during war operations — *see* War operations, explosion
  - in
    - legal intervention
      - injuring
        - bystander Y35.122
        - law enforcement personnel Y35.121
        - suspect Y35.123
        - unspecified person Y35.129
    - war — *see* War operations, explosion
- spacecraft V95.45
- steam or water lines (in machinery) W37.8
- stove W40.9
- stated as undetermined whether accidental or intentional Y25
- suicide (attempt) X75
- tire, pressurized W37.8
  - bicycle W37.0
- undetermined whether accidental or intentional Y25
- vehicle tire NEC W37.8

- bicycle W37.0 ☑
- war operations — *see* War operations, explosion

Exposure (to) X58 ☑

- air pressure change — *see* Air, pressure
- cold (accidental) (excessive) (extreme) (natural) (place) X31 ☑
  - assault Y08.89 ☑
  - due to
    - man-made conditions W93.8 ☑
      - dry ice (contact) W93.01 ☑
        - inhalation W93.02 ☑
      - liquid air (contact) (hydrogen) (nitrogen) W93.11 ☑
        - inhalation W93.12 ☑
      - refrigeration unit (deep freeze) W93.2 ☑
      - suicide (attempt) X83.2 ☑
    - weather (conditions) X31 ☑
  - homicide (attempt) Y08.89 ☑
  - self-inflicted X83.2 ☑
- due to abandonment or neglect X58 ☑
- electric current W86.8 ☑
  - appliance (faulty) W86.8 ☑
    - domestic W86.0 ☑
  - caused by other person Y08.89 ☑
  - conductor (faulty) W86.1 ☑
  - control apparatus (faulty) W86.1 ☑
  - electric power generating plant, distribution station W86.1 ☑
  - electroshock gun — *see* Exposure, electric current, taser
  - high-voltage cable W85 ☑
  - homicide (attempt) Y08.89 ☑
  - legal execution — *see* Legal, intervention, specified means NEC
  - lightning — *see* subcategory T75.0 ☑
  - live rail W86.8 ☑
  - misadventure in medical or surgical procedure in electroshock therapy Y63.4
  - motor (electric) (faulty) W86.8 ☑

- domestic W86.0
- self-inflicted X83.1
- specified NEC W86.8
  - domestic W86.0
- stun gun — *see* Exposure, electric current, taser
- suicide (attempt) X83.1
- taser W86.8
  - assault Y08.89
  - legal intervention — *see* category Y35
  - self-harm (intentional) X83.8
  - undetermined intent Y33
- third rail W86.8
- transformer (faulty) W86.1
- transmission lines W85

environmental tobacco smoke X58

excessive
- cold — *see* Exposure, cold
- heat (natural) NEC X30
  - man-made W92

factor(s) NOS X58
- environmental NEC X58
  - man-made NEC W99
  - natural NEC — *see* Forces of nature
- specified NEC X58

fire, flames (accidental) X08.8
- assault X97
- campfire — *see* Exposure, fire, controlled, not in building
- controlled (in)
  - with ignition (of) clothing (*see also* Ignition, clothes) X06.2
    - nightwear X05
  - bonfire — *see* Exposure, fire, controlled, not in building
  - brazier (in building or structure) (*see also* Exposure, fire, controlled, building)

- not in building or structure — *see* Exposure, fire, controlled, not in building
- building or structure X02.0 ☑
  - with
    - fall from building X02.3 ☑
    - injury due to building collapse X02.2 ☑
    - jump from building X02.5 ☑
    - smoke inhalation X02.1 ☑
  - hit by object from building X02.4 ☑
  - specified mode of injury NEC X02.8 ☑
- fireplace, furnace or stove — *see* Exposure, fire, controlled, building
- not in building or structure X03.0 ☑
  - with
    - fall X03.3 ☑
    - smoke inhalation X03.1 ☑
  - hit by object X03.4 ☑
  - specified mode of injury NEC X03.8 ☑
- trash — *see* Exposure, fire, controlled, not in building

fireplace — *see* Exposure, fire, controlled, building
fittings or furniture (in building or structure) (uncontrolled) — *see* Exposure, fire, uncontrolled, building
forest (uncontrolled) — *see* Exposure, fire, uncontrolled, not in building
grass (uncontrolled) — *see* Exposure, fire, uncontrolled, not in building
hay (uncontrolled) — *see* Exposure, fire, uncontrolled, not in building
homicide (attempt) X97 ☑
ignition of highly flammable material X04 ☑
in, of, on, starting in

- machinery — *see* Contact, with, by type of machine
- motor vehicle (in motion) (*see also* Accident, transport, occupant by type of vehicle) V87.8 ☑
  - with collision — *see* Collision
- railway rolling stock, train, vehicle V81.81 ☑
  - with collision — *see* Accident, transport, railway vehicle occupant
- streetcar (in motion) V82.8 ☑

- with collision — *see* Accident, transport, streetcar occupant
- transport vehicle NEC (*see also* Accident, transport)
  - with collision — *see* Collision
- war operations (*see also* War operations, fire)
  - from nuclear explosion — *see* War operations, nuclear weapons
- watercraft (in transit) (not in transit) V91.09 ☑
  - localized — *see* Burn, on board watercraft, due to, fire on board
  - powered craft V91.03 ☑
    - ferry boat V91.01 ☑
    - fishing boat V91.02 ☑
    - jet skis V91.03 ☑
    - liner V91.01 ☑
    - merchant ship V91.00 ☑
    - passenger ship V91.01 ☑
  - unpowered craft V91.08 ☑
    - canoe V91.05 ☑
    - inflatable V91.06 ☑
    - kayak V91.05 ☑
    - sailboat V91.04 ☑
    - surf-board V91.08 ☑
    - waterskis V91.07 ☑
    - windsurfer V91.08 ☑
- lumber (uncontrolled) — *see* Exposure, fire, uncontrolled, not in building
- mine (uncontrolled) — *see* Exposure, fire, uncontrolled, not in building
- prairie (uncontrolled) — *see* Exposure, fire, uncontrolled, not in building
- resulting from
  - explosion — *see* Explosion
  - lightning X08.8 ☑

- self-inflicted X76 ☑
- specified NEC X08.8 ☑
- started by other person X97 ☑
- stove — *see* Exposure, fire, controlled, building
- stated as undetermined whether accidental or intentional Y26 ☑
- suicide (attempt) X76 ☑
- tunnel (uncontrolled) — *see* Exposure, fire, uncontrolled, not in building
- uncontrolled
  - in building or structure X00.0 ☑
    - with
      - fall from building X00.3 ☑
      - injury due to building collapse X00.2 ☑
      - jump from building X00.5 ☑
      - smoke inhalation X00.1 ☑
    - bed X08.00 ☑
      - due to
        - cigarette X08.01 ☑
        - specified material NEC X08.09 ☑
    - furniture NEC X08.20 ☑
      - due to
        - cigarette X08.21 ☑
        - specified material NEC X08.29 ☑
    - hit by object from building X00.4 ☑
    - sofa X08.10 ☑
      - due to
        - cigarette X08.11 ☑
        - specified material NEC X08.19 ☑
    - specified mode of injury NEC X00.8 ☑
  - not in building or structure (any) X01.0 ☑
    - with
      - fall X01.3 ☑
      - smoke inhalation X01.1 ☑

- hit by object X01.4
- specified mode of injury NEC X01.8
- undetermined whether accidental or intentional Y26

forces of nature NEC — *see* Forces of nature
G-forces (abnormal) W49.9
gravitational forces (abnormal) W49.9
heat (natural) NEC — *see* Heat
high-pressure jet (hydraulic) (pneumatic) W49.9
hydraulic jet W49.9
inanimate mechanical force W49.9
jet, high-pressure (hydraulic) (pneumatic) W49.9
lightning — *see* subcategory T75.0
- causing fire — *see* Exposure, fire

mechanical forces NEC W49.9
- animate NEC W64
- inanimate NEC W49.9

noise W42.9
- supersonic W42.0

noxious substance — *see* Table of Drugs and Chemicals
pneumatic jet W49.9
prolonged in deep-freeze unit or refrigerator W93.2
radiation — *see* Radiation
smoke (*see also* Exposure, fire)
- tobacco, second hand Z77.22

specified factors NEC X58
sunlight X32
- man-made (sun lamp) W89.8
  - tanning bed W89.1

supersonic waves W42.0
transmission line(s), electric W85
vibration W49.9
waves

- infrasound W49.9 ☑
- sound W42.9 ☑
- supersonic W42.0 ☑

weather NEC — *see* Forces of nature

External cause status Y99.9

- child assisting in compensated work for family Y99.8
- civilian activity done for financial or other compensation Y99.0
- civilian activity done for income or pay Y99.0
- family member assisting in compensated work for other family member Y99.8
- hobby not done for income Y99.8
- leisure activity Y99.8
- military activity Y99.1
- off-duty activity of military personnel Y99.8
- recreation or sport not for income or while a student Y99.8
- specified NEC Y99.8
- student activity Y99.8
- volunteer activity Y99.2

F

- **Factors**, supplemental
  - alcohol
    - blood level
      - less than 20mg/100ml Y90.0
      - presence in blood, level not specified Y90.9
      - 20-39mg/100ml Y90.1
      - 40-59mg/100ml Y90.2
      - 60-79mg/100ml Y90.3
      - 80-99mg/100ml Y90.4
      - 100-119mg/100ml Y90.5
      - 120-199mg/100ml Y90.6
      - 200-239mg/100ml Y90.7
      - 240mg/100ml or more Y90.8
    - presence in blood, but level not specified Y90.9
  - environmental-pollution-related condition- *see* Z57 ☑
  - nosocomial condition Y95
  - work-related condition Y99.0
- **Failure**
  - in suture or ligature during surgical procedure Y65.2
  - mechanical, of instrument or apparatus (any) (during any medical or surgical procedure) Y65.8
  - sterile precautions (during medical and surgical care) — *see* Misadventure, failure, sterile precautions, by type of procedure
  - to
    - introduce tube or instrument Y65.4
      - endotracheal tube during anesthesia Y65.3
    - make curve (transport vehicle) NEC — *see* Accident, transport
    - remove tube or instrument Y65.4
- **Fall, falling** (accidental) W19 ☑
  - building W20.1 ☑
    - burning (uncontrolled fire) X00.3 ☑
  - down

- embankment W17.81 ☑
- escalator W10.0 ☑
- hill W17.81 ☑
- ladder W11 ☑
- ramp W10.2 ☑
- stairs, steps W10.9 ☑

due to

- bumping against
  - object W18.00 ☑
    - sharp glass W18.02 ☑
    - specified NEC W18.09 ☑
    - sports equipment W18.01 ☑
  - person W03 ☑
    - due to ice or snow W00.0 ☑
    - on pedestrian conveyance — *see* Accident, transport, pedestrian, conveyance
- collision with another person W03 ☑
  - due to ice or snow W00.0 ☑
  - involving pedestrian conveyance — *see* Accident, transport, pedestrian, conveyance
- grocery cart tipping over W17.82 ☑
- ice or snow W00.9 ☑
  - from one level to another W00.2 ☑
    - on stairs or steps W00.1 ☑
  - involving pedestrian conveyance — *see* Accident, transport, pedestrian, conveyance
  - on same level W00.0 ☑
- slipping (on moving sidewalk) W01.0 ☑
  - with subsequent striking against object W01.10 ☑
    - furniture W01.190 ☑
    - sharp object W01.119 ☑
      - glass W01.110 ☑
      - power tool or machine W01.111 ☑
      - specified NEC W01.118 ☑
    - specified NEC W01.198 ☑
- striking against

- object W18.00 ☑
  - sharp glass W18.02 ☑
  - specified NEC W18.09 ☑
  - sports equipment W18.01 ☑
- person W03 ☑
  - due to ice or snow W00.0 ☑
  - on pedestrian conveyance — *see* Accident, transport, pedestrian, conveyance

earth (with asphyxia or suffocation (by pressure)) — *see* Earth, falling

from, off, out of

- aircraft NEC (with accident to aircraft NEC) V97.0 ☑
  - while boarding or alighting V97.1 ☑
- balcony W13.0 ☑
- bed W06 ☑
- boat, ship, watercraft NEC (with drowning or submersion) — *see* Drowning, due to, fall overboard
  - with hitting bottom or object V94.0 ☑
- bridge W13.1 ☑
- building W13.9 ☑
  - burning (uncontrolled fire) X00.3 ☑
- cavity W17.2 ☑
- chair W07 ☑
- cherry picker W17.89 ☑
- cliff W15 ☑
- dock W17.4 ☑
- embankment W17.81 ☑
- escalator W10.0 ☑
- flagpole W13.8 ☑
- furniture NEC W08 ☑
- grocery cart W17.82 ☑
- haystack W17.89 ☑
- high place NEC W17.89 ☑
  - stated as undetermined whether accidental or intentional Y30 ☑

- hole W17.2 ☑
- incline W10.2 ☑
- ladder W11 ☑
- lifting device W17.89 ☑
- machine, machinery (*see also* Contact, with, by type of machine)
  - not in operation W17.89 ☑
- manhole W17.1 ☑
- mobile elevated work platform [MEWP] W17.89 ☑
- motorized mobility scooter W05.2 ☑
- one level to another NEC W17.89 ☑
  - intentional, purposeful, suicide (attempt) X80 ☑
  - stated as undetermined whether accidental or intentional Y30 ☑
- pit W17.2 ☑
- playground equipment W09.8 ☑
  - jungle gym W09.2 ☑
  - slide W09.0 ☑
  - swing W09.1 ☑
- quarry W17.89 ☑
- railing W13.9 ☑
- ramp W10.2 ☑
- roof W13.2 ☑
- scaffolding W12 ☑
- scooter (nonmotorized) W05.1 ☑
  - motorized mobility W05.2 ☑
- sky lift W17.89 ☑
- stairs, steps W10.9 ☑

- curb W10.1 ☑
- due to ice or snow W00.1 ☑
- escalator W10.0 ☑
- incline W10.2 ☑
- ramp W10.2 ☑
- sidewalk curb W10.1 ☑
- specified NEC W10.8 ☑
- standing
  - electric scooter V00.841 ☑
  - micro-mobility pedestrian conveyance V00.848 ☑
- stepladder W11 ☑
- stool W08 ☑
- storm drain W17.1 ☑
- streetcar NEC V82.6 ☑
  - with antecedent collision — *see* Accident, transport, streetcar occupant
  - while boarding or alighting V82.4 ☑
- structure NEC W13.8 ☑
  - burning (uncontrolled fire) X00.3 ☑
- table W08 ☑
- toilet W18.11 ☑
  - with subsequent striking against object W18.12 ☑
- train NEC V81.6 ☑
  - during derailment (without antecedent collision) V81.7 ☑
    - with antecedent collision — *see* Accident, transport, railway vehicle occupant
  - while boarding or alighting V81.4 ☑
- transport vehicle after collision — *see* Accident, transport, by type of vehicle, collision
- tree W14 ☑
- vehicle (in motion) NEC (*see also* Accident, transport) V89.9 ☑
  - motor NEC (*see also* Accident, transport, occupant, by type of vehicle) V87.8 ☑
  - stationary W17.89 ☑
    - while boarding or alighting — *see* Accident, transport, by type of vehicle, while boarding or alighting

- viaduct W13.8 ☑
- wall W13.8 ☑
- watercraft (*see also* Drowning, due to, fall overboard)
  - with hitting bottom or object V94.0 ☑
- well W17.0 ☑
- wheelchair, non-moving W05.0 ☑
  - powered — *see* Accident, transport, pedestrian, conveyance occupant, specified type NEC
- window W13.4 ☑

in, on

- aircraft NEC V97.0 ☑
  - with accident to aircraft V97.0 ☑
  - while boarding or alighting V97.1 ☑
- bathtub (empty) W18.2 ☑
  - filled W16.212 ☑
    - causing drowning W16.211 ☑
- escalator W10.0 ☑
- incline W10.2 ☑
- ladder W11 ☑
- machine, machinery — *see* Contact, with, by type of machine
- object, edged, pointed or sharp (with cut) — *see* Fall, by type
- playground equipment W09.8 ☑
  - jungle gym W09.2 ☑
  - slide W09.0 ☑
  - swing W09.1 ☑
- ramp W10.2 ☑
- scaffolding W12 ☑
- shower W18.2 ☑
  - causing drowning W16.211 ☑
- staircase, stairs, steps W10.9 ☑

- curb W10.1 ☑
- due to ice or snow W00.1 ☑
- escalator W10.0 ☑
- incline W10.2 ☑
- specified NEC W10.8 ☑

streetcar (without antecedent collision) V82.5 ☑
- with antecedent collision — *see* Accident, transport, streetcar occupant
- while boarding or alighting V82.4 ☑

train (without antecedent collision) V81.5 ☑
- with antecedent collision — *see* Accident, transport, railway vehicle occupant
- during derailment (without antecedent collision) V81.7 ☑
  - with antecedent collision — *see* Accident, transport, railway vehicle occupant
- while boarding or alighting V81.4 ☑

transport vehicle after collision — *see* Accident, transport, by type of vehicle, collision

watercraft V93.39 ☑
- due to
  - accident to craft V91.29 ☑
    - powered craft V91.23 ☑
      - ferry boat V91.21 ☑
      - fishing boat V91.22 ☑
      - jetskis V91.23 ☑
      - liner V91.21 ☑
      - merchant ship V91.20 ☑
      - passenger ship V91.21 ☑
    - unpowered craft
      - canoe V91.25 ☑
      - inflatable V91.26 ☑
      - kayak V91.25 ☑
      - sailboat V91.24 ☑
- powered craft V93.33 ☑

- ferry boat V93.31 ☑
- fishing boat V93.32 ☑
- jetskis V93.33 ☑
- liner V93.31 ☑
- merchant ship V93.30 ☑
- passenger ship V93.31 ☑
- unpowered craft V93.38 ☑
  - canoe V93.35 ☑
  - inflatable V93.36 ☑
  - kayak V93.35 ☑
  - sailboat V93.34 ☑
  - surf-board V93.38 ☑
  - windsurfer V93.38 ☑

into

- cavity W17.2 ☑
- dock W17.4 ☑
- fire — *see* Exposure, fire, by type
- haystack W17.89 ☑
- hole W17.2 ☑
- lake — *see* Fall, into, water
- manhole W17.1 ☑
- moving part of machinery — *see* Contact, with, by type of machine
- ocean — *see* Fall, into, water
- opening in surface NEC W17.89 ☑
- pit W17.2 ☑
- pond — *see* Fall, into, water
- quarry W17.89 ☑
- river — *see* Fall, into, water
- shaft W17.89 ☑
- storm drain W17.1 ☑
- stream — *see* Fall, into, water
- swimming pool (*see also* Fall, into, water, in, swimming pool)

- empty W17.3 ☑
- tank W17.89 ☑
- water W16.42 ☑
  - causing drowning W16.41 ☑
  - from watercraft — *see* Drowning, due to, fall overboard
  - hitting diving board W21.4 ☑
  - in
    - bathtub W16.212 ☑
      - causing drowning W16.211 ☑
    - bucket W16.222 ☑
      - causing drowning W16.221 ☑
    - natural body of water W16.112 ☑
      - causing drowning W16.111 ☑
      - striking
        - bottom W16.122 ☑
          - causing drowning W16.121 ☑
        - side W16.132 ☑
          - causing drowning W16.131 ☑
    - specified water NEC W16.312 ☑
      - causing drowning W16.311 ☑
      - striking
        - bottom W16.322 ☑
          - causing drowning W16.321 ☑
        - wall W16.332 ☑
          - causing drowning W16.331 ☑
    - swimming pool W16.012 ☑
      - causing drowning W16.011 ☑
      - striking
        - bottom W16.022 ☑
          - causing drowning W16.021 ☑
        - wall W16.032 ☑
          - causing drowning W16.031 ☑
    - utility bucket W16.222 ☑

- causing drowning W16.221 ☑
- well W17.0 ☑
- involving
  - bed W06 ☑
  - chair W07 ☑
  - furniture NEC W08 ☑
  - glass — *see* Fall, by type
  - playground equipment W09.8 ☑
    - jungle gym W09.2 ☑
    - slide W09.0 ☑
    - swing W09.1 ☑
  - roller blades — *see* Accident, transport, pedestrian, conveyance
  - skateboard(s) — *see* Accident, transport, pedestrian, conveyance
  - skates (ice) (in line) (roller) — *see* Accident, transport, pedestrian, conveyance
  - skis — *see* Accident, transport, pedestrian, conveyance
  - table W08 ☑
  - wheelchair, non-moving W05.0 ☑
    - powered — *see* Accident, transport, pedestrian, conveyance, specified type NEC
- object — *see* Struck by, object, falling
- off
  - toilet W18.11 ☑
    - with subsequent striking against object W18.12 ☑
- on same level W18.30 ☑
  - due to
    - specified NEC W18.39 ☑
    - stepping on an object W18.31 ☑
- out of

- bed W06 ☑
- building NEC W13.8 ☑
- chair W07 ☑
- furniture NEC W08 ☑
- wheelchair, non-moving W05.0 ☑
  - powered — *see* Accident, transport, pedestrian, conveyance, specified type NEC
- window W13.4 ☑

over
- animal W01.0 ☑
- cliff W15 ☑
- embankment W17.81 ☑
- small object W01.0 ☑

rock W20.8 ☑

same level W18.30 ☑
- from
  - being crushed, pushed, or stepped on by a crowd or human stampede W52 ☑
  - collision, pushing, shoving, by or with other person W03 ☑
  - slipping, stumbling, tripping W01.0 ☑
- involving ice or snow W00.0 ☑
  - involving skates (ice) (roller), skateboard, skis — *see* Accident, transport, pedestrian, conveyance

snowslide (avalanche) — *see* Landslide

stone W20.8 ☑

structure W20.1 ☑
- burning (uncontrolled fire) X00.3 ☑

through
- bridge W13.1 ☑
- floor W13.3 ☑
- roof W13.2 ☑
- wall W13.8 ☑
- window W13.4 ☑

timber W20.8 ☑

tree (caused by lightning) W20.8 ☑

while being carried or supported by other person(s) W04 ☑

- **Fallen** on by
  - animal (not being ridden) NEC W55.89 ☑
- **Felo-de-se** — *see* Suicide
- **Fight** (hand) (fists) (foot) — *see* Assault, fight
- **Fire** (accidental) — *see* Exposure, fire
- **Firearm** discharge — *see* Discharge, firearm
- **Fireball** effects from nuclear explosion in war operations — *see* War operations, nuclear weapons
- **Fireworks** (explosion) W39 ☑
- **Flash** burns from explosion — *see* Explosion
- **Flood** (any injury) (caused by) X38 ☑
  - collapse of man-made structure causing earth movement X36.0 ☑
  - tidal wave — *see* Forces of nature, tidal wave
- **Food** (any type) in
  - air passages (with asphyxia, obstruction, or suffocation) — *see* categories T17 ☑ and T18 ☑
  - alimentary tract causing asphyxia (due to compression of trachea) — *see* categories T17 ☑ and T18 ☑
- **Forces** of nature X39.8 ☑
  - avalanche X36.1 ☑
    - causing transport accident — *see* Accident, transport, by type of vehicle
  - blizzard X37.2 ☑
  - cataclysmic storm X37.9 ☑
    - with flood X38 ☑
    - blizzard X37.2 ☑
    - cloudburst X37.8 ☑
    - cyclone X37.1 ☑
    - dust storm X37.3 ☑
    - hurricane X37.0 ☑
    - specified storm NEC X37.8 ☑
    - storm surge X37.0 ☑
    - tornado X37.1 ☑
    - twister X37.1 ☑
    - typhoon X37.0 ☑

- cloudburst X37.8 ☑
- cold (natural) X31 ☑
- cyclone X37.1 ☑
- dam collapse causing earth movement X36.0 ☑
- dust storm X37.3 ☑
- earth movement X36.1 ☑
  - earthquake X34 ☑
  - caused by dam or structure collapse X36.0 ☑
- earthquake X34 ☑
- flood (caused by) X38 ☑
  - dam collapse X36.0 ☑
  - tidal wave — *see* Forces of nature, tidal wave
- heat (natural) X30 ☑
- hurricane X37.0 ☑
- landslide X36.1 ☑
  - causing transport accident — *see* Accident, transport, by type of vehicle
- lightning — *see* subcategory T75.0 ☑
  - causing fire — *see* Exposure, fire
- mudslide X36.1 ☑
  - causing transport accident — *see* Accident, transport, by type of vehicle
- radiation (natural) X39.08 ☑
  - radon X39.01 ☑
- radon X39.01 ☑
- specified force NEC X39.8 ☑
- storm surge X37.0 ☑
- structure collapse causing earth movement X36.0 ☑
- sunlight X32 ☑
- tidal wave X37.41 ☑
  - due to

- earthquake X37.41 ☑
- landslide X37.43 ☑
- storm X37.42 ☑
- volcanic eruption X37.41 ☑

tornado X37.1 ☑
tsunami X37.41 ☑
twister X37.1 ☑
typhoon X37.0 ☑
volcanic eruption X35 ☑

Foreign body
aspiration — *see* Index to Diseases and Injuries, Foreign body, respiratory tract
embedded in skin W45 ☑
entering through
- natural orifice W44.9 ☑
  - audio device W44.G1 ☑
  - battery W44.A0 ☑
    - button W44.A1 ☑
    - cylindrical W44.A9 ☑
    - other specified NEC W44.A9 ☑
  - bezoar W44.F1 ☑
  - bottle cap W44.E9 ☑
  - can lid W44.E9 ☑
  - combination metal and plastic
    - jewelry W44.G3 ☑
    - toy and toy part W44.G2 ☑
  - dagger W44.H2 ☑
  - dart W44.H1 ☑
  - ear buds W44.G1 ☑
  - food W44.F3 ☑
  - glass W44.C0 ☑
    - intact W44.C2 ☑

- bottle W44.C2 ☑
- shard W44.C1 ☑
- sharp W44.C1 ☑
- hearing aids W44.G1 ☑
- insect W44.F4 ☑
- knife W44.H2 ☑
- magnetic metal W44.D0 ☑
  - bead W44.D1 ☑
  - coin W44.D2 ☑
  - jewelry W44.D4 ☑
  - object specified NEC W44.D9 ☑
  - toy W44.D3 ☑
- needle (hypodermic) (sewing) W44.H1 ☑
- non-magnetic metal W44.E0 ☑
  - bead W44.E1 ☑
  - coin W44.E2 ☑
  - jewelry W44.E4 ☑
  - object specified NEC W44.E9 ☑
  - toy W44.E3 ☑
- objects of natural or organic material W44.F0 ☑
  - specified NEC W44.F9 ☑
- other
  - non-organic objects W44.G0 ☑
    - specified NEC W44.G9 ☑
  - sharp object unspecified W44.H0 ☑
- plastic
  - bead W44.B1 ☑
  - bottle W44.B5 ☑
  - coin W44.B2 ☑
  - jewelry W44.B4 ☑
  - object W44.B0 ☑
    - specified NEC W44.B9 ☑

- toy and toy part W44.B3 ☑
- pull tab W44.E9 ☑
- rubber band W44.F2 ☑
- safety pin W44.H1 ☑
- sharp object specified NEC W44.H9 ☑
- shard pottery W44.H9 ☑
- specified NEC W44.8 ☑
- sword W44.H2 ☑
- skin W45.8 ☑
  - can lid W26.8 ☑
  - fishing hook W45.3 ☑
  - nail W45.0 ☑
  - paper W26.2 ☑
  - specified NEC W45.8 ☑
  - splinter W45.8 ☑

Forest fire (exposure to) — *see* Exposure, fire, uncontrolled, not in building

Found injured X58 ☑
- from exposure (to) — *see* Exposure
- on
  - highway, road (way), street V89.9 ☑
  - railway right of way V81.9 ☑

Fracture (circumstances unknown or unspecified) X58 ☑
- due to specified cause NEC X58 ☑

Freezing — *see* Exposure, cold

Frostbite X31 ☑
- due to man-made conditions — *see* Exposure, cold, man-made

Frozen — *see* Exposure, cold

G

- **Gored** by bull W55.22 ☑
- **Gunshot** wound (*see also* Discharge, firearm, by type) Y24.9 ☑

H

- **Hailstones,** injured by X39.8 ☑
- **Hanged** herself or himself T71.162 ☑
- **Hanging** (accidental) — *see* also T71.16 ☑
  - legal execution — *see* Legal, intervention, specified means NEC
- **Heat** (effects of) (excessive) X30 ☑
  - due to
    - man-made conditions W92 ☑
      - on board watercraft V93.29 ☑
        - fishing boat V93.22 ☑
        - merchant ship V93.20 ☑
        - passenger ship V93.21 ☑
        - sailboat V93.24 ☑
        - specified powered craft NEC V93.23 ☑
    - weather (conditions) X30 ☑
  - from
    - electric heating apparatus causing burning X16 ☑
    - nuclear explosion in war operations — *see* War operations, nuclear weapons
  - inappropriate in local application or packing in medical or surgical procedure Y63.5
- **Hemorrhage**
  - delayed following medical or surgical treatment without mention of misadventure — *see* Index to Diseases and Injuries, Complication(s)
  - during medical or surgical treatment as misadventure — *see* Index to Diseases and Injuries, Complication(s)
- **High**
  - altitude (effects) — *see* Air, pressure, low
  - level of radioactivity, effects — *see* Radiation
  - pressure (effects) — *see* Air, pressure, high
  - temperature, effects — *see* Heat
- **Hit,** hitting (accidental) by — *see* Struck by
- **Hitting** against — *see* Striking against
- **Homicide** (attempt) (justifiable) — *see* Assault
- **Hot**
  - place, effects (*see also* Heat)
  - weather, effects X30 ☑

House fire (uncontrolled) — *see* Exposure, fire, uncontrolled, building
Humidity, causing problem X39.8 ☑
Hunger X58 ☑
Hurricane (any injury) X37.0 ☑
Hypobarism, hypobaropathy — *see* Air, pressure, low

[redacted]

Ictus
- caloris (*see also* Heat)
- solaris X30 ☑

Ignition (accidental) (*see also* Exposure, fire) X08.8 ☑
- anesthetic gas in operating room W40.1 ☑
- apparel X06.2 ☑
  - from highly flammable material X04 ☑
  - nightwear X05 ☑
- bed linen (sheets) (spreads) (pillows) (mattress) — *see* Exposure, fire, uncontrolled, building, bed
- benzine X04 ☑
- clothes, clothing NEC (from controlled fire) X06.2 ☑
  - from
    - highly flammable material X04 ☑
- ether X04 ☑
  - in operating room W40.1 ☑
- explosive material — *see* Explosion
- gasoline X04 ☑
- jewelry (plastic) (any) X06.0 ☑
- kerosene X04 ☑
- material
  - explosive — *see* Explosion
  - highly flammable with secondary explosion X04 ☑
- nightwear X05 ☑
- paraffin X04 ☑
- petrol X04 ☑

Immersion (accidental) (*see also* Drowning)
- hand or foot due to cold (excessive) X31 ☑

Implantation of quills of porcupine W55.89 ☑
Inanition (from) (hunger) X58 ☑
- thirst X58 ☑

Inappropriate operation performed

- correct operation on wrong side or body part (wrong side) (wrong site) Y65.53
- operation intended for another patient done on wrong patient Y65.52
- wrong operation performed on correct patient Y65.51

Inattention after, at birth (homicidal intent) (infanticidal intent) X58 ☑

Incident, adverse

- device
  - anesthesiology Y70.8
    - accessory Y70.2
    - diagnostic Y70.0
    - miscellaneous Y70.8
    - monitoring Y70.0
    - prosthetic Y70.2
    - rehabilitative Y70.1
    - surgical Y70.3
    - therapeutic Y70.1
  - cardiovascular Y71.8
    - accessory Y71.2
    - diagnostic Y71.0
    - miscellaneous Y71.8
    - monitoring Y71.0
    - prosthetic Y71.2
    - rehabilitative Y71.1
    - surgical Y71.3
    - therapeutic Y71.1
  - gastroenterology Y73.8

- accessory Y73.2
- diagnostic Y73.0
- miscellaneous Y73.8
- monitoring Y73.0
- prosthetic Y73.2
- rehabilitative Y73.1
- surgical Y73.3
- therapeutic Y73.1

general

- hospital Y74.8
  - accessory Y74.2
  - diagnostic Y74.0
  - miscellaneous Y74.8
  - monitoring Y74.0
  - prosthetic Y74.2
  - rehabilitative Y74.1
  - surgical Y74.3
  - therapeutic Y74.1
- surgical Y81.8
  - accessory Y81.2
  - diagnostic Y81.0
  - miscellaneous Y81.8
  - monitoring Y81.0
  - prosthetic Y81.2
  - rehabilitative Y81.1
  - surgical Y81.3
  - therapeutic Y81.1

gynecological Y76.8

- accessory Y76.2
- diagnostic Y76.0
- miscellaneous Y76.8
- monitoring Y76.0
- prosthetic Y76.2
- rehabilitative Y76.1
- surgical Y76.3
- therapeutic Y76.1

medical Y82.9
- specified type NEC Y82.8

neurological Y75.8
- accessory Y75.2
- diagnostic Y75.0
- miscellaneous Y75.8
- monitoring Y75.0
- prosthetic Y75.2
- rehabilitative Y75.1
- surgical Y75.3
- therapeutic Y75.1

obstetrical Y76.8
- accessory Y76.2
- diagnostic Y76.0
- miscellaneous Y76.8
- monitoring Y76.0
- prosthetic Y76.2
- rehabilitative Y76.1
- surgical Y76.3
- therapeutic Y76.1

ophthalmic Y77.8

- accessory Y77.2
- contact lens (rigid gas permeable) (soft (hydrophilic)) Y77.11
- diagnostic Y77.0
- miscellaneous Y77.8
- monitoring Y77.0
- prosthetic Y77.2
- rehabilitative Y77.19
- surgical Y77.3
- therapeutic Y77.19

orthopedic Y79.8

- accessory Y79.2
- diagnostic Y79.0
- miscellaneous Y79.8
- monitoring Y79.0
- prosthetic Y79.2
- rehabilitative Y79.1
- surgical Y79.3
- therapeutic Y79.1

otorhinolaryngological Y72.8

- accessory Y72.2
- diagnostic Y72.0
- miscellaneous Y72.8
- monitoring Y72.0
- prosthetic Y72.2
- rehabilitative Y72.1
- surgical Y72.3
- therapeutic Y72.1

personal use Y74.8

- accessory Y74.2
- diagnostic Y74.0
- miscellaneous Y74.8
- monitoring Y74.0
- prosthetic Y74.2
- rehabilitative Y74.1
- surgical Y74.3
- therapeutic Y74.1

physical medicine Y80.8

- accessory Y80.2
- diagnostic Y80.0
- miscellaneous Y80.8
- monitoring Y80.0
- prosthetic Y80.2
- rehabilitative Y80.1
- surgical Y80.3
- therapeutic Y80.1

plastic surgical Y81.8

- accessory Y81.2
- diagnostic Y81.0
- miscellaneous Y81.8
- monitoring Y81.0
- prosthetic Y81.2
- rehabilitative Y81.1
- surgical Y81.3
- therapeutic Y81.1

radiological Y78.8

- accessory Y78.2
- diagnostic Y78.0
- miscellaneous Y78.8
- monitoring Y78.0
- prosthetic Y78.2
- rehabilitative Y78.1
- surgical Y78.3
- therapeutic Y78.1

- urology Y73.8
  - accessory Y73.2
  - diagnostic Y73.0
  - miscellaneous Y73.8
  - monitoring Y73.0
  - prosthetic Y73.2
  - rehabilitative Y73.1
  - surgical Y73.3
  - therapeutic Y73.1

Incineration (accidental) — *see* Exposure, fire

Infanticide — *see* Assault

Infrasound waves (causing injury) W49.9 ☑

Ingestion

- foreign body (causing injury) (with obstruction) — *see* Foreign body, alimentary canal
- poisonous
  - plant(s) X58 ☑
  - substance NEC — *see* Table of Drugs and Chemicals

Inhalation

- excessively cold substance, man-made — *see* Exposure, cold, man-made
- food (any type) (into respiratory tract) (with asphyxia, obstruction respiratory tract, suffocation) — *see* categories T17 ☑ and T18 ☑
- foreign body — *see* Foreign body, aspiration
- gastric contents (with asphyxia, obstruction respiratory passage, suffocation) T17.81 ☑
- hot air or gases X14.0 ☑
- liquid air, hydrogen, nitrogen W93.12 ☑
  - suicide (attempt) X83.2 ☑
- steam X13.0 ☑
  - assault X98.0 ☑
  - stated as undetermined whether accidental or intentional Y27.0 ☑
  - suicide (attempt) X77.0 ☑
- toxic gas — *see* Table of Drugs and Chemicals
- vomitus (with asphyxia, obstruction respiratory passage, suffocation) T17.81 ☑

Injury, injured (accidental(ly)) NOS X58 ☑

- by, caused by, from
  - assault — *see* Assault
  - law-enforcing agent, police, in course of legal intervention — *see* Legal intervention
  - suicide (attempt) X83.8 ☑
- due to, in
  - civil insurrection — *see* War operations
  - fight (*see also* Assault, fight) Y04.0 ☑
  - war operations — *see* War operations
- homicide (*see also* Assault) Y09
- inflicted (by)
  - in course of arrest (attempted), suppression of disturbance, maintenance of order, by law-enforcing agents — *see* Legal intervention
  - other person
    - stated as
      - accidental X58 ☑
      - intentional, homicide (attempt) — *see* Assault
      - undetermined whether accidental or intentional Y33 ☑

- purposely (inflicted) by other person(s) — *see* Assault
- self-inflicted X83.8 ☑
  - stated as accidental X58 ☑
- specified cause NEC X58 ☑
- undetermined whether accidental or intentional Y33 ☑

Insolation, effects X30 ☑

Insufficient nourishment X58 ☑

Interruption of respiration (by)
- food (lodged in esophagus) — *see* categories T17 ☑ and T18 ☑
- vomitus (lodged in esophagus) T17.81 ☑

Intervention, legal — *see* Legal intervention

Intoxication
- drug — *see* Table of Drugs and Chemicals
- poison — *see* Table of Drugs and Chemicals

J

- **Jammed** (accidentally)
  - between objects (moving) (stationary and moving) W23.0 ☑
    - stationary W23.1 ☑
- **Jumped**, jumping
  - before moving object NEC X81.8 ☑
    - motor vehicle X81.0 ☑
    - subway train X81.1 ☑
    - train X81.1 ☑
    - undetermined whether accidental or intentional Y31 ☑
  - from
    - boat (into water) voluntarily, without accident (to or on boat) W16.712 ☑
      - with
        - accident to or on boat — *see* Accident, watercraft
        - drowning or submersion W16.711 ☑
          - suicide (attempt) X71.3 ☑
      - striking bottom W16.722 ☑
        - causing drowning W16.721 ☑
    - building (*see also* Jumped, from, high place) W13.9 ☑
      - burning (uncontrolled fire) X00.5 ☑
    - high place NEC W17.89 ☑
      - suicide (attempt) X80 ☑
      - undetermined whether accidental or intentional Y30 ☑
    - structure (*see also* Jumped, from, high place) W13.9 ☑
      - burning (uncontrolled fire) X00.5 ☑
  - into water W16.92 ☑
    - causing drowning W16.91 ☑
    - from, off watercraft — *see* Jumped, from, boat
    - in
      - natural body W16.612 ☑
        - causing drowning W16.611 ☑
        - striking bottom W16.622 ☑
          - causing drowning W16.621 ☑

- specified place NEC W16.812 ☑
  - causing drowning W16.811 ☑
  - striking
    - bottom W16.822 ☑
      - causing drowning W16.821 ☑
    - wall W16.832 ☑
      - causing drowning W16.831 ☑
- swimming pool W16.512 ☑
  - causing drowning W16.511 ☑
  - striking
    - bottom W16.522 ☑
      - causing drowning W16.521 ☑
    - wall W16.532 ☑
      - causing drowning W16.531 ☑
- suicide (attempt) X71.3 ☑

K

- **Kicked** by
  - animal NEC W55.82 ☑
  - person(s) (accidentally) W50.1 ☑
    - with intent to injure or kill Y04.0 ☑
    - as, or caused by, a crowd or human stampede (with fall) W52 ☑
    - assault Y04.0 ☑
    - homicide (attempt) Y04.0 ☑
    - in
      - fight Y04.0 ☑
      - legal intervention
        - injuring
          - bystander Y35.812 ☑
          - law enforcement personnel Y35.811 ☑
          - suspect Y35.813 ☑
          - unspecified person Y35.819 ☑
- **Kicking**
  - against
    - object W22.8 ☑
      - sports equipment W21.9 ☑
      - stationary W22.09 ☑
        - sports equipment W21.89 ☑
    - person — *see* Striking against, person
    - sports equipment W21.9 ☑
  - carpet stretcher with knee X50.3 ☑
- **Killed,** killing (accidentally) NOS (*see also* Injury) X58 ☑
  - in
    - action — *see* War operations
    - brawl, fight (hand) (fists) (foot) Y04.0 ☑
      - by weapon (*see also* Assault)
        - cutting, piercing — *see* Assault, cutting or piercing instrument
        - firearm — *see* Discharge, firearm, by type, homicide

- self
  - stated as
    - accident NOS X58 ☑
    - suicide — *see* Suicide
    - undetermined whether accidental or intentional Y33 ☑
- **Kneeling** (prolonged) (static) X50.1 ☑
- **Knocked** down (accidentally) (by) NOS X58 ☑
  - animal (not being ridden) NEC (*see also* Struck by, by type of animal)
  - crowd or human stampede W52 ☑
  - person W51 ☑
    - in brawl, fight Y04.0 ☑
  - transport vehicle NEC (*see also* Accident, transport) V09.9 ☑

L

- **Laceration** NEC — *see* Injury
- **Lack** of
  - care (helpless person) (infant) (newborn) X58 ☑
  - food except as result of abandonment or neglect X58 ☑
    - due to abandonment or neglect X58 ☑
  - water except as result of transport accident X58 ☑
    - due to transport accident — *see* Accident, transport, by type
    - helpless person, infant, newborn X58 ☑
- **Landslide** (falling on transport vehicle) X36.1 ☑
  - caused by collapse of man-made structure X36.0 ☑
- **Late** effect — *see* Sequelae
- **Legal**
  - execution (any method) — *see* Legal, intervention
  - intervention (by)
    - baton — *see* Legal, intervention, blunt object, baton
    - bayonet — *see* Legal, intervention, sharp object, bayonet
    - blow — *see* Legal, intervention, manhandling
    - blunt object
      - baton
        - injuring
          - bystander Y35.312 ☑
          - law enforcement personnel Y35.311 ☑
          - suspect Y35.313 ☑
          - unspecified person Y35.319 ☑
      - injuring
        - bystander Y35.302 ☑
        - law enforcement personnel Y35.301 ☑
        - suspect Y35.303 ☑
        - unspecified person Y35.309 ☑
      - specified NEC
        - injuring

- bystander Y35.392 ☑
- law enforcement personnel Y35.391 ☑
- suspect Y35.393 ☑
- unspecified person Y35.399 ☑

- stave
  - injuring
    - bystander Y35.392 ☑
    - law enforcement personnel Y35.391 ☑
    - suspect Y35.393 ☑
    - unspecified person Y35.399 ☑

- bomb — *see* Legal, intervention, explosive
- conducted energy device
  - injuring
    - bystander Y35.832 ☑
    - law enforcement personnel Y35.831 ☑
    - suspect Y35.833 ☑
    - unspecified person Y35.839 ☑
- cutting or piercing instrument — *see* Legal, intervention, sharp object
- dynamite — *see* Legal, intervention, explosive, dynamite
- electroshock device (taser)
  - injuring
    - bystander Y35.832 ☑
    - law enforcement personnel Y35.831 ☑
    - suspect Y35.833 ☑
    - unspecified person Y35.839 ☑
- explosive(s)
  - dynamite
    - injuring
      - bystander Y35.112 ☑
      - law enforcement personnel Y35.111 ☑
      - suspect Y35.113 ☑
      - unspecified person Y35.119 ☑

- grenade
  - injuring
    - bystander Y35.192 ☑
    - law enforcement personnel Y35.191 ☑
    - suspect Y35.193 ☑
    - unspecified person Y35.199 ☑
- injuring
  - bystander Y35.102 ☑
  - law enforcement personnel Y35.101 ☑
  - suspect Y35.103 ☑
  - unspecified person Y35.109 ☑
- mortar bomb
  - injuring
    - bystander Y35.192 ☑
    - law enforcement personnel Y35.191 ☑
    - suspect Y35.193 ☑
    - unspecified person Y35.199 ☑
- shell
  - injuring
    - bystander Y35.122 ☑
    - law enforcement personnel Y35.121 ☑
    - suspect Y35.123 ☑
    - unspecified person Y35.129 ☑
- specified NEC
  - injuring
    - bystander Y35.192 ☑
    - law enforcement personnel Y35.191 ☑
    - suspect Y35.193 ☑
    - unspecified person Y35.199 ☑

firearm(s) (discharge)

- handgun

- injuring
  - bystander Y35.022 ☑
  - law enforcement personnel Y35.021 ☑
  - suspect Y35.023 ☑
  - unspecified person Y35.029 ☑
- injuring
  - bystander Y35.002 ☑
  - law enforcement personnel Y35.001 ☑
  - suspect Y35.003 ☑
  - unspecified person Y35.009 ☑
- machine gun
  - injuring
    - bystander Y35.012 ☑
    - law enforcement personnel Y35.011 ☑
    - suspect Y35.013 ☑
    - unspecified person Y35.019 ☑
- rifle pellet
  - injuring
    - bystander Y35.032 ☑
    - law enforcement personnel Y35.031 ☑
    - suspect Y35.033 ☑
    - unspecified person Y35.039 ☑
- rubber bullet
  - injuring
    - bystander Y35.042 ☑
    - law enforcement personnel Y35.041 ☑
    - suspect Y35.043 ☑
    - unspecified person Y35.049 ☑
- shotgun — *see* Legal, intervention, firearm, specified NEC
- specified NEC
  - injuring

- bystander Y35.092 ☑
- law enforcement personnel Y35.091 ☑
- suspect Y35.093 ☑
- unspecified person Y35.099 ☑

gas (asphyxiation) (poisoning)
- injuring
  - bystander Y35.202 ☑
  - law enforcement personnel Y35.201 ☑
  - suspect Y35.203 ☑
  - unspecified person Y35.209 ☑
- specified NEC
  - injuring
    - bystander Y35.292 ☑
    - law enforcement personnel Y35.291 ☑
    - suspect Y35.293 ☑
    - unspecified person Y35.299 ☑
- tear gas
  - injuring
    - bystander Y35.212 ☑
    - law enforcement personnel Y35.211 ☑
    - suspect Y35.213 ☑
    - unspecified person Y35.219 ☑

grenade — *see* Legal, intervention, explosive, grenade

injuring
- bystander Y35.92 ☑
- law enforcement personnel Y35.91 ☑
- suspect Y35.93 ☑
- unspecified person Y35.99 ☑

late effect (of) — *see* Y35 ☑ with 7th character S

manhandling
- injuring

- bystander Y35.812 ☑
- law enforcement personnel Y35.811 ☑
- suspect Y35.813 ☑
- unspecified person Y35.819 ☑

sequelae (of) — *see* Y35 ☑ with 7th character S

sharp objects

- bayonet
  - injuring
    - bystander Y35.412 ☑
    - law enforcement personnel Y35.411 ☑
    - suspect Y35.413 ☑
    - unspecified person Y35.419 ☑
  - injuring
    - bystander Y35.402 ☑
    - law enforcement personnel Y35.401 ☑
    - suspect Y35.403 ☑
    - unspecified person Y35.409 ☑
  - specified NEC
    - injuring
      - bystander Y35.492 ☑
      - law enforcement personnel Y35.491 ☑
      - suspect Y35.493 ☑
      - unspecified person Y35.499 ☑

specified means NEC

- injuring
  - bystander Y35.892 ☑
  - law enforcement personnel Y35.891 ☑
  - suspect Y35.893 ☑
  - unspecified person Y35.899 ☑

stabbing — *see* Legal, intervention, sharp object

stave — *see* Legal, intervention, blunt object, stave

stun gun

- injuring
  - bystander Y35.832 ☑
  - law enforcement personnel Y35.831 ☑
  - suspect Y35.833 ☑
  - unspecified person Y35.839 ☑
- taser
  - injuring
    - bystander Y35.832 ☑
    - law enforcement personnel Y35.831 ☑
    - suspect Y35.833 ☑
    - unspecified person Y35.839 ☑
  - tear gas — *see* Legal, intervention, gas, tear gas
  - truncheon — *see* Legal, intervention, blunt object, stave

Lifting (*see also* Overexertion)
- heavy objects X50.0 ☑
- weights X50.0 ☑

Lightning (shock) (stroke) (struck by) — *see* subcategory T75.0 ☑
- causing fire — *see* Exposure, fire

Loss of control (transport vehicle) NEC — *see* Accident, transport

Lost at sea NOS — *see* Drowning, due to, fall overboard

Low
- pressure (effects) — *see* Air, pressure, low
- temperature (effects) — *see* Exposure, cold

Lying before train, vehicle or other moving object X81.8 ☑
- subway train X81.1 ☑
- train X81.1 ☑
- undetermined whether accidental or intentional Y31 ☑

Lynching — *see* Assault

M

- **Malfunction** (mechanism or component) (of)
  - firearm W34.10 ☑
    - airgun W34.110 ☑
    - BB gun W34.110 ☑
    - gas, air or spring-operated gun NEC W34.118 ☑
    - handgun W32.1 ☑
    - hunting rifle W33.12 ☑
    - larger firearm W33.10 ☑
      - specified NEC W33.19 ☑
    - machine gun W33.13 ☑
    - paintball gun W34.111 ☑
    - pellet gun W34.110 ☑
    - shotgun W33.11 ☑
    - specified NEC W34.19 ☑
    - Very pistol [flare] W34.19 ☑
  - handgun — *see* Malfunction, firearm, handgun
- **Maltreatment** — *see* Perpetrator
- **Mangled** (accidentally) NOS X58 ☑
- **Manhandling** (in brawl, fight) Y04.0 ☑
  - legal intervention — *see* Legal, intervention, manhandling
- **Manslaughter** (nonaccidental) — *see* Assault
- **Mauled** by animal NEC W55.89 ☑
- **Medical** procedure, complication of (delayed or as an abnormal reaction without mention of misadventure) — *see* Complication of or following, by specified type of procedure
  - due to or as a result of misadventure — *see* Misadventure
- **Melting** (due to fire) (*see also* Exposure, fire)
  - apparel NEC X06.3 ☑
  - clothes, clothing NEC X06.3 ☑
    - nightwear X05 ☑
  - fittings or furniture (burning building) (uncontrolled fire) X00.8 ☑
  - nightwear X05 ☑
  - plastic jewelry X06.1 ☑

- **Mental** cruelty X58 ☑
- **Military** operations (injuries to military and civilians occurring during peacetime on military property and during routine military exercises and operations) (by) (from) (involving) Y37.90 ☑
  - air blast Y37.20 ☑
  - aircraft
    - destruction — *see* Military operations, destruction of aircraft
  - airway restriction — *see* Military operations, restriction of airways
  - asphyxiation — *see* Military operations, restriction of airways
  - biological weapons Y37.6X ☑
  - blast Y37.20 ☑
  - blast fragments Y37.20 ☑
  - blast overpressure
    - high level (due to explosion) Y37.A2 ☑
    - low level (due to explosion) Y37.A1 ☑
  - blast wave Y37.20 ☑
  - blast wind Y37.20 ☑
  - bomb Y37.20 ☑
    - dirty Y37.50 ☑
    - gasoline Y37.31 ☑
    - incendiary Y37.31 ☑
    - petrol Y37.31 ☑
  - bullet Y37.43 ☑
    - incendiary Y37.32 ☑
    - rubber Y37.41 ☑
  - chemical weapons Y37.7X ☑
  - combat
    - hand to hand (unarmed) combat Y37.44 ☑
    - using blunt or piercing object Y37.45 ☑
  - conflagration — *see* Military operations, fire
  - conventional warfare NEC Y37.49 ☑
  - depth-charge Y37.01 ☑
  - destruction of aircraft Y37.10 ☑
    - due to

- air to air missile Y37.11 ☑
- collision with other aircraft Y37.12 ☑
- detonation (accidental) of onboard munitions and explosives Y37.14 ☑
- enemy fire or explosives Y37.11 ☑
- explosive placed on aircraft Y37.11 ☑
- onboard fire Y37.13 ☑
- rocket propelled grenade [RPG] Y37.11 ☑
- small arms fire Y37.11 ☑
- surface to air missile Y37.11 ☑
- specified NEC Y37.19 ☑

detonation (accidental) of
- onboard marine weapons Y37.05 ☑
- own munitions or munitions launch device Y37.24 ☑

dirty bomb Y37.50 ☑

explosion (of) Y37.20 ☑
- aerial bomb Y37.21 ☑
- bomb NOS (*see also* Military operations, bomb(s)) Y37.20 ☑
- own munitions or munitions launch device (accidental) Y37.24 ☑
- fragments Y37.20 ☑
- grenade Y37.29 ☑
- guided missile Y37.22 ☑
- improvised explosive device [IED] (person-borne) (roadside) (vehicle-borne) Y37.23 ☑
- land mine Y37.29 ☑
- marine mine (at sea) (in harbor) Y37.02 ☑
- marine weapon Y37.00 ☑
  - specified NEC Y37.09 ☑
- sea-based artillery shell Y37.03 ☑
- specified NEC Y37.29 ☑
- torpedo Y37.04 ☑

fire Y37.30 ☑
- specified NEC Y37.39 ☑

- firearms
  - discharge Y37.43 ☑
  - pellets Y37.42 ☑
- flamethrower Y37.33 ☑
- fragments (from) (of)
  - improvised explosive device [IED] (person-borne) (roadside) (vehicle-borne) Y37.26 ☑
  - munitions Y37.25 ☑
  - specified NEC Y37.29 ☑
  - weapons Y37.27 ☑
- friendly fire Y37.92 ☑
- hand to hand (unarmed) combat Y37.44 ☑
- HLB overpressure Y37.A2 ☑
- hot substances — *see* Military operations, fire
- incendiary bullet Y37.32 ☑
- LLB overpressure Y37.A1 ☑
- nuclear weapon (effects of) Y37.50 ☑
  - acute radiation exposure Y37.54 ☑
  - blast pressure Y37.51 ☑
  - direct blast Y37.51 ☑
  - direct heat Y37.53 ☑
  - fallout exposure Y37.54 ☑
  - fireball Y37.53 ☑
  - indirect blast (struck or crushed by blast debris) (being thrown by blast) Y37.52 ☑
  - ionizing radiation (immediate exposure) Y37.54 ☑
  - nuclear radiation Y37.54 ☑
  - radiation
    - ionizing (immediate exposure) Y37.54 ☑
    - nuclear Y37.54 ☑
    - thermal Y37.53 ☑
  - specified NEC Y37.59 ☑
  - secondary effects Y37.54 ☑
  - thermal radiation Y37.53 ☑

- restriction of air (airway)
  - intentional Y37.46 ☑
  - unintentional Y37.47 ☑
- rubber bullets Y37.41 ☑
- shrapnel NOS Y37.29 ☑
- suffocation — *see* Military operations, restriction of airways
- unconventional warfare NEC Y37.7X ☑
- underwater blast NOS Y37.00 ☑
- warfare
  - conventional NEC Y37.49 ☑
  - unconventional NEC Y37.7X ☑
- weapons
  - biological weapons Y37.6X ☑
  - chemical Y37.7X ☑
  - nuclear (effects of) Y37.50 ☑
    - acute radiation exposure Y37.54 ☑
    - blast pressure Y37.51 ☑
    - direct blast Y37.51 ☑
    - direct heat Y37.53 ☑
    - fallout exposure Y37.54 ☑
    - fireball Y37.53 ☑
    - indirect blast (struck or crushed by blast debris) (being thrown by blast) Y37.52 ☑
    - radiation
      - ionizing (immediate exposure) Y37.54 ☑
      - nuclear Y37.54 ☑
      - thermal Y37.53 ☑
    - secondary effects Y37.54 ☑
    - specified NEC Y37.59 ☑
  - of mass destruction [WMD] Y37.91 ☑
- weapon of mass destruction [WMD] Y37.91 ☑

Misadventure(s) to patient(s) during surgical or medical care Y69

- contaminated medical or biological substance (blood, drug, fluid) Y64.9
  - administered (by) NEC Y64.9
    - immunization Y64.1
    - infusion Y64.0
    - injection Y64.1
    - specified means NEC Y64.8
    - transfusion Y64.0
    - vaccination Y64.1
- excessive amount of blood or other fluid during transfusion or infusion Y63.0
- failure
  - in dosage Y63.9
    - electroshock therapy Y63.4
    - inappropriate temperature (too hot or too cold) in local application and packing Y63.5
    - infusion
      - excessive amount of fluid Y63.0
      - incorrect dilution of fluid Y63.1
    - insulin-shock therapy Y63.4
    - nonadministration of necessary drug or biological substance Y63.6
    - overdose — *see* Table of Drugs and Chemicals
      - radiation, in therapy Y63.2
    - radiation
      - overdose Y63.2
    - specified procedure NEC Y63.8
    - transfusion
      - excessive amount of blood Y63.0
  - mechanical, of instrument or apparatus (any) (during any procedure) Y65.8
  - sterile precautions (during procedure) Y62.9
    - aspiration of fluid or tissue (by puncture or catheterization, except heart) Y62.6
    - biopsy (except needle aspiration) Y62.8
      - needle (aspirating) Y62.6

- blood sampling Y62.6
- catheterization Y62.6
  - heart Y62.5
- dialysis (kidney) Y62.2
- endoscopic examination Y62.4
- enema Y62.8
- immunization Y62.3
- infusion Y62.1
- injection Y62.3
- needle biopsy Y62.6
- paracentesis (abdominal) (thoracic) Y62.6
- perfusion Y62.2
- puncture (lumbar) Y62.6
- removal of catheter or packing Y62.8
- specified procedure NEC Y62.8
- surgical operation Y62.0
- transfusion Y62.1
- vaccination Y62.3

suture or ligature during surgical procedure Y65.2
to introduce or to remove tube or instrument — *see* Failure, to
hemorrhage — *see* Index to Diseases and Injuries, Complication(s)
inadvertent exposure of patient to radiation Y63.3
inappropriate
- operation performed — *see* Inappropriate operation performed
- temperature (too hot or too cold) in local application or packing Y63.5

infusion (*see also* Misadventure, by type, infusion) Y69
- excessive amount of fluid Y63.0
- incorrect dilution of fluid Y63.1
- wrong fluid Y65.1

mismatched blood in transfusion Y65.0
nonadministration of necessary drug or biological substance Y63.6
overdose — *see* Table of Drugs and Chemicals
- radiation (in therapy) Y63.2

- perforation — *see* Index to Diseases and Injuries, Complication(s)
- performance of inappropriate operation — *see* Inappropriate operation performed
- puncture — *see* Index to Diseases and Injuries, Complication(s)
- specified type NEC Y65.8
  - failure
    - suture or ligature during surgical operation Y65.2
    - to introduce or to remove tube or instrument — *see* Failure, to
  - infusion of wrong fluid Y65.1
  - performance of inappropriate operation — *see* Inappropriate operation performed
  - transfusion of mismatched blood Y65.0
  - wrong
    - fluid in infusion Y65.1
    - placement of endotracheal tube during anesthetic procedure Y65.3
- transfusion — *see* Misadventure, by type, transfusion
  - excessive amount of blood Y63.0
  - mismatched blood Y65.0
- wrong
  - drug given in error — *see* Table of Drugs and Chemicals
  - fluid in infusion Y65.1
  - placement of endotracheal tube during anesthetic procedure Y65.3

Mismatched blood in transfusion Y65.0
Motion sickness T75.3 ☑
Mountain sickness W94.11 ☑
Mudslide (of cataclysmic nature) — *see* Landslide
Murder (attempt) — *see* Assault

N

Nail
- contact with W45.0 ☑
  - gun W29.4 ☑
- embedded in skin W45.0 ☑

Neglect (criminal) (homicidal intent) X58 ☑
Noise (causing injury) (pollution) W42.9 ☑
- supersonic W42.0 ☑

Nonadministration (of)
- drug or biological substance (necessary) Y63.6
- surgical and medical care Y66

Nosocomial condition Y95

O

- **Object**
  - falling
    - from, in, on, hitting
      - machinery — *see* Contact, with, by type of machine
  - set in motion by
    - accidental explosion or rupture of pressure vessel W38 ☑
    - firearm — *see* Discharge, firearm, by type
    - machine(ry) — *see* Contact, with, by type of machine
- **Overdose** (drug) — *see* Table of Drugs and Chemicals
  - radiation Y63.2
- **Overexertion** X50.9 ☑
  - from
    - prolonged static or awkward postures X50.1 ☑
    - repetitive movements X50.3 ☑
    - specified strenuous movements or postures NEC X50.9 ☑
    - strenuous movement or load X50.0 ☑
- **Overexposure** (accidental) (to)
  - cold (*see also* Exposure, cold) X31 ☑
    - due to man-made conditions — *see* Exposure, cold, man-made
  - heat (*see also* Heat) X30 ☑
  - radiation — *see* Radiation
  - radioactivity W88.0 ☑
  - sun (sunburn) X32 ☑
  - weather NEC — *see* Forces of nature
  - wind NEC — *see* Forces of nature
- **Overheated** — *see* Heat
- **Overturning** (accidental)
  - machinery — *see* Contact, with, by type of machine
  - transport vehicle NEC (*see also* Accident, transport) V89.9 ☑
  - watercraft (causing drowning, submersion) (*see also* Drowning, due to, accident to, watercraft, overturning)
    - causing injury except drowning or submersion — *see* Accident, watercraft, causing, injury NEC

P

- **Parachute** descent (voluntary) (without accident to aircraft) V97.29 ☑
  - due to accident to aircraft — *see* Accident, transport, aircraft
- **Pecked** by bird W61.99 ☑
- **Perforation** during medical or surgical treatment as misadventure — *see* Index to Diseases and Injuries, Complication(s)
- **Perpetrator,** perpetration, of assault, maltreatment and neglect (by) Y07.9
  - acquaintance Y07.54
  - aunt Y07.47
  - boyfriend
    - current Y07.030
    - former Y07.031
  - brother Y07.410
    - stepbrother Y07.435
  - child (adopted) (biological) (foster) (in-law) (step) Y07.44
  - coach Y07.53
  - cousin
    - female Y07.491
    - male Y07.490
  - daughter (adopted) (biological) (foster) (in-law) (step) Y07.44
  - daycare provider Y07.519
    - at-home
      - adult care Y07.512
      - childcare Y07.510
    - care center
      - adult care Y07.513
      - childcare Y07.511
  - family member NEC Y07.499
  - father Y07.11
    - adoptive Y07.13
    - foster Y07.420
    - stepfather Y07.430

- foster father Y07.420
- foster mother Y07.421
- friend Y07.54
- girlfriend
  - current Y07.040
  - former Y07.041
- grandchild (adopted) (biological) (foster) (in-law) (step) Y07.45
- granddaughter (adopted) (biological) (foster) (in-law) (step) Y07.45
- grandfather Y07.46
- grandmother Y07.46
- grandparent Y07.46
- grandson (adopted) (biological) (foster) (in-law) (step) Y07.45
- healthcare provider Y07.529
  - mental health Y07.521
  - specified NEC Y07.528
- husband
  - current Y07.010
  - former Y07.011
- instructor Y07.53
- mother Y07.12
  - adoptive Y07.14
  - foster Y07.421
  - stepmother Y07.433
- multiple perpetrators Y07.6
- non-binary
  - child (adopted) (biological) (foster) (in-law) (step) Y07.44
  - grandchild (adopted) (biological) (foster) (in-law) (step) Y07.45
  - grandparent Y07.46
  - parental sibling Y07.47
- nonfamily member Y07.50
  - specified NEC Y07.59

- nurse Y07.528
- occupational therapist Y07.528
- parental sibling Y07.47
- partner
  - female (dating) (intimate)
    - current Y07.040
    - former Y07.041
  - gender non-conforming
    - current Y07.050
    - former Y07.051
  - male (dating) (intimate)
    - current Y07.030
    - former Y07.031
  - non-binary
    - current Y07.050
    - former Y07.051
  - of parent
    - female Y07.434
    - male Y07.432
- physical therapist Y07.528
- sister Y07.411
- son (adopted) (biological) (foster) (in-law) (step) Y07.44
- speech therapist Y07.528
- stepbrother Y07.435
- stepfather Y07.430
- stepmother Y07.433
- stepsister Y07.436
- teacher Y07.53
- uncle Y07.47
- wife

current Y07.020
former Y07.021
Piercing — *see* Contact, with, by type of object or machine
Pinched
between objects (moving) (stationary and moving) W23.0 ☑
stationary W23.1 ☑
Pinned under machine(ry) — *see* Contact, with, by type of machine
Place of occurrence Y92.9
abandoned house Y92.89
airplane Y92.813
airport Y92.520
ambulatory health services establishment NEC Y92.538
ambulatory surgery center Y92.530
amusement park Y92.831
apartment (co-op) — *see* Place of occurrence, residence, apartment
assembly hall Y92.29
bank Y92.510
bar Y92.59
barn Y92.71
baseball field Y92.320
basketball court Y92.310
beach Y92.832
boarding house — *see* Place of occurrence, residence, boarding house
boat Y92.814
bowling alley Y92.39
bridge Y92.89
building under construction Y92.61
bus Y92.811
station Y92.521

- cafe Y92.511
- campsite Y92.833
- campus — *see* Place of occurrence, school
- canal Y92.89
- car Y92.810
- casino Y92.59
- children's home — *see* Place of occurrence, residence, institutional, orphanage
- church Y92.22
- cinema Y92.26
- clubhouse Y92.29
- coal pit Y92.64
- college (community) Y92.214
- condominium — *see* Place of occurrence, residence, apartment
- construction area — *see* Place of occurrence, industrial and construction area
- convalescent home — *see* Place of occurrence, residence, institutional, nursing home
- court-house Y92.240
- cricket ground Y92.328
- cultural building Y92.258
  - art gallery Y92.250
  - museum Y92.251
  - music hall Y92.252
  - opera house Y92.253
  - specified NEC Y92.258
  - theater Y92.254

- dancehall Y92.252
- day nursery Y92.210
- dentist office Y92.531
- derelict house Y92.89
- desert Y92.820
- dock NOS Y92.89
- dockyard Y92.62
- doctor's office Y92.531
- dormitory — *see* Place of occurrence, residence, institutional, school dormitory
- dry dock Y92.62
- factory (building) (premises) Y92.63
- farm (land under cultivation) (outbuildings) Y92.79
  - barn Y92.71
  - chicken coop Y92.72
  - field Y92.73
  - hen house Y92.72
  - house — *see* Place of occurrence, residence, house
  - orchard Y92.74
  - specified NEC Y92.79
- football field Y92.321
- forest Y92.821
- freeway Y92.411
- gallery Y92.250
- garage (commercial) Y92.59
  - boarding house Y92.044
  - military base Y92.135
  - mobile home Y92.025
  - nursing home Y92.124
  - orphanage Y92.114
  - private house Y92.015
  - reform school Y92.155

- gas station Y92.524
- gasworks Y92.69
- golf course Y92.39
- gravel pit Y92.64
- grocery Y92.512
- gymnasium Y92.39
- handball court Y92.318
- harbor Y92.89
- harness racing course Y92.39
- healthcare provider office Y92.531
- highway Y92.410
  - interstate Y92.411
- hill Y92.828
- hockey rink Y92.330
- home — *see* Place of occurrence, residence
- hospice — *see* Place of occurrence, residence, institutional, nursing home
- hospital Y92.239
  - cafeteria Y92.233
  - corridor Y92.232
  - operating room Y92.234
  - patient
    - bathroom Y92.231
    - room Y92.230
  - specified NEC Y92.238
- hotel Y92.59
- house (*see also* Place of occurrence, residence)
  - abandoned Y92.89
  - under construction Y92.61
- industrial and construction area (yard) Y92.69

- building under construction Y92.61
- dock Y92.62
- dry dock Y92.62
- factory Y92.63
- gasworks Y92.69
- mine Y92.64
- oil rig Y92.65
- pit Y92.64
- power station Y92.69
- shipyard Y92.62
- specified NEC Y92.69
- tunnel under construction Y92.69
- workshop Y92.69

interstate Y92.411
kindergarten Y92.211
lacrosse field Y92.328
lake Y92.838
- wilderness Y92.828

library Y92.241
mall Y92.59
market Y92.512
marsh Y92.828
military
- base — *see* Place of occurrence, residence, institutional, military base
- training ground Y92.84

- mine Y92.64
- mosque Y92.22
- motel Y92.59
- motorway (interstate) Y92.411
- mountain Y92.828
- movie-house Y92.26
- museum Y92.251
- music-hall Y92.252
- not applicable Y92.9
- nuclear power station Y92.69
- nursing home — *see* Place of occurrence, residence, institutional, nursing home
- office building Y92.59
- offshore installation Y92.65
- oil rig Y92.65
- old people's home — *see* Place of occurrence, residence, institutional, specified NEC
- opera-house Y92.253
- orphanage — *see* Place of occurrence, residence, institutional, orphanage
- outpatient surgery center Y92.530
- park (public) Y92.830
  - amusement Y92.831
- parking garage Y92.89
  - lot Y92.481
- pavement Y92.480
- physician office Y92.531
- polo field Y92.328
- pond Y92.828
- post office Y92.242
- power station Y92.69
- prairie Y92.828
- prison — *see* Place of occurrence, residence, institutional, prison
- public
  - administration building Y92.248

- city hall Y92.243
- courthouse Y92.240
- library Y92.241
- post office Y92.242
- specified NEC Y92.248

- building NEC Y92.29
- hall Y92.29
- place NOS Y92.89

- race course Y92.39
- radio station Y92.59
- railway line (bridge) Y92.85
- ranch (outbuildings) — *see* Place of occurrence, farm
- recreation area Y92.838
  - amusement park Y92.831
  - beach Y92.832
  - campsite Y92.833
  - park (public) Y92.830
  - seashore Y92.832
  - specified NEC Y92.838
- religious institution Y92.22
- reform school — *see* Place of occurrence, residence, institutional, reform school
- residence (non-institutional) (private) Y92.009
  - apartment Y92.039
    - bathroom Y92.031
    - bedroom Y92.032
    - kitchen Y92.030
    - specified NEC Y92.038
  - bathroom Y92.002
  - bedroom Y92.003
  - boarding house Y92.049

- bathroom Y92.041
- bedroom Y92.042
- driveway Y92.043
- garage Y92.044
- garden Y92.046
- kitchen Y92.040
- specified NEC Y92.048
- swimming pool Y92.045
- yard Y92.046

dining room Y92.001
garden Y92.007
home Y92.009
house, single family Y92.019
- bathroom Y92.012
- bedroom Y92.013
- dining room Y92.011
- driveway Y92.014
- garage Y92.015
- garden Y92.017
- kitchen Y92.010
- specified NEC Y92.018
- swimming pool Y92.016
- yard Y92.017

institutional Y92.10
- children's home — *see* Place of occurrence, residence, institutional, orphanage
- hospice — *see* Place of occurrence, residence, institutional, nursing home
- military base Y92.139

- barracks Y92.133
- garage Y92.135
- garden Y92.137
- kitchen Y92.130
- mess hall Y92.131
- specified NEC Y92.138
- swimming pool Y92.136
- yard Y92.137

nursing home Y92.129

- bathroom Y92.121
- bedroom Y92.122
- driveway Y92.123
- garage Y92.124
- garden Y92.126
- kitchen Y92.120
- specified NEC Y92.128
- swimming pool Y92.125
- yard Y92.126

orphanage Y92.119

- bathroom Y92.111
- bedroom Y92.112
- driveway Y92.113
- garage Y92.114
- garden Y92.116
- kitchen Y92.110
- specified NEC Y92.118
- swimming pool Y92.115
- yard Y92.116

prison Y92.149

- bathroom Y92.142
- cell Y92.143
- courtyard Y92.147
- dining room Y92.141
- kitchen Y92.140
- specified NEC Y92.148
- swimming pool Y92.146

reform school Y92.159

- bathroom Y92.152
- bedroom Y92.153
- dining room Y92.151
- driveway Y92.154
- garage Y92.155
- garden Y92.157
- kitchen Y92.150
- specified NEC Y92.158
- swimming pool Y92.156
- yard Y92.157

school dormitory Y92.169

- bathroom Y92.162
- bedroom Y92.163
- dining room Y92.161
- kitchen Y92.160
- specified NEC Y92.168

specified NEC Y92.199

- bathroom Y92.192
- bedroom Y92.193
- dining room Y92.191
- driveway Y92.194
- garage Y92.195
- garden Y92.197
- kitchen Y92.190
- specified NEC Y92.198
- swimming pool Y92.196
- yard Y92.197

kitchen Y92.000

mobile home Y92.029

- bathroom Y92.022
- bedroom Y92.023
- dining room Y92.021
- driveway Y92.024
- garage Y92.025
- garden Y92.027
- kitchen Y92.020
- specified NEC Y92.028
- swimming pool Y92.026
- yard Y92.027

specified place in residence NEC Y92.008

specified residence type NEC Y92.099

- bathroom Y92.091
- bedroom Y92.092
- driveway Y92.093
- garage Y92.094
- garden Y92.096
- kitchen Y92.090
- specified NEC Y92.098
- swimming pool Y92.095
- yard Y92.096

restaurant Y92.511
riding school Y92.39
river Y92.828
road Y92.410
rodeo ring Y92.39
rugby field Y92.328
same day surgery center Y92.530
sand pit Y92.64
school (private) (public) (state) Y92.219

- college Y92.214
- daycare center Y92.210
- elementary school Y92.211
- high school Y92.213
- kindergarten Y92.211
- middle school Y92.212
- specified NEC Y92.218
- trade school Y92.215
- university Y92.214
- vocational school Y92.215

sea (shore) Y92.832
senior citizen center Y92.29
service area

- airport Y92.520
- bus station Y92.521
- gas station Y92.524
- highway rest stop Y92.523
- railway station Y92.522

shipyard Y92.62

shop (commercial) Y92.513

sidewalk Y92.480

silo Y92.79

skating rink (roller) Y92.331

- ice Y92.330

slaughter house Y92.86

soccer field Y92.322

specified place NEC Y92.89

sports area Y92.39

- athletic
  - court Y92.318
    - basketball Y92.310
    - specified NEC Y92.318
    - squash Y92.311
    - tennis Y92.312
  - field Y92.328
    - baseball Y92.320
    - cricket ground Y92.328
    - football Y92.321
    - hockey Y92.328
    - soccer Y92.322
    - specified NEC Y92.328

- golf course Y92.39
- gymnasium Y92.39
- riding school Y92.39
- skating rink (roller) Y92.331
  - ice Y92.330
- stadium Y92.39
- swimming pool Y92.34

- squash court Y92.311
- stadium Y92.39
- steeplechasing course Y92.39
- store Y92.512
- stream Y92.828
- street and highway Y92.410
  - bike path Y92.482
  - freeway Y92.411
  - highway ramp Y92.415
  - interstate highway Y92.411
  - local residential or business street Y92.414
  - motorway Y92.411
  - parkway Y92.412
  - parking lot Y92.481
  - sidewalk Y92.480
  - specified NEC Y92.488
  - state road Y92.413
- subway car Y92.816
- supermarket Y92.512
- swamp Y92.828
- swimming pool (public) Y92.34
  - private (at) Y92.095

- boarding house Y92.045
- military base Y92.136
- mobile home Y92.026
- nursing home Y92.125
- orphanage Y92.115
- prison Y92.146
- reform school Y92.156
- single family residence Y92.016

synagogue Y92.22
tavern Y92.59
television station Y92.59
tennis court Y92.312
theater Y92.254
trade area Y92.59

- bank Y92.510
- cafe Y92.511
- casino Y92.59
- garage Y92.59
- hotel Y92.59
- market Y92.512
- office building Y92.59
- radio station Y92.59
- restaurant Y92.511
- shop Y92.513
- shopping mall Y92.59
- store Y92.512
- supermarket Y92.512
- television station Y92.59
- warehouse Y92.59

- trailer park, residential — *see* Place of occurrence, residence, mobile home
- trailer site NOS Y92.89
- train Y92.815
  - station Y92.522
- truck Y92.812
- tunnel under construction Y92.69
- urgent (health) care center Y92.532
- university Y92.214
- vehicle (transport) Y92.818
  - airplane Y92.813
  - boat Y92.814
  - bus Y92.811
  - car Y92.810
  - specified NEC Y92.818
  - subway car Y92.816
  - train Y92.815
  - truck Y92.812
- warehouse Y92.59
- water reservoir Y92.89
- wilderness area Y92.828
  - desert Y92.820
  - forest Y92.821
  - marsh Y92.828
  - mountain Y92.828
  - prairie Y92.828
  - specified NEC Y92.828
  - swamp Y92.828
- workshop Y92.69
- yard, private Y92.096

- boarding house Y92.046
- single family house Y92.017
- mobile home Y92.027
- youth center Y92.29
- zoo (zoological garden) Y92.834

Plumbism — *see* Table of Drugs and Chemicals, lead

Poisoning (accidental) (by) (*see also* Table of Drugs and Chemicals)

- by plant, thorns, spines, sharp leaves or other mechanisms NEC X58 ☑
- carbon monoxide
  - generated by
    - motor vehicle — *see* Accident, transport
    - watercraft (in transit) (not in transit) V93.89 ☑
      - ferry boat V93.81 ☑
      - fishing boat V93.82 ☑
      - jet skis V93.83 ☑
      - liner V93.81 ☑
      - merchant ship V93.80 ☑
      - passenger ship V93.81 ☑
      - powered craft NEC V93.83 ☑
- caused by injection of poisons into skin by plant thorns, spines, sharp leaves X58 ☑
  - marine or sea plants (venomous) X58 ☑
- exhaust gas
  - generated by
    - motor vehicle — *see* Accident, transport
    - watercraft (in transit) (not in transit) V93.89 ☑

- ferry boat V93.81 ☑
- fishing boat V93.82 ☑
- jet skis V93.83 ☑
- liner V93.81 ☑
- merchant ship V93.80 ☑
- passenger ship V93.81 ☑
- powered craft NEC V93.83 ☑

fumes or smoke due to
- explosion (*see also* Explosion) W40.9 ☑
- fire — *see* Exposure, fire
- ignition — *see* Ignition

gas
- in legal intervention — *see* Legal, intervention, gas
- legal execution — *see* Legal, intervention, gas

in war operations — *see* War operations

legal

execution — *see* Legal, intervention, gas
- intervention
  - by gas — *see* Legal, intervention, gas
  - other specified means — *see* Legal, intervention, specified means NEC

Powder burn (by) (from)
- airgun W34.110 ☑
- BB gun W34.110 ☑
- firearm NEC W34.19 ☑
- gas, air or spring-operated gun NEC W34.118 ☑
- handgun W32.1 ☑
- hunting rifle W33.12 ☑
- larger firearm W33.10 ☑
  - specified NEC W33.19 ☑

- machine gun W33.13 ☑
- paintball gun W34.111 ☑
- pellet gun W34.110 ☑
- shotgun W33.11 ☑
- Very pistol [flare] W34.19 ☑

Premature cessation (of) surgical and medical care Y66

Privation (food) (water) X58 ☑

Procedure (operation)

- correct, on wrong side or body part (wrong side) (wrong site) Y65.53
- intended for another patient done on wrong patient Y65.52
- performed on patient not scheduled for surgery Y65.52
- performed on wrong patient Y65.52
- wrong, performed on correct patient Y65.51

Prolonged

- sitting in transport vehicle — *see* Sitting
- stay in
  - high altitude as cause of anoxia, barodontalgia, barotitis or hypoxia W94.11 ☑
  - weightless environment X52 ☑

Pulling, excessive (*see also* Overexertion) X50.9 ☑

Puncture, puncturing (*see also* Contact, with, by type of object or machine)

- by
  - plant thorns, spines, sharp leaves or other mechanisms NEC W60 ☑
- during medical or surgical treatment as misadventure — *see* Index to Diseases and Injuries, Complication(s)

Pushed, pushing (accidental) (injury in)

- by other person(s) (accidental) W51 ☑
  - with fall W03 ☑
    - due to ice or snow W00.0 ☑
  - as, or caused by, a crowd or human stampede (with fall) W52 ☑
  - before moving object NEC Y02.8 ☑
    - motor vehicle Y02.0 ☑
    - subway train Y02.1 ☑
    - train Y02.1 ☑

- from
  - high place NEC
    - in accidental circumstances W17.89 ☑
    - stated as
      - intentional, homicide (attempt) Y01 ☑
      - undetermined whether accidental or intentional Y30 ☑
  - transport vehicle NEC (*see also* Accident, transport) V89.9 ☑
    - stated as
      - intentional, homicide (attempt) Y08.89 ☑
- overexertion X50.9 ☑

R

- **Radiation** (exposure to)
  - arc lamps W89.0 ☑
  - atomic power plant (malfunction) NEC W88.1 ☑
  - complication of or abnormal reaction to medical radiotherapy Y84.2
  - electromagnetic, ionizing W88.0 ☑
  - gamma rays W88.1 ☑
  - in
    - war operations (from or following nuclear explosion) — *see* War operations
  - inadvertent exposure of patient (receiving test or therapy) Y63.3
  - infrared (heaters and lamps) W90.1 ☑
    - excessive heat from W92 ☑
  - ionized, ionizing (particles, artificially accelerated)
    - radioisotopes W88.1 ☑
    - specified NEC W88.8 ☑
    - x-rays W88.0 ☑
  - isotopes, radioactive — *see* Radiation, radioactive isotopes
  - laser(s) W90.2 ☑
    - in war operations — *see* War operations
    - misadventure in medical care Y63.2
  - light sources (man-made visible and ultraviolet) W89.9 ☑
    - natural X32 ☑
    - specified NEC W89.8 ☑
    - tanning bed W89.1 ☑
    - welding light W89.0 ☑
  - man-made visible light W89.9 ☑
    - specified NEC W89.8 ☑
    - tanning bed W89.1 ☑
    - welding light W89.0 ☑
  - microwave W90.8 ☑
  - misadventure in medical or surgical procedure Y63.2
  - natural NEC X39.08 ☑
    - radon X39.01 ☑

- overdose (in medical or surgical procedure) Y63.2
- radar W90.0 ☑
- radioactive isotopes (any) W88.1 ☑
  - atomic power plant malfunction W88.1 ☑
  - misadventure in medical or surgical treatment Y63.2
- radiofrequency W90.0 ☑
- radium NEC W88.1 ☑
- sun X32 ☑
- ultraviolet (light) (man-made) W89.9 ☑
  - natural X32 ☑
  - specified NEC W89.8 ☑
  - tanning bed W89.1 ☑
  - welding light W89.0 ☑
- welding arc, torch, or light W89.0 ☑
  - excessive heat from W92 ☑
- x-rays (hard) (soft) W88.0 ☑

Range disease W94.11 ☑

Rape (attempted) (confirmed) T74.2 ☑
- suspected T76.2 ☑

Rat bite W53.11 ☑

Reaching (prolonged) (static) X50.1 ☑

Reaction, abnormal to medical procedure (*see also* Complication of or following, by type of procedure) Y84.9
- with misadventure — *see* Misadventure
- biologicals — *see* Table of Drugs and Chemicals
- drugs — *see* Table of Drugs and Chemicals
- vaccine — *see* Table of Drugs and Chemicals

Recoil

- airgun W34.110 ☑
- BB gun W34.110 ☑
- firearm NEC W34.19 ☑
- gas, air or spring-operated gun NEC W34.118 ☑
- handgun W32.1 ☑
- hunting rifle W33.12 ☑
- larger firearm W33.10 ☑
  - specified NEC W33.19 ☑
- machine gun W33.13 ☑
- paintball gun W34.111 ☑
- pellet W34.110 ☑
- shotgun W33.11 ☑
- Very pistol [flare] W34.19 ☑

Reduction in
- atmospheric pressure — *see* Air, pressure, change

Rock falling on or hitting (accidentally) (person) W20.8 ☑
- in cave-in W20.0 ☑

Run over (accidentally) (by)
- animal (not being ridden) NEC W55.89 ☑
- machinery — *see* Contact, with, by specified type of machine
- transport vehicle NEC (*see also* Accident, transport) V09.9 ☑
  - intentional homicide (attempt) Y03.0 ☑
  - motor NEC V09.20 ☑
    - intentional homicide (attempt) Y03.0 ☑

Running
- before moving object X81.8 ☑
  - motor vehicle X81.0 ☑

Running off, away
- animal (being ridden) (*see also* Accident, transport) V80.918 ☑
  - not being ridden W55.89 ☑
- animal-drawn vehicle NEC (*see also* Accident, transport) V80.928 ☑
- highway, road (way), street
  - transport vehicle NEC (*see also* Accident, transport) V89.9 ☑

Rupture pressurized devices — *see* Explosion, by type of device

S

- **Saturnism** — *see* Table of Drugs and Chemicals, lead
- **Scald,** scalding (accidental) (by) (from) (in) X19 ☑
  - air (hot) X14.1 ☑
  - gases (hot) X14.1 ☑
  - homicide (attempt) — *see* Assault, burning, hot object
  - inflicted by other person
    - stated as intentional, homicide (attempt) — *see* Assault, burning, hot object
  - liquid (boiling) (hot) NEC X12 ☑
    - stated as undetermined whether accidental or intentional Y27.2 ☑
    - suicide (attempt) X77.2 ☑
  - local application of externally applied substance in medical or surgical care Y63.5
  - metal (molten) (liquid) (hot) NEC X18 ☑
  - self-inflicted X77.9 ☑
  - stated as undetermined whether accidental or intentional Y27.8 ☑
  - steam X13.1 ☑
    - assault X98.0 ☑
    - stated as undetermined whether accidental or intentional Y27.0 ☑
    - suicide (attempt) X77.0 ☑
  - suicide (attempt) X77.9 ☑
  - vapor (hot) X13.1 ☑
    - assault X98.0 ☑
    - stated as undetermined whether accidental or intentional Y27.0 ☑
    - suicide (attempt) X77.0 ☑
- **Scratched** by
  - cat W55.03 ☑
  - person(s) (accidentally) W50.4 ☑
    - with intent to injure or kill Y04.0 ☑
    - as, or caused by, a crowd or human stampede (with fall) W52 ☑
    - assault Y04.0 ☑
    - homicide (attempt) Y04.0 ☑
    - in

- fight Y04.0 ☑
- legal intervention
  - injuring
    - bystander Y35.892 ☑
    - law enforcement personnel Y35.891 ☑
    - suspect Y35.893 ☑
    - unspecified person Y35.899 ☑

Seasickness T75.3 ☑

Self-harm NEC (*see also* External cause by type, undetermined whether accidental or intentional)
- intentional — *see* Suicide
- poisoning NEC — *see* Table of drugs and biologicals, accident

Self-inflicted (injury) NEC (*see also* External cause by type, undetermined whether accidental or intentional)
- intentional — *see* Suicide
- poisoning NEC — *see* Table of drugs and biologicals, accident

Sequelae (of)
- accident NEC — *see* W00-X58 with 7th character S
- assault (homicidal) (any means) — *see* X92-Y08 with 7th character S
- homicide, attempt (any means) — *see* X92-Y08 with 7th character S
- injury undetermined whether accidentally or purposely inflicted — *see* Y21-Y33 with 7th character S
- intentional self-harm (classifiable to X71-X83) — *see* X71-X83 with 7th character S
- legal intervention — *see* Y35 ☑ with 7th character S
- motor vehicle accident — *see* V00-V99 with 7th character S
- suicide, attempt (any means) — *see* X71-X83 with 7th character S
- transport accident — *see* V00-V99 with 7th character S
- war operations — *see* War operations

Shock
- electric — *see* Exposure, electric current
- from electric appliance (any) (faulty) W86.8 ☑
  - domestic W86.0 ☑
  - suicide (attempt) X83.1 ☑

Shooting, shot (accidental(ly)) (*see also* Discharge, firearm, by type)

- herself or himself — *see* Discharge, firearm by type, self-inflicted
- homicide (attempt) — *see* Discharge, firearm by type, homicide
- in war operations — *see* War operations
- inflicted by other person — *see* Discharge, firearm by type, homicide
  - accidental — *see* Discharge, firearm, by type of firearm
- legal
  - execution — *see* Legal, intervention, firearm
  - intervention — *see* Legal, intervention, firearm
- self-inflicted — *see* Discharge, firearm by type, suicide
  - accidental — *see* Discharge, firearm, by type of firearm
- suicide (attempt) — *see* Discharge, firearm by type, suicide

Shoving (accidentally) by other person — *see* Pushed, by other person

Sickness
- alpine W94.11 ☑
- motion — *see* Motion
- mountain W94.11 ☑

Sinking (accidental)
- watercraft (causing drowning, submersion) (*see also* Drowning, due to, accident to, watercraft, sinking)
  - causing injury except drowning or submersion — *see* Accident, watercraft, causing, injury NEC

Siriasis X32 ☑

Sitting (prolonged) (static) X50.1 ☑

Slashed wrists — *see* Cut, self-inflicted

Slipping (accidental) (on same level) (with fall) W01.0 ☑
- on
  - ice W00.0 ☑
    - with skates — *see* Accident, transport, pedestrian, conveyance
  - mud W01.0 ☑
  - oil W01.0 ☑
  - snow W00.0 ☑
    - with skis — *see* Accident, transport, pedestrian, conveyance
  - surface (slippery) (wet) NEC W01.0 ☑
- without fall W18.40 ☑

- due to
  - specified NEC W18.49 ☑
  - stepping from one level to another W18.43 ☑
  - stepping into hole or opening W18.42 ☑
  - stepping on object W18.41 ☑
- **Sliver**, wood, contact with W45.8 ☑
- **Smoldering** (due to fire) — *see* Exposure, fire
- **Sodomy** (attempted) by force T74.2 ☑
- **Sound** waves (causing injury) W42.9 ☑
  - supersonic W42.0 ☑
- **Splinter**, contact with W45.8 ☑
- **Stab**, stabbing — *see* Cut
- **Standing** (prolonged) (static) X50.1 ☑
- **Starvation** X58 ☑
- **Status** of external cause Y99.9
  - child assisting in compensated work for family Y99.8
  - civilian activity done for financial or other compensation Y99.0
  - civilian activity done for income or pay Y99.0
  - family member assisting in compensated work for other family member Y99.8
  - hobby not done for income Y99.8
  - leisure activity Y99.8
  - military activity Y99.1
  - off-duty activity of military personnel Y99.8
  - recreation or sport not for income or while a student Y99.8
  - specified NEC Y99.8
  - student activity Y99.8
  - volunteer activity Y99.2
- **Stepped** on
  - by
    - animal (not being ridden) NEC W55.89 ☑
    - crowd or human stampede W52 ☑
    - person W50.0 ☑

- **Stepping** on
  - object W22.8 ☑
    - with fall W18.31 ☑
    - sports equipment W21.9 ☑
    - stationary W22.09 ☑
      - sports equipment W21.89 ☑
  - person W51 ☑
    - by crowd or human stampede W52 ☑
  - sports equipment W21.9 ☑
- **Sting**
  - arthropod, nonvenomous W57 ☑
  - insect, nonvenomous W57 ☑
- **Storm** (cataclysmic) — *see* Forces of nature, cataclysmic storm
- **Straining**, excessive (*see also* Overexertion) X50.9 ☑
- **Strangling** — *see* Strangulation
- **Strangulation** (accidental) — *see* category T71 ☑
- **Strenuous** movements (*see also* Overexertion) X50.9 ☑
- **Striking** against
  - airbag (automobile) W22.10 ☑
    - driver side W22.11 ☑
    - front passenger side W22.12 ☑
    - specified NEC W22.19 ☑
  - bottom when
    - diving or jumping into water (in) W16.822 ☑
      - causing drowning W16.821 ☑
      - from boat W16.722 ☑
        - causing drowning W16.721 ☑
      - natural body W16.622 ☑
        - causing drowning W16.821 ☑
      - swimming pool W16.522 ☑
        - causing drowning W16.521 ☑

- falling into water (in) W16.322 ☑
  - causing drowning W16.321 ☑
  - fountain — *see* Striking against, bottom when, falling into water, specified NEC
  - natural body W16.122 ☑
    - causing drowning W16.121 ☑
  - reservoir — *see* Striking against, bottom when, falling into water, specified NEC
  - specified NEC W16.322 ☑
    - causing drowning W16.321 ☑
  - swimming pool W16.022 ☑
    - causing drowning W16.021 ☑
- diving board (swimming-pool) W21.4 ☑
- object W22.8 ☑
  - with
    - drowning or submersion — *see* Drowning
    - fall — *see* Fall, due to, bumping against, object
  - caused by crowd or human stampede (with fall) W52 ☑
  - furniture W22.03 ☑
  - lamppost W22.02 ☑
  - sports equipment W21.9 ☑
  - stationary W22.09 ☑
    - sports equipment W21.89 ☑
  - wall W22.01 ☑
- person(s) W51 ☑
  - with fall W03 ☑
    - due to ice or snow W00.0 ☑
  - as, or caused by, a crowd or human stampede (with fall) W52 ☑
  - assault Y04.2 ☑
  - homicide (attempt) Y04.2 ☑
- sports equipment W21.9 ☑
- wall (when) W22.01 ☑
  - diving or jumping into water (in) W16.832 ☑

- causing drowning W16.831 ☑
- swimming pool W16.532 ☑
  - causing drowning W16.531 ☑
- falling into water (in) W16.332 ☑
  - causing drowning W16.331 ☑
  - fountain — *see* Striking against, wall when, falling into water, specified NEC
  - natural body W16.132 ☑
    - causing drowning W16.131 ☑
  - reservoir — *see* Striking against, wall when, falling into water, specified NEC
  - specified NEC W16.332 ☑
    - causing drowning W16.331 ☑
  - swimming pool W16.032 ☑
    - causing drowning W16.031 ☑
- swimming pool (when) W22.042 ☑
  - causing drowning W22.041 ☑
  - diving or jumping into water W16.532 ☑
    - causing drowning W16.531 ☑
  - falling into water W16.032 ☑
    - causing drowning W16.031 ☑

Struck (accidentally) by

- airbag (automobile) W22.10 ☑
  - driver side W22.11 ☑
  - front passenger side W22.12 ☑
  - specified NEC W22.19 ☑
- alligator W58.02 ☑
- animal (not being ridden) NEC W55.89 ☑
- avalanche — *see* Landslide
- ball (hit) (thrown) W21.00 ☑

- assault Y08.09 ☑
- baseball W21.03 ☑
- basketball W21.05 ☑
- golf ball W21.04 ☑
- football W21.01 ☑
- soccer W21.02 ☑
- softball W21.07 ☑
- specified NEC W21.09 ☑
- volleyball W21.06 ☑

bat or racquet
- baseball bat W21.11 ☑
  - assault Y08.02 ☑
- golf club W21.13 ☑
  - assault Y08.09 ☑
- specified NEC W21.19 ☑
  - assault Y08.09 ☑
- tennis racquet W21.12 ☑
  - assault Y08.09 ☑

bullet (*see also* Discharge, firearm by type)
- in war operations — *see* War operations

crocodile W58.12 ☑
dog W54.1 ☑
flare, Very pistol — *see* Discharge, firearm NEC
hailstones X39.8 ☑
hockey (ice)
- field
  - puck W21.221 ☑
  - stick W21.211 ☑
- puck W21.220 ☑
- stick W21.210 ☑
  - assault Y08.01 ☑

landslide — *see* Landslide
law-enforcement agent (on duty) — *see* Legal, intervention, manhandling

- with blunt object — *see* Legal, intervention, blunt object
- lightning — *see* subcategory T75.0 ☑
  - causing fire — *see* Exposure, fire
- machine — *see* Contact, with, by type of machine
- mammal NEC W55.89 ☑
  - marine W56.32 ☑
- marine animal W56.82 ☑
- missile
  - firearm — *see* Discharge, firearm by type
  - in war operations — *see* War operations, missile
- object W22.8 ☑
  - blunt W22.8 ☑
    - assault Y00 ☑
    - suicide (attempt) X79 ☑
    - undetermined whether accidental or intentional Y29 ☑
  - falling W20.8 ☑
    - from, in, on
      - building W20.1 ☑
        - burning (uncontrolled fire) X00.4 ☑
      - cataclysmic
        - earth surface movement NEC — *see* Landslide
        - storm — *see* Forces of nature, cataclysmic storm
      - cave-in W20.0 ☑
      - earthquake X34 ☑
      - machine (in operation) — *see* Contact, with, by type of machine
      - structure W20.1 ☑
        - burning X00.4 ☑
      - transport vehicle (in motion) — *see* Accident, transport, by type of vehicle
      - watercraft V93.49 ☑
        - due to
          - accident to craft V91.39 ☑

- powered craft V91.33 ☑
  - ferry boat V91.31 ☑
  - fishing boat V91.32 ☑
  - jetskis V91.33 ☑
  - liner V91.31 ☑
  - merchant ship V91.30 ☑
  - passenger ship V91.31 ☑
- unpowered craft V91.38 ☑
  - canoe V91.35 ☑
  - inflatable V91.36 ☑
  - kayak V91.35 ☑
  - sailboat V91.34 ☑
  - surf-board V91.38 ☑
  - windsurfer V91.38 ☑
- powered craft V93.43 ☑
  - ferry boat V93.41 ☑
  - fishing boat V93.42 ☑
  - jetskis V93.43 ☑
  - liner V93.41 ☑
  - merchant ship V93.40 ☑
  - passenger ship V93.41 ☑
- unpowered craft V93.48 ☑
  - sailboat V93.44 ☑
  - surf-board V93.48 ☑
  - windsurfer V93.48 ☑

- moving NEC W20.8 ☑
- projected W20.8 ☑
  - assault Y00 ☑
  - in sports W21.9 ☑
    - assault Y08.09 ☑
    - ball W21.00 ☑

- baseball W21.03 ☑
- basketball W21.05 ☑
- football W21.01 ☑
- golf ball W21.04 ☑
- soccer W21.02 ☑
- softball W21.07 ☑
- specified NEC W21.09 ☑
- volleyball W21.06 ☑

bat or racquet

- baseball bat W21.11 ☑
  - assault Y08.02 ☑
- golf club W21.13 ☑
  - assault Y08.09 ☑
- specified NEC W21.19 ☑
  - assault Y08.09 ☑
- tennis racquet W21.12 ☑
  - assault Y08.09 ☑

hockey (ice)

- field
  - puck W21.221 ☑
  - stick W21.211 ☑
- puck W21.220 ☑
- stick W21.210 ☑
  - assault Y08.01 ☑

specified NEC W21.89 ☑

set in motion by explosion — *see* Explosion

thrown W20.8 ☑

- assault Y00 ☑
- in sports W21.9 ☑
  - assault Y08.09 ☑
  - ball W21.00 ☑

- baseball W21.03 ☑
- basketball W21.05 ☑
- football W21.01 ☑
- golf ball W21.04 ☑
- soccer W21.02 ☑
- soft ball W21.07 ☑
- specified NEC W21.09 ☑
- volleyball W21.06 ☑

- bat or racquet
  - baseball bat W21.11 ☑
    - assault Y08.02 ☑
  - golf club W21.13 ☑
    - assault Y08.09 ☑
  - specified NEC W21.19 ☑
    - assault Y08.09 ☑
  - tennis racquet W21.12 ☑
    - assault Y08.09 ☑
- hockey (ice)
  - field
    - puck W21.221 ☑
    - stick W21.211 ☑
  - puck W21.220 ☑
  - stick W21.210 ☑
    - assault Y08.01 ☑
- specified NEC W21.89 ☑

- other person(s) W50.0 ☑
  - with
    - blunt object W22.8 ☑
      - intentional, homicide (attempt) Y00 ☑
      - sports equipment W21.9 ☑
      - undetermined whether accidental or intentional Y29 ☑
    - fall W03 ☑

- due to ice or snow W00.0
- as, or caused by, a crowd or human stampede (with fall) W52
- assault Y04.2
- homicide (attempt) Y04.2
- in legal intervention
  - injuring
    - bystander Y35.812
    - law enforcement personnel Y35.811
    - suspect Y35.813
    - unspecified person Y35.819
- sports equipment W21.9

police (on duty) — *see* Legal, intervention, manhandling
- with blunt object — *see* Legal, intervention, blunt object

sports equipment W21.9
- assault Y08.09
- ball W21.00
  - baseball W21.03
  - basketball W21.05
  - football W21.01
  - golf ball W21.04
  - soccer W21.02
  - soft ball W21.07
  - specified NEC W21.09
  - volleyball W21.06
- bat or racquet
  - baseball bat W21.11
    - assault Y08.02
  - golf club W21.13
    - assault Y08.09
  - specified NEC W21.19
  - tennis racquet W21.12

- assault Y08.09 ☑
- cleats (shoe) W21.31 ☑
- foot wear NEC W21.39 ☑
- football helmet W21.81 ☑
- hockey (ice)
  - field
    - puck W21.221 ☑
    - stick W21.211 ☑
  - puck W21.220 ☑
  - stick W21.210 ☑
    - assault Y08.01 ☑
- skate blades W21.32 ☑
- specified NEC W21.89 ☑
  - assault Y08.09 ☑
- thunderbolt — *see* subcategory T75.0 ☑
  - causing fire — *see* Exposure, fire
- transport vehicle NEC (*see also* Accident, transport) V09.9 ☑
  - intentional, homicide (attempt) Y03.0 ☑
  - motor NEC (*see also* Accident, transport) V09.20 ☑
    - homicide Y03.0 ☑
- vehicle (transport) NEC — *see* Accident, transport, by type of vehicle
  - stationary (falling from jack, hydraulic lift, ramp) W20.8 ☑

Stumbling

- over
  - animal NEC W01.0 ☑
    - with fall W18.09 ☑
  - carpet, rug or (small) object W22.8 ☑
    - with fall W18.09 ☑
  - person W51 ☑
    - with fall W03 ☑
      - due to ice or snow W00.0 ☑
- without fall W18.40 ☑

- due to
  - specified NEC W18.49 ☑
  - stepping from one level to another W18.43 ☑
  - stepping into hole or opening W18.42 ☑
  - stepping on object W18.41 ☑

Submersion (accidental) — *see* Drowning

Suffocation (accidental) (by external means) (by pressure) (mechanical) (*see also* category) T71 ☑

- due to, by
  - avalanche — *see* Landslide
  - explosion — *see* Explosion
  - fire — *see* Exposure, fire
  - food, any type (aspiration) (ingestion) (inhalation) — *see* categories T17 ☑ and T18 ☑
  - ignition — *see* Ignition
  - landslide — *see* Landslide
  - machine(ry) — *see* Contact, with, by type of machine
  - vomitus (aspiration) (inhalation) T17.81 ☑
- in
  - burning building X00.8 ☑

Suicide, suicidal (attempted) (by) X83.8 ☑

- blunt object X79 ☑
- burning, burns X76 ☑
  - hot object X77.9 ☑
    - fluid NEC X77.2 ☑
    - household appliance X77.3 ☑
    - specified NEC X77.8 ☑
    - steam X77.0 ☑
    - tap water X77.1 ☑
    - vapors X77.0 ☑
- caustic substance — *see* Table of Drugs and Chemicals
- cold, extreme X83.2 ☑
- collision of motor vehicle with

- motor vehicle X82.0 ☑
- specified NEC X82.8 ☑
- train X82.1 ☑
- tree X82.2 ☑

crashing of aircraft X83.0 ☑

cut (any part of body) X78.9 ☑

cutting or piercing instrument X78.9 ☑

- dagger X78.2 ☑
- glass X78.0 ☑
- knife X78.1 ☑
- specified NEC X78.8 ☑
- sword X78.2 ☑

drowning (in) X71.9 ☑

- bathtub X71.0 ☑
- natural water X71.3 ☑
- specified NEC X71.8 ☑
- swimming pool X71.1 ☑
  - following fall X71.2 ☑

electrocution X83.1 ☑

explosive(s) (material) X75 ☑

fire, flames X76 ☑

firearm X74.9 ☑

- airgun X74.01 ☑
- handgun X72 ☑
- hunting rifle X73.1 ☑
- larger X73.9 ☑
  - specified NEC X73.8 ☑
- machine gun X73.2 ☑
- shotgun X73.0 ☑
- specified NEC X74.8 ☑

- hanging X83.8 ☑
- hot object — *see* Suicide, burning, hot object
- jumping
  - before moving object X81.8 ☑
    - motor vehicle X81.0 ☑
    - subway train X81.1 ☑
    - train X81.1 ☑
  - from high place X80 ☑
- late effect of attempt — *see* X71-X83 with 7th character S
- lying before moving object, train, vehicle X81.8 ☑
- poisoning — *see* Table of Drugs and Chemicals
- puncture (any part of body) — *see* Suicide, cutting or piercing instrument
- scald — *see* Suicide, burning, hot object
- sequelae of attempt — *see* X71-X83 with 7th character S
- sharp object (any) — *see* Suicide, cutting or piercing instrument
- shooting — *see* Suicide, firearm
- specified means NEC X83.8 ☑
- stab (any part of body) — *see* Suicide, cutting or piercing instrument
- steam, hot vapors X77.0 ☑
- strangulation X83.8 ☑
- submersion — *see* Suicide, drowning
- suffocation X83.8 ☑
- wound NEC X83.8 ☑

Sunstroke X32 ☑

Supersonic waves (causing injury) W42.0 ☑

Surgical procedure, complication of (delayed or as an abnormal reaction without mention of misadventure) (*see also* Complication of or following, by type of procedure)
- due to or as a result of misadventure — *see* Misadventure

Swallowed, swallowing
- foreign body — *see* Foreign body, alimentary canal
- poison — *see* Table of Drugs and Chemicals
- substance
  - caustic or corrosive — *see* Table of Drugs and Chemicals
  - poisonous — *see* Table of Drugs and Chemicals

T

- **Tackle** in sport W03
- **Terrorism** (involving) Y38.80
  - biological weapons Y38.6X
  - chemical weapons Y38.7X
  - conflagration Y38.3X
  - drowning and submersion Y38.89
  - explosion Y38.2X
    - destruction of aircraft Y38.1X
    - marine weapons Y38.0X
  - fire Y38.3X
  - firearms Y38.4X
  - hot substances Y38.3X
  - lasers Y38.89
  - nuclear weapons Y38.5X
  - piercing or stabbing instruments Y38.89
  - secondary effects Y38.9X
  - specified method NEC Y38.89
  - suicide bomber Y38.81
- **Thirst** X58
- **Threat** to breathing
  - aspiration — *see* Aspiration
  - due to cave-in, falling earth or substance NEC — *see* category T71
- **Thrown** (accidentally)
  - against part (any) of or object in transport vehicle (in motion) NEC (*see also* Accident, transport)
  - from
    - high place, homicide (attempt) Y01
    - machinery — *see* Contact, with, by type of machine
    - transport vehicle NEC (*see also* Accident, transport) V89.9
  - off — *see* Thrown, from
- **Thunderbolt** — *see* subcategory T75.0
  - causing fire — *see* Exposure, fire

- **Tidal** wave (any injury) NEC — *see* Forces of nature, tidal wave
- **Took**
  - overdose (drug) — *see* Table of Drugs and Chemicals
  - poison — *see* Table of Drugs and Chemicals
- **Tornado** (any injury) X37.1 ☑
- **Torrential** rain (any injury) X37.8 ☑
- **Torture** X58 ☑
- **Trampled** by animal NEC W55.89 ☑
- **Trapped** (accidentally)
  - between objects (moving) (stationary and moving) — *see* Caught
  - by part (any) of
    - electric (assisted) bicycle V29.881 ☑
    - motorcycle V29.888 ☑
    - pedal cycle V19.88 ☑
    - transport vehicle NEC (*see also* Accident, transport) V89.9 ☑
- **Travel** (effects) (sickness) T75.3 ☑
- **Tree** falling on or hitting (accidentally) (person) W20.8 ☑
- **Tripping**
  - over
    - animal W01.0 ☑
      - with fall W01.0 ☑
    - carpet, rug or (small) object W22.8 ☑
      - with fall W18.09 ☑
    - person W51 ☑
      - with fall W03 ☑
        - due to ice or snow W00.0 ☑
  - without fall W18.40 ☑
    - due to
      - specified NEC W18.49 ☑
      - stepping from one level to another W18.43 ☑
      - stepping into hole or opening W18.42 ☑
      - stepping on object W18.41 ☑

Twisted by person(s) (accidentally) W50.2 ☑
- with intent to injure or kill Y04.0 ☑
- as, or caused by, a crowd or human stampede (with fall) W52 ☑
- assault Y04.0 ☑
- homicide (attempt) Y04.0 ☑
- in
  - fight Y04.0 ☑
  - legal intervention — *see* Legal, intervention, manhandling

Twisting (prolonged) (static) X50.1 ☑

U

- **Underdosing** of necessary drugs, medicaments or biological substances Y63.6
- **Undetermined** intent (contact) (exposure)
  - automobile collision Y32 ☑
  - blunt object Y29 ☑
  - drowning (submersion) (in) Y21.9 ☑
    - bathtub Y21.0 ☑
      - after fall Y21.1 ☑
    - natural water (lake) (ocean) (pond) (river) (stream) Y21.4 ☑
    - specified place NEC Y21.8 ☑
    - swimming pool Y21.2 ☑
      - after fall Y21.3 ☑
  - explosive material Y25 ☑
  - fall, jump or push from high place Y30 ☑
  - falling, lying or running before moving object Y31 ☑
  - fire Y26 ☑
  - firearm discharge Y24.9 ☑
    - airgun (BB) (pellet) Y24.0 ☑
    - handgun (pistol) (revolver) Y22 ☑
    - hunting rifle Y23.1 ☑
    - larger Y23.9 ☑
      - hunting rifle Y23.1 ☑
      - machine gun Y23.3 ☑
      - military Y23.2 ☑
      - shotgun Y23.0 ☑
      - specified type NEC Y23.8 ☑
    - machine gun Y23.3 ☑
    - military Y23.2 ☑
    - shotgun Y23.0 ☑
    - specified type NEC Y24.8 ☑
    - Very pistol Y24.8 ☑
  - hot object Y27.9 ☑

- fluid NEC Y27.2 ☑
- household appliance Y27.3 ☑
- specified object NEC Y27.8 ☑
- steam Y27.0 ☑
- tap water Y27.1 ☑
- vapor Y27.0 ☑

jump, fall or push from high place Y30 ☑
lying, falling or running before moving object Y31 ☑
motor vehicle crash Y32 ☑
push, fall or jump from high place Y30 ☑
running, falling or lying before moving object Y31 ☑
sharp object Y28.9 ☑

- dagger Y28.2 ☑
- glass Y28.0 ☑
- knife Y28.1 ☑
- specified object NEC Y28.8 ☑
- sword Y28.2 ☑

smoke Y26 ☑
specified event NEC Y33 ☑

Use of hand as hammer X50.3 ☑

V

- **Vibration** (causing injury) W49.9 ☑
- **Victim** (of)
  - avalanche — *see* Landslide
  - earth movements NEC — *see* Forces of nature, earth movement
  - earthquake X34 ☑
  - flood — *see* Flood
  - landslide — *see* Landslide
  - lightning — *see* subcategory T75.0 ☑
    - causing fire — *see* Exposure, fire
  - storm (cataclysmic) NEC — *see* Forces of nature, cataclysmic storm
  - volcanic eruption X35 ☑
- **Volcanic** eruption (any injury) X35 ☑
- **Vomitus**, gastric contents in air passages (with asphyxia, obstruction or suffocation) T17.81 ☑

W

- **Walked** into stationary object (any) W22.09
  - furniture W22.03
  - lamppost W22.02
  - wall W22.01
- **War** operations (injuries to military personnel and civilians during war, civil insurrection and peacekeeping missions) (by) (from) (involving) Y36.90
  - after cessation of hostilities Y36.89
    - explosion (of)
      - bomb placed during war operations Y36.82
      - mine placed during war operations Y36.81
    - specified NEC Y36.88
  - air blast Y36.20
  - aircraft
    - destruction — *see* War operations, destruction of aircraft
  - airway restriction — *see* War operations, restriction of airways
  - asphyxiation — *see* War operations, restriction of airways
  - biological weapons Y36.6X
  - blast Y36.20
  - blast fragments Y36.20
  - blast overpressure
    - high level (due to explosion) Y36.A2
    - low level (due to explosion) Y36.A1
  - blast wave Y36.20
  - blast wind Y36.20
  - bomb Y36.20
    - dirty Y36.50
    - gasoline Y36.31
    - incendiary Y36.31
    - petrol Y36.31
  - bullet Y36.43
    - incendiary Y36.32
    - rubber Y36.41

- chemical weapons Y36.7X ☑
- combat
  - hand to hand (unarmed) combat Y36.44 ☑
  - using blunt or piercing object Y36.45 ☑
- conflagration — *see* War operations, fire
- conventional warfare NEC Y36.49 ☑
- depth-charge Y36.01 ☑
- destruction of aircraft Y36.10 ☑
  - due to
    - air to air missile Y36.11 ☑
    - collision with other aircraft Y36.12 ☑
    - detonation (accidental) of onboard munitions and explosives Y36.14 ☑
    - enemy fire or explosives Y36.11 ☑
    - explosive placed on aircraft Y36.11 ☑
    - onboard fire Y36.13 ☑
    - rocket propelled grenade [RPG] Y36.11 ☑
    - small arms fire Y36.11 ☑
    - surface to air missile Y36.11 ☑
  - specified NEC Y36.19 ☑
- detonation (accidental) of
  - onboard marine weapons Y36.05 ☑
  - own munitions or munitions launch device Y36.24 ☑
- dirty bomb Y36.50 ☑
- explosion (of) Y36.20 ☑
  - after cessation of hostilities
    - bomb placed during war operations Y36.82 ☑
    - mine placed during war operations Y36.81 ☑

- aerial bomb Y36.21 ☑
- bomb NOS (*see also* War operations, bomb(s)) Y36.20 ☑
- own munitions or munitions launch device (accidental) Y36.24 ☑
- fragments Y36.20 ☑
- grenade Y36.29 ☑
- guided missile Y36.22 ☑
- improvised explosive device [IED] (person-borne) (roadside) (vehicle-borne) Y36.23 ☑
- land mine Y36.29 ☑
- marine mine (at sea) (in harbor) Y36.02 ☑
- marine weapon Y36.00 ☑
  - specified NEC Y36.09 ☑
- sea-based artillery shell Y36.03 ☑
- specified NEC Y36.29 ☑
- torpedo Y36.04 ☑

fire Y36.30 ☑
- specified NEC Y36.39 ☑

firearms
- discharge Y36.43 ☑
- pellets Y36.42 ☑

flamethrower Y36.33 ☑

fragments (from) (of)
- improvised explosive device [IED] (person-borne) (roadside) (vehicle-borne) Y36.26 ☑
- munitions Y36.25 ☑
- specified NEC Y36.29 ☑
- weapons Y36.27 ☑

- friendly fire Y36.92 ☑
- hand to hand (unarmed) combat Y36.44 ☑
- HLB overpressure Y36.A2 ☑
- hot substances — *see* War operations, fire
- incendiary bullet Y36.32 ☑
- LLB overpressure Y36.A1 ☑
- nuclear weapon (effects of) Y36.50 ☑
  - acute radiation exposure Y36.54 ☑
  - blast pressure Y36.51 ☑
  - direct blast Y36.51 ☑
  - direct heat Y36.53 ☑
  - fallout exposure Y36.54 ☑
  - fireball Y36.53 ☑
  - indirect blast (struck or crushed by blast debris) (being thrown by blast) Y36.52 ☑
  - ionizing radiation (immediate exposure) Y36.54 ☑
  - nuclear radiation Y36.54 ☑
  - radiation
    - ionizing (immediate exposure) Y36.54 ☑
    - nuclear Y36.54 ☑
    - thermal Y36.53 ☑
  - specified NEC Y36.59 ☑
  - secondary effects Y36.54 ☑
  - thermal radiation Y36.53 ☑
- restriction of air (airway)
  - intentional Y36.46 ☑
  - unintentional Y36.47 ☑
- rubber bullets Y36.41 ☑
- shrapnel NOS Y36.29 ☑
- suffocation — *see* War operations, restriction of airways
- unconventional warfare NEC Y36.7X ☑
- underwater blast NOS Y36.00 ☑
- warfare

- conventional NEC Y36.49 ☑
- unconventional NEC Y36.7X ☑
- weapons
  - biological weapons Y36.6X ☑
  - chemical Y36.7X ☑
  - nuclear (effects of) Y36.50 ☑
    - acute radiation exposure Y36.54 ☑
    - blast pressure Y36.51 ☑
    - direct blast Y36.51 ☑
    - direct heat Y36.53 ☑
    - fallout exposure Y36.54 ☑
    - fireball Y36.53 ☑
    - indirect blast (struck or crushed by blast debris) (being thrown by blast) Y36.52 ☑
    - radiation
      - ionizing (immediate exposure) Y36.54 ☑
      - nuclear Y36.54 ☑
      - thermal Y36.53 ☑
    - secondary effects Y36.54 ☑
    - specified NEC Y36.59 ☑
  - of mass destruction [WMD] Y36.91 ☑
- weapon of mass destruction [WMD] Y36.91 ☑

Washed
- away by flood — *see* Flood
- off road by storm (transport vehicle) — *see* Forces of nature, cataclysmic storm

Weather exposure NEC — *see* Forces of nature

Weightlessness (causing injury) (effects of) (in spacecraft, real or simulated) X52 ☑

Work related condition Y99.0

Wound (accidental) NEC (*see also* Injury) X58 ☑
- battle (*see also* War operations) Y36.90 ☑
- gunshot — *see* Discharge, firearm by type

Wreck transport vehicle NEC (*see also* Accident, transport) V89.9 ☑

Wrong
- device implanted into correct surgical site Y65.51
- fluid in infusion Y65.1
- procedure (operation) on correct patient Y65.51
- patient, procedure performed on Y65.52

Chapter 1: Certain Infectious and Parasitic Diseases (A00-B99)

Chapter-Specific Coding Guidelines

I.C.1. Chapter 1: Certain Infectious and Parasitic Diseases (A00-B99), U07.1, U09.9

a. Human Immunodeficiency Virus (HIV) Infections

1) Code only confirmed cases

Code only confirmed cases of HIV infection/illness. This is an exception to the hospital inpatient guideline Section II, H.

In this context, "confirmation" does not require documentation of positive serology or culture for HIV; the provider's diagnostic statement that the patient is HIV positive, or has an HIV-related illness is sufficient.

2) Selection and sequencing of HIV codes

(a) *HIV disease*

If the term "AIDS" or "HIV disease" is documented or if the patient is treated for any HIV-related illness or is described as having any condition(s) resulting from the patient's HIV positive status; code B20, Human immunodeficiency virus [HIV], should be assigned.

(b) Patient admitted for HIV-related condition

If a patient is admitted for an HIV-related condition, the principal diagnosis should be B20, Human immunodeficiency virus [HIV] disease followed by additional diagnosis codes for all reported HIV-related conditions.

An exception to this guideline is if the reason for admission is hemolytic-uremic syndrome associated with HIV disease. Assign code D59.31, Infection-associated hemolytic-uremic syndrome, followed by code B20, Human immunodeficiency virus [HIV] disease.

(c) Patient with HIV disease admitted for unrelated condition

If a patient with HIV disease is admitted for an unrelated condition (such as a traumatic injury), the code for the unrelated condition (e.g., the nature of injury code) should be the principal diagnosis. Other diagnoses would be B20 followed by additional diagnosis codes for all reported HIV-related conditions. **Code B20 would be reported as a secondary diagnosis. Codes for other documented conditions should also be reported as secondary diagnoses.**

(d) *Patient newly diagnosed with HIV disease*

Whether the patient is newly diagnosed or has had previous admissions/encounters for HIV conditions is irrelevant to the sequencing decision.

(e) Asymptomatic human immunodeficiency virus

When "HIV positive," "HIV test positive," or similar terminology is documented, and there is no documentation of symptoms or HIV-related illness, code Z21, Asymptomatic human immunodeficiency virus [HIV] infection status, should be assigned.

(f) *Inconclusive HIV serology*

Patients with documentation of inconclusive HIV serology, may be assigned code R75, Inconclusive laboratory evidence of human immunodeficiency virus [HIV].

(g) Previously diagnosed HIV-related illness

Patients with documentation of a prior diagnosis of an HIV-related illness should be coded to B20. Once an HIV-related illness has developed, code B20 should always be assigned on every subsequent admission/encounter. Patients previously diagnosed with any HIV illness (B20) should never be assigned to R75, Inconclusive laboratory evidence of human immunodeficiency virus [HIV] or Z21, Asymptomatic human immunodeficiency virus [HIV] infection status.

(h) **HIV Infection in Pregnancy, Childbirth and the Puerperium**

When a patient presents during pregnancy, childbirth or the puerperium with documented symptomatic HIV disease or an HIV related illness, assign a code from subcategory O98.7, Human immunodeficiency [HIV] disease complicating pregnancy, childbirth and the puerperium, followed by code B20 and additional code(s) for any HIV-related illness(es). Codes from Chapter 15 always take sequencing priority.

When a patient presents during pregnancy, childbirth or the puerperium with documented asymptomatic HIV infection status or is HIV-positive, assign a code from subcategory O98.7 followed by code Z21.

(i) *Encounters for HIV testing*

If a patient without signs or symptoms is tested for HIV, assign code Z11.4, Encounter for screening for human immunodeficiency virus [HIV]. Use additional codes for any associated high-risk behavior, if applicable.

If a patient with signs or symptoms of HIV presents for HIV testing, code the signs and symptoms. An additional counseling code Z71.7, Human immunodeficiency virus [HIV] counseling, may be assigned if counseling is provided during the encounter for the test. Code Z11.4, Encounter for screening for human immunodeficiency virus [HIV], should not be assigned if HIV signs or symptoms are present.

When a patient presents for follow up regarding their HIV test results and the test result is negative, assign code Z71.7, Human immunodeficiency virus [HIV] counseling.

If the results are positive, see previous guidelines and assign codes as appropriate.

(j) *HIV disease or HIV positive status* **managed by antiretroviral medication**

If a patient with documented HIV disease, HIV-related illness or AIDS is currently managed on antiretroviral medications, assign code B20, Human immunodeficiency virus [HIV] disease.

If a patient with documented HIV positive status is currently managed on antiretroviral medication, assign code Z21, Asymptomatic human immunodeficiency virus [HIV] infection status, in the absence of any additional documentation of HIV disease, HIV-related illness or AIDS.

Code Z79.899, Other long term (current) drug therapy, may be assigned as an additional code to identify the long-term (current) use of antiretroviral medications.

(k) **Encounter for HIV Prophylaxis Measures**

When a patient **presents** for administration of pre-exposure prophylaxis medication for HIV, assign code Z29.81, Encounter for HIV pre-exposure prophylaxis. Pre-exposure prophylaxis (PrEP) is intended to prevent infection in people who are at risk for getting HIV through sex or injection drug use. Any risk factors for HIV should also be coded.

b. Infectious agents as the cause of diseases classified to other chapters

Certain infections are classified in chapters other than Chapter 1 and no organism is identified as part of the infection code. In these instances, it is necessary to use an additional code from Chapter 1 to identify the organism. A code from category B95, Streptococcus, Staphylococcus, and Enterococcus as the cause of diseases classified to other chapters, B96, Other bacterial agents as the cause of diseases classified to other chapters, or B97, Viral agents as the cause of diseases classified to other chapters, is to be used as an additional code to identify the organism. An instructional note will be found at the infection code advising that an additional organism code is required.

c. Infections resistant to antibiotics

Many bacterial infections are resistant to current antibiotics. It is necessary to identify all infections documented as antibiotic resistant. Assign a code from category Z16, Resistance to antimicrobial drugs, following the infection code only if the infection code does not identify drug resistance.

d. Sepsis, Severe Sepsis, and Septic Shock Infections resistant to antibiotics

1) Coding of Sepsis and Severe Sepsis

(a) Sepsis

For a diagnosis of sepsis, assign the appropriate code for the underlying systemic infection. If the type of infection or causal organism is not further specified, assign code A41.9, Sepsis, unspecified organism.

A code from subcategory R65.2, Severe sepsis, should not be assigned unless severe sepsis or an associated acute organ dysfunction is documented.

(i) Negative or inconclusive blood cultures and sepsis
Negative or inconclusive blood cultures do not preclude a diagnosis of sepsis in patients with clinical evidence of the condition; however, the provider should be queried.

(ii) Urosepsis
The term urosepsis is a nonspecific term. It is not to be considered synonymous with sepsis. It has no default code in the Alphabetic Index.
Should a provider use this term, he/she must be queried for clarification.

(iii) Sepsis with organ dysfunction
If a patient has sepsis and associated acute organ dysfunction or multiple organ dysfunction (MOD), follow the instructions for coding severe sepsis.

(iv) Acute organ dysfunction that is not clearly associated with the sepsis
If a patient has sepsis and an acute organ dysfunction, but the medical record documentation indicates that the acute organ dysfunction is related to a medical condition other than the sepsis, do not assign a code from subcategory R65.2, Severe sepsis. An acute organ dysfunction must be associated with the sepsis in order to assign the severe sepsis code. If the documentation is not clear as to whether an acute organ dysfunction is related to the sepsis or another medical condition, query the provider.

(b) Severe sepsis
The coding of severe sepsis requires a minimum of 2 codes: first a code for the underlying systemic infection, followed by a code from subcategory R65.2, Severe sepsis. If the causal organism is not documented, assign code A41.9, Sepsis, unspecified organism, for the infection. Additional code(s) for the associated acute organ dysfunction are also required.
Due to the complex nature of severe sepsis, some cases may require querying the provider prior to assignment of the codes.

2) Septic shock
Septic shock generally refers to circulatory failure associated with severe sepsis, and therefore, it represents a type of acute organ dysfunction.
For cases of septic shock, the code for the systemic infection should be sequenced first, followed by code R65.21, Severe sepsis with septic shock or code T81.12, Postprocedural septic shock. Any additional codes for the other acute organ dysfunctions should also be assigned. As noted in the sequencing instructions in the Tabular List, the code for septic shock cannot be assigned as a principal diagnosis.

3) Sequencing of severe sepsis
If severe sepsis is present on admission, and meets the definition of principal diagnosis, the underlying systemic infection should be assigned as principal diagnosis followed by the appropriate code from subcategory R65.2 as required by the sequencing rules in the Tabular List. A code from subcategory R65.2 can never be assigned as a principal diagnosis.
When severe sepsis develops during an encounter (it was not present on admission), the underlying systemic infection and the appropriate code from subcategory R65.2 should be assigned as secondary diagnoses.
Severe sepsis may be present on admission, but the diagnosis may not be confirmed until sometime after admission. If the documentation is not clear whether severe sepsis was present on admission, the provider should be queried.
For infection-associated hemolytic-uremic syndrome with severe sepsis, see guideline I.C.1.d.9.

4) Sepsis or severe sepsis with a localized infection
If the reason for admission is sepsis or severe sepsis and a localized infection, such as pneumonia or cellulitis, a code(s) for the underlying systemic infection should be assigned first and the code for the localized infection should be assigned as a secondary diagnosis. If the patient has severe sepsis, a code from subcategory R65.2 should also be assigned as a secondary diagnosis. If the patient is admitted with a localized infection, such as pneumonia, and sepsis/severe sepsis doesn't develop until after admission, the localized infection should be assigned first, followed by the appropriate sepsis/severe sepsis codes.
For hemolytic-uremic syndrome associated with sepsis, see guideline I.C.1.d.9.

5) Sepsis due to a postprocedural infection

(a) Documentation of causal relationship
As with all postprocedural complications, code assignment is based on the provider's documentation of the relationship between the infection and the procedure.

(b) Sepsis due to a postprocedural infection

For sepsis following a postprocedural wound (surgical site) infection, a code from T81.41 to T81.43, Infection following a procedure, **T81.49, Infection following a procedure, other surgical site,** or a code from O86.00 to O86.03, Infection of obstetric surgical wound, **or code O86.09, Infection of obstetric surgical wound, other surgical site,** that identifies the site of the infection should be sequenced first, if known. Assign an additional code for sepsis following a procedure (T81.44) or sepsis following an obstetrical procedure (O86.04). Use an additional code to identify the infectious agent. If the patient has severe sepsis, the appropriate code from subcategory R65.2 should also be assigned with the additional code(s) for any acute organ dysfunction.

For infections following infusion, transfusion, therapeutic injection, or immunization, a code from subcategory T80.2, Infections following infusion, transfusion, and therapeutic injection, or code T88.0-, Infection following immunization, should be coded first, followed by the code for the specific infection. If the patient has severe sepsis, the appropriate code from subcategory R65.2 should also be assigned, with the additional codes(s) for any acute organ dysfunction.

(c) Postprocedural infection and postprocedural septic shock

If a postprocedural infection has resulted in postprocedural septic shock, assign the codes indicated above for sepsis due to a postprocedural infection, followed by code T81.12-, Postprocedural septic shock. Do not assign code R65.21, Severe sepsis with septic shock. Additional code(s) should be assigned for any acute organ dysfunction.

6) Sepsis and severe sepsis associated with a noninfectious process (condition)

In some cases, a noninfectious process (condition) such as trauma, may lead to an infection which can result in sepsis or severe sepsis. If sepsis or severe sepsis is documented as associated with a noninfectious condition, such as a burn or serious injury, and this condition meets the definition for principal diagnosis, the code for the noninfectious condition should be sequenced first, followed by the code for the resulting infection. If severe sepsis is present, a code from subcategory R65.2 should also be assigned with any associated organ dysfunction(s) codes. It is not necessary to assign a code from subcategory R65.1, Systemic inflammatory response syndrome (SIRS) of non-infectious origin, for these cases.

If the infection meets the definition of principal diagnosis, it should be sequenced before the non-infectious condition. When both the associated non-infectious condition and the infection meet the definition of principal diagnosis, either may be assigned as principal diagnosis.

Only one code from category R65, Symptoms and signs specifically associated with systemic inflammation and infection, should be assigned. Therefore, when a non-infectious condition leads to an infection resulting in severe sepsis, assign the appropriate code from subcategory R65.2, Severe sepsis. Do not additionally assign a code from subcategory R65.1, Systemic inflammatory response syndrome (SIRS) of non- infectious origin.

See Section I.C.18. SIRS due to non-infectious process.

7) Sepsis and septic shock complicating abortion, pregnancy, childbirth, and the puerperium

See Section I.C.15. Sepsis and septic shock complicating abortion, pregnancy, childbirth and the puerperium.

8) Newborn sepsis

See Section I.C.16. f. Bacterial sepsis of Newborn.

9) Hemolytic-uremic syndrome associated with sepsis

If the reason for admission is hemolytic-uremic syndrome that is associated with sepsis, assign code D59.31, Infection-associated hemolytic-uremic syndrome, as the principal diagnosis. Codes for the underlying systemic infection and any other conditions (such as severe sepsis) should be assigned as secondary diagnoses.

e. Methicillin Resistant Staphylococcus aureus (MRSA) Conditions

1) Selection and sequencing of MRSA codes

(a) Combination codes for MRSA infection

When a patient is diagnosed with an infection that is due to methicillin resistant *Staphylococcus aureus* (MRSA), and that infection has a combination code that includes the causal organism (e.g., sepsis, pneumonia) assign the appropriate combination code for the condition (e.g., code A41.02, Sepsis due to Methicillin resistant Staphylococcus aureus or code J15.212, Pneumonia due to Methicillin resistant Staphylococcus aureus). Do not assign code B95.62, Methicillin resistant Staphylococcus aureus infection as the cause of diseases classified elsewhere, as an additional code, because the combination code includes the type of infection and the MRSA organism. Do not assign a code from subcategory Z16.11, Resistance to penicillins, as an additional diagnosis.

See Section C.1. for instructions on coding and sequencing of sepsis and severe sepsis.

(b) Other codes for MRSA infection

When there is documentation of a current infection (e.g., wound infection, stitch abscess, urinary tract infection) due to MRSA, and that infection does not have a combination code that includes the causal organism, assign the appropriate code to identify the condition along with code B95.62, Methicillin resistant Staphylococcus aureus infection as the cause of diseases classified elsewhere for the MRSA infection. Do not assign a code from subcategory Z16.11, Resistance to penicillins.

(c) Methicillin susceptible Staphylococcus aureus (MSSA) and MRSA colonization

The condition or state of being colonized or carrying MSSA or MRSA is called colonization or carriage, while an individual person is described as being colonized or being a carrier. Colonization means that MSSA or MSRA is present on or in the body without necessarily causing illness. A positive MRSA colonization test might be documented by the provider as "MRSA screen positive" or "MRSA nasal swab positive".

Assign code Z22.322, Carrier or suspected carrier of Methicillin resistant Staphylococcus aureus, for patients documented as having MRSA colonization. Assign code Z22.321, Carrier or suspected carrier of Methicillin susceptible Staphylococcus aureus, for patients documented as having MSSA colonization. Colonization is not necessarily indicative of a disease process or as the cause of a specific condition the patient may have unless documented as such by the provider.

(d) MRSA colonization and infection

If a patient is documented as having both MRSA colonization and infection during a hospital admission, code Z22.322, Carrier or suspected carrier of Methicillin resistant Staphylococcus aureus, and a code for the MRSA infection may both be assigned.

f. Zika virus infections

1) Code only confirmed cases

Code only a confirmed diagnosis of Zika virus (A92.5, Zika virus disease) as documented by the provider. This is an exception to the hospital inpatient guideline Section II, H. In this context, "confirmation" does not require documentation of the type of test performed; the provider's diagnostic statement that the condition is confirmed is sufficient. This code should be assigned regardless of the stated mode of transmission.

If the provider documents "suspected", "possible" or "probable" Zika, do not assign code A92.5. Assign a code(s) explaining the reason for encounter (such as fever, rash, or joint pain) or Z20.821, Contact with and (suspected) exposure to Zika virus.

g. Coronavirus infections

1) COVID-19 infection (infection due to SARS-CoV-2)

(a) Code only confirmed cases

Code only a confirmed diagnosis of the 2019 novel coronavirus disease (COVID-19) as documented by the provider or documentation of a positive COVID-19 test result. For a confirmed diagnosis, assign code U07.1, COVID-19. This is an exception to the hospital inpatient guideline Section II, H. In this context, "confirmation" does not require documentation of a positive test result for COVID-19; the provider's documentation that the individual has COVID-19 is sufficient.

If the provider documents "suspected," "possible," "probable," or "inconclusive" COVID-19, do not assign code U07.1. Instead, code the signs and symptoms reported. See guideline I.C.1.g.1.g.

(b) Sequencing of codes

When COVID-19 meets the definition of principal diagnosis, code U07.1, COVID-19, should be sequenced first, followed by the appropriate codes for associated manifestations, except when another guideline requires that certain codes be sequenced first, such as obstetrics, sepsis, or transplant complications.

For a COVID-19 infection that progresses to sepsis, see Section I.C.1.d. Sepsis, Severe Sepsis, and Septic Shock

See Section I.C.15.s. for COVID-19 infection in pregnancy, childbirth, and the puerperium

See Section I.C.16.h. for COVID-19 infection in newborn

For a COVID-19 infection in a lung transplant patient, see Section I.C.19.g.3.a. Transplant complications other than kidney.

(c) Acute respiratory manifestations of COVID-19

When the reason for the encounter/admission is a respiratory manifestation of COVID-19, assign code U07.1, COVID-19, as the principal/first-listed diagnosis and assign code(s) for the respiratory manifestation(s) as additional diagnoses.

The following conditions are examples of common respiratory manifestations of COVID-19.

(i) Pneumonia

For a patient with pneumonia confirmed as due to COVID-19, assign codes U07.1, COVID-19, and J12.82, Pneumonia due to coronavirus disease 2019.

(ii) Acute bronchitis

For a patient with acute bronchitis confirmed as due to COVID-19, assign codes U07.1, and J20.8, Acute bronchitis due to other specified organisms.

Bronchitis not otherwise specified (NOS) due to COVID-19 should be coded using code U07.1 and J40, Bronchitis, not specified as acute or chronic.

(iii) Lower respiratory infection

If the COVID-19 is documented as being associated with a lower respiratory infection, not otherwise specified (NOS), or an acute respiratory infection, NOS, codes U07.1 and J22, Unspecified acute lower respiratory infection, should be assigned.

If the COVID-19 is documented as being associated with a respiratory infection, NOS, codes U07.1 and J98.8, Other specified respiratory disorders, should be assigned.

(iv) Acute respiratory distress syndrome

For acute respiratory distress syndrome (ARDS) due to COVID-19, assign codes U07.1, and J80, Acute respiratory distress syndrome.

(v) Acute respiratory failure

For acute respiratory failure due to COVID-19, assign code U07.1, and code J96.0-, Acute respiratory failure.

(d) Non-respiratory manifestations of COVID-19

When the reason for the encounter/admission is a non-respiratory manifestation (e.g., viral enteritis) of COVID-19, assign code U07.1, COVID-19, as the principal/first-listed diagnosis and assign code(s) for the manifestation(s) as additional diagnoses.

(e) Exposure to COVID-19

For asymptomatic individuals with actual or suspected exposure to COVID-19, assign code Z20.822, Contact with and (suspected) exposure to COVID-19.

For symptomatic individuals with actual or suspected exposure to COVID-19 and the infection has been ruled out, or test results are inconclusive or unknown, assign code Z20.822, Contact with and (suspected) exposure to COVID-19. See guideline I.C.21.c.1, Contact/Exposure, for additional guidance regarding the use of category Z20 codes.

If COVID-19 is confirmed, see guideline I.C.1.g.1.a.

(f) Screening for COVID-19

For screening for COVID-19, including preoperative testing, assign code Z11.52, Encounter for screening for COVID-19.

(g) Signs and symptoms without definitive diagnosis of COVID-19

For patients presenting with any signs/symptoms associated with COVID-19 (such as fever, etc.) but a definitive diagnosis has not been established, assign the appropriate code(s) for each of the presenting signs and symptoms such as:

- ❑ R05.1, Acute cough, or R05.9, Cough, unspecified
- ❑ R06.02 Shortness of breath
- ❑ R50.9 Fever, unspecified

If a patient with signs/symptoms associated with COVID-19 also has an actual or suspected contact with or exposure to COVID-19, assign Z20.822, Contact with and (suspected) exposure to COVID-19, as an additional code.

(h) Asymptomatic individuals who test positive for COVID-19

For asymptomatic individuals who test positive for COVID-19 **and there is no provider documentation of a diagnosis of COVID-19, query the provider as to whether or not the individual has COVID-19. A false positive laboratory test is possible, and it is the provider's responsibility to confirm the diagnosis and document accordingly.**

(i) Personal history of COVID-19

For patients with a history of COVID-19, assign code Z86.16, Personal history of COVID-19.

(j) Follow-up visits after COVID-19 infection has resolved

For individuals who previously had COVID-19, without residual symptom(s) or condition(s), and are being seen for follow-up evaluation, and COVID-19 test results are negative, assign codes Z09, Encounter for follow-up examination after completed treatment for conditions other than malignant neoplasm, and Z86.16, Personal history of COVID-19.

For follow-up visits for individuals with symptom(s) or condition(s) related to a previous COVID-19 infection, see guideline I.C.1.g.1.m.

See Section I.C.21.c.8, Factors influencing health states and contact with health services, Follow-up

(k) Encounter for antibody testing

For an encounter for antibody testing that is not being performed to confirm a current COVID-19 infection, nor is a follow-up test after resolution of COVID-19, assign Z01.84, Encounter for antibody response examination.

Follow the applicable guidelines above if the individual is being tested to confirm a current COVID-19 infection.

For follow-up testing after a COVID-19 infection, see guideline I.C.1.g.1.j.

(l) Multisystem Inflammatory Syndrome

For individuals with multisystem inflammatory syndrome (MIS) and COVID-19, assign code U07.1, COVID-19, as the principal/first-listed diagnosis and assign code M35.81, Multisystem inflammatory syndrome, as an additional diagnosis.

If an individual with a history of COVID-19 develops MIS, assign codes M35.81, Multisystem inflammatory syndrome, and U09.9, Post COVID-19 condition, unspecified.

If an individual with a known or suspected exposure to COVID- 19, and no current COVID-19 infection or history of COVID-19, develops MIS, assign codes M35.81, Multisystem inflammatory syndrome, and Z20.822, Contact with and (suspected) exposure to COVID-19.

Additional codes should be assigned for any associated complications of MIS.

(m) Post COVID-19 Condition

For sequela of COVID-19, or associated symptoms or conditions that develop following a previous COVID-19 infection, assign a code(s) for the specific symptom(s) or condition(s) related to the previous COVID-19 infection, if known, and code U09.9, Post COVID-19 condition, unspecified.

Code U09.9 should not be assigned for manifestations of an active (current) COVID-19 infection.

If a patient has a condition(s) associated with a previous COVID-19 infection and develops a new active (current) COVID-19 infection, code U09.9 may be assigned in conjunction with code U07.1, COVID-19, to identify that the patient also has a condition(s) associated with a previous COVID-19 infection. Code(s) for the specific condition(s) associated with the previous COVID-19 infection and code(s) for manifestation(s) of the new active (current) COVID-19 infection should also be assigned.

(n) Underimmunization for COVID-19 Status

Code Z28.310, Unvaccinated for COVID-19, may be assigned when the patient has not received a COVID-19 vaccine of any type. Code Z28.311, Partially vaccinated for COVID-19, may be assigned when the patient has been partially vaccinated for COVID-19 as per the recommendations of the Centers for Disease Control and Prevention (CDC) in place at the time of the encounter. For information, visit the CDC's website **https://www.cdc.gov/coronavirus/2019-ncov/vaccines/.**

See Section I.B.14. for underimmunization documentation by clinicians other than patient's provider.

Certain infectious and parasitic diseases (A00-B99)

INCLUDES *diseases generally recognized as communicable or transmissible*

Use additional code to identify resistance to antimicrobial drugs (Z16.-)

EXCLUDES1 *certain localized infections - see body system-related chapters*

EXCLUDES2 *carrier or suspected carrier of infectious disease (Z22.-)*

infectious and parasitic diseases complicating pregnancy, childbirth and the puerperium (O98.-)

infectious and parasitic diseases specific to the perinatal period (P35-P39)

influenza and other acute respiratory infections (J00-J22)

This chapter contains the following blocks:

A00-A09	Intestinal infectious diseases
A15-A19	Tuberculosis
A20-A28	Certain zoonotic bacterial diseases
A30-A49	Other bacterial diseases
A50-A64	Infections with a predominantly sexual mode of transmission
A65-A69	Other spirochetal diseases
A70-A74	Other diseases caused by chlamydiae
A75-A79	Rickettsioses
A80-A89	Viral and prion infections of the central nervous system
A90-A99	Arthropod-borne viral fevers and viral hemorrhagic fevers
B00-B09	Viral infections characterized by skin and mucous membrane lesions
B10	Other human herpesviruses
B15-B19	Viral hepatitis
B20	Human immunodeficiency virus [HIV] disease
B25-B34	Other viral diseases
B35-B49	Mycoses
B50-B64	Protozoal diseases
B65-B83	Helminthiases
B85-B89	Pediculosis, acariasis and other infestations
B90-B94	Sequelae of infectious and parasitic diseases
B95-B97	Bacterial and viral infectious agents
B99	Other infectious diseases

Intestinal infectious diseases (A00-A09)

4th A00 Cholera

- A00.0 Cholera due to Vibrio cholerae 01, biovar cholerae CC CC/MCC Exc
  - Classical cholera
- A00.1 Cholera due to Vibrio cholerae 01, biovar eltor CC CC/MCC Exc
  - Cholera eltor
- A00.9 Cholera, unspecified CC CC/MCC Exc

4th A01 Typhoid and paratyphoid fevers

- 5th A01.0 Typhoid fever
  - Infection due to Salmonella typhi
  - A01.00 Typhoid fever, unspecified CC CC/MCC Exc
  - A01.01 Typhoid meningitis CC CC/MCC Exc
  - A01.02 Typhoid fever with heart involvement CC CC/MCC Exc
    - Typhoid endocarditis
    - Typhoid myocarditis
  - A01.03 Typhoid pneumonia CC CC/MCC Exc
  - A01.04 Typhoid arthritis CC HCC CC/MCC Exc
  - A01.05 Typhoid osteomyelitis CC HCC CC/MCC Exc
  - A01.09 Typhoid fever with other complications CC CC/MCC Exc
- A01.1 Paratyphoid fever A CC CC/MCC Exc
- A01.2 Paratyphoid fever B CC CC/MCC Exc
- A01.3 Paratyphoid fever C CC CC/MCC Exc
- A01.4 Paratyphoid fever, unspecified CC CC/MCC Exc
  - Infection due to Salmonella paratyphi NOS

4th A02 Other salmonella infections

INCLUDES *infection or foodborne intoxication due to any Salmonella species other than S. typhi and S. paratyphi*

- A02.0 Salmonella enteritis CC CC/MCC Exc
  - Salmonellosis

A02.1 Salmonella sepsis HCC MCC CC/MCC Exc

5th A02.2 Localized salmonella infections

A02.20 Localized salmonella infection, unspecified CC/MCC Exc

A02.21 Salmonella meningitis MCC CC/MCC Exc

A02.22 Salmonella pneumonia MCC CC/MCC Exc

A02.23 Salmonella arthritis CC HCC CC/MCC Exc

A02.24 Salmonella osteomyelitis CC HCC CC/MCC Exc

A02.25 Salmonella pyelonephritis CC CC/MCC Exc

Salmonella tubulo-interstitial nephropathy

A02.29 Salmonella with other localized infection CC CC/MCC Exc

A02.8 Other specified salmonella infections CC CC/MCC Exc

A02.9 Salmonella infection, unspecified CC CC/MCC Exc

4th A03 Shigellosis

DEFINITION: Shigellosis is caused by a group of bacteria called Shigella, leading to diarrhea, fever, and stomach cramps.

A03.0 Shigellosis due to Shigella dysenteriae CC CC/MCC Exc

Group A shigellosis [Shiga-Kruse dysentery]

A03.1 Shigellosis due to Shigella flexneri CC/MCC Exc

Group B shigellosis

A03.2 Shigellosis due to Shigella boydii CC/MCC Exc

Group C shigellosis

A03.3 Shigellosis due to Shigella sonnei CC/MCC Exc

Group D shigellosis

A03.8 Other shigellosis CC/MCC Exc

A03.9 Shigellosis, unspecified CC/MCC Exc

Bacillary dysentery NOS

4th A04 Other bacterial intestinal infections

Excludes *bacterial foodborne intoxications, NEC (A05.-)*

tuberculous enteritis (A18.32)

A04.0 Enteropathogenic Escherichia coli infection CC CC/MCC Ex6

A04.1 Enterotoxigenic Escherichia coli infection CC CC/MCC Ex6

A04.2 Enteroinvasive Escherichia coli infection CC CC/MCC Ex6

A04.3 Enterohemorrhagic Escherichia coli infection CC CC/MCC Ex6

A04.4 Other intestinal Escherichia coli infections CC CC/MCC Ex6

Escherichia coli enteritis NOS

A04.5 Campylobacter enteritis CC CC/MCC Ex6

A04.6 Enteritis due to Yersinia enterocolitica CC CC/MCC Ex6

EXCLUDES1 *extraintestinal yersiniosis (A28.2)*

5th A04.7 Enterocolitis due to Clostridium difficile

Clostridioides difficile colitis

Foodborne intoxication by Clostridium difficile

Pseudomembranous colitis

A04.71 Enterocolitis due to Clostridium difficile, recurrent CC CC/MCC Ex6

AHA: Q1 2020, Q4 2017

A04.72 Enterocolitis due to Clostridium difficile, not specified as recurrent CC CC/MCC Ex6

AHA: Q4 2017

A04.8 Other specified bacterial intestinal infections CC CC/MCC Ex6

A04.9 Bacterial intestinal infection, unspecified CC CC/MCC Ex6

Bacterial enteritis NOS

4th A05 Other bacterial foodborne intoxications, not elsewhere classified

EXCLUDES1 *Clostridium difficile foodborne intoxication and infection (A04.7-)*

Escherichia coli infection (A04.0-A04.4)

listeriosis (A32.-)

salmonella foodborne intoxication and infection (A02.-)

toxic effect of noxious foodstuffs (T61-T62)

A05.0 Foodborne staphylococcal intoxication CC CC/MCC Ex6

A05.1 **Botulism food poisoning** CC CC/MCC Ex0

Botulism NOS

Classical foodborne intoxication due to Clostridium botulinum

EXCLUDES *infant botulism (A48.51)*

wound botulism (A48.52)

A05.2 **Foodborne Clostridium perfringens [Clostridium welchii] intoxication** CC CC/MCC Ex0

Enteritis necroticans

Pig-bel

A05.3 **Foodborne Vibrio parahaemolyticus intoxication** CC CC/MCC Ex0

A05.4 **Foodborne Bacillus cereus intoxication** CC CC/MCC Ex0

A05.5 **Foodborne Vibrio vulnificus intoxication** CC CC/MCC Ex0

A05.8 **Other specified bacterial foodborne intoxications** CC CC/MCC Ex0

A05.9 **Bacterial foodborne intoxication, unspecified** CC/MCC Ex0

4th A06 **Amebiasis**

INCLUDES *infection due to Entamoeba histolytica*

EXCLUDES1 *other protozoal intestinal diseases (A07.-)*

EXCLUDES2 *acanthamebiasis (B60.1-)*

Naegleriasis (B60.2)

A06.0 **Acute amebic dysentery** CC CC/MCC Ex0

Acute amebiasis

Intestinal amebiasis NOS

A06.1 **Chronic intestinal amebiasis** CC CC/MCC Ex0

A06.2 **Amebic nondysenteric colitis** CC CC/MCC Ex0

A06.3 **Ameboma of intestine** CC CC/MCC Ex0

Ameboma NOS

A06.4 **Amebic liver abscess** MCC CC/MCC Ex0

Hepatic amebiasis

A06.5 **Amebic lung abscess** HCC MCC CC/MCC Ex0

Amebic abscess of lung (and liver)

A06.6 **Amebic brain abscess** MCC CC/MCC Ex0

Amebic abscess of brain (and liver) (and lung)

A06.7 **Cutaneous amebiasis** CC/MCC Ex0

5th A06.8 **Amebic infection of other sites**

A06.81 **Amebic cystitis** CC CC/MCC Ex0

A06.82 **Other amebic genitourinary infections** CC CC/MCC Ex0

Amebic balanitis

Amebic vesiculitis

Amebic vulvovaginitis

A06.89 **Other amebic infections** CC CC/MCC Ex0

Amebic appendicitis

Amebic splenic abscess

A06.9 **Amebiasis, unspecified** CC/MCC Ex0

4th A07 **Other protozoal intestinal diseases**

A07.0 **Balantidiasis** CC/MCC Ex0

Balantidial dysentery

A07.1 **Giardiasis [lambliasis]** CC CC/MCC Ex0

A07.2 **Cryptosporidiosis** CC HCC RxHCC CC/MCC Ex0

A07.3 **Isosporiasis** CC CC/MCC Ex0

Infection due to Isospora belli and Isospora hominis

Intestinal coccidiosis

Isosporosis

A07.4 **Cyclosporiasis** CC CC/MCC Ex0

A07.8 **Other specified protozoal intestinal diseases** CC CC/MCC Ex0

Intestinal microsporidiosis

Intestinal trichomoniasis

Sarcocystosis

Sarcosporidiosis

A07.9 **Protozoal intestinal disease, unspecified** CC CC/MCC Ex0

Flagellate diarrhea
Protozoal colitis
Protozoal diarrhea
Protozoal dysentery

4th A08 **Viral and other specified intestinal infections**

excludes1 *influenza with involvement of gastrointestinal tract (J09.X3, J10.2, J11.2)*

A08.0 **Rotaviral enteritis** CC CC/MCC Ex0

5th A08.1 **Acute gastroenteropathy due to Norwalk agent and other small round viruses**

A08.11 **Acute gastroenteropathy due to Norwalk agent** CC CC/MCC Ex0

Acute gastroenteropathy due to Norovirus
Acute gastroenteropathy due to Norwalk-like agent

A08.19 **Acute gastroenteropathy due to other small round viruses** CC CC/MCC Ex0

Acute gastroenteropathy due to small round virus [SRV] NOS

A08.2 **Adenoviral enteritis** CC CC/MCC Ex0

5th A08.3 **Other viral enteritis**

A08.31 **Calicivirus enteritis** CC CC/MCC Ex0
A08.32 **Astrovirus enteritis** CC CC/MCC Ex0
A08.39 **Other viral enteritis** CC CC/MCC Ex0

Coxsackie virus enteritis
Echovirus enteritis
Enterovirus enteritis NEC
Torovirus enteritis

A08.4 **Viral intestinal infection, unspecified** CC/MCC Ex0

AHA: Q3 2016

Viral enteritis NOS
Viral gastroenteritis NOS
Viral gastroenteropathy NOS

A08.8 **Other specified intestinal infections** CC/MCC Ex0

A09 **Infectious gastroenteritis and colitis, unspecified** CC CC/MCC Ex0

Infectious colitis NOS

Infectious enteritis NOS

Infectious gastroenteritis NOS

EXCLUDES *colitis NOS (K52.9)*

diarrhea NOS (R19.7)

enteritis NOS (K52.9)

gastroenteritis NOS (K52.9)

noninfective gastroenteritis and colitis, unspecified (K52.9)

Tuberculosis (A15-A19) (Figure 1.1)

INCLUDES *infections due to Mycobacterium tuberculosis and Mycobacterium bovis*

Use additional code, if applicable, for associated cachexia (E88.A)

EXCLUDES *congenital tuberculosis (P37.0)*

nonspecific reaction to test for tuberculosis without active tuberculosis (R76.1-)

pneumoconiosis associated with tuberculosis, any type in A15 (J65)

positive PPD (R76.11)

positive tuberculin skin test without active tuberculosis (R76.11)

sequelae of tuberculosis (B90.-)

silicotuberculosis (J65)

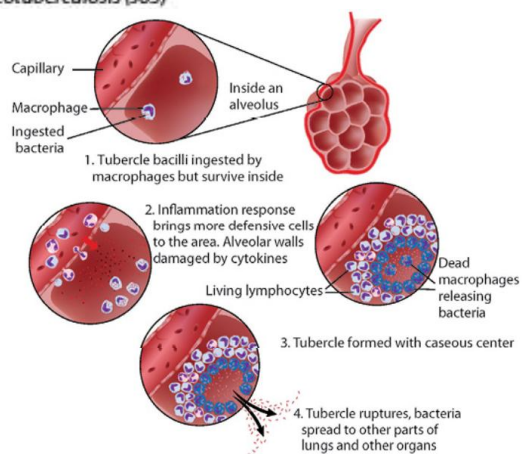

Figure 1.1 Progression of Tuberculosis

A15 **Respiratory tuberculosis**

A15.0 **Tuberculosis of lung** CC CC/MCC Ex0

Tuberculous bronchiectasis
Tuberculous fibrosis of lung
Tuberculous pneumonia
Tuberculous pneumothorax

A15.4 **Tuberculosis of intrathoracic lymph nodes** CC CC/MCC Ex0

Tuberculosis of hilar lymph nodes
Tuberculosis of mediastinal lymph nodes
Tuberculosis of tracheobronchial lymph nodes

EXCLUDES1 *tuberculosis specified as primary (A15.7)*

A15.5 **Tuberculosis of larynx, trachea and bronchus** CC CC/MCC Ex0

Tuberculosis of bronchus
Tuberculosis of glottis
Tuberculosis of larynx
Tuberculosis of trachea

A15.6 **Tuberculous pleurisy** CC CC/MCC Ex0

Tuberculosis of pleura Tuberculous empyema

EXCLUDES1 *primary respiratory tuberculosis (A15.7)*

A15.7 **Primary respiratory tuberculosis** CC CC/MCC Ex0

A15.8 **Other respiratory tuberculosis** CC CC/MCC Ex0

Mediastinal tuberculosis
Nasopharyngeal tuberculosis
Tuberculosis of nose
Tuberculosis of sinus [any nasal]

A15.9 **Respiratory tuberculosis unspecified** CC CC/MCC Ex0

4th A17 Tuberculosis of nervous system

A17.0 Tuberculous meningitis MCC CC/MCC Ex0

Tuberculosis of meninges (cerebral)(spinal)

Tuberculous leptomeningitis

EXCLUDES1 *tuberculous meningoencephalitis (A17.82)*

A17.1 Meningeal tuberculoma MCC CC/MCC Ex0

Tuberculoma of meninges (cerebral) (spinal)

EXCLUDES1 *tuberculoma of brain and spinal cord (A17.81)*

5th A17.8 Other tuberculosis of nervous system

A17.81 Tuberculoma of brain and spinal cord MCC CC/MCC Ex0

Tuberculous abscess of brain and spinal cord

A17.82 Tuberculous meningoencephalitis MCC CC/MCC Ex0

Tuberculous myelitis

A17.83 Tuberculous neuritis MCC CC/MCC Ex0

Tuberculous mononeuropathy

A17.89 Other tuberculosis of nervous system MCC CC/MCC Ex0

Tuberculous polyneuropathy

A17.9 Tuberculosis of nervous system, unspecified CC CC/MCC Ex0

4th A18 Tuberculosis of other organs

5th A18.0 Tuberculosis of bones and joints

See Official Guidelines, "And" I.A.14

A18.01 Tuberculosis of spine CC CC/MCC Ex0

Pott's disease or curvature of spine

Tuberculous arthritis

Tuberculous osteomyelitis of spine

Tuberculous spondylitis

A18.02 Tuberculous arthritis of other joints CC CC/MCC Ex0

Tuberculosis of hip (joint)

Tuberculosis of knee (joint)

A18.03 **Tuberculosis of other bones** CC CC/MCC Ex0

Tuberculous mastoiditis

Tuberculous osteomyelitis

A18.09 **Other musculoskeletal tuberculosis** CC CC/MCC Ex0

Tuberculous myositis

Tuberculous synovitis

Tuberculous tenosynovitis

5th A18.1 **Tuberculosis of genitourinary system**

A18.10 **Tuberculosis of genitourinary system, unspecified** CC CC/MCC Ex0

A18.11 **Tuberculosis of kidney and ureter** CC CC/MCC Ex0

A18.12 **Tuberculosis of bladder** CC CC/MCC Ex0

A18.13 **Tuberculosis of other urinary organs** CC CC/MCC Ex0

Tuberculous urethritis

A18.14 **Tuberculosis of prostate** A CC CC/MCC Ex0

A18.15 **Tuberculosis of other male genital organs** CC CC/MCC Ex0

A18.16 **Tuberculosis of cervix** CC CC/MCC Ex0

A18.17 **Tuberculous female pelvic inflammatory disease** CC CC/MCC Ex0

Tuberculous endometritis

Tuberculous oophoritis and salpingitis

A18.18 **Tuberculosis of other female genital organs** CC CC/MCC Ex0

Tuberculous ulceration of vulva

A18.2 **Tuberculous peripheral lymphadenopathy** CC CC/MCC Ex0

Tuberculous adenitis

EXCLUDES *tuberculosis of bronchial and mediastinal lymph nodes (A15.4)*

tuberculosis of mesenteric and retroperitoneal lymph nodes (A18.39)

tuberculous tracheobronchial adenopathy (A15.4)

5th A18.3 **Tuberculosis of intestines, peritoneum and mesenteric glands**

A18.31 **Tuberculous peritonitis** MCC CC/MCC Ex0

Tuberculous ascites

A18.32 **Tuberculous enteritis** CC CC/MCC Ex0

Tuberculosis of anus and rectum

Tuberculosis of intestine (large) (small)

A18.39 **Retroperitoneal tuberculosis** CC CC/MCC Ex0

Tuberculosis of mesenteric glands

Tuberculosis of retroperitoneal (lymph glands)

A18.4 **Tuberculosis of skin and subcutaneous tissue** CC CC/MCC Ex0

Erythema induratum, tuberculous

Lupus exedens

Lupus vulgaris NOS

Lupus vulgaris of eyelid

Scrofuloderma

Tuberculosis of external ear

Excludes *lupus erythematosus (L93.-)*

systemic lupus erythematosus (M32.-)

5th A18.5 **Tuberculosis of eye**

Excludes *lupus vulgaris of eyelid (A18.4)*

A18.50 **Tuberculosis of eye, unspecified** CC CC/MCC Ex0

A18.51 **Tuberculous episcleritis** CC CC/MCC Ex0

A18.52 **Tuberculous keratitis** CC CC/MCC Ex0

Tuberculous interstitial keratitis

Tuberculous keratoconjunctivitis (interstitial) (phlyctenular)

A18.53 **Tuberculous chorioretinitis** CC CC/MCC Ex0

A18.54 **Tuberculous iridocyclitis** CC CC/MCC Ex0

A18.59 **Other tuberculosis of eye** CC CC/MCC Ex0

Tuberculous conjunctivitis

A18.6 **Tuberculosis of (inner) (middle) ear** CC CC/MCC Ex0

Tuberculous otitis media

Excludes *tuberculosis of external ear (A18.4)*

tuberculous mastoiditis (A18.03)

A18.7 **Tuberculosis of adrenal glands** CC CC/MCC Ex0

Tuberculous Addison's disease

5th A18.8 **Tuberculosis of other specified organs**

A18.81 **Tuberculosis of thyroid gland** CC CC/MCC Ex0

A18.82 **Tuberculosis of other endocrine glands** CC CC/MCC Ex0

Tuberculosis of pituitary gland

Tuberculosis of thymus gland

A18.83 **Tuberculosis of digestive tract organs, not elsewhere classified** CC CC/MCC Ex0

EXCLUDES *tuberculosis of intestine (A18.32)*

A18.84 **Tuberculosis of heart** CC CC/MCC Ex0

Tuberculous cardiomyopathy

Tuberculous endocarditis

Tuberculous myocarditis

Tuberculous pericarditis

A18.85 **Tuberculosis of spleen** CC CC/MCC Ex0

A18.89 **Tuberculosis of other sites** CC CC/MCC Ex0

Tuberculosis of muscle

Tuberculous cerebral arteritis

4th A19 **Miliary tuberculosis**

INCLUDES *disseminated tuberculosis*

generalized tuberculosis

tuberculous polyserositis

A19.0 **Acute miliary tuberculosis of a single specified site** MCC CC/MCC Ex0

A19.1 **Acute miliary tuberculosis of multiple sites** MCC CC/MCC Ex0

A19.2 **Acute miliary tuberculosis, unspecified** MCC CC/MCC Ex0

A19.8 **Other miliary tuberculosis** MCC CC/MCC Ex0

A19.9 **Miliary tuberculosis, unspecified** MCC CC/MCC Ex0

Certain zoonotic bacterial diseases (A20-A28)

4th A20 **Plague**

INCLUDES *infection due to Yersinia pestis*

A20.0 **Bubonic plague** MCC CC/MCC Ex0

A20.1 **Cellulocutaneous plague** MCC CC/MCC Ex0

A20.2 **Pneumonic plague** MCC CC/MCC Ex0

A20.3 **Plague meningitis** MCC CC/MCC Ex0

A20.7 **Septicemic plague** HCC MCC CC/MCC Ex0

A20.8 **Other forms of plague** MCC CC/MCC Ex0

Abortive plague

Asymptomatic plague

Pestis minor

A20.9 **Plague, unspecified** MCC CC/MCC Ex0

4th A21 **Tularemia**

INCLUDES *deer-fly fever*
infection due to Francisella tularensis
rabbit fever

A21.0 **Ulceroglandular tularemia** CC CC/MCC Ex0

A21.1 **Oculoglandular tularemia** CC CC/MCC Ex0

Ophthalmic tularemia

A21.2 **Pulmonary tularemia** CC CC/MCC Ex0

A21.3 **Gastrointestinal tularemia** CC CC/MCC Ex0

Abdominal tularemia

A21.7 **Generalized tularemia** CC CC/MCC Ex0

A21.8 **Other forms of tularemia** CC CC/MCC Ex0

A21.9 **Tularemia, unspecified** CC CC/MCC Ex0

4th A22 **Anthrax**

INCLUDES *infection due to Bacillus anthracis*

A22.0 **Cutaneous anthrax** CC CC/MCC Ex0

Malignant carbuncle

Malignant pustule

A22.1 **Pulmonary anthrax** MCC CC/MCC Ex0

Inhalation anthrax

Ragpicker's disease

Woolsorter's disease

A22.2 **Gastrointestinal anthrax** CC CC/MCC Ex0

A22.7 **Anthrax sepsis** HCC MCC CC/MCC Ex0

A22.8 **Other forms of anthrax** CC CC/MCC Ex0

Anthrax meningitis

A22.9 **Anthrax, unspecified** CC CC/MCC Ex0

4th A23 **Brucellosis**

INCLUDES *Malta fever*

Mediterranean fever

undulant fever

A23.0 **Brucellosis due to Brucella melitensis** CC/MCC Ex0

A23.1 **Brucellosis due to Brucella abortus** CC/MCC Ex0

A23.2 **Brucellosis due to Brucella suis** CC/MCC Ex0

A23.3 **Brucellosis due to Brucella canis** CC/MCC Ex0

A23.8 **Other brucellosis** CC CC/MCC Ex0

A23.9 **Brucellosis, unspecified** CC CC/MCC Ex0

4th A24 **Glanders and melioidosis**

A24.0 **Glanders** CC CC/MCC Ex0

Infection due to Pseudomonas mallei

Malleus

A24.1 Acute and fulminating melioidosis CC CC/MCC Ex0
Melioidosis pneumonia
Melioidosis sepsis
A24.2 Subacute and chronic melioidosis CC CC/MCC Ex0
A24.3 Other melioidosis CC CC/MCC Ex0
A24.9 Melioidosis, unspecified CC CC/MCC Ex0
Infection due to Pseudomonas pseudomallei NOS
Whitmore's disease
4th A25 Rat-bite fevers
A25.0 Spirillosis CC CC/MCC Ex0
Sodoku
A25.1 Streptobacillosis CC CC/MCC Ex0
Epidemic arthritic erythema
Haverhill fever
Streptobacillary rat-bite fever
A25.9 Rat-bite fever, unspecified CC CC/MCC Ex0
4th A26 Erysipeloid
A26.0 Cutaneous erysipeloid CC/MCC Ex0
Erythema migrans
A26.7 Erysipelothrix sepsis HCC MCC CC/MCC Ex0
A26.8 Other forms of erysipeloid CC/MCC Ex0
A26.9 Erysipeloid, unspecified CC/MCC Ex0
4th A27 Leptospirosis
A27.0 Leptospirosis icterohemorrhagica CC CC/MCC Ex0
Leptospiral or spirochetal jaundice (hemorrhagic)
Weil's disease

5th A27.8 Other forms of leptospirosis

A27.81 Aseptic meningitis in leptospirosis MCC CC/MCC Ex0

A27.89 Other forms of leptospirosis CC CC/MCC Ex0

A27.9 Leptospirosis, unspecified CC CC/MCC Ex0

4th A28 Other zoonotic bacterial diseases, not elsewhere classified

A28.0 Pasteurellosis CC CC/MCC Ex0

A28.1 Cat-scratch disease CC CC/MCC Ex0

Cat-scratch fever

A28.2 Extraintestinal yersiniosis CC CC/MCC Ex0

EXCLUDES1 *enteritis due to Yersinia enterocolitica (A04.6)*

plague (A20.-)

A28.8 Other specified zoonotic bacterial diseases, not elsewhere classified CC CC/MCC Ex0

A28.9 Zoonotic bacterial disease, unspecified CC CC/MCC Ex0

Other bacterial diseases (A30-A49)

4th A30 **Leprosy [Hansen's disease]**

INCLUDES *infection due to Mycobacterium leprae*

EXCLUDES1 *sequelae of leprosy (B92)*

A30.0 **Indeterminate leprosy** CC CC/MCC Ex0

AHA: Q3 2016

I leprosy

A30.1 **Tuberculoid leprosy** CC CC/MCC Ex0

AHA: Q3 2016

TT leprosy

A30.2 **Borderline tuberculoid leprosy** CC CC/MCC Ex0

AHA: Q3 2016

BT leprosy

A30.3 **Borderline leprosy** CC CC/MCC Ex0

AHA: Q3 2016

BB leprosy

A30.4 **Borderline lepromatous leprosy** CC CC/MCC Ex0

AHA: Q3 2016

BL leprosy

A30.5 **Lepromatous leprosy** CC CC/MCC Ex0

AHA: Q3 2016

LL leprosy

A30.8 **Other forms of leprosy** CC CC/MCC Ex0

AHA: Q3 2016

A30.9 **Leprosy, unspecified** CC CC/MCC Ex0

AHA: Q3 2016

4th A31 **Infection due to other mycobacteria**

EXCLUDES *leprosy (A30.-)*

tuberculosis (A15-A19)

A31.0 **Pulmonary mycobacterial infection** CC HCC RxHCC CC/MCC Exc

AHA: Q3 2016

Infection due to Mycobacterium avium

Infection due to Mycobacterium intracellulare [Battey bacillus]

Infection due to Mycobacterium kansasii

A31.1 **Cutaneous mycobacterial infection** CC CC/MCC Exc

AHA: Q3 2016

Buruli ulcer

Infection due to Mycobacterium marinum

Infection due to Mycobacterium ulcerans

A31.2 **Disseminated mycobacterium avium-intracellulare complex (DMAC)** CC HCC RxHCC CC/MCC Exc

AHA: Q3 2016

MAC sepsis

A31.8 **Other mycobacterial infections** CC CC/MCC Exc

AHA: Q3 2016

A31.9 **Mycobacterial infection, unspecified** CC CC/MCC Exc

AHA: Q3 2016

Atypical mycobacterial infection NOS

Mycobacteriosis NOS

4th A32 **Listeriosis**

INCLUDES *listerial foodborne infection*

EXCLUDES1 *neonatal (disseminated) listeriosis (P37.2)*

A32.0 **Cutaneous listeriosis** CC CC/MCC Exc

AHA: Q3 2016

5th A32.1 Listerial meningitis and meningoencephalitis

A32.11 Listerial meningitis CC CC/MCC Ex0

AHA: Q3 2016

A32.12 Listerial meningoencephalitis CC CC/MCC Ex0

AHA: Q3 2016

A32.7 Listerial sepsis HCC MCC CC/MCC Ex0

AHA: Q3 2016

5th A32.8 Other forms of listeriosis

A32.81 Oculoglandular listeriosis CC CC/MCC Ex0

AHA: Q3 2016

A32.82 Listerial endocarditis CC CC/MCC Ex0

AHA: Q3 2016

A32.89 Other forms of listeriosis CC CC/MCC Ex0

AHA: Q3 2016

Listerial cerebral arteritis

A32.9 Listeriosis, unspecified CC CC/MCC Ex0

AHA: Q3 2016

A33 Tetanus neonatorum N MCC CC/MCC Ex0

AHA: Q3 2016

A34 Obstetrical tetanus M CC CC/MCC Ex0

AHA: Q3 2016

A35 Other tetanus MCC CC/MCC Ex0

AHA: Q3 2016

Tetanus NOS

Excludes1 *obstetrical tetanus (A34)*

tetanus neonatorum (A33)

4th A36 Diphtheria

A36.0 Pharyngeal diphtheria CC CC/MCC Ex

AHA: Q3 2016

Diphtheritic membranous angina

Tonsillar diphtheria

A36.1 Nasopharyngeal diphtheria CC CC/MCC Ex

AHA: Q3 2016

A36.2 Laryngeal diphtheria CC CC/MCC Ex

AHA: Q3 2016

Diphtheritic laryngotracheitis

A36.3 Cutaneous diphtheria CC CC/MCC Ex

AHA: Q3 2016

EXCLUDES2 *erythrasma (L08.1)*

5th A36.8 Other diphtheria

A36.81 Diphtheritic cardiomyopathy CC HCC RxHCC CC/MCC Ex

AHA: Q3 2016

Diphtheritic myocarditis

A36.82 Diphtheritic radiculomyelitis CC CC/MCC Ex

AHA: Q3 2016

A36.83 Diphtheritic polyneuritis CC CC/MCC Ex

AHA: Q3 2016

A36.84 Diphtheritic tubulo-interstitial nephropathy CC CC/MCC Ex

AHA: Q3 2016

A36.85 Diphtheritic cystitis CC CC/MCC Ex

AHA: Q3 2016

A36.86 Diphtheritic conjunctivitis CC CC/MCC Ex

AHA: Q3 2016

A36.89 Other diphtheritic complications CC CC/MCC Ex

AHA: Q3 2016

A36.9 Diphtheria, unspecified CC CC/MCC Ex0

AHA: Q3 2016

4th A37 Whooping cough

5th A37.0 Whooping cough due to Bordetella pertussis

A37.00 Whooping cough due to Bordetella pertussis without pneumonia CC CC/MCC Ex0

AHA: Q3 2016

Paroxysmal cough due to Bordetella pertussis without pneumonia

A37.01 Whooping cough due to Bordetella pertussis with pneumonia MCC CC/MCC Ex0

AHA: Q3 2016

Paroxysmal cough due to Bordetella pertussis with pneumonia

5th A37.1 Whooping cough due to Bordetella parapertussis

A37.10 Whooping cough due to Bordetella parapertussis without pneumonia CC CC/MCC Ex0

AHA: Q3 2016

A37.11 Whooping cough due to Bordetella parapertussis with pneumonia MCC CC/MCC Ex0

AHA: Q3 2016

5th A37.8 Whooping cough due to other Bordetella species

A37.80 Whooping cough due to other Bordetella species without pneumonia CC CC/MCC Ex0

AHA: Q3 2016

A37.81 Whooping cough due to other Bordetella species with pneumonia MCC CC/MCC Ex0

AHA: Q3 2016

5th A37.9 Whooping cough, unspecified species

A37.90 Whooping cough, unspecified species without pneumonia CC CC/MCC Ex0

AHA: Q3 2016

A37.91 Whooping cough, unspecified species with pneumonia MCC CC/MCC Ex0

AHA: Q3 2016

4th A38 Scarlet fever

INCLUDES scarlatina

DIAGNOSTIC streptococcal sore throat (J02.0)

A38.0 Scarlet fever with otitis media CC CC/MCC Exc

AHA: Q3 2016

A38.1 Scarlet fever with myocarditis CC CC/MCC Exc

AHA: Q3 2016

A38.8 Scarlet fever with other complications CC CC/MCC Exc

AHA: Q3 2016

A38.9 Scarlet fever, uncomplicated CC CC/MCC Exc

AHA: Q3 2016

Scarlet fever, NOS

4th A39 Meningococcal infection

A39.0 Meningococcal meningitis MCC CC/MCC Exc

AHA: Q3 2016

A39.1 Waterhouse-Friderichsen syndrome MCC RxHCC CC/MCC Exc

AHA: Q3 2016

Meningococcal hemorrhagic adrenalitis

Meningococcic adrenal syndrome

A39.2 Acute meningococcemia HCC MCC CC/MCC Exc

AHA: Q3 2016

A39.3 Chronic meningococcemia HCC MCC CC/MCC Exc

AHA: Q3 2016

A39.4 Meningococcemia, unspecified HCC MCC CC/MCC Exc

AHA: Q3 2016

5th A39.5 Meningococcal heart disease

A39.50 Meningococcal carditis, unspecified MCC CC/MCC Exc

AHA: Q3 2016

A39.51 **Meningococcal endocarditis** MCC CC/MCC Ex0

AHA: Q3 2016

A39.52 **Meningococcal myocarditis** MCC CC/MCC Ex0

AHA: Q3 2016

A39.53 **Meningococcal pericarditis** MCC CC/MCC Ex0

AHA: Q3 2016

5th A39.8 **Other meningococcal infections**

A39.81 **Meningococcal encephalitis** MCC CC/MCC Ex0

AHA: Q3 2016

A39.82 **Meningococcal retrobulbar neuritis** CC CC/MCC Ex0

AHA: Q3 2016

A39.83 **Meningococcal arthritis** CC HCC CC/MCC Ex0

AHA: Q3 2016

A39.84 **Postmeningococcal arthritis** CC HCC CC/MCC Ex0

AHA: Q3 2016

A39.89 **Other meningococcal infections** CC CC/MCC Ex0

AHA: Q3 2016

Meningococcal conjunctivitis

A39.9 **Meningococcal infection, unspecified** CC CC/MCC Ex0

AHA: Q3 2016

Meningococcal disease NOS

4th A40 **Streptococcal sepsis**

See Official Guidelines, "Puerperal sepsis" I.C.15.k

Code first, if applicable, postprocedural sepsis (T81.44-)

sepsis due to central venous catheter (T80.211-)

streptococcal sepsis during labor (O75.3)

streptococcal sepsis following abortion or ectopic or molar pregnancy (O03.37, O03.87, O04.87, O07.37, O08.82)

streptococcal sepsis following immunization (T88.0-)

streptococcal sepsis following infusion, transfusion or therapeutic injection (T80.22-, T80.29-)

Excludes1 *neonatal (P36.0-P36.1)*

puerperal sepsis (O85)

sepsis due to Streptococcus, group D (A41.81)

A40.0 **Sepsis due to streptococcus, group A** HCC MCC CC/MCC Ex0

AHA: Q3 2016

A40.1 **Sepsis due to streptococcus, group B** HCC MCC CC/MCC Ex0

AHA: Q1 2019, Q4 2018, Q3 2016

A40.3 **Sepsis due to Streptococcus pneumoniae** HCC MCC CC/MCC Ex0

AHA: Q3 2016

Pneumococcal sepsis

A40.8 **Other streptococcal sepsis** HCC MCC CC/MCC Ex0

AHA: Q3 2016

A40.9 **Streptococcal sepsis, unspecified** HCC MCC CC/MCC Ex0

AHA: Q3 2016

4th A41 **Other sepsis**

See Official Guidelines, "Puerperal sepsis" I.C.15.k

Code first, if applicable, postprocedural sepsis (T81.44-)

sepsis due to central venous catheter (T80.211-)

sepsis during labor (O75.3)

sepsis following abortion, ectopic or molar pregnancy (O03.37, O03.87, O04.87, O07.37, O08.82)

sepsis following immunization (T88.0-)

sepsis following infusion, transfusion or therapeutic injection (T80.22-, T80.29-)

EXCLUDES1 *bacteremia NOS (R78.81)*

neonatal (P36.-)

puerperal sepsis (O85)

streptococcal sepsis (A40.-)

EXCLUDES2 *sepsis (due to) (in) actinomycotic (A42.7)*

sepsis (due to) (in) anthrax (A22.7)

sepsis (due to) (in) candidal (B37.7)

sepsis (due to) (in) Erysipelothrix (A26.7)

sepsis (due to) (in) extraintestinal yersiniosis (A28.2)

sepsis (due to) (in) gonococcal (A54.86)

sepsis (due to) (in) herpesviral (B00.7)

sepsis (due to) (in) listerial (A32.7)

sepsis (due to) (in) melioidosis (A24.1)

sepsis (due to) (in) meningococcal (A39.2-A39.4)

sepsis (due to) (in) plague (A20.7)

sepsis (due to) (in) tularemia (A21.7)

toxic shock syndrome (A48.3)

5th A41.0 Sepsis due to Staphylococcus aureus

A41.01 Sepsis due to Methicillin susceptible Staphylococcus aureus HCC MCC CC/MCC Exc

AHA: Q2 2020, Q3 2016

MSSA sepsis

Staphylococcus aureus sepsis NOS

A41.02 Sepsis due to Methicillin resistant Staphylococcus aureus HCC MCC CC/MCC Exc

See Official Guidelines, "Combination codes for MRSA infections" I.C.1.e.1.a

AHA: Q3 2016

A41.1 Sepsis due to other specified staphylococcus HCC MCC CC/MCC Exc

AHA: Q3 2016

Coagulase negative staphylococcus sepsis

A41.2 Sepsis due to unspecified staphylococcus HCC MCC CC/MCC Exc

AHA: Q3 2016

A41.3 Sepsis due to Hemophilus influenzae HCC MCC CC/MCC Exc

AHA: Q3 2016

A41.4 Sepsis due to anaerobes HCC MCC CC/MCC Exc

AHA: Q3 2016

EXCLUDES1 *gas gangrene (A48.0)*

5th A41.5 Sepsis due to other Gram-negative organisms

A41.50 Gram-negative sepsis, unspecified HCC MCC CC/MCC Exc

AHA: Q2 2020, Q3 2016

Gram-negative sepsis NOS

A41.51 Sepsis due to Escherichia coli [E. coli] HCC MCC CC/MCC Exc

AHA: Q2 2020, Q1 2018, Q3 2016

A41.52 Sepsis due to Pseudomonas HCC MCC CC/MCC Exc

AHA: Q3 2016

Pseudomonas aeruginosa

A41.53 Sepsis due to Serratia HCC MCC CC/MCC Exc

AHA: Q3 2016

A41.54 Sepsis due to Acinetobacter baumannii HCC MCC CC/MCC Exc

A41.59 Other Gram-negative sepsis HCC MCC CC/MCC Exc

AHA: Q4 2023, Q1 2019, Q3 2016

5th A41.8 Other specified sepsis

A41.81 Sepsis due to Enterococcus HCC MCC CC/MCC Exc

AHA: Q3 2016

A41.89 Other specified sepsis HCC MCC CC/MCC Exc

AHA: Q1 2021, Q2 2020, Q3 2016

A41.9 Sepsis, unspecified organism HCC MCC CC/MCC Exc

See Official Guidelines, "Sepsis" I.C.1.d.1.a, "Severe sepsis" I.C.1.d.1.b

AHA: Q4 2023, Q1 2022, Q2 2022, Q2 2020, Q4 2018, Q3 2016

Septicemia NOS

4th A42 Actinomycosis

EXCLUDES1 *actinomycetoma (B47.1)*

A42.0 Pulmonary actinomycosis CC CC/MCC Exc

AHA: Q3 2016

A42.1 Abdominal actinomycosis CC CC/MCC Exc

AHA: Q3 2016

A42.2 Cervicofacial actinomycosis CC CC/MCC Exc

AHA: Q3 2016

A42.7 Actinomycotic sepsis HCC MCC CC/MCC Exc

AHA: Q3 2016

5th A42.8 Other forms of actinomycosis

A42.81 Actinomycotic meningitis CC CC/MCC Exc

AHA: Q3 2016

A42.82 Actinomycotic encephalitis CC CC/MCC Exc

AHA: Q3 2016

A42.89 Other forms of actinomycosis CC CC/MCC Exc

AHA: Q3 2016

A42.9 Actinomycosis, unspecified CC CC/MCC Exc

AHA: Q3 2016

4th A43 Nocardiosis

A43.0 Pulmonary nocardiosis CC CC/MCC Ex6

AHA: Q3 2016

A43.1 Cutaneous nocardiosis CC CC/MCC Ex6

AHA: Q3 2016

A43.8 Other forms of nocardiosis CC CC/MCC Ex6

AHA: Q3 2016

A43.9 Nocardiosis, unspecified CC CC/MCC Ex6

AHA: Q3 2016

4th A44 Bartonellosis

A44.0 Systemic bartonellosis CC CC/MCC Ex6

AHA: Q3 2016

Oroya fever

A44.1 Cutaneous and mucocutaneous bartonellosis CC CC/MCC Ex6

AHA: Q3 2016

Verruga peruana

A44.8 Other forms of bartonellosis CC CC/MCC Ex6

AHA: Q3 2016

A44.9 Bartonellosis, unspecified CC CC/MCC Ex6

AHA: Q3 2016

A46 Erysipelas CC/MCC Ex6

AHA: Q3 2016

EXCLUDES *postpartum or puerperal erysipelas (O86.89)*

4th A48 Other bacterial diseases, not elsewhere classified

EXCLUDES *actinomycetoma (B47.1)*

A48.0 Gas gangrene HCC MCC CC/MCC Ex6

AHA: Q4 2017, Q3 2016

Clostridial cellulitis

Clostridial myonecrosis

A48.1 **Legionnaires' disease** HCC MCC CC/MCC Ex6

AHA: Q3 2016

A48.2 **Nonpneumonic Legionnaires' disease [Pontiac fever]** CC/MCC Ex6

AHA: Q3 2016

A48.3 **Toxic shock syndrome** HCC MCC CC/MCC Ex6

AHA: Q1 2022, Q3 2016

Use additional code to identify the organism (B95, B96)

EXCLUDES1 *endotoxic shock NOS (R57.8)*

sepsis NOS (A41.9)

A48.4 **Brazilian purpuric fever** CC/MCC Ex6

AHA: Q3 2016

Systemic Hemophilus aegyptius infection

5th A48.5 **Other specified botulism**

Non-foodborne intoxication due to toxins of Clostridium botulinum [C. botulinum]

EXCLUDES1 *food poisoning due to toxins of Clostridium botulinum (A05.1)*

A48.51 **Infant botulism** P CC CC/MCC Ex6

AHA: Q3 2016

A48.52 **Wound botulism** CC CC/MCC Ex6

AHA: Q3 2016

Non-foodborne botulism NOS

Use additional code for associated wound

A48.8 **Other specified bacterial diseases** CC/MCC Ex6

AHA: Q3 2016

4th A49 **Bacterial infection of unspecified site**

EXCLUDES1 *bacterial agents as the cause of diseases classified elsewhere (B95-B96)*

chlamydial infection NOS (A74.9)

meningococcal infection NOS (A39.9)

rickettsial infection NOS (A79.9)

spirochetal infection NOS (A69.9)

5th A49.0 Staphylococcal infection, unspecified site

A49.01 Methicillin susceptible Staphylococcus aureus infection, unspecified site CC/MCC Ex0

AHA: Q3 2016

Methicillin susceptible Staphylococcus aureus (MSSA) infection

Staphylococcus aureus infection NOS

A49.02 Methicillin resistant Staphylococcus aureus infection, unspecified site CC/MCC Ex0

AHA: Q3 2016

Methicillin resistant Staphylococcus aureus (MRSA) infection

A49.1 Streptococcal infection, unspecified site CC/MCC Ex0

AHA: Q3 2016

A49.2 Hemophilus influenzae infection, unspecified site CC/MCC Ex0

AHA: Q3 2016

A49.3 Mycoplasma infection, unspecified site CC/MCC Ex0

AHA: Q3 2016

A49.8 Other bacterial infections of unspecified site CC/MCC Ex0

AHA: Q3 2016

A49.9 Bacterial infection, unspecified CC/MCC Ex0

AHA: Q3 2016

EXCLUDES1 *bacteremia NOS (R78.81)*

Infections with a predominantly sexual mode of transmission (A50-A64)

EXCLUDES1 *nonspecific and nongonococcal urethritis (N34.1)*

Reiter's disease (M02.3-)

EXCLUDES2 *human immunodeficiency virus [HIV] disease (B20)*

4th A50 Congenital syphilis

5th A50.0 Early congenital syphilis, symptomatic

Any congenital syphilitic condition specified as early or manifest less than two years after birth.

A50.01 Early congenital syphilitic oculopathy CC CC/MCC Ex0

A50.02 Early congenital syphilitic osteochondropathy CC CC/MCC Ex0

A50.03 Early congenital syphilitic pharyngitis CC CC/MCC Ex0

Early congenital syphilitic laryngitis

A50.04 Early congenital syphilitic pneumonia CC CC/MCC Ex0

A50.05 Early congenital syphilitic rhinitis CC CC/MCC Ex0

A50.06 Early cutaneous congenital syphilis CC CC/MCC Ex0

A50.07 Early mucocutaneous congenital syphilis CC CC/MCC Ex0

A50.08 Early visceral congenital syphilis CC CC/MCC Ex0

A50.09 Other early congenital syphilis, symptomatic CC CC/MCC Ex0

A50.1 Early congenital syphilis, latent CC/MCC Ex0

Congenital syphilis without clinical manifestations, with positive serological reaction and negative spinal fluid test, less than two years after birth.

A50.2 Early congenital syphilis, unspecified CC CC/MCC Ex0

Congenital syphilis NOS less than two years after birth.

5th A50.3 Late congenital syphilitic oculopathy

EXCLUDES1 *Hutchinson's triad (A50.53)*

A50.30 Late congenital syphilitic oculopathy, unspecified CC CC/MCC Ex0

A50.31 Late congenital syphilitic interstitial keratitis CC CC/MCC Ex0

A50.32 Late congenital syphilitic chorioretinitis CC CC/MCC Ex0

A50.39 Other late congenital syphilitic oculopathy CC CC/MCC Ex0

5th A50.4 Late congenital neurosyphilis [juvenile neurosyphilis]

Use additional code to identify any associated mental disorder

EXCLUDES1 *Hutchinson's triad (A50.53)*

A50.40 Late congenital neurosyphilis, unspecified CC CC/MCC Ex0

Juvenile neurosyphilis NOS

A50.41 Late congenital syphilitic meningitis MCC CC/MCC Ex0

A50.42 Late congenital syphilitic encephalitis MCC CC/MCC Ex0

A50.43 Late congenital syphilitic polyneuropathy CC CC/MCC Ex0

A50.44 Late congenital syphilitic optic nerve atrophy CC CC/MCC Ex0

A50.45 Juvenile general paresis CC CC/MCC Ex0

Dementia paralytica juvenilis

Juvenile taboparetic neurosyphilis

A50.49 Other late congenital neurosyphilis CC CC/MCC Ex0

Juvenile tabes dorsalis

5th A50.5 Other late congenital syphilis, symptomatic

Any congenital syphilitic condition specified as late or manifest two years or more after birth.

A50.51 Clutton's joints CC CC/MCC Ex0

A50.52 Hutchinson's teeth CC CC/MCC Ex0

A50.53 Hutchinson's triad CC CC/MCC Ex0

A50.54 Late congenital cardiovascular syphilis CC CC/MCC Ex0

A50.55 Late congenital syphilitic arthropathy CC HCC CC/MCC Ex0

A50.56 Late congenital syphilitic osteochondropathy CC CC/MCC Ex0

A50.57 Syphilitic saddle nose CC CC/MCC Ex0

A50.59 Other late congenital syphilis, symptomatic CC CC/MCC Ex0

A50.6 Late congenital syphilis, latent CC/MCC Ex0

Congenital syphilis without clinical manifestations, with positive serological reaction and negative spinal fluid test, two years or more after birth.

A50.7 Late congenital syphilis, unspecified CC/MCC Ex0

Congenital syphilis NOS two years or more after birth.

A50.9 Congenital syphilis, unspecified CC/MCC Ex0

- A51 Early syphilis
  - A51.0 Primary genital syphilis CC/MCC Ex0
    - Syphilitic chancre NOS
  - A51.1 Primary anal syphilis CC/MCC Ex0
  - A51.2 Primary syphilis of other sites CC/MCC Ex0
  - A51.3 Secondary syphilis of skin and mucous membranes
    - A51.31 Condyloma latum CC CC/MCC Ex0
    - A51.32 Syphilitic alopecia CC CC/MCC Ex0
    - A51.39 Other secondary syphilis of skin CC CC/MCC Ex0
      - Syphilitic leukoderma
      - Syphilitic mucous patch
      - EXCLUDES *late syphilitic leukoderma (A52.79)*
  - A51.4 Other secondary syphilis
    - A51.41 Secondary syphilitic meningitis MCC CC/MCC Ex0
    - A51.42 Secondary syphilitic female pelvic disease CC CC/MCC Ex0
    - A51.43 Secondary syphilitic oculopathy CC CC/MCC Ex0
      - Secondary syphilitic chorioretinitis
      - Secondary syphilitic iridocyclitis, iritis
      - Secondary syphilitic uveitis
    - A51.44 Secondary syphilitic nephritis CC CC/MCC Ex0
    - A51.45 Secondary syphilitic hepatitis CC CC/MCC Ex0
    - A51.46 Secondary syphilitic osteopathy CC CC/MCC Ex0
    - A51.49 Other secondary syphilitic conditions CC CC/MCC Ex0
      - Secondary syphilitic lymphadenopathy
      - Secondary syphilitic myositis
  - A51.5 Early syphilis, latent CC/MCC Ex0
    - Syphilis (acquired) without clinical manifestations, with positive serological reaction and negative spinal fluid test, less than two years after infection.
  - A51.9 Early syphilis, unspecified CC/MCC Ex0

4th A52 Late syphilis

5th A52.0 Cardiovascular and cerebrovascular syphilis

A52.00 Cardiovascular syphilis, unspecified CC CC/MCC Ex0

A52.01 Syphilitic aneurysm of aorta CC CC/MCC Ex0

A52.02 Syphilitic aortitis CC CC/MCC Ex0

A52.03 Syphilitic endocarditis CC CC/MCC Ex0

Syphilitic aortic valve incompetence or stenosis

Syphilitic mitral valve stenosis

Syphilitic pulmonary valve regurgitation

A52.04 Syphilitic cerebral arteritis CC CC/MCC Ex0

A52.05 Other cerebrovascular syphilis CC CC/MCC Ex0

Syphilitic cerebral aneurysm (ruptured) (non-ruptured)

Syphilitic cerebral thrombosis

A52.06 Other syphilitic heart involvement CC CC/MCC Ex0

Syphilitic coronary artery disease

Syphilitic myocarditis

Syphilitic pericarditis

A52.09 Other cardiovascular syphilis CC CC/MCC Ex0

5th A52.1 Symptomatic neurosyphilis

A52.10 Symptomatic neurosyphilis, unspecified CC CC/MCC Ex0

A52.11 Tabes dorsalis CC CC/MCC Ex0

Locomotor ataxia (progressive)

Tabetic neurosyphilis

A52.12 Other cerebrospinal syphilis CC CC/MCC Ex0

A52.13 Late syphilitic meningitis MCC CC/MCC Ex0

A52.14 Late syphilitic encephalitis MCC CC/MCC Ex0

A52.15 Late syphilitic neuropathy CC CC/MCC Ex0

Late syphilitic acoustic neuritis

Late syphilitic optic (nerve) atrophy

Late syphilitic polyneuropathy

Late syphilitic retrobulbar neuritis

A52.16 Charcôt's arthropathy (tabetic) CC CC/MCC Ex0

A52.17 General paresis CC CC/MCC Ex0

Dementia paralytica

A52.19 Other symptomatic neurosyphilis CC CC/MCC Ex0

Syphilitic parkinsonism

A52.2 Asymptomatic neurosyphilis CC CC/MCC Ex0

A52.3 Neurosyphilis, unspecified CC CC/MCC Ex0

AHA: Q2 2021

Gumma (syphilitic)

Syphilis (late)

Syphiloma

5th A52.7 Other symptomatic late syphilis

A52.71 Late syphilitic oculopathy CC CC/MCC Ex0

Late syphilitic chorioretinitis

Late syphilitic episcleritis

A52.72 Syphilis of lung and bronchus CC CC/MCC Ex0

A52.73 Symptomatic late syphilis of other respiratory organs CC CC/MCC Ex0

A52.74 Syphilis of liver and other viscera CC CC/MCC Ex0

Late syphilitic peritonitis

A52.75 Syphilis of kidney and ureter CC CC/MCC Ex0

Syphilitic glomerular disease

A52.76 Other genitourinary symptomatic late syphilis CC CC/MCC Ex0

Late syphilitic female pelvic inflammatory disease

A52.77 Syphilis of bone and joint CC CC/MCC Ex0

A52.78 Syphilis of other musculoskeletal tissue CC CC/MCC Ex0

Late syphilitic bursitis

Syphilis [stage unspecified] of bursa

Syphilis [stage unspecified] of muscle

Syphilis [stage unspecified] of synovium

Syphilis [stage unspecified] of tendon

A52.79 Other symptomatic late syphilis CC CC/MCC Ex0

Late syphilitic leukoderma
Syphilis of adrenal gland
Syphilis of pituitary gland
Syphilis of thyroid gland
Syphilitic splenomegaly
EXCLUDES *syphilitic leukoderma (secondary) (A51.39)*

A52.8 Late syphilis, latent CC/MCC Ex0

Syphilis (acquired) without clinical manifestations, with positive serological reaction and negative spinal fluid test, two years or more after infection

A52.9 Late syphilis, unspecified CC/MCC Ex0

4th A53 Other and unspecified syphilis

A53.0 Latent syphilis, unspecified as early or late CC/MCC Ex0

Latent syphilis NOS
Positive serological reaction for syphilis

A53.9 Syphilis, unspecified CC/MCC Ex0

Infection due to Treponema pallidum NOS
Syphilis (acquired) NOS
EXCLUDES *syphilis NOS under two years of age (A50.2)*

4th A54 Gonococcal infection

5th A54.0 Gonococcal infection of lower genitourinary tract without periurethral or accessory gland abscess

EXCLUDES *gonococcal infection with genitourinary gland abscess (A54.1)*
gonococcal infection with periurethral abscess (A54.1)

A54.00 Gonococcal infection of lower genitourinary tract, unspecified CC CC/MCC Ex0
A54.01 Gonococcal cystitis and urethritis, unspecified CC CC/MCC Ex0
A54.02 Gonococcal vulvovaginitis, unspecified CC CC/MCC Ex0
A54.03 Gonococcal cervicitis, unspecified CC CC/MCC Ex0
A54.09 Other gonococcal infection of lower genitourinary tract CC CC/MCC Ex0

A54.1 Gonococcal infection of lower genitourinary tract with periurethral and accessory gland abscess CC CC/MCC Ex0

Gonococcal Bartholin's gland abscess

5th A54.2 Gonococcal pelviperitonitis and other gonococcal genitourinary infection
- A54.21 Gonococcal infection of kidney and ureter CC CC/MCC Ex0
- A54.22 Gonococcal prostatitis CC CC/MCC Ex0
- A54.23 Gonococcal infection of other male genital organs CC CC/MCC Ex0
  - Gonococcal epididymitis
  - Gonococcal orchitis
- A54.24 Gonococcal female pelvic inflammatory disease CC CC/MCC Ex0
  - Gonococcal pelviperitonitis
  - EXCLUDES1 *gonococcal peritonitis (A54.85)*
- A54.29 Other gonococcal genitourinary infections CC CC/MCC Ex0

5th A54.3 Gonococcal infection of eye
- A54.30 Gonococcal infection of eye, unspecified CC CC/MCC Ex0
- A54.31 Gonococcal conjunctivitis CC CC/MCC Ex0
  - Ophthalmia neonatorum due to gonococcus
- A54.32 Gonococcal iridocyclitis CC CC/MCC Ex0
- A54.33 Gonococcal keratitis CC CC/MCC Ex0
- A54.39 Other gonococcal eye infection CC CC/MCC Ex0
  - Gonococcal endophthalmia

5th A54.4 Gonococcal infection of musculoskeletal system
- A54.40 Gonococcal infection of musculoskeletal system, unspecified CC HCC CC/MCC Ex0
- A54.41 Gonococcal spondylopathy CC HCC CC/MCC Ex0
- A54.42 Gonococcal arthritis CC HCC CC/MCC Ex0
  - EXCLUDES1 *gonococcal infection of spine (A54.41)*
- A54.43 Gonococcal osteomyelitis CC HCC CC/MCC Ex0
  - EXCLUDES1 *gonococcal infection of spine (A54.41)*
- A54.49 Gonococcal infection of other musculoskeletal tissue CC HCC CC/MCC Ex0
  - Gonococcal bursitis
  - Gonococcal myositis
  - Gonococcal synovitis
  - Gonococcal tenosynovitis

A54.5 Gonococcal pharyngitis CC/MCC Ex0

A54.6 Gonococcal infection of anus and rectum CC/MCC Ex0

5th A54.8 Other gonococcal infections

A54.81 Gonococcal meningitis MCC CC/MCC Ex0

A54.82 Gonococcal brain abscess CC CC/MCC Ex0

A54.83 Gonococcal heart infection CC CC/MCC Ex0

Gonococcal endocarditis

Gonococcal myocarditis

Gonococcal pericarditis

A54.84 Gonococcal pneumonia CC CC/MCC Ex0

A54.85 Gonococcal peritonitis CC HCC CC/MCC Ex0

EXCLUDES *gonococcal pelviperitonitis (A54.24)*

A54.86 Gonococcal sepsis HCC MCC CC/MCC Ex0

A54.89 Other gonococcal infections CC CC/MCC Ex0

Gonococcal keratoderma

Gonococcal lymphadenitis

A54.9 Gonococcal infection, unspecified CC CC/MCC Ex0

A55 Chlamydial lymphogranuloma (venereum) CC/MCC Ex0

Climatic or tropical bubo

Durand-Nicolas-Favre disease

Esthiomene

Lymphogranuloma inguinale

4th A56 Other sexually transmitted chlamydial diseases

INCLUDES *sexually transmitted diseases due to Chlamydia trachomatis*

EXCLUDES *neonatal chlamydial conjunctivitis (P39.1)*

neonatal chlamydial pneumonia (P23.1)

EXCLUDES *chlamydial lymphogranuloma (A55)*

conditions classified to A74.-

5th A56.0 Chlamydial infection of lower genitourinary tract
A56.00 Chlamydial infection of lower genitourinary tract, unspecified CC/MCC Ex0
A56.01 Chlamydial cystitis and urethritis CC/MCC Ex0
A56.02 Chlamydial vulvovaginitis CC/MCC Ex0
A56.09 Other chlamydial infection of lower genitourinary tract CC/MCC Ex0
Chlamydial cervicitis
5th A56.1 Chlamydial infection of pelviperitoneum and other genitourinary organs
A56.11 Chlamydial female pelvic inflammatory disease CC/MCC Ex0
A56.19 Other chlamydial genitourinary infection CC/MCC Ex0
Chlamydial epididymitis
Chlamydial orchitis
A56.2 Chlamydial infection of genitourinary tract, unspecified CC/MCC Ex0
A56.3 Chlamydial infection of anus and rectum CC/MCC Ex0
A56.4 Chlamydial infection of pharynx CC/MCC Ex0
A56.8 Sexually transmitted chlamydial infection of other sites CC/MCC Ex0
A57 Chancroid CC/MCC Ex0
Ulcus molle
A58 Granuloma inguinale CC/MCC Ex0
Donovanosis
4th A59 Trichomoniasis
Excludes intestinal trichomoniasis (A07.8)
5th A59.0 Urogenital trichomoniasis
A59.00 Urogenital trichomoniasis, unspecified CC/MCC Ex0
Fluor (vaginalis) due to Trichomonas
Leukorrhea (vaginalis) due to Trichomonas
A59.01 Trichomonal vulvovaginitis CC/MCC Ex0
A59.02 Trichomonal prostatitis CC/MCC Ex0
A59.03 Trichomonal cystitis and urethritis CC/MCC Ex0
A59.09 Other urogenital trichomoniasis
Trichomonas cervicitis

A59.8 Trichomoniasis of other sites CC/MCC Ex0

A59.9 Trichomoniasis, unspecified CC/MCC Ex0

4th A60 Anogenital herpesviral [herpes simplex] infections

5th A60.0 Herpesviral infection of genitalia and urogenital tract

A60.00 Herpesviral infection of urogenital system, unspecified CC/MCC Ex0

A60.01 Herpesviral infection of penis CC/MCC Ex0

A60.02 Herpesviral infection of other male genital organs CC/MCC Ex0

A60.03 Herpesviral cervicitis CC/MCC Ex0

A60.04 Herpesviral vulvovaginitis CC/MCC Ex0

Herpesviral [herpes simplex] ulceration

Herpesviral [herpes simplex] vaginitis

Herpesviral [herpes simplex] vulvitis

A60.09 Herpesviral infection of other urogenital tract CC/MCC Ex0

AHA: Q1 2020

A60.1 Herpesviral infection of perianal skin and rectum CC/MCC Ex0

A60.9 Anogenital herpesviral infection, unspecified CC/MCC Ex0

4th A63 Other predominantly sexually transmitted diseases, not elsewhere classified

Excludes *molluscum contagiosum (B08.1)*

papilloma of cervix (D26.0)

A63.0 Anogenital (venereal) warts

Anogenital warts due to (human) papillomavirus [HPV]

Condyloma acuminatum

A63.8 Other specified predominantly sexually transmitted diseases CC/MCC Ex0

A64 Unspecified sexually transmitted disease CC/MCC Ex0

AHA: Q2 2021

Other spirochetal diseases (A65-A69)

EXCLUDES *leptospirosis (A27.-)*
syphilis (A50-A53)

A65 **Nonvenereal syphilis**
Bejel
Endemic syphilis
Njovera

4th A66 **Yaws**
INCLUDES *bouba*
frambesia (tropica)
pian

A66.0 **Initial lesions of yaws**
Chancre of yaws
Frambesia, initial or primary
Initial frambesial ulcer
Mother yaw

A66.1 **Multiple papillomata and wet crab yaws**
Frambesioma
Pianoma
Plantar or palmar papilloma of yaws

A66.2 **Other early skin lesions of yaws**
Cutaneous yaws, less than five years after infection
Early yaws (cutaneous)(macular)(maculopapular)(micropapular)(papular)
Frambeside of early yaws

A66.3 **Hyperkeratosis of yaws**
Ghoul hand
Hyperkeratosis, palmar or plantar (early) (late) due to yaws
Worm-eaten soles

A66.4 **Gummata and ulcers of yaws**

Gummatous frambeside

Nodular late yaws (ulcerated)

A66.5 **Gangosa**

Rhinopharyngitis mutilans

A66.6 **Bone and joint lesions of yaws** HCC CC/MCC Ex

Yaws ganglion

Yaws goundou

Yaws gumma, bone

Yaws gummatous osteitis or periostitis

Yaws hydrarthrosis

Yaws osteitis

Yaws periostitis (hypertrophic)

A66.7 **Other manifestations of yaws**

Juxta-articular nodules of yaws

Mucosal yaws

A66.8 **Latent yaws**

Yaws without clinical manifestations, with positive serology

A66.9 **Yaws, unspecified**

4th A67 **Pinta [carate]**

A67.0 **Primary lesions of pinta**

Chancre (primary) of pinta

Papule (primary) of pinta

A67.1 **Intermediate lesions of pinta**

Erythematous plaques of pinta

Hyperchromic lesions of pinta

Hyperkeratosis of pinta

Pintids

A67.2 Late lesions of pinta
- Achromic skin lesions of pinta
- Cicatricial skin lesions of pinta
- Dyschromic skin lesions of pinta

A67.3 Mixed lesions of pinta
- Achromic with hyperchromic skin lesions of pinta [carate]

A67.9 Pinta, unspecified

4th A68 Relapsing fevers

INCLUDES *recurrent fever*

EXCLUDES2 *Lyme disease (A69.2-)*

A68.0 Louse-borne relapsing fever CC CC/MCC Ex0
- Relapsing fever due to Borrelia recurrentis

A68.1 Tick-borne relapsing fever CC CC/MCC Ex0
- Relapsing fever due to any Borrelia species other than Borrelia recurrentis

A68.9 Relapsing fever, unspecified CC CC/MCC Ex0

4th A69 Other spirochetal infections

A69.0 Necrotizing ulcerative stomatitis
- Cancrum oris
- Fusospirochetal gangrene
- Noma
- Stomatitis gangrenosa

A69.1 Other Vincent's infections CC CC/MCC Ex0
- Fusospirochetal pharyngitis
- Necrotizing ulcerative (acute) gingivitis
- Necrotizing ulcerative (acute) gingivostomatitis
- Spirochetal stomatitis
- Trench mouth
- Vincent's angina
- Vincent's gingivitis

5th A69.2 **Lyme disease**

Erythema chronicum migrans due to Borrelia burgdorferi

A69.20 **Lyme disease, unspecified** CC CC/MCC Ex0

A69.21 **Meningitis due to Lyme disease** CC CC/MCC Ex0

A69.22 **Other neurologic disorders in Lyme disease** CC CC/MCC Ex0

Cranial neuritis

Meningoencephalitis

Polyneuropathy

A69.23 **Arthritis due to Lyme disease** CC HCC CC/MCC Ex0

A69.29 **Other conditions associated with Lyme disease** CC CC/MCC Ex0

AHA: Q3 2016

Myopericarditis due to Lyme disease

A69.8 **Other specified spirochetal infections**

A69.9 **Spirochetal infection, unspecified**

Other diseases caused by chlamydiae (A70-A74)

EXCLUDES *sexually transmitted chlamydial diseases (A55-A56)*

A70 **Chlamydia psittaci infections** CC CC/MCC Ex0

Ornithosis

Parrot fever

Psittacosis

4th A71 **Trachoma**

EXCLUDES *sequelae of trachoma (B94.0)*

A71.0 **Initial stage of trachoma**

Trachoma dubium

A71.1 **Active stage of trachoma**

Granular conjunctivitis (trachomatous)

Trachomatous follicular conjunctivitis

Trachomatous pannus

A71.9 **Trachoma, unspecified**

4th A74 **Other diseases caused by chlamydiae**

EXCLUDES *neonatal chlamydial conjunctivitis (P39.1)*

neonatal chlamydial pneumonia (P23.1)

Reiter's disease (M02.3-)

sexually transmitted chlamydial diseases (A55-A56)

EXCLUDES *chlamydial pneumonia (J16.0)*

A74.0 **Chlamydial conjunctivitis**

Paratrachoma

5th A74.8 **Other chlamydial diseases**

A74.81 **Chlamydial peritonitis** CC/MCC Ex0

A74.89 **Other chlamydial diseases** CC/MCC Ex0

A74.9 **Chlamydial infection, unspecified** CC/MCC Ex0

Chlamydiosis NOS

Rickettsioses (A75-A79)

4th A75 **Typhus fever**

excludes *rickettsiosis due to Ehrlichia sennetsu (A79.81)*

A75.0 **Epidemic louse-borne typhus fever due to Rickettsia prowazekii** CC CC/MCC Ex0

Classical typhus (fever)

Epidemic (louse-borne) typhus

A75.1 **Recrudescent typhus [Brill's disease]** CC CC/MCC Ex0

Brill-Zinsser disease

A75.2 **Typhus fever due to Rickettsia typhi** CC CC/MCC Ex0

Murine (flea-borne) typhus

A75.3 **Typhus fever due to Rickettsia tsutsugamushi** CC CC/MCC Ex0

Scrub (mite-borne) typhus

Tsutsugamushi fever

Typhus fever due to Orientia Tsutsugamushi (scrub typhus)

A75.9 **Typhus fever, unspecified** CC CC/MCC Ex0

Typhus (fever) NOS

4th A77 **Spotted fever [tick-borne rickettsioses]**

A77.0 **Spotted fever due to Rickettsia rickettsii** CC CC/MCC Ex0

Rocky Mountain spotted fever

Sao Paulo fever

A77.1 **Spotted fever due to Rickettsia conorii** CC CC/MCC Ex0

African tick typhus

Boutonneuse fever

India tick typhus

Kenya tick typhus

Marseilles fever

Mediterranean tick fever

A77.2 **Spotted fever due to Rickettsia siberica** CC CC/MCC Ex0

North Asian tick fever

Siberian tick typhus

A77.3 **Spotted fever due to Rickettsia australis** CC CC/MCC Ex0

Queensland tick typhus

5th A77.4 **Ehrlichiosis**

EXCLUDES1 *anaplasmosis [A. phagocytophilum] (A79.82)*

rickettsiosis due to Ehrlichia sennetsu (A79.81)

A77.40 **Ehrlichiosis, unspecified** CC CC/MCC Ex0

A77.41 **Ehrlichiosis chaffeensis [E. chaffeensis]** CC CC/MCC Ex0

A77.49 **Other ehrlichiosis** CC CC/MCC Ex0

Ehrlichiosis due to E. ewingii

Ehrlichiosis due to E. muris euclairensis

A77.8 **Other spotted fevers** CC CC/MCC Ex0

Rickettsia 364D/R. philipii (Pacific Coast tick fever)

Spotted fever due to Rickettsia africae (African tick bite fever)

Spotted fever due to Rickettsia parkeri

A77.9 **Spotted fever, unspecified** CC CC/MCC Ex0

Tick-borne typhus NOS

A78 **Q fever** CC CC/MCC Ex0

Infection due to Coxiella burnetii

Nine Mile fever

Quadrilateral fever

4th A79 **Other rickettsioses**

A79.0 **Trench fever** CC CC/MCC Ex0

Quintan fever

Wolhynian fever

A79.1 **Rickettsialpox due to Rickettsia akari** CC CC/MCC Ex0

Kew Garden fever

Vesicular rickettsiosis

5th A79.8 **Other specified rickettsioses**

A79.81 **Rickettsiosis due to Ehrlichia sennetsu** CC CC/MCC Ex0

Rickettsiosis due to Neorickettsia sennetsu

A79.82 **Anaplasmosis [A. phagocytophilum]** CC CC/MCC Ex0

Transfusion transmitted A. phagocytophilum

A79.89 **Other specified rickettsioses** CC CC/MCC Ex0

A79.9 **Rickettsiosis, unspecified** CC CC/MCC Ex0

Rickettsial infection NOS

Viral and prion infections of the central nervous system (A80-A89)

EXCLUDES *postpolio syndrome (G14)*
sequelae of poliomyelitis (B91)
sequelae of viral encephalitis (B94.1)

4th **A80 Acute poliomyelitis**

EXCLUDES *acute flaccid myelitis (G04.82)*

A80.0 Acute paralytic poliomyelitis, vaccine-associated MCC CC/MCC Ex6

A80.1 Acute paralytic poliomyelitis, wild virus, imported MCC CC/MCC Ex6

A80.2 Acute paralytic poliomyelitis, wild virus, indigenous MCC CC/MCC Ex6

5th **A80.3 Acute paralytic poliomyelitis, other and unspecified**

A80.30 Acute paralytic poliomyelitis, unspecified MCC CC/MCC Ex6

A80.39 Other acute paralytic poliomyelitis MCC CC/MCC Ex6

A80.4 Acute nonparalytic poliomyelitis

A80.9 Acute poliomyelitis, unspecified

4th **A81 Atypical virus infections of central nervous system**

INCLUDES *diseases of the central nervous system caused by prions*

Use additional code, if applicable, to identify:
dementia with anxiety (F02.84, F02.A4, F02.B4, F02.C4)
dementia with behavioral disturbance (F02.81-, F02.A1-, F02.B1-, F02.C1-)
dementia with mood disturbance (F02.83, F02.A3, F02.B3, F02.C3)
dementia with psychotic disturbance (F02.82, F02.A2, F02.B2, F02.C2)
dementia without behavioral disturbance (F02.80, F02.A0, F02.B0, F02.C0)
mild neurocognitive disorder due to known physiological condition (F06.7-)

5th **A81.0 Creutzfeldt-Jakob disease**

A81.00 Creutzfeldt-Jakob disease, unspecified CC HCC RxHCC CC/MCC Ex6
Jakob-Creutzfeldt disease, unspecified

A81.01 Variant Creutzfeldt-Jakob disease CC HCC RxHCC CC/MCC Ex6
vCJD

A81.09 Other Creutzfeldt-Jakob disease CC HCC RxHCC CC/MCC Ex6
CJD
Familial Creutzfeldt-Jakob disease
Iatrogenic Creutzfeldt-Jakob disease
Sporadic Creutzfeldt-Jakob disease
Subacute spongiform encephalopathy (with dementia)

A81.1 **Subacute sclerosing panencephalitis** CC HCC RxHCC CC/MCC Ex6

Dawson's inclusion body encephalitis

Van Bogaert's sclerosing leukoencephalopathy

A81.2 **Progressive multifocal leukoencephalopathy** CC HCC RxHCC CC/MCC Ex6

Multifocal leukoencephalopathy NOS

5th A81.8 **Other atypical virus infections of central nervous system**

A81.81 **Kuru** CC HCC RxHCC CC/MCC Ex6

A81.82 **Gerstmann-Sträussler-Scheinker syndrome** CC HCC RxHCC CC/MCC Ex6

GSS syndrome

A81.83 **Fatal familial insomnia** CC HCC RxHCC CC/MCC Ex6

FFI

A81.89 **Other atypical virus infections of central nervous system** CC HCC RxHCC CC/MCC Ex6

A81.9 **Atypical virus infection of central nervous system, unspecified** CC HCC RxHCC CC/MCC Ex6

Prion diseases of the central nervous system NOS

4th A82 **Rabies**

A82.0 **Sylvatic rabies** CC CC/MCC Ex6

A82.1 **Urban rabies** CC CC/MCC Ex6

A82.9 **Rabies, unspecified** CC CC/MCC Ex6

4th A83 **Mosquito-borne viral encephalitis**

INCLUDES *mosquito-borne viral meningoencephalitis*

EXCLUDES2 *Venezuelan equine encephalitis (A92.2)*

West Nile fever (A92.3-)

West Nile virus (A92.3-)

A83.0 **Japanese encephalitis** MCC CC/MCC Ex6

A83.1 **Western equine encephalitis** MCC CC/MCC Ex6

A83.2 **Eastern equine encephalitis** MCC CC/MCC Ex6

A83.3 **St Louis encephalitis** MCC CC/MCC Ex6

A83.4 **Australian encephalitis** MCC CC/MCC Ex6

Kunjin virus disease

A83.5 California encephalitis MCC CC/MCC Ex0

California meningoencephalitis

La Crosse encephalitis

A83.6 Rocio virus disease MCC CC/MCC Ex0

A83.8 Other mosquito-borne viral encephalitis MCC CC/MCC Ex0

A83.9 Mosquito-borne viral encephalitis, unspecified MCC CC/MCC Ex0

4th A84 Tick-borne viral encephalitis

INCLUDES *tick-borne viral meningoencephalitis*

A84.0 Far Eastern tick-borne encephalitis [Russian spring-summer encephalitis] MCC CC/MCC Ex0

A84.1 Central European tick-borne encephalitis MCC CC/MCC Ex0

5th A84.8 Other tick-borne viral encephalitis

A84.81 Powassan virus disease MCC CC/MCC Ex0

AHA: Q4 2020

A84.89 Other tick-borne viral encephalitis MCC CC/MCC Ex0

AHA: Q4 2020

Louping ill

Code first, if applicable, transfusion related infection (T80.22-)

A84.9 Tick-borne viral encephalitis, unspecified MCC CC/MCC Ex0

4th A85 Other viral encephalitis, not elsewhere classified

INCLUDES *specified viral encephalomyelitis NEC*

specified viral meningoencephalitis NEC

EXCLUDES1 *encephalitis due to cytomegalovirus (B25.8)*

encephalitis due to herpesvirus NEC (B10.0-)

encephalitis due to herpesvirus [herpes simplex] (B00.4)

encephalitis due to measles virus (B05.0)

encephalitis due to mumps virus (B26.2)

encephalitis due to poliomyelitis virus (A80.-)

encephalitis due to zoster (B02.0)

lymphocytic choriomeningitis (A87.2)

myalgic encephalomyelitis (G93.32)

A85.0 Enteroviral encephalitis CC CC/MCC Ex0
Enteroviral encephalomyelitis
A85.1 Adenoviral encephalitis CC CC/MCC Ex0
Adenoviral meningoencephalitis
A85.2 Arthropod-borne viral encephalitis, unspecified MCC CC/MCC Ex0
EXCLUDES1 *West nile virus with encephalitis (A92.31)*
A85.8 Other specified viral encephalitis CC CC/MCC Ex0
Encephalitis lethargica
Von Economo-Cruchet disease
A86 Unspecified viral encephalitis CC CC/MCC Ex0
Viral encephalomyelitis NOS
Viral meningoencephalitis NOS
4th A87 Viral meningitis
EXCLUDES1 *meningitis due to herpesvirus [herpes simplex] (B00.3)*
meningitis due to herpesvirus [herpes simplex] (B00.3)
meningitis due to measles virus (B05.1)
meningitis due to mumps virus (B26.1)
meningitis due to poliomyelitis virus (A80.-)
meningitis due to zoster (B02.1)
A87.0 Enteroviral meningitis CC CC/MCC Ex0
Coxsackievirus meningitis
Echovirus meningitis
A87.1 Adenoviral meningitis CC CC/MCC Ex0
A87.2 Lymphocytic choriomeningitis CC CC/MCC Ex0
Lymphocytic meningoencephalitis
A87.8 Other viral meningitis CC CC/MCC Ex0
A87.9 Viral meningitis, unspecified CC CC/MCC Ex0
4th A88 Other viral infections of central nervous system, not elsewhere classified
EXCLUDES1 *viral encephalitis NOS (A86)*
viral meningitis NOS (A87.9)
A88.0 Enteroviral exanthematous fever [Boston exanthem] CC CC/MCC Ex0
A88.1 Epidemic vertigo CC/MCC Ex0
A88.8 Other specified viral infections of central nervous system CC CC/MCC Ex0
A89 Unspecified viral infection of central nervous system CC CC/MCC Ex0

Arthropod-borne viral fevers and viral hemorrhagic fevers (A90-A99)

A90 **Dengue fever [classical dengue]** CC CC/MCC Ex0

AHA: Q3 2016

excludes1 *dengue hemorrhagic fever (A91)*

A91 **Dengue hemorrhagic fever** CC CC/MCC Ex0

4th A92 **Other mosquito-borne viral fevers**

excludes1 *Ross River disease (B33.1)*

A92.0 **Chikungunya virus disease** CC CC/MCC Ex0

Chikungunya (hemorrhagic) fever

A92.1 **O'nyong-nyong fever** CC CC/MCC Ex0

A92.2 **Venezuelan equine fever** CC CC/MCC Ex0

Venezuelan equine encephalitis

Venezuelan equine encephalomyelitis virus disease

5th A92.3 **West Nile virus infection**

West Nile fever

A92.30 **West Nile virus infection, unspecified** MCC CC/MCC Ex0

West Nile fever NOS

West Nile fever without complications

West Nile virus NOS

A92.31 **West Nile virus infection with encephalitis** MCC CC/MCC Ex0

AHA: Q3 2016

West Nile encephalitis

West Nile encephalomyelitis

A92.32 **West Nile virus infection with other neurologic manifestation** MCC CC/MCC Ex0

Use additional code to specify the neurologic manifestation

A92.39 **West Nile virus infection with other complications** MCC CC/MCC Ex0

Use additional code to specify the other conditions

A92.4 **Rift Valley fever** CC CC/MCC Ex0

A92.5 **Zika virus disease** CC CC/MCC Ex0

See Official Guidelines, "Zika virus infections" I.C.1.f.1

AHA: Q4 2018, Q4 2016

Zika virus fever

Zika virus infection

Zika NOS

EXCLUDES1 *congenital Zika virus disease (P35.4)*

A92.8 **Other specified mosquito-borne viral fevers** CC CC/MCC Ex0

A92.9 **Mosquito-borne viral fever, unspecified** CC CC/MCC Ex0

4th A93 **Other arthropod-borne viral fevers, not elsewhere classified**

A93.0 **Oropouche virus disease** CC CC/MCC Ex0

Oropouche fever

A93.1 **Sandfly fever** CC CC/MCC Ex0

Pappataci fever

Phlebotomus fever

A93.2 **Colorado tick fever** CC CC/MCC Ex0

A93.8 **Other specified arthropod-borne viral fevers** CC CC/MCC Ex0

Piry virus disease

Vesicular stomatitis virus disease [Indiana fever]

A94 **Unspecified arthropod-borne viral fever** CC CC/MCC Ex0

Arboviral fever NOS

Arbovirus infection NOS

4th A95 **Yellow fever**

A95.0 **Sylvatic yellow fever** CC CC/MCC Ex0

Jungle yellow fever

A95.1 **Urban yellow fever** CC CC/MCC Ex0

A95.9 **Yellow fever, unspecified** CC CC/MCC Ex0

4th A96 Arenaviral hemorrhagic fever

A96.0 Junin hemorrhagic fever CC CC/MCC Ex0

Argentinian hemorrhagic fever

A96.1 Machupo hemorrhagic fever CC CC/MCC Ex0

Bolivian hemorrhagic fever

A96.2 Lassa fever CC/MCC Ex0

A96.8 Other arenaviral hemorrhagic fevers CC CC/MCC Ex0

A96.9 Arenaviral hemorrhagic fever, unspecified CC CC/MCC Ex0

4th A98 Other viral hemorrhagic fevers, not elsewhere classified

EXCLUDES *chikungunya hemorrhagic fever (A92.0)*

dengue hemorrhagic fever (A91)

A98.0 Crimean-Congo hemorrhagic fever CC CC/MCC Ex0

Central Asian hemorrhagic fever

A98.1 Omsk hemorrhagic fever CC CC/MCC Ex0

A98.2 Kyasanur Forest disease CC CC/MCC Ex0

A98.3 Marburg virus disease CC/MCC Ex0

A98.4 Ebola virus disease CC/MCC Ex0

A98.5 Hemorrhagic fever with renal syndrome CC CC/MCC Ex0

Epidemic hemorrhagic fever

Korean hemorrhagic fever

Russian hemorrhagic fever

Hantaan virus disease

Hantavirus disease with renal manifestations

Nephropathia epidemica

Songo fever

EXCLUDES *hantavirus (cardio)-pulmonary syndrome (B33.4)*

A98.8 Other specified viral hemorrhagic fevers CC CC/MCC Ex0

A99 Unspecified viral hemorrhagic fever CC CC/MCC Ex0

Viral infections characterized by skin and mucous membrane lesions (B00-B09)

4th B00 **Herpesviral [herpes simplex] infections**

excl1 *congenital herpesviral infections (P35.2)*

excl1 *anogenital herpesviral infection (A60.-)*

gammaherpesviral mononucleosis (B27.0-)

herpangina (B08.5)

B00.0 **Eczema herpeticum** CC/MCC Ex6

Kaposi's varicelliform eruption

B00.1 **Herpesviral vesicular dermatitis (Figure 1.2)** CC/MCC Ex6

Herpes simplex facialis

Herpes simplex labialis

Herpes simplex otitis externa

Vesicular dermatitis of ear

Vesicular dermatitis of lip



Figure 1.2 Oral Herpes

B00.2 **Herpesviral gingivostomatitis and pharyngotonsillitis** CC CC/MCC Ex0

Herpesviral pharyngitis

B00.3 **Herpesviral meningitis** MCC CC/MCC Ex0

B00.4 **Herpesviral encephalitis** MCC CC/MCC Ex0

Herpesviral meningoencephalitis

Simian B disease

EXCLUDES1 *herpesviral encephalitis due to herpesvirus 6 and 7 (B10.01, B10.09)*

non-simplex herpesviral encephalitis (B10.0-)

5th B00.5 **Herpesviral ocular disease**

B00.50 **Herpesviral ocular disease, unspecified** CC CC/MCC Ex0

B00.51 **Herpesviral iridocyclitis** CC CC/MCC Ex0

Herpesviral iritis

Herpesviral uveitis, anterior

B00.52 **Herpesviral keratitis** CC CC/MCC Ex0

Herpesviral keratoconjunctivitis

B00.53 **Herpesviral conjunctivitis** CC CC/MCC Ex0

B00.59 **Other herpesviral disease of eye** CC CC/MCC Ex0

Herpesviral dermatitis of eyelid

B00.7 **Disseminated herpesviral disease** HCC MCC CC/MCC Ex0

Herpesviral sepsis

5th B00.8 **Other forms of herpesviral infections**

B00.81 **Herpesviral hepatitis** CC CC/MCC Ex0

B00.82 **Herpes simplex myelitis** HCC MCC RxHCC CC/MCC Ex0

B00.89 **Other herpesviral infection** CC CC/MCC Ex0

Herpesviral whitlow

B00.9 **Herpesviral infection, unspecified** CC/MCC Ex0

Herpes simplex infection NOS

4th B01 **Varicella [chickenpox]**

B01.0 **Varicella meningitis** CC CC/MCC Ex0

5th B01.1 Varicella encephalitis, myelitis and encephalomyelitis

Postchickenpox encephalitis, myelitis and encephalomyelitis

B01.11 Varicella encephalitis and encephalomyelitis MCC CC/MCC Exc

Postchickenpox encephalitis and encephalomyelitis

B01.12 Varicella myelitis HCC MCC RxHCC CC/MCC Exc

Postchickenpox myelitis

B01.2 Varicella pneumonia MCC CC/MCC Exc

5th B01.8 Varicella with other complications

B01.81 Varicella keratitis CC CC/MCC Exc

B01.89 Other varicella complications CC CC/MCC Exc

B01.9 Varicella without complication CC CC/MCC Exc

Varicella NOS

4th B02 Zoster [herpes zoster]

INCLUDES *shingles*

zona

B02.0 Zoster encephalitis CC CC/MCC Exc

Zoster meningoencephalitis

B02.1 Zoster meningitis MCC CC/MCC Exc

AHA: Q1 2019

5th B02.2 Zoster with other nervous system involvement

B02.21 Postherpetic geniculate ganglionitis CC RxHCC CC/MCC Exc

B02.22 Postherpetic trigeminal neuralgia CC RxHCC CC/MCC Exc

B02.23 Postherpetic polyneuropathy CC RxHCC CC/MCC Exc

B02.24 Postherpetic myelitis HCC MCC RxHCC CC/MCC Exc

Herpes zoster myelitis

B02.29 Other postherpetic nervous system involvement CC RxHCC CC/MCC Exc

Postherpetic radiculopathy

5th B02.3 Zoster ocular disease

B02.30 Zoster ocular disease, unspecified CC CC/MCC Ex0

B02.31 Zoster conjunctivitis CC CC/MCC Ex0

B02.32 Zoster iridocyclitis CC CC/MCC Ex0

B02.33 Zoster keratitis CC CC/MCC Ex0

Herpes zoster keratoconjunctivitis

B02.34 Zoster scleritis CC CC/MCC Ex0

B02.39 Other herpes zoster eye disease CC CC/MCC Ex0

Zoster blepharitis

B02.7 Disseminated zoster CC CC/MCC Ex0

B02.8 Zoster with other complications CC CC/MCC Ex0

Herpes zoster otitis externa

B02.9 Zoster without complications CC/MCC Ex0

Zoster NOS

B03 Smallpox CC CC/MCC Ex0

NOTES In 1980 the 33rd World Health Assembly declared that smallpox had been eradicated. The classification is maintained for surveillance purposes.

B04 Monkeypox CC CC/MCC Ex0

Mpox

4th B05 Measles

INCLUDES *morbilli*

EXCLUDES1 *subacute sclerosing panencephalitis (A81.1)*

B05.0 Measles complicated by encephalitis MCC CC/MCC Ex0

Postmeasles encephalitis

B05.1 Measles complicated by meningitis CC CC/MCC Ex0

Postmeasles meningitis

B05.2 Measles complicated by pneumonia MCC CC/MCC Ex0

Postmeasles pneumonia

B05.3 **Measles complicated by otitis media**

Postmeasles otitis media

B05.4 **Measles with intestinal complications** CC CC/MCC Ex0

5th B05.8 **Measles with other complications**

B05.81 **Measles keratitis and keratoconjunctivitis** CC CC/MCC Ex0

B05.89 **Other measles complications** CC CC/MCC Ex0

B05.9 **Measles without complication** CC/MCC Ex0

Measles NOS

4th B06 **Rubella [German measles]**

EXCLUDES1 *congenital rubella (P35.0)*

5th B06.0 **Rubella with neurological complications**

B06.00 **Rubella with neurological complication, unspecified** CC CC/MCC Ex0

B06.01 **Rubella encephalitis** MCC CC/MCC Ex0

Rubella meningoencephalitis

B06.02 **Rubella meningitis** CC CC/MCC Ex0

B06.09 **Other neurological complications of rubella** CC CC/MCC Ex0

5th B06.8 **Rubella with other complications**

B06.81 **Rubella pneumonia** CC CC/MCC Ex0

B06.82 **Rubella arthritis** CC HCC CC/MCC Ex0

B06.89 **Other rubella complications** CC CC/MCC Ex0

B06.9 **Rubella without complication** CC/MCC Ex0

Rubella NOS

4th B07 **Viral warts**

INCLUDES *verruca simplex*
verruca vulgaris
viral warts due to human papillomavirus

EXCLUDES2 *anogenital (venereal) warts (A63.0)*
papilloma of bladder (D41.4)
papilloma of cervix (D26.0)
papilloma larynx (D14.1)

B07.0 Plantar wart

Verruca plantaris

B07.8 Other viral warts

Common wart

Flat wart

Verruca plana

B07.9 Viral wart, unspecified

4th B08 Other viral infections characterized by skin and mucous membrane lesions, not elsewhere classified

EXCLUDES1 *vesicular stomatitis virus disease (A93.8)*

5th B08.0 Other orthopoxvirus infections

EXCLUDES2 *monkeypox (B04)*

6th B08.01 Cowpox and vaccinia not from vaccine

B08.010 Cowpox CC/MCC Ex0

B08.011 Vaccinia not from vaccine CC/MCC Ex0

EXCLUDES1 *vaccinia (from vaccination) (generalized) (T88.1)*

B08.02 Orf virus disease CC/MCC Ex0

Contagious pustular dermatitis

Ecthyma contagiosum

B08.03 Pseudocowpox [milker's node] CC/MCC Ex0

B08.04 Paravaccinia, unspecified CC/MCC Ex0

B08.09 Other orthopoxvirus infections CC/MCC Ex0

Orthopoxvirus infection NOS

B08.1 Molluscum contagiosum

5th B08.2 Exanthema subitum [sixth disease]

Roseola infantum

B08.20 Exanthema subitum [sixth disease], unspecified P CC/MCC Ex0

Roseola infantum, unspecified

B08.21 Exanthema subitum [sixth disease] due to human herpesvirus 6 P CC/MCC Ex0

Roseola infantum due to human herpesvirus 6

B08.22 Exanthema subitum [sixth disease] due to human herpesvirus 7 P CC/MCC Ex0

Roseola infantum due to human herpesvirus 7

B08.3 Erythema infectiosum [fifth disease] CC CC/MCC Ex0

B08.4 Enteroviral vesicular stomatitis with exanthem

Hand, foot and mouth disease

B08.5 Enteroviral vesicular pharyngitis

Herpangina

5th B08.6 Parapoxvirus infections

B08.60 Parapoxvirus infection, unspecified CC/MCC Ex0

B08.61 Bovine stomatitis CC/MCC Ex0

B08.62 Sealpox CC/MCC Ex0

B08.69 Other parapoxvirus infections CC/MCC Ex0

5th B08.7 Yatapoxvirus infections

B08.70 Yatapoxvirus infection, unspecified CC/MCC Ex0

B08.71 Tanapox virus disease CC CC/MCC Ex0

B08.72 Yaba pox virus disease CC/MCC Ex0

Yaba monkey tumor disease

B08.79 Other yatapoxvirus infections CC/MCC Ex0

B08.8 Other specified viral infections characterized by skin and mucous membrane lesions

Enteroviral lymphonodular pharyngitis

Foot-and-mouth disease

Poxvirus NEC

B09 Unspecified viral infection characterized by skin and mucous membrane lesions CC/MCC Ex0

Viral enanthema NOS

Viral exanthema NOS

Other human herpesviruses (B10)

4th **B10 Other human herpesviruses**

Excludes *cytomegalovirus (B25.9)*
Epstein-Barr virus (B27.0-)
herpes NOS (B00.9)
herpes simplex (B00.-)
herpes zoster (B02.-)
human herpesvirus NOS (B00.-)
human herpesvirus 1 and 2 (B00.-)
human herpesvirus 3 (B01.-, B02.-)
human herpesvirus 4 (B27.0-)
human herpesvirus 5 (B25.-)
varicella (B01.-)
zoster (B02.-)

5th **B10.0 Other human herpesvirus encephalitis**

Excludes *herpes encephalitis NOS (B00.4)*
herpes simplex encephalitis (B00.4)
human herpesvirus encephalitis (B00.4)
simian B herpes virus encephalitis (B00.4)

B10.01 Human herpesvirus 6 encephalitis MCC CC/MCC Excl

B10.09 Other human herpesvirus encephalitis MCC CC/MCC Excl

AHA: Q2 2024

Human herpesvirus 7 encephalitis

5th **B10.8 Other human herpesvirus infection**

B10.81 Human herpesvirus 6 infection CC/MCC Excl

B10.82 Human herpesvirus 7 infection CC/MCC Excl

B10.89 Other human herpesvirus infection CC/MCC Excl

Human herpesvirus 8 infection
Kaposi's sarcoma-associated herpesvirus infection

Viral hepatitis (B15-B19)

EXCLUDES *sequelae of viral hepatitis (B94.2)*

EXCLUDES *cytomegaloviral hepatitis (B25.1)*

herpesviral [herpes simplex] hepatitis (B00.81)

4th **B15 Acute hepatitis A**

B15.0 Hepatitis A with hepatic coma MCC CC/MCC Exc

B15.9 Hepatitis A without hepatic coma CC CC/MCC Exc

Hepatitis A (acute)(viral) NOS

4th **B16 Acute hepatitis B (Figure 1.3)**

B16.0 Acute hepatitis B with delta-agent with hepatic coma MCC CC/MCC Exc

B16.1 Acute hepatitis B with delta-agent without hepatic coma CC CC/MCC Exc

B16.2 Acute hepatitis B without delta-agent with hepatic coma MCC CC/MCC Exc

B16.9 Acute hepatitis B without delta-agent and without hepatic coma CC CC/MCC Exc

AHA: Q3 2016

Hepatitis B (acute) (viral) NOS

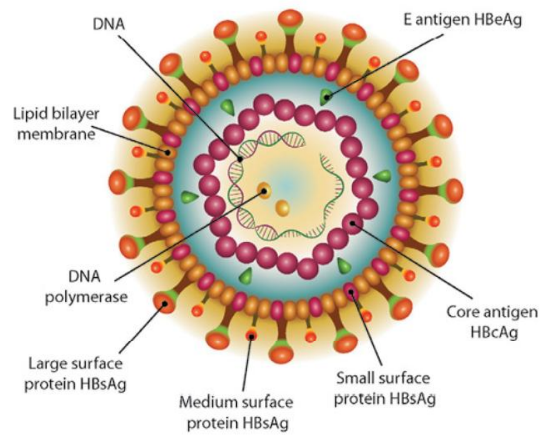

Figure 1.3 Hepatitis B Virus

4th B17 Other acute viral hepatitis

B17.0 Acute delta -(super) infection of hepatitis B carrier CC CC/MCC Ex0

5th B17.1 Acute hepatitis C

B17.10 Acute hepatitis C without hepatic coma CC RxHCC CC/MCC Ex0

Acute hepatitis C NOS

B17.11 Acute hepatitis C with hepatic coma MCC RxHCC CC/MCC Ex0

B17.2 Acute hepatitis E CC CC/MCC Ex0

B17.8 Other specified acute viral hepatitis CC CC/MCC Ex0

Hepatitis non-A non-B (acute) (viral) NEC

B17.9 Acute viral hepatitis, unspecified CC CC/MCC Ex0

Acute hepatitis NOS

Acute infectious hepatitis NOS

4th B18 Chronic viral hepatitis

INCLUDES *Carrier of viral hepatitis*

*Use additional code, if applicable, for ascites (R18.8)

B18.0 Chronic viral hepatitis B with delta-agent CC HCC RxHCC CC/MCC Ex0

B18.1 Chronic viral hepatitis B without delta-agent CC HCC RxHCC CC/MCC Ex0

Carrier of viral hepatitis B

Chronic (viral) hepatitis B

B18.2 Chronic viral hepatitis C HCC RxHCC CC/MCC Ex0

AHA: Q1 2018, Q1 2017

Carrier of viral hepatitis C

B18.8 Other chronic viral hepatitis CC HCC RxHCC CC/MCC Ex0

Carrier of other viral hepatitis

B18.9 Chronic viral hepatitis, unspecified CC HCC CC/MCC Ex0

Carrier of unspecified viral hepatitis

4th B19 Unspecified viral hepatitis

B19.0 Unspecified viral hepatitis with hepatic coma MCC CC/MCC Ex0

5th B19.1 **Unspecified viral hepatitis B**

B19.10 **Unspecified viral hepatitis B without hepatic coma** CC CC/MCC Exc

Unspecified viral hepatitis B NOS

B19.11 **Unspecified viral hepatitis B with hepatic coma** MCC CC/MCC Exc

5th B19.2 **Unspecified viral hepatitis C**

B19.20 **Unspecified viral hepatitis C without hepatic coma** RxHCC CC/MCC Exc

Viral hepatitis C NOS

B19.21 **Unspecified viral hepatitis C with hepatic coma** MCC RxHCC CC/MCC Exc

B19.9 **Unspecified viral hepatitis without hepatic coma** CC CC/MCC Exc

Viral hepatitis NOS

Human immunodeficiency virus [HIV] disease (B20)

B20 **Human immunodeficiency virus [HIV] disease** CC HCC RxHCC CC/MCC Exc

See Official Guidelines, "Patient admitted for HIV-related condition" I.C.1.a.2.b, "Asymptomatic human immunodeficiency virus" I.C.1.a.2.e, "Previously diagnosed HIV-related illness" I.C.1.a.2.g, "HIV Infection in Pregnancy, Childbirth and the Puerperium" I.C.1.a.2.h, "HIV disease or HIV positive status managed by antiretroviral medication" I.C.1.a.2.j

TIP: (1) If the patient is treated for an HIV-related condition, code first B20 followed by the condition being treated.

(2) If the patient is treated for a non-HIV-related condition, such as an injury, code first the unrelated condition, followed by B20.

AHA: Q1 2022, Q4 2022, Q2 2021, Q4 2021, Q4 2020, Q1 2019

INCLUDES *acquired immune deficiency syndrome [AIDS]*
AIDS-related complex [ARC]
HIV infection, symptomatic

Code first Human immunodeficiency virus [HIV] disease complicating pregnancy, childbirth and the puerperium, if applicable (O98.7-)

Use additional code(s) to identify all manifestations of HIV infection

EXCLUDES1 *asymptomatic human immunodeficiency virus [HIV] infection status (Z21)*
exposure to HIV virus (Z20.6)
inconclusive serologic evidence of HIV (R75)

Other viral diseases (B25-B34)

See Official Guidelines "Coronavirus Infections" I.C.1.g

4th **B25 Cytomegaloviral disease**

EXCLUDES2 *congenital cytomegalovirus infection (P35.1)*
cytomegaloviral mononucleosis (B27.1-)

B25.0 Cytomegaloviral pneumonitis HCC MCC RxHCC CC/MCC Ex0

B25.1 Cytomegaloviral hepatitis CC HCC RxHCC CC/MCC Ex0

B25.2 Cytomegaloviral pancreatitis HCC MCC RxHCC CC/MCC Ex0

B25.8 Other cytomegaloviral diseases CC HCC RxHCC CC/MCC Ex0

Cytomegaloviral encephalitis

B25.9 Cytomegaloviral disease, unspecified CC HCC RxHCC CC/MCC Ex0

4th **B26 Mumps**

DEFINITION: Mumps is a highly contagious viral disease that causes swelling and pain in the salivary glands.

INCLUDES *epidemic parotitis*
infectious parotitis

B26.0 Mumps orchitis CC CC/MCC Ex0

B26.1 Mumps meningitis MCC CC/MCC Ex0

B26.2 Mumps encephalitis MCC CC/MCC Ex0

B26.3 Mumps pancreatitis CC CC/MCC Ex0

5th **B26.8 Mumps with other complications**

B26.81 Mumps hepatitis CC CC/MCC Ex0

B26.82 Mumps myocarditis CC CC/MCC Ex0

B26.83 Mumps nephritis CC CC/MCC Ex0

B26.84 Mumps polyneuropathy CC CC/MCC Ex0

B26.85 Mumps arthritis CC HCC CC/MCC Ex0

B26.89 Other mumps complications CC CC/MCC Ex0

B26.9 Mumps without complication CC/MCC Ex0

Mumps NOS

Mumps parotitis NOS

4th B27 Infectious mononucleosis

INCLUDES *glandular fever*
monocytic angina
Pfeiffer's disease

5th B27.0 Gammaherpesviral mononucleosis (Figure 1.4)

Mononucleosis due to Epstein-Barr virus

B27.00 Gammaherpesviral mononucleosis without complication CC/MCC Ex0

B27.01 Gammaherpesviral mononucleosis with polyneuropathy CC/MCC Ex0

B27.02 Gammaherpesviral mononucleosis with meningitis CC/MCC Ex0

B27.09 Gammaherpesviral mononucleosis with other complications CC/MCC Ex0

AHA: Q2 2025, Q2 2024

Hepatomegaly in gammaherpesviral mononucleosis

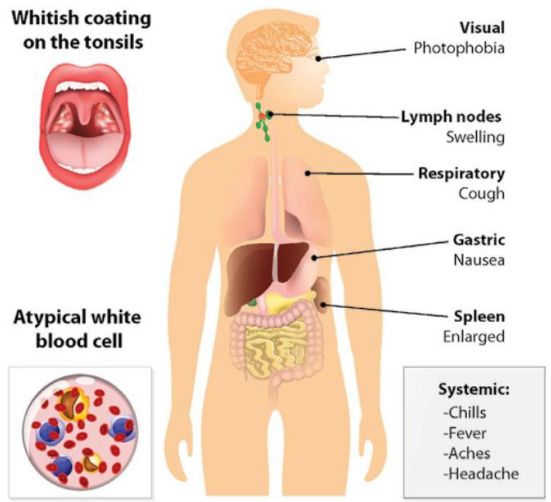

Figure 1.4 Symptoms of Mononucleosis Due to Epstein-Barr Virus

5th B27.1 Cytomegaloviral mononucleosis

B27.10 Cytomegaloviral mononucleosis without complications CC/MCC Ex0

B27.11 Cytomegaloviral mononucleosis with polyneuropathy CC/MCC Ex0

B27.12 Cytomegaloviral mononucleosis with meningitis CC/MCC Ex0

B27.19 Cytomegaloviral mononucleosis with other complication CC/MCC Ex0

Hepatomegaly in cytomegaloviral mononucleosis

5th B27.8 Other infectious mononucleosis

B27.80 Other infectious mononucleosis without complication CC/MCC Ex0

B27.81 Other infectious mononucleosis with polyneuropathy CC/MCC Ex0

B27.82 Other infectious mononucleosis with meningitis CC/MCC Ex0

B27.89 Other infectious mononucleosis with other complication CC/MCC Ex0

Hepatomegaly in other infectious mononucleosis

5th B27.9 Infectious mononucleosis, unspecified

B27.90 Infectious mononucleosis, unspecified without complication CC/MCC Ex0

B27.91 Infectious mononucleosis, unspecified with polyneuropathy CC/MCC Ex0

B27.92 Infectious mononucleosis, unspecified with meningitis CC/MCC Ex0

B27.99 Infectious mononucleosis, unspecified with other complication CC/MCC Ex0

Hepatomegaly in unspecified infectious mononucleosis

4th B30 Viral conjunctivitis

EXCLUDES1 *herpesviral [herpes simplex] ocular disease (B00.5)*

ocular zoster (B02.3)

B30.0 Keratoconjunctivitis due to adenovirus

Epidemic keratoconjunctivitis

Shipyard eye

B30.1 Conjunctivitis due to adenovirus

Acute adenoviral follicular conjunctivitis

Swimming-pool conjunctivitis

B30.2 Viral pharyngoconjunctivitis

B30.3 Acute epidemic hemorrhagic conjunctivitis (enteroviral)

Conjunctivitis due to coxsackievirus 24

Conjunctivitis due to enterovirus 70

Hemorrhagic conjunctivitis (acute)(epidemic)

B30.8 **Other viral conjunctivitis**

Newcastle conjunctivitis

B30.9 **Viral conjunctivitis, unspecified**

4th B33 **Other viral diseases, not elsewhere classified**

B33.0 **Epidemic myalgia**

Bornholm disease

B33.1 **Ross River disease** CC CC/MCC Ex0

Epidemic polyarthritis and exanthema

Ross River fever

5th B33.2 **Viral carditis**

Coxsackie (virus) carditis

B33.20 **Viral carditis, unspecified** CC CC/MCC Ex0

B33.21 **Viral endocarditis** CC CC/MCC Ex0

B33.22 **Viral myocarditis** CC CC/MCC Ex0

AHA: Q1 2025

B33.23 **Viral pericarditis** CC CC/MCC Ex0

B33.24 **Viral cardiomyopathy** HCC RxHCC CC/MCC Ex0

B33.3 **Retrovirus infections, not elsewhere classified** CC/MCC Ex0

Retrovirus infection NOS

B33.4 **Hantavirus (cardio)-pulmonary syndrome [HPS] [HCPS]** CC CC/MCC Ex0

Hantavirus disease with pulmonary manifestations

Sin nombre virus disease

Use additional code to identify any associated acute kidney failure (N17.9)

Excludes1 *hantavirus disease with renal manifestations (A98.5)*

hemorrhagic fever with renal manifestations (A98.5)

B33.8 **Other specified viral diseases** CC/MCC Ex0

Excludes1 *anogenital human papillomavirus infection (A63.0)*

viral warts due to human papillomavirus infection (B07)

4th **B34 Viral infection of unspecified site**

Excludes1 *anogenital human papillomavirus infection (A63.0)*
cytomegaloviral disease NOS (B25.9)
herpesvirus [herpes simplex] infection NOS (B00.9)
retrovirus infection NOS (B33.3)
viral agents as the cause of diseases classified elsewhere (B97.-)
viral warts due to human papillomavirus infection (B07)

B34.0 Adenovirus infection, unspecified CC/MCC Ex0

B34.1 Enterovirus infection, unspecified CC/MCC Ex0

Coxsackievirus infection NOS
Echovirus infection NOS

B34.2 Coronavirus infection, unspecified CC/MCC Ex0

AHA: Q1 2020

Excludes1 *COVID-19 (U07.1)*
pneumonia due to SARS-associated coronavirus (J12.81)

B34.3 Parvovirus infection, unspecified CC CC/MCC Ex0

B34.4 Papovavirus infection, unspecified CC/MCC Ex0

B34.8 Other viral infections of unspecified site CC/MCC Ex0

B34.9 Viral infection, unspecified CC/MCC Ex0

AHA: Q3 2016

Viremia NOS

Mycoses (B35-B49)

EXCLUDES *hypersensitivity pneumonitis due to organic dust (J67.-)*

mycosis fungoides (C84.0-)

4th B35 **Dermatophytosis**

INCLUDES *favus*

infections due to species of Epidermophyton, Micro-sporum and Trichophyton

tinea, any type except those in B36.-

B35.0 **Tinea barbae and tinea capitis**

Beard ringworm

Kerion

Scalp ringworm

Sycosis, mycotic

B35.1 **Tinea unguium**

Dermatophytic onychia

Dermatophytosis of nail

Onychomycosis

Ringworm of nails

B35.2 **Tinea manuum**

Dermatophytosis of hand

Hand ringworm

B35.3 **Tinea pedis**

Athlete's foot

Dermatophytosis of foot

Foot ringworm

B35.4 **Tinea corporis**

Ringworm of the body

B35.5 **Tinea imbricata**

Tokelau

B35.6 **Tinea cruris**

Dhobi itch

Groin ringworm

Jock itch

B35.8 **Other dermatophytoses**

Disseminated dermatophytosis

Granulomatous dermatophytosis

B35.9 **Dermatophytosis, unspecified**

Ringworm NOS

4th B36 **Other superficial mycoses**

B36.0 **Pityriasis versicolor**

Tinea flava

Tinea versicolor

B36.1 **Tinea nigra**

Keratomycosis nigricans palmaris

Microsporosis nigra

Pityriasis nigra

B36.2 **White piedra**

Tinea blanca

B36.3 **Black piedra**

B36.8 **Other specified superficial mycoses**

B36.9 **Superficial mycosis, unspecified**

4th B37 **Candidiasis**

INCLUDES *candidosis*

moniliasis

EXCLUDES1 *neonatal candidiasis (P37.5)*

B37.0 **Candidal stomatitis** CC CC/MCC EXC

Oral thrush

B37.1 **Pulmonary candidiasis** HCC MCC RxHCC CC/MCC Exc

Candidal bronchitis

Candidal pneumonia

B37.2 **Candidiasis of skin and nail** CC/MCC Exc

Candidal onychia

Candidal paronychia

Excludes1 *diaper dermatitis (L22)*

5th B37.3 **Candidiasis of vulva and vagina**

Candidal vulvovaginitis

Monilial vulvovaginitis

Vaginal thrush

B37.31 **Acute candidiasis of vulva and vagina** CC/MCC Exc

AHA: Q4 2022

Candidiasis of vulva and vagina NOS

B37.32 **Chronic candidiasis of vulva and vagina** CC/MCC Exc

AHA: Q4 2022

Recurrent candidiasis of vulva and vagina

5th B37.4 **Candidiasis of other urogenital sites**

B37.41 **Candidal cystitis and urethritis** CC HAC CC/MCC Exc

B37.42 **Candidal balanitis** CC/MCC Exc

B37.49 **Other urogenital candidiasis** CC HAC CC/MCC Exc

Candidal pyelonephritis

B37.5 **Candidal meningitis** MCC CC/MCC Exc

B37.6 **Candidal endocarditis** MCC CC/MCC Exc

B37.7 **Candidal sepsis** HCC MCC RxHCC CC/MCC Exc

AHA: Q3 2024

Disseminated candidiasis

Systemic candidiasis

5th B37.8 Candidiasis of other sites
- B37.81 Candidal esophagitis CC HCC RxHCC CC/MCC Exc
- B37.82 Candidal enteritis CC CC/MCC Exc
  - Candidal proctitis
- B37.83 Candidal cheilitis CC CC/MCC Exc
- B37.84 Candidal otitis externa CC CC/MCC Exc
- B37.89 Other sites of candidiasis CC CC/MCC Exc
  - Candidal osteomyelitis

B37.9 Candidiasis, unspecified CC/MCC Exc
- Thrush NOS

4th B38 Coccidioidomycosis

B38.0 Acute pulmonary coccidioidomycosis CC CC/MCC Exc

B38.1 Chronic pulmonary coccidioidomycosis CC CC/MCC Exc

B38.2 Pulmonary coccidioidomycosis, unspecified CC CC/MCC Exc

B38.3 Cutaneous coccidioidomycosis CC CC/MCC Exc

B38.4 Coccidioidomycosis meningitis MCC CC/MCC Exc

B38.7 Disseminated coccidioidomycosis CC CC/MCC Exc
- Generalized coccidioidomycosis

5th B38.8 Other forms of coccidioidomycosis
- B38.81 Prostatic coccidioidomycosis CC CC/MCC Exc
- B38.89 Other forms of coccidioidomycosis CC CC/MCC Exc

B38.9 Coccidioidomycosis, unspecified CC CC/MCC Exc

4th B39 Histoplasmosis

Code first associated AIDS (B20)

Use additional code for any associated manifestations, such as:
- endocarditis (I39)
- meningitis (G02)
- pericarditis (I32)
- retinitis (H32)

B39.0 Acute pulmonary histoplasmosis capsulati MCC CC/MCC Ex0

B39.1 Chronic pulmonary histoplasmosis capsulati MCC CC/MCC Ex0

B39.2 Pulmonary histoplasmosis capsulati, unspecified MCC CC/MCC Ex0

B39.3 Disseminated histoplasmosis capsulati CC CC/MCC Ex0

Generalized histoplasmosis capsulati

B39.4 Histoplasmosis capsulati, unspecified CC/MCC Ex0

American histoplasmosis

B39.5 Histoplasmosis duboisii CC/MCC Ex0

African histoplasmosis

B39.9 Histoplasmosis, unspecified CC/MCC Ex0

4th B40 Blastomycosis

EXCLUDES *Brazilian blastomycosis (B41.-)*

keloidal blastomycosis (B48.0)

B40.0 Acute pulmonary blastomycosis CC CC/MCC Ex0

B40.1 Chronic pulmonary blastomycosis CC CC/MCC Ex0

B40.2 Pulmonary blastomycosis, unspecified CC CC/MCC Ex0

B40.3 Cutaneous blastomycosis CC CC/MCC Ex0

B40.7 Disseminated blastomycosis CC CC/MCC Ex0

Generalized blastomycosis

5th B40.8 Other forms of blastomycosis

B40.81 Blastomycotic meningoencephalitis CC CC/MCC Ex0

Meningomyelitis due to blastomycosis

B40.89 Other forms of blastomycosis CC CC/MCC Ex0

B40.9 Blastomycosis, unspecified CC CC/MCC Ex0

4th B41 Paracoccidioidomycosis

INCLUDES *Brazilian blastomycosis*

Lutz' disease

B41.0 Pulmonary paracoccidioidomycosis CC CC/MCC Ex0

B41.7 Disseminated paracoccidioidomycosis CC CC/MCC Ex6
Generalized paracoccidioidomycosis
B41.8 Other forms of paracoccidioidomycosis CC CC/MCC Ex6
B41.9 Paracoccidioidomycosis, unspecified CC CC/MCC Ex6
4th B42 Sporotrichosis
B42.0 Pulmonary sporotrichosis
B42.1 Lymphocutaneous sporotrichosis
B42.7 Disseminated sporotrichosis
Generalized sporotrichosis
5th B42.8 Other forms of sporotrichosis
B42.81 Cerebral sporotrichosis
Meningitis due to sporotrichosis
B42.82 Sporotrichosis arthritis HCC
B42.89 Other forms of sporotrichosis
B42.9 Sporotrichosis, unspecified
4th B43 Chromomycosis and pheomycotic abscess
B43.0 Cutaneous chromomycosis
Dermatitis verrucosa
B43.1 Pheomycotic brain abscess
Cerebral chromomycosis
B43.2 Subcutaneous pheomycotic abscess and cyst
B43.8 Other forms of chromomycosis
B43.9 Chromomycosis, unspecified
4th B44 Aspergillosis
INCLUDES *aspergilloma*
B44.0 Invasive pulmonary aspergillosis HCC MCC RxHCC CC/MCC Ex6
B44.1 Other pulmonary aspergillosis CC HCC RxHCC CC/MCC Ex6
B44.2 Tonsillar aspergillosis CC HCC RxHCC CC/MCC Ex6

B44.7 Disseminated aspergillosis CC HCC RxHCC CC/MCC Exc

Generalized aspergillosis

5th B44.8 Other forms of aspergillosis

B44.81 Allergic bronchopulmonary aspergillosis CC HCC RxHCC CC/MCC Exc

B44.89 Other forms of aspergillosis CC HCC RxHCC CC/MCC Exc

B44.9 Aspergillosis, unspecified CC HCC RxHCC CC/MCC Exc

4th B45 Cryptococcosis

B45.0 Pulmonary cryptococcosis CC HCC RxHCC CC/MCC Exc

B45.1 Cerebral cryptococcosis HCC MCC RxHCC CC/MCC Exc

Cryptococcal meningitis

Cryptococcosis meningocerebralis

B45.2 Cutaneous cryptococcosis CC HCC RxHCC CC/MCC Exc

B45.3 Osseous cryptococcosis CC HCC RxHCC CC/MCC Exc

B45.7 Disseminated cryptococcosis CC HCC RxHCC CC/MCC Exc

Generalized cryptococcosis

B45.8 Other forms of cryptococcosis CC HCC RxHCC CC/MCC Exc

B45.9 Cryptococcosis, unspecified CC HCC RxHCC CC/MCC Exc

4th B46 Zygomycosis

B46.0 Pulmonary mucormycosis HCC MCC RxHCC CC/MCC Exc

B46.1 Rhinocerebral mucormycosis HCC MCC RxHCC CC/MCC Exc

B46.2 Gastrointestinal mucormycosis HCC MCC RxHCC CC/MCC Exc

B46.3 Cutaneous mucormycosis HCC MCC RxHCC CC/MCC Exc

Subcutaneous mucormycosis

B46.4 Disseminated mucormycosis HCC MCC RxHCC CC/MCC Exc

Generalized mucormycosis

B46.5 Mucormycosis, unspecified HCC MCC RxHCC CC/MCC Exc

B46.8 Other zygomycoses HCC MCC RxHCC CC/MCC Exc

Entomophthoromycosis

B46.9 **Zygomycosis, unspecified** HCC MCC RxHCC CC/MCC Ex0

Phycomycosis NOS

4th B47 **Mycetoma**

B47.0 **Eumycetoma** CC CC/MCC Ex0

Madura foot, mycotic

Maduromycosis

B47.1 **Actinomycetoma** CC CC/MCC Ex0

B47.9 **Mycetoma, unspecified** CC CC/MCC Ex0

Madura foot NOS

4th B48 **Other mycoses, not elsewhere classified**

B48.0 **Lobomycosis**

Keloidal blastomycosis

Lobo's disease

B48.1 **Rhinosporidiosis**

B48.2 **Allescheriasis** CC CC/MCC Ex0

Infection due to Pseudallescheria boydii

EXCLUDES1 *eumycetoma (B47.0)*

B48.3 **Geotrichosis** CC CC/MCC Ex0

Geotrichum stomatitis

B48.4 **Penicillosis** CC HCC RxHCC CC/MCC Ex0

Talaromycosis

B48.8 **Other specified mycoses** CC HCC RxHCC CC/MCC Ex0

Adiaspiromycosis

Infection of tissue and organs by Alternaria

Infection of tissue and organs by Drechslera

Infection of tissue and organs by Fusarium

Infection of tissue and organs by saprophytic fungi NEC

B49 **Unspecified mycosis** CC CC/MCC Ex0

Fungemia NOS

Protozoal diseases (B50-B64)

EXCLUDES *amebiasis (A06.-)*
other protozoal intestinal diseases (A07.-)

4th B50 **Plasmodium falciparum malaria**

INCLUDES *mixed infections of Plasmodium falciparum with any other Plasmodium species*

B50.0 **Plasmodium falciparum malaria with cerebral complications** CC CC/MCC Ex0

Cerebral malaria NOS

B50.8 **Other severe and complicated Plasmodium falciparum malaria** CC CC/MCC Ex0

Severe or complicated Plasmodium falciparum malaria NOS

B50.9 **Plasmodium falciparum malaria, unspecified** MCC CC/MCC Ex0

4th B51 **Plasmodium vivax malaria**

INCLUDES *mixed infections of Plasmodium vivax with other Plasmodium species, except Plasmodium falciparum*

EXCLUDES *plasmodium vivax with Plasmodium falciparum (B50.-)*

B51.0 **Plasmodium vivax malaria with rupture of spleen** CC CC/MCC Ex0

B51.8 **Plasmodium vivax malaria with other complications** CC CC/MCC Ex0

B51.9 **Plasmodium vivax malaria without complication** CC CC/MCC Ex0

Plasmodium vivax malaria NOS

4th B52 **Plasmodium malariae malaria**

INCLUDES *mixed infections of Plasmodium malariae with other Plasmodium species, except Plasmodium falciparum and Plasmodium vivax*

EXCLUDES *Plasmodium falciparum (B50.-)*
Plasmodium vivax (B51.-)

B52.0 **Plasmodium malariae malaria with nephropathy** CC CC/MCC Ex0

B52.8 **Plasmodium malariae malaria with other complications** CC CC/MCC Ex0

B52.9 **Plasmodium malariae malaria without complication** CC CC/MCC Ex0

Plasmodium malariae malaria NOS

4th B53 **Other specified malaria**

B53.0 **Plasmodium ovale malaria** CC CC/MCC Ex0

EXCLUDES *Plasmodium ovale with Plasmodium falciparum (B50.-)*
Plasmodium ovale with Plasmodium malariae (B52.-)
Plasmodium ovale with Plasmodium vivax (B51.-)

B53.1 **Malaria due to simian plasmodia** CC CC/MCC Ex0

EXCLUDES *Malaria due to simian plasmodia with Plasmodium falciparum (B50.-)*
Malaria due to simian plasmodia with Plasmodium malariae (B52.-)
Malaria due to simian plasmodia with Plasmodium ovale (B53.0)
Malaria due to simian plasmodia with Plasmodium vivax (B51.-)

B53.8 **Other malaria, not elsewhere classified** CC CC/MCC Ex0

B54 **Unspecified malaria** CC CC/MCC Ex0

4th B55 **Leishmaniasis**

B55.0 **Visceral leishmaniasis** CC CC/MCC Ex0
Kala-azar
Post-kala-azar dermal leishmaniasis

B55.1 **Cutaneous leishmaniasis** CC CC/MCC Ex0

B55.2 **Mucocutaneous leishmaniasis** CC CC/MCC Ex0

B55.9 **Leishmaniasis, unspecified** CC CC/MCC Ex0

4th B56 **African trypanosomiasis**

B56.0 **Gambiense trypanosomiasis** CC CC/MCC Ex0
Infection due to Trypanosoma brucei gambiense
West African sleeping sickness

B56.1 **Rhodesiense trypanosomiasis** CC CC/MCC Ex0
East African sleeping sickness
Infection due to Trypanosoma brucei rhodesiense

B56.9 **African trypanosomiasis, unspecified** CC CC/MCC Ex0
Sleeping sickness NOS

4th B57 **Chagas' disease**

INCLUDES *American trypanosomiasis*
infection due to Trypanosoma cruzi

B57.0 **Acute Chagas' disease with heart involvement** CC CC/MCC Ex0
Acute Chagas' disease with myocarditis

B57.1 **Acute Chagas' disease without heart involvement** CC CC/MCC Ex0
Acute Chagas' disease NOS

B57.2 Chagas' disease (chronic) with heart involvement CC CC/MCC Ex0

American trypanosomiasis NOS
Chagas' disease (chronic) NOS
Chagas' disease (chronic) with myocarditis
Trypanosomiasis NOS

5th B57.3 Chagas' disease (chronic) with digestive system involvement

B57.30 Chagas' disease with digestive system involvement, unspecified CC CC/MCC Ex0
B57.31 Megaesophagus in Chagas' disease CC CC/MCC Ex0
B57.32 Megacolon in Chagas' disease CC CC/MCC Ex0
B57.39 Other digestive system involvement in Chagas' disease CC CC/MCC Ex0

5th B57.4 Chagas' disease (chronic) with nervous system involvement

B57.40 Chagas' disease with nervous system involvement, unspecified CC CC/MCC Ex0
B57.41 Meningitis in Chagas' disease CC CC/MCC Ex0
B57.42 Meningoencephalitis in Chagas' disease CC CC/MCC Ex0
B57.49 Other nervous system involvement in Chagas' disease CC CC/MCC Ex0

B57.5 Chagas' disease (chronic) with other organ involvement CC CC/MCC Ex0

4th B58 Toxoplasmosis

INCLUDES *infection due to Toxoplasma gondii*
EXCLUDES *congenital toxoplasmosis (P37.1)*

5th B58.0 Toxoplasma oculopathy

B58.00 Toxoplasma oculopathy, unspecified CC CC/MCC Ex0
B58.01 Toxoplasma chorioretinitis CC CC/MCC Ex0
B58.09 Other toxoplasma oculopathy CC CC/MCC Ex0

Toxoplasma uveitis

B58.1 Toxoplasma hepatitis CC CC/MCC Ex0
B58.2 Toxoplasma meningoencephalitis HCC MCC RxHCC CC/MCC Ex0
B58.3 Pulmonary toxoplasmosis HCC MCC RxHCC CC/MCC Ex0

5th B58.8 Toxoplasmosis with other organ involvement
B58.81 Toxoplasma myocarditis MCC CC/MCC Exc
B58.82 Toxoplasma myositis CC CC/MCC Exc
B58.83 Toxoplasma tubulo-interstitial nephropathy CC CC/MCC Exc
Toxoplasma pyelonephritis
B58.89 Toxoplasmosis with other organ involvement CC CC/MCC Exc
B58.9 Toxoplasmosis, unspecified CC CC/MCC Exc
B59 Pneumocystosis HCC MCC RxHCC CC/MCC Exc
Pneumonia due to Pneumocystis carinii
Pneumonia due to Pneumocystis jirovecii
4th B60 Other protozoal diseases, not elsewhere classified
EXCLUDES1 *cryptosporidiosis (A07.2)*
intestinal microsporidiosis (A07.8)
isosporiasis (A07.3)
5th B60.0 Babesiosis
B60.00 Babesiosis, unspecified CC CC/MCC Exc
AHA: Q4 2020
Babesiosis due to unspecified Babesia species
Piroplasmosis, unspecified
B60.01 Babesiosis due to Babesia microti CC CC/MCC Exc
AHA: Q4 2020
Infection due to B. microti
B60.02 Babesiosis due to Babesia duncani CC CC/MCC Exc
AHA: Q4 2020
Infection due to B. duncani and B. duncani-type species
B60.03 Babesiosis due to Babesia divergens CC CC/MCC Exc
AHA: Q4 2020
Babesiosis due to Babesia MO-1
Infection due to B. divergens and B. divergens-like strains

B60.09 **Other babesiosis** CC CC/MCC Ex0

AHA: Q4 2020

Babesiosis due to Babesia KO-1

Babesiosis due to Babesia venatorum

Infection due to other Babesia species

Infection due to other protozoa of the order Piroplasmida

Other piroplasmosis

5th B60.1 **Acanthamebiasis**

B60.10 **Acanthamebiasis, unspecified** CC CC/MCC Ex0

B60.11 **Meningoencephalitis due to Acanthamoeba (culbertsoni)** CC/MCC Ex0

B60.12 **Conjunctivitis due to Acanthamoeba**

B60.13 **Keratoconjunctivitis due to Acanthamoeba**

B60.19 **Other acanthamebic disease** CC CC/MCC Ex0

B60.2 **Naegleriasis** CC CC/MCC Ex0

Primary amebic meningoencephalitis

B60.8 **Other specified protozoal diseases** CC/MCC Ex0

Microsporidiosis

B64 **Unspecified protozoal disease** CC/MCC Ex0

Helminthiases (B65-B83)

4th B65 **Schistosomiasis [bilharziasis]**

INCLUDES *snail fever*

B65.0 **Schistosomiasis due to Schistosoma haematobium [urinary schistosomiasis]** CC CC/MCC Ex0

B65.1 **Schistosomiasis due to Schistosoma mansoni [intestinal schistosomiasis]** CC CC/MCC Ex0

B65.2 **Schistosomiasis due to Schistosoma japonicum** CC CC/MCC Ex0

Asiatic schistosomiasis

B65.3 **Cercarial dermatitis** CC CC/MCC Ex0

Swimmer's itch

B65.8 **Other schistosomiasis** CC CC/MCC Ex0

Infection due to Schistosoma intercalatum

Infection due to Schistosoma mattheei

Infection due to Schistosoma mekongi

B65.9 **Schistosomiasis, unspecified** CC CC/MCC Ex0

4th B66 **Other fluke infections**

B66.0 **Opisthorchiasis** CC CC/MCC Ex0

Infection due to cat liver fluke

Infection due to Opisthorchis (felineus)(viverrini)

B66.1 **Clonorchiasis** CC CC/MCC Ex0

Chinese liver fluke disease

Infection due to Clonorchis sinensis

Oriental liver fluke disease

B66.2 **Dicroceliasis** CC CC/MCC Ex0

Infection due to Dicrocoelium dendriticum

Lancet fluke infection

B66.3 **Fascioliasis** CC CC/MCC Ex0

Infection due to Fasciola gigantica
Infection due to Fasciola hepatica
Infection due to Fasciola indica
Sheep liver fluke disease

B66.4 **Paragonimiasis** CC CC/MCC Ex0

Infection due to Paragonimus species
Lung fluke disease
Pulmonary distomiasis

B66.5 **Fasciolopsiasis** CC CC/MCC Ex0

Infection due to Fasciolopsis buski
Intestinal distomiasis

B66.8 **Other specified fluke infections** CC CC/MCC Ex0

Echinostomiasis
Heterophyiasis
Metagonimiasis
Nanophyetiasis
Watsoniasis

B66.9 **Fluke infection, unspecified** CC/MCC Ex0

4th B67 **Echinococcosis**

INCLUDES *hydatidosis*

B67.0 **Echinococcus granulosus infection of liver** CC CC/MCC Ex0

B67.1 **Echinococcus granulosus infection of lung** CC CC/MCC Ex0

B67.2 **Echinococcus granulosus infection of bone** CC CC/MCC Ex0

5th B67.3 **Echinococcus granulosus infection, other and multiple sites**

B67.31 **Echinococcus granulosus infection, thyroid gland** CC CC/MCC Ex0

B67.32 **Echinococcus granulosus infection, multiple sites** CC CC/MCC Ex0

B67.39 **Echinococcus granulosus infection, other sites** CC CC/MCC Ex0

B67.4 **Echinococcus granulosus infection, unspecified** CC CC/MCC Ex0

Dog tapeworm (infection)

B67.5 Echinococcus multilocularis infection of liver CC CC/MCC Ex0

5th B67.6 Echinococcus multilocularis infection, other and multiple sites

B67.61 Echinococcus multilocularis infection, multiple sites CC CC/MCC Ex0

B67.69 Echinococcus multilocularis infection, other sites CC CC/MCC Ex0

B67.7 Echinococcus multilocularis infection, unspecified CC CC/MCC Ex0

B67.8 Echinococcosis, unspecified, of liver CC CC/MCC Ex0

5th B67.9 Echinococcosis, other and unspecified

B67.90 Echinococcosis, unspecified CC CC/MCC Ex0

Echinococcosis NOS

B67.99 Other echinococcosis CC CC/MCC Ex0

4th B68 Taeniasis (Figure 1.5)

EXCLUDES1 *cysticercosis (B69.-)*

B68.0 Taenia solium taeniasis CC CC/MCC Ex0

Pork tapeworm (infection)

B68.1 Taenia saginata taeniasis CC CC/MCC Ex0

Beef tapeworm (infection)

Infection due to adult tapeworm Taenia saginata

B68.9 Taeniasis, unspecified CC CC/MCC Ex0



Figure 1.5 Taeniasis

4th B69 **Cysticercosis**

INCLUDES *cysticerciasis infection due to larval form of Taenia solium*

B69.0 **Cysticercosis of central nervous system** CC CC/MCC Ex0

B69.1 **Cysticercosis of eye** CC CC/MCC Ex0

5th B69.8 **Cysticercosis of other sites**

B69.81 **Myositis in cysticercosis** CC CC/MCC Ex0

B69.89 **Cysticercosis of other sites** CC CC/MCC Ex0

B69.9 **Cysticercosis, unspecified** CC CC/MCC Ex0

4th B70 **Diphyllobothriasis and sparganosis**

B70.0 **Diphyllobothriasis** CC CC/MCC Ex0

Diphyllobothrium (adult) (latum) (pacificum) infection

Fish tapeworm (infection)

EXCLUDES *larval diphyllobothriasis (B70.1)*

B70.1 **Sparganosis** CC CC/MCC Ex0

Infection due to Sparganum (mansoni) (proliferum)

Infection due to Spirometra larva

Larval diphyllobothriasis

Spirometrosis

4th B71 **Other cestode infections**

B71.0 **Hymenolepiasis** CC CC/MCC Ex0

Dwarf tapeworm infection

Rat tapeworm (infection)

B71.1 **Dipylidiasis** CC CC/MCC Ex0

B71.8 **Other specified cestode infections** CC CC/MCC Ex0

Coenurosis

B71.9 **Cestode infection, unspecified** CC/MCC Ex0

Tapeworm (infection) NOS

B72 Dracunculiasis CC CC/MCC Ex0

INCLUDES *guinea worm infection*
infection due to Dracunculus medinensis

4th **B73 Onchocerciasis**

INCLUDES *onchocerca volvulus infection*
onchocercosis
river blindness

5th **B73.0 Onchocerciasis with eye disease**

B73.00 Onchocerciasis with eye involvement, unspecified CC CC/MCC Ex0

B73.01 Onchocerciasis with endophthalmitis CC CC/MCC Ex0

B73.02 Onchocerciasis with glaucoma CC CC/MCC Ex0

B73.09 Onchocerciasis with other eye involvement CC CC/MCC Ex0

Infestation of eyelid due to onchocerciasis

B73.1 Onchocerciasis without eye disease CC CC/MCC Ex0

4th **B74 Filariasis**

Excludes1 *onchocerciasis (B73)*
tropical (pulmonary) eosinophilia NOS (J82.89)

B74.0 Filariasis due to Wuchereria bancrofti CC CC/MCC Ex0

Bancroftian elephantiasis
Bancroftian filariasis

B74.1 Filariasis due to Brugia malayi CC CC/MCC Ex0

B74.2 Filariasis due to Brugia timori CC CC/MCC Ex0

B74.3 Loiasis CC CC/MCC Ex0

Calabar swelling
Eyeworm disease of Africa
Loa loa infection

B74.4 **Mansonelliasis** CC CC/MCC Ex0

Infection due to Mansonella ozzardi

Infection due to Mansonella perstans

Infection due to Mansonella streptocerca

B74.8 **Other filariases** CC CC/MCC Ex0

Dirofilariasis

B74.9 **Filariasis, unspecified** CC CC/MCC Ex0

B75 **Trichinellosis** CC CC/MCC Ex0

INCLUDES *infection due to Trichinella species*

trichiniasis

4th B76 **Hookworm diseases**

INCLUDES *uncinariasis*

B76.0 **Ancylostomiasis** CC CC/MCC Ex0

Infection due to Ancylostoma species

B76.1 **Necatoriasis** CC CC/MCC Ex0

Infection due to Necator americanus

B76.8 **Other hookworm diseases** CC CC/MCC Ex0

B76.9 **Hookworm disease, unspecified** CC CC/MCC Ex0

Cutaneous larva migrans NOS

4th B77 **Ascariasis**

INCLUDES *ascaridiasis*

roundworm infection

B77.0 **Ascariasis with intestinal complications** CC CC/MCC Ex0

5th B77.8 **Ascariasis with other complications**

B77.81 **Ascariasis pneumonia** MCC CC/MCC Ex0

B77.89 **Ascariasis with other complications** CC CC/MCC Ex0

B77.9 **Ascariasis, unspecified** CC CC/MCC Ex0

B78 **Strongyloidiasis**

EXCLUDES *trichostrongyliasis (B81.2)*

B78.0 **Intestinal strongyloidiasis** CC CC/MCC Ex0

B78.1 **Cutaneous strongyloidiasis** CC/MCC Ex0

B78.7 **Disseminated strongyloidiasis** CC CC/MCC Ex0

B78.9 **Strongyloidiasis, unspecified** CC CC/MCC Ex0

B79 **Trichuriasis** CC CC/MCC Ex0

INCLUDES *trichocephaliasis*
whipworm (disease)(infection)

B80 **Enterobiasis** CC CC/MCC Ex0

INCLUDES *oxyuriasis*
pinworm infection
threadworm infection

B81 **Other intestinal helminthiases, not elsewhere classified**

EXCLUDES *angiostrongyliasis due to:*
Angiostrongylus cantonensis (B83.2)
Parastrongylus cantonensis (B83.2)

B81.0 **Anisakiasis** CC CC/MCC Ex0

Infection due to Anisakis larva

B81.1 **Intestinal capillariasis** CC CC/MCC Ex0

Capillariasis NOS
Infection due to Capillaria philippinensis

EXCLUDES *hepatic capillariasis (B83.8)*

B81.2 **Trichostrongyliasis** CC CC/MCC Ex0

B81.3 **Intestinal angiostrongyliasis** CC CC/MCC Ex0

Angiostrongyliasis due to:
Angiostrongylus costaricensis
Parastrongylus costaricensis

B81.4 **Mixed intestinal helminthiases** CC CC/MCC Ex0

Infection due to intestinal helminths classified to more than one of the categories B65.0-B81.3 and B81.8

Mixed helminthiasis NOS

B81.8 **Other specified intestinal helminthiases** CC CC/MCC Ex0

Infection due to Oesophagostomum species [esophagostomiasis]

Infection due to Ternidens diminutus [ternidensiasis]

4th B82 **Unspecified intestinal parasitism**

B82.0 **Intestinal helminthiasis, unspecified** CC CC/MCC Ex0

B82.9 **Intestinal parasitism, unspecified** CC/MCC Ex0

4th B83 **Other helminthiases**

EXCLUDES *capillariasis NOS (B81.1)*

EXCLUDES *intestinal capillariasis (B81.1)*

B83.0 **Visceral larva migrans** CC/MCC Ex0

Toxocariasis

B83.1 **Gnathostomiasis** CC/MCC Ex0

Wandering swelling

B83.2 **Angiostrongyliasis due to Parastrongylus cantonensis** CC/MCC Ex0

Eosinophilic meningoencephalitis due to Parastrongylus cantonensis

EXCLUDES *intestinal angiostrongyliasis (B81.3)*

B83.3 **Syngamiasis** CC/MCC Ex0

Syngamosis

B83.4 **Internal hirudiniasis**

EXCLUDES *external hirudiniasis (B88.3)*

B83.8 **Other specified helminthiases** CC/MCC Ex0

Acanthocephaliasis

Gongylonemiasis

Hepatic capillariasis

Metastrongyliasis

Thelaziasis

B83.9 **Helminthiasis, unspecified** CC/MCC Ex0

Worms NOS

EXCLUDES *intestinal helminthiasis NOS (B82.0)*

Pediculosis, acariasis and other infestations (B85-B89)

4th B85 **Pediculosis and phthiriasis**

DEFINITION: Pediculosis and phthiriasis are infestation of lice, which are small, parasitic insects.

B85.0 **Pediculosis due to Pediculus humanus capitis**

Head-louse infestation

B85.1 **Pediculosis due to Pediculus humanus corporis**

Body-louse infestation

B85.2 **Pediculosis, unspecified**

B85.3 **Phthiriasis**

Infestation by crab-louse
Infestation by Phthirus pubis

B85.4 **Mixed pediculosis and phthiriasis**

Infestation classifiable to more than one of the categories B85.0-B85.3

B86 **Scabies**

Sarcoptic itch

4th B87 **Myiasis**

INCLUDES *infestation by larva of flies*

B87.0 **Cutaneous myiasis**

Creeping myiasis

B87.1 **Wound myiasis**

Traumatic myiasis

B87.2 **Ocular myiasis**

B87.3 **Nasopharyngeal myiasis**

Laryngeal myiasis

B87.4 **Aural myiasis**

5th B87.8 **Myiasis of other sites**

B87.81 **Genitourinary myiasis**

B87.82 **Intestinal myiasis**

B87.89 **Myiasis of other sites**

B87.9 **Myiasis, unspecified**

4th B88 **Other infestations**

5th B88.0 **Other acariasis**

Excludes *scabies (B86)*

● B88.01 **Infestation by Demodex mites**

*Demodex brevis infestation

*Demodex folliculorum infestation

***Code also,** if applicable, eyelid inflammation (H01.8-)

● B88.09 **Other acariasis**

*Acarine dermatitis

*Dermatitis due to Dermanyssus gallinae

*Dermatitis due to Liponyssoides sanguineus

*Trombiculosis

B88.1 **Tungiasis [sandflea infestation]**

B88.2 **Other arthropod infestations**

Scarabiasis

B88.3 **External hirudiniasis**

Leech infestation NOS

Excludes *internal hirudiniasis (B83.4)*

B88.8 **Other specified infestations**

Ichthyoparasitism due to Vandellia cirrhosa

Linguatulosis

Porocephaliasis

B88.9 **Infestation, unspecified**

Infestation (skin) NOS

Infestation by mites NOS

Skin parasites NOS

B89 **Unspecified parasitic disease** CC/MCC Ex

Sequelae of infectious and parasitic diseases (B90-B94)

NOTES Categories B90-B94 are to be used to indicate conditions in categories A00-B89 as the cause of sequelae, which are themselves classified elsewhere. The 'sequelae' include conditions specified as such; they also include residuals of diseases classifiable to the above categories if there is evidence that the disease itself is no longer present. Codes from these categories are not to be used for chronic infections. Code chronic current infections to active infectious disease as appropriate.

Code first condition resulting from (sequela) the infectious or parasitic disease

4th **B90 Sequelae of tuberculosis**

- **B90.0 Sequelae of central nervous system tuberculosis** POA CC/MCC Ex6
- **B90.1 Sequelae of genitourinary tuberculosis** POA CC/MCC Ex6
- **B90.2 Sequelae of tuberculosis of bones and joints** POA
- **B90.8 Sequelae of tuberculosis of other organs** POA

  EXCLUDES *sequelae of respiratory tuberculosis (B90.9)*
- **B90.9 Sequelae of respiratory and unspecified tuberculosis** POA CC/MCC Ex6

  Sequelae of tuberculosis NOS

B91 Sequelae of poliomyelitis POA

EXCLUDES *postpolio syndrome (G14)*

B92 Sequelae of leprosy POA CC/MCC Ex6

4th **B94 Sequelae of other and unspecified infectious and parasitic diseases**

- **B94.0 Sequelae of trachoma** POA
- **B94.1 Sequelae of viral encephalitis** POA
- **B94.2 Sequelae of viral hepatitis** POA CC/MCC Ex6
- **B94.8 Sequelae of other specified infectious and parasitic diseases** POA CC/MCC Ex6

  AHA: Q1 2021, Q4 2021, Q3 2020
- **B94.9 Sequelae of unspecified infectious and parasitic disease** POA CC/MCC Ex6

  EXCLUDES *post COVID-19 condition (U09.9)*

Bacterial and viral infectious agents (B95-B97)

NOTES These categories are provided for use as supplementary or additional codes to identify the infectious agent(s) in diseases classified elsewhere.

4th B95 **Streptococcus, Staphylococcus, and Enterococcus as the cause of diseases classified elsewhere**

See Official Guidelines, "Multiple coding for a single condition" I.B.7, "Infectious agents as the cause of diseases classified to other chapters" I.C.1.b, "Puerperal sepsis" I.C.15.k, "Bacterial Sepsis of Newborn" I.C.16.f

TIP: Code first the type of infection from elsewhere in the book.

B95.0 **Streptococcus, group A, as the cause of diseases classified elsewhere** POxIn

AHA: Q1 2018

B95.1 **Streptococcus, group B, as the cause of diseases classified elsewhere** POxIn

AHA: Q1 2020, Q2 2019, Q1 2018, Q4 2018

B95.2 **Enterococcus as the cause of diseases classified elsewhere** POxIn

AHA: Q1 2018

B95.3 **Streptococcus pneumoniae as the cause of diseases classified elsewhere** POxIn

AHA: Q1 2018

B95.4 **Other streptococcus as the cause of diseases classified elsewhere** POxIn

AHA: Q1 2025, Q1 2018

B95.5 **Unspecified streptococcus as the cause of diseases classified elsewhere** POxIn

AHA: Q1 2018

5th B95.6 **Staphylococcus aureus as the cause of diseases classified elsewhere**

See Official Guidelines, "Other codes for MRSA infection" I.C.1.e.1.b, "Combination codes for MRSA infections" I.C.1.e.1.a

B95.61 **Methicillin susceptible Staphylococcus aureus infection as the cause of diseases classified elsewhere** POxIn

AHA: Q1 2018

Methicillin susceptible Staphylococcus aureus (MSSA) infection as the cause of diseases classified elsewhere

Staphylococcus aureus infection NOS as the cause of diseases classified elsewhere

B95.62 **Methicillin resistant Staphylococcus aureus infection as the cause of diseases classified elsewhere** POxIn

AHA: Q1 2018, Q1 2016

Methicillin resistant staphylococcus aureus (MRSA) infection as the cause of diseases classified elsewhere

B95.7 **Other staphylococcus as the cause of diseases classified elsewhere** POxIn

AHA: Q1 2018

B95.8 **Unspecified staphylococcus as the cause of diseases classified elsewhere** PDxIn

AHA: Q1 2018

4th B96 **Other bacterial agents as the cause of diseases classified elsewhere**

See Official Guidelines, "Multiple coding for a single condition" I.B.7, "Infectious agents as the cause of diseases classified to other chapters" I.C.1.b, "Puerperal sepsis" I.C.15.k, "Bacterial Sepsis of Newborn" I.C.16.f

TIP: Code first the type of infection from elsewhere in the book.

B96.0 **Mycoplasma pneumoniae [M. pneumoniae] as the cause of diseases classified elsewhere** PDxIn

AHA: Q1 2018

Pleuro-pneumonia-like-organism [PPLO]

B96.1 **Klebsiella pneumoniae [K. pneumoniae] as the cause of diseases classified elsewhere** PDxIn

AHA: Q1 2018

5th B96.2 **Escherichia coli [E. coli] as the cause of diseases classified elsewhere**

B96.20 **Unspecified Escherichia coli [E. coli] as the cause of diseases classified elsewhere** PDxIn

AHA: Q1 2022, Q1 2018, Q4 2018

Escherichia coli [E. coli] NOS

B96.21 **Shiga toxin-producing Escherichia coli [E. coli] [STEC] O157 as the cause of diseases classified elsewhere** PDxIn

AHA: Q1 2018

E. coli O157:H- (nonmotile) with confirmation of Shiga toxin

E. coli O157 with confirmation of Shiga toxin when H antigen is unknown, or is not H7

O157:H7 Escherichia coli ▶[E. coli]◀ with or without confirmation of Shiga toxin-production

Shiga toxin-producing Escherichia coli ▶[E. coli]◀ O157:H7 with or without confirmation of Shiga toxin-production

STEC O157:H7 with or without confirmation of Shiga toxin-production

B96.22 **Other specified Shiga toxin-producing Escherichia coli [E. coli] [STEC] as the cause of diseases classified elsewhere** PDxIn

AHA: Q1 2018

Non-O157 Shiga toxin-producing Escherichia coli ▶[E. coli]◀

Non-O157 Shiga toxin-producing Escherichia coli ▶[E. coli]◀ with known O group

B96.23 **Unspecified Shiga toxin-producing Escherichia coli [E. coli] [STEC] as the cause of diseases classified elsewhere** PDxIn

AHA: Q1 2018

Shiga toxin-producing Escherichia coli [E. coli] with unspecified O group

STEC NOS

B96.29 Other Escherichia coli [E. coli] as the cause of diseases classified elsewhere PDxIn

AHA: Q1 2018

Non-Shiga toxin-producing E. coli

B96.3 Hemophilus influenzae [H. influenzae] as the cause of diseases classified elsewhere PDxIn

AHA: Q1 2018

B96.4 Proteus (mirabilis) (morganii) as the cause of diseases classified elsewhere PDxIn

AHA: Q1 2018

B96.5 Pseudomonas (aeruginosa) (mallei) (pseudomallei) as the cause of diseases classified elsewhere PDxIn

See Official Guidelines, "Documentation of Ventilator associated Pneumonia" I.C.10.d.1

AHA: Q1 2018, Q1 2015

B96.6 Bacteroides fragilis [B. fragilis] as the cause of diseases classified elsewhere PDxIn

AHA: Q1 2018

B96.7 Clostridium perfringens [C. perfringens] as the cause of diseases classified elsewhere PDxIn

AHA: Q1 2018

5th B96.8 Other specified bacterial agents as the cause of diseases classified elsewhere

B96.81 Helicobacter pylori [H. pylori] as the cause of diseases classified elsewhere PDxIn

AHA: Q1 2018

B96.82 Vibrio vulnificus as the cause of diseases classified elsewhere PDxIn

AHA: Q1 2018

B96.83 Acinetobacter baumannii as the cause of diseases classified elsewhere PDxIn

B96.89 Other specified bacterial agents as the cause of diseases classified elsewhere PDxIn

AHA: Q1 2018

4th B97 Viral agents as the cause of diseases classified elsewhere

See Official Guidelines, "Infectious agents as the cause of diseases classified to other chapters" I.C.1.b

TIP: Code first the type of infection from elsewhere in the book.

B97.0 Adenovirus as the cause of diseases classified elsewhere PDxIn

AHA: Q1 2018

5th B97.1 Enterovirus as the cause of diseases classified elsewhere

B97.10 Unspecified enterovirus as the cause of diseases classified elsewhere PDxIn

AHA: Q1 2018

B97.11 Coxsackievirus as the cause of diseases classified elsewhere PDxIn

AHA: Q1 2018

B97.12 Echovirus as the cause of diseases classified elsewhere PDxIn

AHA: Q1 2018

B97.19 Other enterovirus as the cause of diseases classified elsewhere PDxIn

AHA: Q1 2018

5th B97.2 Coronavirus as the cause of diseases classified elsewhere

B97.21 SARS-associated coronavirus as the cause of diseases classified elsewhere CC PDxIn CC/MCC Ex0

AHA: Q1 2018

EXCLUDES1 *pneumonia due to SARS-associated coronavirus (J12.81)*

B97.29 Other coronavirus as the cause of diseases classified elsewhere PDxIn

AHA: Q1 2020, Q1 2018

5th B97.3 Retrovirus as the cause of diseases classified elsewhere

EXCLUDES1 *Human immunodeficiency virus [HIV] disease (B20)*

B97.30 Unspecified retrovirus as the cause of diseases classified elsewhere PDxIn

AHA: Q1 2018

B97.31 Lentivirus as the cause of diseases classified elsewhere PDxIn

AHA: Q1 2018

B97.32 Oncovirus as the cause of diseases classified elsewhere PDxIn

AHA: Q1 2018

B97.33 Human T-cell lymphotrophic virus, type I [HTLV-I] as the cause of diseases classified elsewhere CC PDxIn CC/MCC Ex0

AHA: Q1 2018

B97.34 Human T-cell lymphotrophic virus, type II [HTLV-II] as the cause of diseases classified elsewhere CC PDxIn CC/MCC Ex0

AHA: Q1 2018

B97.35 Human immunodeficiency virus, type 2 [HIV 2] as the cause of diseases classified elsewhere CC HCC RxHCC PDxIn CC/MCC Ex0

AHA: Q1 2018

B97.39 Other retrovirus as the cause of diseases classified elsewhere PDxIn

AHA: Q1 2018

B97.4 Respiratory syncytial virus as the cause of diseases classified elsewhere PDxIn

AHA: Q1 2018

RSV as the cause of diseases classified elsewhere

Code first related disorders, such as:

otitis media (H65.-)

upper respiratory infection (J06.9)

EXCLUDES1 *acute bronchiolitis due to respiratory syncytial virus (RSV) (J21.0)*

acute bronchitis due to respiratory syncytial virus (RSV) (J20.5)

respiratory syncytial virus (RSV) pneumonia (J12.1)

B97.5 Reovirus as the cause of diseases classified elsewhere PDxIn

AHA: Q1 2018

B97.6 Parvovirus as the cause of diseases classified elsewhere PDxIn

AHA: Q1 2018

B97.7 Papillomavirus as the cause of diseases classified elsewhere PDxIn

AHA: Q1 2018

5th B97.8 Other viral agents as the cause of diseases classified elsewhere

B97.81 Human metapneumovirus as the cause of diseases classified elsewhere PDxIn

AHA: Q1 2018

B97.89 Other viral agents as the cause of diseases classified elsewhere PDxIn

AHA: Q1 2018, Q3 2016

Other Infectious diseases (B99)

4th B99 Other and unspecified infectious diseases

B99.8 Other infectious disease CC/MCC Ex0

B99.9 Unspecified infectious disease CC/MCC Ex0

Chapter 2: Neoplasms (C00-D49)

Chapter-Specific Coding Guidelines

I.C.2. Chapter 2: Neoplasms (C00-D49)

General Guidelines

Chapter 2 of the ICD-10-CM contains the codes for most benign and all malignant neoplasms. Certain benign neoplasms, such as prostatic adenomas, may be found in the specific body system chapters. To properly code a neoplasm, it is necessary to determine from the record if the neoplasm is benign, in-situ, malignant, or of uncertain histologic behavior. If malignant, any secondary (metastatic) sites should also be determined.

Primary malignant neoplasms overlapping site boundaries

A primary malignant neoplasm that overlaps two or more contiguous (next to each other) sites should be classified to the subcategory/code .8 ('overlapping lesion'), unless the combination is specifically indexed elsewhere. For multiple neoplasms of the same site that are not contiguous such as tumors in different quadrants of the same breast, codes for each site should be assigned.

Malignant neoplasm of ectopic tissue

Malignant neoplasms of ectopic tissue are to be coded to the site of origin mentioned, e.g., ectopic pancreatic malignant neoplasms involving the stomach are coded to malignant neoplasm of pancreas, unspecified (C25.9).

The neoplasm table in the Alphabetic Index should be referenced first. However, if the histological term is documented, that term should be referenced first, rather than going immediately to the Neoplasm Table, in order to determine which column in the Neoplasm Table is appropriate. For example, if the documentation indicates "adenoma," refer to the term in the Alphabetic Index to review the entries under this term and the instructional note to "see also neoplasm, by site, benign." The table provides the proper code based on the type of neoplasm and the site. It is important to select the proper column in the table that corresponds to the type of neoplasm. The Tabular List should then be referenced to verify that the correct code has been selected from the table and that a more specific site code does not exist.

See Section I.C.21. Factors influencing health status and contact with health services, Status, for information regarding Z15.0, codes for genetic susceptibility to cancer.

a. Admission/Encounter for treatment of primary site

If the malignancy is chiefly responsible for occasioning the patient admission/encounter and treatment is directed at the primary site, designate the primary malignancy as the principal/first-listed diagnosis.

The only exception to this guideline is if the administration of chemotherapy, immunotherapy or external beam radiation therapy is chiefly responsible for occasioning the admission/encounter. In that case, assign the appropriate Z51.-- code as the first-listed or principal diagnosis, and the underlying diagnosis or problem for which the service is being performed as a secondary diagnosis.

b. Admission/Encounter for treatment of secondary site

When a patient is admitted because of a primary neoplasm with metastasis and treatment is directed toward the secondary site only, the secondary neoplasm is designated as the principal diagnosis even though the primary malignancy is still present.

c. Coding and sequencing of complications

Coding and sequencing of complications associated with the malignancies or with the therapy thereof are subject to the following guidelines:

1) Anemia associated with malignancy

When admission/encounter is for management of an anemia associated with the malignancy, and the treatment is only for anemia, the appropriate code for the malignancy is sequenced as the principal or first-listed diagnosis followed by the appropriate code for the anemia (such as code D63.0, Anemia in neoplastic disease).

2) **Anemia associated with chemotherapy, immunotherapy and radiation therapy**
When the admission/encounter is for management of an anemia associated with an adverse effect of the administration of chemotherapy or immunotherapy and the only treatment is for the anemia, the anemia code is sequenced first followed by the appropriate codes for the neoplasm and the adverse effect (T45.1X5-, Adverse effect of antineoplastic and immunosuppressive drugs).
When the admission/encounter is for management of an anemia associated with an adverse effect of radiotherapy, the anemia code should be sequenced first, followed by the appropriate neoplasm code and code Y84.2, Radiological procedure and radiotherapy as the cause of abnormal reaction of the patient, or of later complication, without mention of misadventure at the time of the procedure.

3) **Management of dehydration due to the malignancy**
When the admission/encounter is for management of dehydration due to the malignancy and only the dehydration is being treated (intravenous rehydration), the dehydration is sequenced first, followed by the code(s) for the malignancy.

4) **Treatment of a complication resulting from a surgical procedure**
When the admission/encounter is for treatment of a complication resulting from a surgical procedure, designate the complication as the principal or first-listed diagnosis if treatment is directed at resolving the complication.

d. Primary malignancy previously excised
When a primary malignancy has been previously excised or eradicated from its site and there is no further treatment directed to that site and there is no evidence of any existing primary malignancy at that site, a code from category Z85, Personal history of malignant neoplasm, should be used to indicate the former site of the malignancy. Any mention of extension, invasion, or metastasis to another site is coded as a secondary malignant neoplasm to that site. The secondary site may be the principal or first-listed diagnosis with the Z85 code used as a secondary code.
See section I.C.2.t. Secondary malignant neoplasm of lymphoid tissue.

e. Admissions/Encounters involving *antineoplastic* chemotherapy, immunotherapy and radiation therapy

1) **Episode of care involves surgical removal of neoplasm**
When an episode of care involves the surgical removal of a neoplasm, primary or secondary site, followed by adjunct chemotherapy or radiation treatment during the same episode of care, the code for the neoplasm should be assigned as principal or first-listed diagnosis.

2) **Patient admission/encounter chiefly for administration of *antineoplastic* chemotherapy, immunotherapy and radiation therapy**
If a patient admission/encounter is chiefly for the administration of chemotherapy, immunotherapy or external beam radiation therapy **for the treatment of a neoplasm,** assign code Z51.0, Encounter for antineoplastic radiation therapy, or Z51.11, Encounter for antineoplastic chemotherapy, or Z51.12, Encounter for antineoplastic immunotherapy as the first-listed or principal diagnosis. **If the reason for the encounter is more than one type of antineoplastic therapy, code Z51.0 and codes from subcategory Z51.1 may be assigned together, in which case one of these codes would be reported as a secondary diagnosis.**
The malignancy for which the therapy is being administered should be assigned as a secondary diagnosis.
If a patient admission/encounter is for the insertion or implantation of radioactive elements (e.g., brachytherapy) the appropriate code for the malignancy is sequenced as the principal or first-listed diagnosis. Code Z51.0 should not be assigned.

3) **Patient admitted for radiation therapy, chemotherapy or immunotherapy and develops complications**
When a patient is admitted for the purpose of external beam radiotherapy, immunotherapy or chemotherapy and develops complications such as uncontrolled nausea and vomiting or dehydration, the principal or first-listed diagnosis is Z51.0, Encounter for antineoplastic radiation therapy, or Z51.11, Encounter for antineoplastic chemotherapy, or Z51.12, Encounter for antineoplastic immunotherapy followed by any codes for the complications.
When a patient is admitted for the purpose of insertion or implantation of radioactive elements (e.g., brachytherapy) and develops complications such as uncontrolled nausea and vomiting or dehydration, the principal or first-listed diagnosis is the appropriate code for the malignancy followed by any codes for the complications.

f. Admission/encounter to determine extent of malignancy
When the reason for admission/encounter is to determine the extent of the malignancy, or for a procedure such as paracentesis or thoracentesis, the primary malignancy or appropriate metastatic site is designated as the principal or first-listed diagnosis, even though chemotherapy or radiotherapy is administered.

g. Symptoms, signs, and abnormal findings listed in Chapter 18 associated with neoplasms

Symptoms, signs, and ill-defined conditions listed in Chapter 18 characteristic of, or associated with, an existing primary or secondary site malignancy cannot be used to replace the malignancy as principal or first-listed diagnosis, regardless of the number of admissions or encounters for treatment and care of the neoplasm.

See section I.C.21. Factors influencing health status and contact with health services, Encounter for prophylactic organ removal.

h. Admission/encounter for pain control/management

See Section I.C.6. for information on coding admission/encounter for pain control/management.

i. Malignancy in two or more noncontiguous sites

A patient may have more than one malignant tumor in the same organ. These tumors may represent different primaries or metastatic disease, depending on the site. Should the documentation be unclear, the provider should be queried as to the status of each tumor so that the correct codes can be assigned.

j. Disseminated malignant neoplasm, unspecified

Code C80.0, Disseminated malignant neoplasm, unspecified, is for use only in those cases where the patient has advanced metastatic disease and no known primary or secondary sites are specified. It should not be used in place of assigning codes for the primary site and all known secondary sites.

k. Malignant neoplasm without specification of site

Code C80.1, Malignant (primary) neoplasm, unspecified, equates to Cancer, unspecified. This code should only be used when no determination can be made as to the primary site of a malignancy. This code should rarely be used in the inpatient setting.

l. Sequencing of neoplasm codes

1) Encounter for treatment of primary malignancy

If the reason for the encounter is for treatment of a primary malignancy, assign the malignancy as the principal/first-listed diagnosis. The primary site is to be sequenced first, followed by any metastatic sites.

2) Encounter for treatment of secondary malignancy

When an encounter is for a primary malignancy with metastasis and treatment is directed toward the metastatic (secondary) site(s) only, the metastatic site(s) is designated as the principal/first-listed diagnosis. The primary malignancy is coded as an additional code.

3) Malignant neoplasm in a pregnant patient

When a pregnant patient has a malignant neoplasm, a code from subcategory O9A.1-, Malignant neoplasm complicating pregnancy, childbirth, and the puerperium, should be sequenced first, followed by the appropriate code from Chapter 2 to indicate the type of neoplasm.

4) Encounter for complication associated with a neoplasm

When an encounter is for management of a complication associated with a neoplasm, such as dehydration, and the treatment is only for the complication, the complication is coded first, followed by the appropriate code(s) for the neoplasm.

The exception to this guideline is anemia. When the admission/encounter is for management of an anemia associated with the malignancy, and the treatment is only for anemia, the appropriate code for the malignancy is sequenced as the principal or first-listed diagnosis followed by code D63.0, Anemia in neoplastic disease.

5) Complication from surgical procedure for treatment of a neoplasm

When an encounter is for treatment of a complication resulting from a surgical procedure performed for the treatment of the neoplasm, designate the complication as the principal/first-listed diagnosis. See the guideline regarding the coding of a current malignancy versus personal history to determine if the code for the neoplasm should also be assigned.

6) Pathologic fracture due to a neoplasm

When an encounter is for a pathological fracture due to a neoplasm, and the focus of treatment is the fracture, a code from subcategory M84.5, Pathological fracture in neoplastic disease, should be sequenced first, followed by the code for the neoplasm.

If the focus of treatment is the neoplasm with an associated pathological fracture, the neoplasm code should be sequenced first, followed by a code from M84.5 for the pathological fracture.

m. Current malignancy versus personal history of malignancy

When a primary malignancy has been excised but further treatment, such as an additional surgery for the malignancy, radiation therapy or chemotherapy is directed to that site, the primary malignancy code should be used until treatment is completed.

When a primary malignancy has been previously excised or eradicated from its site, there is no further treatment (of the malignancy) directed to that site, and there is no evidence of any existing primary malignancy at that site, a code from category Z85, Personal history of malignant neoplasm, should be used to indicate the former site of the malignancy.

Codes from subcategories Z85.0 – Z85.85 should only be assigned for the former site of a primary malignancy, not the site of a secondary malignancy. Code Z85.89 may be assigned for the former site(s) of either a primary or secondary malignancy.

See Section I.C.21. Factors influencing health status and contact with health services, History (of).

n. Leukemia, Multiple Myeloma, and Malignant Plasma Cell Neoplasms in remission versus personal history

The categories for leukemia, and category C90, Multiple myeloma and malignant plasma cell neoplasms, have codes indicating whether or not the leukemia has achieved remission. There are also codes Z85.6, Personal history of leukemia, and Z85.79, Personal history of other malignant neoplasms of lymphoid, hematopoietic and related tissues. If the documentation is unclear as to whether the leukemia has achieved remission, the provider should be queried.

See Section I.C.21. Factors influencing health status and contact with health services, History (of).

o. Aftercare following surgery for neoplasm

See Section I.C.21. Factors influencing health status and contact with health services, Aftercare.

p. Follow-up care for completed treatment of a malignancy

See Section I.C.21. Factors influencing health status and contact with health services, Follow-up.

q. Prophylactic organ removal for prevention of malignancy

See Section I.C. 21, Factors influencing health status and contact with health services, Prophylactic organ removal.

r. Malignant neoplasm associated with transplanted organ

A malignant neoplasm of a transplanted organ should be coded as a transplant complication. Assign first the appropriate code from category T86.-, Complications of transplanted organs and tissue, followed by code C80.2, Malignant neoplasm associated with transplanted organ. Use an additional code for the specific malignancy.

s. Breast Implant Associated Anaplastic Large Cell Lymphoma

Breast implant associated anaplastic large cell lymphoma (BIA-ALCL) is a type of lymphoma that can develop around breast implants. Assign code C84.7A, Anaplastic large cell lymphoma, ALK-negative, breast, for BIA-ALCL or C84.7B, Anaplastic large cell lymphoma, ALK-negative, in remission, for BIA-ALCL in remission. Do not assign a complication code from chapter 19.

t. Secondary malignant neoplasm of lymphoid tissue

When a malignant neoplasm of lymphoid tissue metastasizes beyond the lymph nodes, a code from categories C81-C85 with a final character "9" identifying "extranodal and solid organ sites" **should be assigned** rather than a code for the secondary neoplasm of the affected solid organ. For example, for metastasis of diffuse large B-cell lymphoma to the lung, brain and left adrenal gland, assign code C83.39**8**, Diffuse large B-cell lymphoma **of other** extranodal and solid organ sites.

Neoplasms (C00-D49)

This chapter contains the following blocks:

C00-C14	Malignant neoplasms of lip, oral cavity and pharynx
C15-C26	Malignant neoplasms of digestive organs
C30-C39	Malignant neoplasms of respiratory and intrathoracic organs
C40-C41	Malignant neoplasms of bone and articular cartilage
C43-C44	Melanoma and other malignant neoplasms of skin
C45-C49	Malignant neoplasms of mesothelial and soft tissue
C50	Malignant neoplasms of breast
C51-C58	Malignant neoplasms of female genital organs
C60-C63	Malignant neoplasms of male genital organs
C64-C68	Malignant neoplasms of urinary tract
C69-C72	Malignant neoplasms of eye, brain and other parts of central nervous system
C73-C75	Malignant neoplasms of thyroid and other endocrine glands
C7A	Malignant neuroendocrine tumors
C7B	Secondary neuroendocrine tumors
C76-C80	Malignant neoplasms of ill-defined, other secondary and unspecified sites
C81-C96	Malignant neoplasms of lymphoid, hematopoietic and related tissue
D00-D09	In situ neoplasms
D10-D36	Benign neoplasms, except benign neuroendocrine tumors
D3A	Benign neuroendocrine tumors
D37-D48	Neoplasms of uncertain behavior, polycythemia vera and myelodysplastic syndromes
D49	Neoplasms of unspecified behavior

NOTES Functional activity

All neoplasms are classified in this chapter, whether they are functionally active or not. An additional code from Chapter 4 may be used, to identify functional activity associated with any neoplasm.

Morphology [Histology]

Chapter 2 classifies neoplasms primarily by site (topography), with broad groupings for behavior, malignant, in situ, benign, etc. The Table of Neoplasms should be used to identify the correct topography code. In a few cases, such as for malignant melanoma and certain neuroendocrine tumors, the morphology (histologic type) is included in the category and codes.

Primary malignant neoplasms overlapping site boundaries

A primary malignant neoplasm that overlaps two or more contiguous (next to each other) sites should be classified to the subcategory/code .8 ('overlapping lesion'), unless the combination is specifically indexed elsewhere. For multiple neoplasms of the same site that are not contiguous, such as tumors in different quadrants of the same breast, codes for each site should be assigned.

Malignant neoplasm of ectopic tissue

Malignant neoplasms of ectopic tissue are to be coded to the site mentioned, e.g., ectopic pancreatic malignant neoplasms are coded to pancreas, unspecified (C25.9).

Malignant neoplasms (C00-C96)

Malignant neoplasms, stated or presumed to be primary (of specified sites), and certain specified histologies, except neuroendocrine, and of lymphoid, hematopoietic and related tissue (C00-C75)

Malignant neoplasms of lip, oral cavity and pharynx (C00-C14)

4th C00 **Malignant neoplasm of lip**

Use additional code to identify:
- alcohol abuse and dependence (F10.-)
- history of tobacco dependence (Z87.891)
- tobacco dependence (F17.-)
- tobacco use (Z72.0)

EXCLUDES1 *malignant melanoma of lip (C43.0)*
Merkel cell carcinoma of lip (C4A.0)
other and unspecified malignant neoplasm of skin of lip (C44.0-)

C00.0 **Malignant neoplasm of external upper lip**
- Malignant neoplasm of lipstick area of upper lip
- Malignant neoplasm of upper lip NOS
- Malignant neoplasm of vermilion border of upper lip

C00.1 **Malignant neoplasm of external lower lip**
- Malignant neoplasm of lower lip NOS
- Malignant neoplasm of lipstick area of lower lip
- Malignant neoplasm of vermilion border of lower lip

C00.2 **Malignant neoplasm of external lip, unspecified**
- Malignant neoplasm of vermilion border of lip NOS

C00.3 **Malignant neoplasm of upper lip, inner aspect**

Malignant neoplasm of buccal aspect of upper lip
Malignant neoplasm of frenulum of upper lip
Malignant neoplasm of mucosa of upper lip
Malignant neoplasm of oral aspect of upper lip

C00.4 **Malignant neoplasm of lower lip, inner aspect**

Malignant neoplasm of buccal aspect of lower lip
Malignant neoplasm of frenulum of lower lip
Malignant neoplasm of mucosa of lower lip
Malignant neoplasm of oral aspect of lower lip

C00.5 **Malignant neoplasm of lip, unspecified, inner aspect**

Malignant neoplasm of buccal aspect of lip, unspecified
Malignant neoplasm of frenulum of lip, unspecified
Malignant neoplasm of mucosa of lip, unspecified
Malignant neoplasm of oral aspect of lip, unspecified

C00.6 **Malignant neoplasm of commissure of lip, unspecified**

C00.8 **Malignant neoplasm of overlapping sites of lip**

C00.9 **Malignant neoplasm of lip, unspecified**

C01 **Malignant neoplasm of base of tongue** HCC RxHCC

Malignant neoplasm of dorsal surface of base of tongue
Malignant neoplasm of fixed part of tongue NOS
Malignant neoplasm of posterior third of tongue

Use additional code to identify:
alcohol abuse and dependence (F10.-)
history of tobacco dependence (Z87.891)
tobacco dependence (F17.-)
tobacco use (Z72.0)

4th C02 **Malignant neoplasm of other and unspecified parts of tongue**

Use additional code to identify:
- alcohol abuse and dependence (F10.-)
- history of tobacco dependence (Z87.891)
- tobacco dependence (F17.-)
- tobacco use (Z72.0)

C02.0 **Malignant neoplasm of dorsal surface of tongue** HCC RxHCC

Malignant neoplasm of anterior two-thirds of tongue, dorsal surface

EXCLUDES *malignant neoplasm of dorsal surface of base of tongue (C01)*

C02.1 **Malignant neoplasm of border of tongue** HCC RxHCC

Malignant neoplasm of tip of tongue

C02.2 **Malignant neoplasm of ventral surface of tongue** HCC RxHCC

Malignant neoplasm of anterior two-thirds of tongue, ventral surface

Malignant neoplasm of frenulum linguae

C02.3 **Malignant neoplasm of anterior two-thirds of tongue, part unspecified** HCC RxHCC

Malignant neoplasm of middle third of tongue NOS

Malignant neoplasm of mobile part of tongue NOS

C02.4 **Malignant neoplasm of lingual tonsil** HCC RxHCC

EXCLUDES *malignant neoplasm of tonsil NOS (C09.9)*

C02.8 **Malignant neoplasm of overlapping sites of tongue** HCC RxHCC

Malignant neoplasm of two or more contiguous sites of tongue

C02.9 **Malignant neoplasm of tongue, unspecified** HCC RxHCC

4th C03 **Malignant neoplasm of gum**

INCLUDES *malignant neoplasm of alveolar (ridge) mucosa*

malignant neoplasm of gingiva

Use additional code to identify:
- alcohol abuse and dependence (F10.-)
- history of tobacco dependence (Z87.891)
- tobacco dependence (F17.-)
- tobacco use (Z72.0)

EXCLUDES *malignant odontogenic neoplasms (C41.0-C41.1)*

C03.0 **Malignant neoplasm of upper gum** HCC RxHCC

C03.1 **Malignant neoplasm of lower gum** HCC RxHCC

C03.9 **Malignant neoplasm of gum, unspecified** HCC RxHCC

4th C04 **Malignant neoplasm of floor of mouth**

Use additional code to identify:

alcohol abuse and dependence (F10.-)

history of tobacco dependence (Z87.891)

tobacco dependence (F17.-)

tobacco use (Z72.0)

C04.0 **Malignant neoplasm of anterior floor of mouth** HCC RxHCC

Malignant neoplasm of anterior to the premolar-canine junction

C04.1 **Malignant neoplasm of lateral floor of mouth** HCC RxHCC

C04.8 **Malignant neoplasm of overlapping sites of floor of mouth** HCC RxHCC

C04.9 **Malignant neoplasm of floor of mouth, unspecified** HCC RxHCC

4th C05 **Malignant neoplasm of palate**

Use additional code to identify:

alcohol abuse and dependence (F10.-)

history of tobacco dependence (Z87.891)

tobacco dependence (F17.-)

tobacco use (Z72.0)

EXCLUDES1 *Kaposi's sarcoma of palate (C46.2)*

C05.0 **Malignant neoplasm of hard palate** HCC RxHCC

C05.1 **Malignant neoplasm of soft palate** HCC RxHCC

EXCLUDES1 *malignant neoplasm of nasopharyngeal surface of soft palate (C11.3)*

C05.2 **Malignant neoplasm of uvula** HCC RxHCC

C05.8 **Malignant neoplasm of overlapping sites of palate** HCC RxHCC

C05.9 **Malignant neoplasm of palate, unspecified** HCC RxHCC

Malignant neoplasm of roof of mouth

4th C06 **Malignant neoplasm of other and unspecified parts of mouth**

Use additional code to identify:

alcohol abuse and dependence (F10.-)

history of tobacco dependence (Z87.891)

tobacco dependence (F17.-)

tobacco use (Z72.0)

C06.0 **Malignant neoplasm of cheek mucosa** HCC RxHCC

Malignant neoplasm of buccal mucosa NOS

Malignant neoplasm of internal cheek

C06.1 **Malignant neoplasm of vestibule of mouth** HCC RxHCC

Malignant neoplasm of buccal sulcus (upper) (lower)

Malignant neoplasm of labial sulcus (upper) (lower)

C06.2 **Malignant neoplasm of retromolar area** HCC RxHCC

5th C06.8 **Malignant neoplasm of overlapping sites of other and unspecified parts of mouth**

C06.80 **Malignant neoplasm of overlapping sites of unspecified parts of mouth** HCC RxHCC

C06.89 **Malignant neoplasm of overlapping sites of other parts of mouth** HCC RxHCC

'book leaf' neoplasm [ventral surface of tongue and floor of mouth]

C06.9 **Malignant neoplasm of mouth, unspecified** HCC RxHCC

Malignant neoplasm of minor salivary gland, unspecified site

Malignant neoplasm of oral cavity NOS

C07 **Malignant neoplasm of parotid gland** HCC RxHCC

Use additional code to identify:

alcohol abuse and dependence (F10.-)

exposure to environmental tobacco smoke (Z77.22)

exposure to tobacco smoke in the perinatal period (P96.81)

history of tobacco dependence (Z87.891)

occupational exposure to environmental tobacco smoke (Z57.31)

tobacco dependence (F17.-)

tobacco use (Z72.0)

4th C08 **Malignant neoplasm of other and unspecified major salivary glands**

INCLUDES *malignant neoplasm of salivary ducts*

Use additional code to identify:

alcohol abuse and dependence (F10.-)

exposure to environmental tobacco smoke (Z77.22)

exposure to tobacco smoke in the perinatal period (P96.81)

history of tobacco dependence (Z87.891)

occupational exposure to environmental tobacco smoke (Z57.31)

tobacco dependence (F17.-)

tobacco use (Z72.0)

EXCLUDES1 *malignant neoplasms of specified minor salivary glands which are classified according to their anatomical location*

EXCLUDES2 *malignant neoplasms of minor salivary glands NOS (C06.9)*

malignant neoplasm of parotid gland (C07)

C08.0 **Malignant neoplasm of submandibular gland** HCC RxHCC

Malignant neoplasm of submaxillary gland

C08.1 **Malignant neoplasm of sublingual gland** HCC RxHCC

C08.9 **Malignant neoplasm of major salivary gland, unspecified** HCC RxHCC

Malignant neoplasm of salivary gland (major) NOS

4th C09 **Malignant neoplasm of tonsil**

Use additional code to identify:

alcohol abuse and dependence (F10.-)

exposure to environmental tobacco smoke (Z77.22)

exposure to tobacco smoke in the perinatal period (P96.81)

history of tobacco dependence (Z87.891)

occupational exposure to environmental tobacco smoke (Z57.31)

tobacco dependence (F17.-)

tobacco use (Z72.0)

EXCLUDES2 *malignant neoplasm of lingual tonsil (C02.4)*

malignant neoplasm of pharyngeal tonsil (C11.1)

C09.0 **Malignant neoplasm of tonsillar fossa** HCC

C09.1 **Malignant neoplasm of tonsillar pillar (anterior) (posterior)** HCC

C09.8 **Malignant neoplasm of overlapping sites of tonsil** HCC

C09.9 **Malignant neoplasm of tonsil, unspecified** HCC

Malignant neoplasm of tonsil NOS

Malignant neoplasm of faucial tonsils

Malignant neoplasm of palatine tonsils

4th C10 **Malignant neoplasm of oropharynx**

Use additional code to identify:

alcohol abuse and dependence (F10.-)

exposure to environmental tobacco smoke (Z77.22)

exposure to tobacco smoke in the perinatal period (P96.81)

history of tobacco dependence (Z87.891)

occupational exposure to environmental tobacco smoke (Z57.31)

tobacco dependence (F17.-)

tobacco use (Z72.0)

Excludes1 *malignant neoplasm of tonsil (C09.-)*

C10.0 **Malignant neoplasm of vallecula** HCC

C10.1 **Malignant neoplasm of anterior surface of epiglottis** HCC

Malignant neoplasm of epiglottis, free border [margin]

Malignant neoplasm of glossoepiglottic fold(s)

Excludes1 *malignant neoplasm of epiglottis (suprahyoid portion) NOS (C32.1)*

C10.2 **Malignant neoplasm of lateral wall of oropharynx** HCC

C10.3 **Malignant neoplasm of posterior wall of oropharynx** HCC

C10.4 **Malignant neoplasm of branchial cleft** HCC

Malignant neoplasm of branchial cyst [site of neoplasm]

C10.8 **Malignant neoplasm of overlapping sites of oropharynx** HCC

Malignant neoplasm of junctional region of oropharynx

C10.9 **Malignant neoplasm of oropharynx, unspecified** HCC

4th C11 **Malignant neoplasm of nasopharynx**

Use additional code to identify:

exposure to environmental tobacco smoke (Z77.22)

exposure to tobacco smoke in the perinatal period (P96.81)

history of tobacco dependence (Z87.891)

occupational exposure to environmental tobacco smoke (Z57.31)

tobacco dependence (F17.-)

tobacco use (Z72.0)

C11.0 **Malignant neoplasm of superior wall of nasopharynx** HCC

Malignant neoplasm of roof of nasopharynx

C11.1 **Malignant neoplasm of posterior wall of nasopharynx** HCC

Malignant neoplasm of adenoid

Malignant neoplasm of pharyngeal tonsil

C11.2 **Malignant neoplasm of lateral wall of nasopharynx** HCC

Malignant neoplasm of fossa of Rosenmüller

Malignant neoplasm of opening of auditory tube

Malignant neoplasm of pharyngeal recess

C11.3 **Malignant neoplasm of anterior wall of nasopharynx** HCC

Malignant neoplasm of floor of nasopharynx

Malignant neoplasm of nasopharyngeal (anterior) (posterior) surface of soft palate

Malignant neoplasm of posterior margin of nasal choana

Malignant neoplasm of posterior margin of nasal septum

C11.8 **Malignant neoplasm of overlapping sites of nasopharynx** HCC

C11.9 **Malignant neoplasm of nasopharynx, unspecified** HCC

Malignant neoplasm of nasopharyngeal wall NOS

C12 **Malignant neoplasm of pyriform sinus** HCC

Malignant neoplasm of pyriform fossa

Use additional code to identify:

exposure to environmental tobacco smoke (Z77.22)

exposure to tobacco smoke in the perinatal period (P96.81)

history of tobacco dependence (Z87.891)

occupational exposure to environmental tobacco smoke (Z57.31)

tobacco dependence (F17.-)

tobacco use (Z72.0)

4th C13 **Malignant neoplasm of hypopharynx**

Use additional code to identify:

exposure to environmental tobacco smoke (Z77.22)

exposure to tobacco smoke in the perinatal period (P96.81)

history of tobacco dependence (Z87.891)

occupational exposure to environmental tobacco smoke (Z57.31)

tobacco dependence (F17.-)

tobacco use (Z72.0)

Excludes *malignant neoplasm of pyriform sinus (C12)*

C13.0 **Malignant neoplasm of postcricoid region** HCC

C13.1 **Malignant neoplasm of aryepiglottic fold, hypopharyngeal aspect** HCC

Malignant neoplasm of aryepiglottic fold, marginal zone

Malignant neoplasm of aryepiglottic fold NOS

Malignant neoplasm of interarytenoid fold, marginal zone

Malignant neoplasm of interarytenoid fold NOS

Excludes *malignant neoplasm of aryepiglottic fold or interarytenoid fold, laryngeal aspect (C32.1)*

C13.2 **Malignant neoplasm of posterior wall of hypopharynx** HCC

C13.8 **Malignant neoplasm of overlapping sites of hypopharynx** HCC

C13.9 **Malignant neoplasm of hypopharynx, unspecified** HCC

Malignant neoplasm of hypopharyngeal wall NOS

C14 **Malignant neoplasm of other and ill-defined sites in the lip, oral cavity and pharynx**

Use additional code to identify:

alcohol abuse and dependence (F10.-)

exposure to environmental tobacco smoke (Z77.22)

exposure to tobacco smoke in the perinatal period (P96.81)

history of tobacco dependence (Z87.891)

occupational exposure to environmental tobacco smoke (Z57.31)

tobacco dependence (F17.-)

tobacco use (Z72.0)

EXCLUDES1 *malignant neoplasm of oral cavity NOS (C06.9)*

C14.0 **Malignant neoplasm of pharynx, unspecified** HCC

C14.2 **Malignant neoplasm of Waldeyer's ring** HCC

C14.8 **Malignant neoplasm of overlapping sites of lip, oral cavity and pharynx** HCC

Primary malignant neoplasm of two or more contiguous sites of lip, oral cavity and pharynx

EXCLUDES1 *'book leaf' neoplasm [ventral surface of tongue and floor of mouth] (C06.89)*

Malignant neoplasms of digestive organs (C15-C26)

EXCLUDES1 *Kaposi's sarcoma of gastrointestinal sites (C46.4)*

EXCLUDES2 *gastrointestinal stromal tumors (C49.A-)*

4th C15 **Malignant neoplasm of esophagus**

Use additional code to identify:

alcohol abuse and dependence (F10.-)

C15.3 **Malignant neoplasm of upper third of esophagus** CC HCC CC/MCC Ex6

C15.4 **Malignant neoplasm of middle third of esophagus** CC HCC CC/MCC Ex6

C15.5 **Malignant neoplasm of lower third of esophagus** CC HCC CC/MCC Ex6

AHA: Q3 2022

EXCLUDES1 *malignant neoplasm of cardio-esophageal junction (C16.0)*

C15.8 **Malignant neoplasm of overlapping sites of esophagus** CC HCC CC/MCC Ex6

C15.9 **Malignant neoplasm of esophagus, unspecified** CC HCC CC/MCC Ex6

4th C16 **Malignant neoplasm of stomach**

Use additional code to identify:

alcohol abuse and dependence (F10.-)

EXCLUDES2 *malignant carcinoid tumor of the stomach (C7A.092)*

C16.0 **Malignant neoplasm of cardia** CC HCC RxHCC CC/MCC Ex6

Malignant neoplasm of cardiac orifice

Malignant neoplasm of cardio-esophageal junction

Malignant neoplasm of esophagus and stomach

Malignant neoplasm of gastro-esophageal junction

C16.1 **Malignant neoplasm of fundus of stomach** CC HCC RxHCC CC/MCC Ex6

C16.2 **Malignant neoplasm of body of stomach** CC HCC RxHCC CC/MCC Ex6

C16.3 **Malignant neoplasm of pyloric antrum** CC HCC RxHCC CC/MCC Ex6

Malignant neoplasm of gastric antrum

C16.4 **Malignant neoplasm of pylorus** CC HCC RxHCC CC/MCC Exc

Malignant neoplasm of prepylorus

Malignant neoplasm of pyloric canal

C16.5 **Malignant neoplasm of lesser curvature of stomach, unspecified** CC HCC RxHCC CC/MCC Exc

Malignant neoplasm of lesser curvature of stomach, not classifiable to C16.1-C16.4

C16.6 **Malignant neoplasm of greater curvature of stomach, unspecified** CC HCC RxHCC CC/MCC Exc

Malignant neoplasm of greater curvature of stomach, not classifiable to C16.0-C16.4

C16.8 **Malignant neoplasm of overlapping sites of stomach** CC HCC RxHCC CC/MCC Exc

C16.9 **Malignant neoplasm of stomach, unspecified** CC HCC RxHCC CC/MCC Exc

Gastric cancer NOS

4th C17 **Malignant neoplasm of small intestine**

Excludes1 *malignant carcinoid tumors of the small intestine (C7A.01)*

C17.0 **Malignant neoplasm of duodenum** CC HCC RxHCC CC/MCC Exc

C17.1 **Malignant neoplasm of jejunum** CC HCC RxHCC CC/MCC Exc

C17.2 **Malignant neoplasm of ileum** CC HCC RxHCC CC/MCC Exc

Excludes1 *malignant neoplasm of ileocecal valve (C18.0)*

C17.3 **Meckel's diverticulum, malignant** CC HCC RxHCC CC/MCC Exc

Excludes1 *Meckel's diverticulum, congenital (Q43.0)*

C17.8 **Malignant neoplasm of overlapping sites of small intestine** CC HCC RxHCC CC/MCC Exc

C17.9 **Malignant neoplasm of small intestine, unspecified** CC HCC RxHCC CC/MCC Exc

4th C18 **Malignant neoplasm of colon**

Excludes1 *malignant carcinoid tumors of the colon (C7A.02-)*

C18.0 **Malignant neoplasm of cecum** CC HCC CC/MCC Exc

Malignant neoplasm of ileocecal valve

C18.1 **Malignant neoplasm of appendix** CC HCC CC/MCC Exc

C18.2 **Malignant neoplasm of ascending colon** CC HCC CC/MCC Exc

C18.3 **Malignant neoplasm of hepatic flexure** CC HCC CC/MCC Exc

C18.4 **Malignant neoplasm of transverse colon** CC HCC CC/MCC Exc

C18.5 **Malignant neoplasm of splenic flexure** CC HCC CC/MCC Ex0

C18.6 **Malignant neoplasm of descending colon** CC HCC CC/MCC Ex0

C18.7 **Malignant neoplasm of sigmoid colon** CC HCC CC/MCC Ex0

Malignant neoplasm of sigmoid (flexure)

EXCLUDES1 *malignant neoplasm of rectosigmoid junction (C19)*

C18.8 **Malignant neoplasm of overlapping sites of colon** CC HCC CC/MCC Ex0

C18.9 **Malignant neoplasm of colon, unspecified** CC HCC CC/MCC Ex0

Malignant neoplasm of large intestine NOS

C19 **Malignant neoplasm of rectosigmoid junction** CC HCC CC/MCC Ex0

Malignant neoplasm of colon with rectum

Malignant neoplasm of rectosigmoid (colon)

EXCLUDES1 *malignant carcinoid tumors of the colon (C7A.02-)*

C20 **Malignant neoplasm of rectum** CC HCC CC/MCC Ex0

Malignant neoplasm of rectal ampulla

EXCLUDES1 *malignant carcinoid tumor of the rectum (C7A.026)*

4th C21 **Malignant neoplasm of anus and anal canal**

EXCLUDES2 *malignant carcinoid tumors of the colon (C7A.02-)*

malignant melanoma of anal margin (C43.51)

malignant melanoma of anal skin (C43.51)

malignant melanoma of perianal skin (C43.51)

other and unspecified malignant neoplasm of anal margin (C44.500, C44.510, C44.520, C44.590)

other and unspecified malignant neoplasm of anal skin (C44.500, C44.510, C44.520, C44.590)

other and unspecified malignant neoplasm of perianal skin (C44.500, C44.510, C44.520, C44.590)

C21.0 **Malignant neoplasm of anus, unspecified** CC HCC CC/MCC Ex0

C21.1 **Malignant neoplasm of anal canal** CC HCC CC/MCC Ex0

Malignant neoplasm of anal sphincter

C21.2 **Malignant neoplasm of cloacogenic zone** CC HCC CC/MCC Ex0

C21.8 **Malignant neoplasm of overlapping sites of rectum, anus and anal canal** CC HCC CC/MCC Ex0

Malignant neoplasm of anorectal junction

Malignant neoplasm of anorectum

Primary malignant neoplasm of two or more contiguous sites of rectum, anus and anal canal

4th C22 **Malignant neoplasm of liver and intrahepatic bile ducts**

EXCLUDES1 *malignant neoplasm of biliary tract NOS (C24.9)*

secondary malignant neoplasm of liver and intrahepatic bile duct (C78.7)

Use additional code to identify:

alcohol abuse and dependence (F10.-)

hepatitis B (B16.-, B18.0-B18.1)

hepatitis C (B17.1-, B18.2)

C22.0 **Liver cell carcinoma** CC HCC RxHCC CC/MCC Ex6

AHA: Q1 2016

Hepatocellular carcinoma

Hepatoma

C22.1 **Intrahepatic bile duct carcinoma** CC HCC RxHCC CC/MCC Ex6

AHA: Q1 2023

Cholangiocarcinoma

EXCLUDES1 *malignant neoplasm of hepatic duct (C24.0)*

C22.2 **Hepatoblastoma** CC HCC RxHCC CC/MCC Ex6

C22.3 **Angiosarcoma of liver** CC HCC RxHCC CC/MCC Ex6

Kupffer cell sarcoma

C22.4 **Other sarcomas of liver** CC HCC RxHCC CC/MCC Ex6

C22.7 **Other specified carcinomas of liver** CC HCC RxHCC CC/MCC Ex6

C22.8 **Malignant neoplasm of liver, primary, unspecified as to type** CC HCC RxHCC CC/MCC Ex6

C22.9 **Malignant neoplasm of liver, not specified as primary or secondary** CC HCC RxHCC CC/MCC Ex6

C23 **Malignant neoplasm of gallbladder** CC HCC RxHCC CC/MCC Ex6

4th C24 **Malignant neoplasm of other and unspecified parts of biliary tract**

EXCLUDES1 *malignant neoplasm of intrahepatic bile duct (C22.1)*

C24.0 **Malignant neoplasm of extrahepatic bile duct** CC HCC RxHCC CC/MCC Ex0

Malignant neoplasm of biliary duct or passage NOS

Malignant neoplasm of common bile duct

Malignant neoplasm of cystic duct

Malignant neoplasm of hepatic duct

C24.1 **Malignant neoplasm of ampulla of Vater** CC HCC RxHCC CC/MCC Ex0

C24.8 **Malignant neoplasm of overlapping sites of biliary tract** CC HCC RxHCC CC/MCC Ex0

Malignant neoplasm involving both intrahepatic and extrahepatic bile ducts

Primary malignant neoplasm of two or more contiguous sites of biliary tract

C24.9 **Malignant neoplasm of biliary tract, unspecified** CC HCC RxHCC CC/MCC Ex0

4th C25 **Malignant neoplasm of pancreas**

Code also if applicable exocrine pancreatic insufficiency (K86.81)

Use additional code to identify:

alcohol abuse and dependence (F10.-)

C25.0 **Malignant neoplasm of head of pancreas** CC HCC RxHCC CC/MCC Ex0

C25.1 **Malignant neoplasm of body of pancreas** CC HCC RxHCC CC/MCC Ex0

AHA: Q4 2018

C25.2 **Malignant neoplasm of tail of pancreas** CC HCC RxHCC CC/MCC Ex0

C25.3 **Malignant neoplasm of pancreatic duct** CC HCC RxHCC CC/MCC Ex0

C25.4 **Malignant neoplasm of endocrine pancreas** CC HCC RxHCC CC/MCC Ex0

Malignant neoplasm of islets of Langerhans

Use additional code to identify any functional activity.

C25.7 **Malignant neoplasm of other parts of pancreas** CC HCC RxHCC CC/MCC Ex0

Malignant neoplasm of neck of pancreas

C25.8 **Malignant neoplasm of overlapping sites of pancreas** CC HCC RxHCC CC/MCC Ex0

C25.9 **Malignant neoplasm of pancreas, unspecified** CC HCC RxHCC CC/MCC Ex0

See Official Guidelines, "Neoplasms" I.C.2

AHA: Q4 2017

4th C26 **Malignant neoplasm of other and ill-defined digestive organs**

EXCLUDES *malignant neoplasm of peritoneum and retroperitoneum (C48.-)*

C26.0 **Malignant neoplasm of intestinal tract, part unspecified** HCC CC/MCC Ex0

Malignant neoplasm of intestine NOS

C26.1 **Malignant neoplasm of spleen** HCC

EXCLUDES *Hodgkin lymphoma (C81.-)*

non-Hodgkin lymphoma (C82-C85)

C26.9 **Malignant neoplasm of ill-defined sites within the digestive system** HCC CC/MCC Ex0

Malignant neoplasm of alimentary canal or tract NOS

Malignant neoplasm of gastrointestinal tract NOS

EXCLUDES *malignant neoplasm of abdominal NOS (C76.2)*

malignant neoplasm of intra-abdominal NOS (C76.2)

Malignant neoplasms of respiratory and intrathoracic organs (C30-C39)

INCLUDES *malignant neoplasm of middle ear*

EXCLUDES1 *mesothelioma (C45.-)*

4th C30 **Malignant neoplasm of nasal cavity and middle ear**

C30.0 **Malignant neoplasm of nasal cavity** HCC RxHCC

Malignant neoplasm of cartilage of nose
Malignant neoplasm of nasal concha
Malignant neoplasm of internal nose
Malignant neoplasm of septum of nose
Malignant neoplasm of vestibule of nose

EXCLUDES1 *malignant neoplasm of nasal bone (C41.0)*
malignant neoplasm of nose NOS (C76.0)
malignant neoplasm of olfactory bulb (C72.2-)
malignant neoplasm of posterior margin of nasal septum and choana (C11.3)
malignant melanoma of skin of nose (C43.31)
malignant neoplasm of turbinates (C41.0)
other and unspecified malignant neoplasm of skin of nose (C44.301, C44.311, C44.321, C44.391)

C30.1 **Malignant neoplasm of middle ear** HCC RxHCC

Malignant neoplasm of antrum tympanicum
Malignant neoplasm of auditory tube
Malignant neoplasm of eustachian tube
Malignant neoplasm of inner ear
Malignant neoplasm of mastoid air cells
Malignant neoplasm of tympanic cavity

EXCLUDES1 *malignant neoplasm of auricular canal (external) (C43.2-,C44.2-)*
malignant neoplasm of bone of ear (meatus) (C41.0)
malignant neoplasm of cartilage of ear (C49.0)
malignant melanoma of skin of (external) ear (C43.2-)
other and unspecified malignant neoplasm of skin of (external) ear (C44.2-)

4th C31 **Malignant neoplasm of accessory sinuses**

C31.0 **Malignant neoplasm of maxillary sinus** HCC RxHCC

Malignant neoplasm of antrum (Highmore) (maxillary)

C31.1 **Malignant neoplasm of ethmoidal sinus** HCC RxHCC

C31.2 **Malignant neoplasm of frontal sinus** HCC RxHCC

C31.3 **Malignant neoplasm of sphenoid sinus** HCC RxHCC

C31.8 **Malignant neoplasm of overlapping sites of accessory sinuses** HCC RxHCC

C31.9 **Malignant neoplasm of accessory sinus, unspecified** HCC RxHCC

4th C32 **Malignant neoplasm of larynx**

Use additional code to identify:

alcohol abuse and dependence (F10.-)

exposure to environmental tobacco smoke (Z77.22)

exposure to tobacco smoke in the perinatal period (P96.81)

history of tobacco dependence (Z87.891)

occupational exposure to environmental tobacco smoke (Z57.31)

tobacco dependence (F17.-)

tobacco use (Z72.0)

C32.0 **Malignant neoplasm of glottis** HCC

Malignant neoplasm of intrinsic larynx

Malignant neoplasm of laryngeal commissure (anterior)(posterior)

Malignant neoplasm of vocal cord (true) NOS

C32.1 **Malignant neoplasm of supraglottis** HCC

Malignant neoplasm of aryepiglottic fold or interarytenoid fold, laryngeal aspect

Malignant neoplasm of epiglottis (suprahyoid portion) NOS

Malignant neoplasm of extrinsic larynx

Malignant neoplasm of false vocal cord

Malignant neoplasm of posterior (laryngeal) surface of epiglottis

Malignant neoplasm of ventricular bands

Excludes *malignant neoplasm of anterior surface of epiglottis (C10.1)*

malignant neoplasm of aryepiglottic fold or interarytenoid fold, hypopharyngeal aspect (C13.1)

malignant neoplasm of aryepiglottic fold or interarytenoid fold, marginal zone (C13.1)

malignant neoplasm of aryepiglottic fold or interarytenoid fold NOS (C13.1)

C32.2 **Malignant neoplasm of subglottis** HCC

C32.3 **Malignant neoplasm of laryngeal cartilage** HCC

C32.8 **Malignant neoplasm of overlapping sites of larynx** HCC

C32.9 **Malignant neoplasm of larynx, unspecified** HCC

C33 **Malignant neoplasm of trachea** CC HCC RxHCC CC/MCC Ex6

Use additional code to identify:

exposure to environmental tobacco smoke (Z77.22)

exposure to tobacco smoke in the perinatal period (P96.81)

history of tobacco dependence (Z87.891)

occupational exposure to environmental tobacco smoke (Z57.31)

tobacco dependence (F17.-)

tobacco use (Z72.0)

4th C34 **Malignant neoplasm of bronchus and lung**

Use additional code to identify:

exposure to environmental tobacco smoke (Z77.22)

exposure to tobacco smoke in the perinatal period (P96.81)

history of tobacco dependence (Z87.891)

occupational exposure to environmental tobacco smoke (Z57.31)

tobacco dependence (F17.-)

tobacco use (Z72.0)

EXCLUDES *Kaposi's sarcoma of lung (C46.5-)*

malignant carcinoid tumor of the bronchus and lung (C7A.090)

5th C34.0 **Malignant neoplasm of main bronchus**

Malignant neoplasm of carina

Malignant neoplasm of hilus (of lung)

C34.00 **Malignant neoplasm of unspecified main bronchus** CC HCC RxHCC CC/MCC Ex6

C34.01 **Malignant neoplasm of right main bronchus** CC HCC RxHCC CC/MCC Ex6

C34.02 **Malignant neoplasm of left main bronchus** CC HCC RxHCC CC/MCC Ex6

5th C34.1 Malignant neoplasm of upper lobe, bronchus or lung
- C34.10 Malignant neoplasm of upper lobe, unspecified bronchus or lung CC HCC RxHCC CC/MCC Ex0
- C34.11 Malignant neoplasm of upper lobe, right bronchus or lung CC HCC RxHCC CC/MCC Ex0
- C34.12 Malignant neoplasm of upper lobe, left bronchus or lung CC HCC RxHCC CC/MCC Ex0

C34.2 Malignant neoplasm of middle lobe, bronchus or lung CC HCC RxHCC CC/MCC Ex0

5th C34.3 Malignant neoplasm of lower lobe, bronchus or lung
- C34.30 Malignant neoplasm of lower lobe, unspecified bronchus or lung CC HCC RxHCC CC/MCC Ex0
- C34.31 Malignant neoplasm of lower lobe, right bronchus or lung CC HCC RxHCC CC/MCC Ex0
- C34.32 Malignant neoplasm of lower lobe, left bronchus or lung CC HCC RxHCC CC/MCC Ex0

5th C34.8 Malignant neoplasm of overlapping sites of bronchus and lung
- C34.80 Malignant neoplasm of overlapping sites of unspecified bronchus and lung CC HCC RxHCC CC/MCC Ex0
- C34.81 Malignant neoplasm of overlapping sites of right bronchus and lung CC HCC RxHCC CC/MCC Ex0
- C34.82 Malignant neoplasm of overlapping sites of left bronchus and lung CC HCC RxHCC CC/MCC Ex0

5th C34.9 Malignant neoplasm of unspecified part of bronchus or lung
- C34.90 Malignant neoplasm of unspecified part of unspecified bronchus or lung CC HCC RxHCC CC/MCC Ex0

  AHA: Q4 2022

  Lung cancer NOS
- C34.91 Malignant neoplasm of unspecified part of right bronchus or lung CC HCC RxHCC CC/MCC Ex0
- C34.92 Malignant neoplasm of unspecified part of left bronchus or lung CC HCC RxHCC CC/MCC Ex0

C37 Malignant neoplasm of thymus CC HCC RxHCC CC/MCC Ex0

Excludes1 *malignant carcinoid tumor of the thymus (C7A.091)*

4th C38 Malignant neoplasm of heart, mediastinum and pleura

Excludes1 *mesothelioma (C45.-)*

C38.0 Malignant neoplasm of heart CC HCC RxHCC CC/MCC Ex0

Malignant neoplasm of pericardium

Excludes1 *malignant neoplasm of great vessels (C49.3)*

C38.1 Malignant neoplasm of anterior mediastinum CC HCC RxHCC CC/MCC Ex0

C38.2 Malignant neoplasm of posterior mediastinum CC HCC RxHCC CC/MCC Ex0

C38.3 Malignant neoplasm of mediastinum, part unspecified CC HCC RxHCC CC/MCC Ex0

C38.4 Malignant neoplasm of pleura CC HCC RxHCC CC/MCC Ex0

C38.8 Malignant neoplasm of overlapping sites of heart, mediastinum and pleura CC HCC RxHCC CC/MCC Ex0

4th C39 **Malignant neoplasm of other and ill-defined sites in the respiratory system and intrathoracic organs**

Use additional code to identify:

exposure to environmental tobacco smoke (Z77.22)

exposure to tobacco smoke in the perinatal period (P96.81)

history of tobacco dependence (Z87.891)

occupational exposure to environmental tobacco smoke (Z57.31)

tobacco dependence (F17.-)

tobacco use (Z72.0)

EXCLUDES *intrathoracic malignant neoplasm NOS (C76.1)*

thoracic malignant neoplasm NOS (C76.1)

C39.0 **Malignant neoplasm of upper respiratory tract, part unspecified** HCC RxHCC

C39.9 **Malignant neoplasm of lower respiratory tract, part unspecified** HCC RxHCC CC/MCC Ex6

Malignant neoplasm of respiratory tract NOS

Malignant neoplasms of bone and articular cartilage (C40-C41)

INCLUDES *malignant neoplasm of cartilage (articular) (joint)*
malignant neoplasm of periosteum

EXCLUDES1 *malignant neoplasm of bone marrow NOS (C96.9)*
malignant neoplasm of synovia (C49.-)

4th C40 **Malignant neoplasm of bone and articular cartilage of limbs**

Use additional code to identify major osseous defect, if applicable (M89.7-)

5th C40.0 **Malignant neoplasm of scapula and long bones of upper limb**

- C40.00 **Malignant neoplasm of scapula and long bones of unspecified upper limb** CC HCC RxHCC CC/MCC Ex0
- C40.01 **Malignant neoplasm of scapula and long bones of right upper limb** CC HCC RxHCC CC/MCC Ex0
- C40.02 **Malignant neoplasm of scapula and long bones of left upper limb** CC HCC RxHCC CC/MCC Ex0

5th C40.1 **Malignant neoplasm of short bones of upper limb**

- C40.10 **Malignant neoplasm of short bones of unspecified upper limb** CC HCC RxHCC CC/MCC Ex0
- C40.11 **Malignant neoplasm of short bones of right upper limb** CC HCC RxHCC CC/MCC Ex0
- C40.12 **Malignant neoplasm of short bones of left upper limb** CC HCC RxHCC CC/MCC Ex0

5th C40.2 **Malignant neoplasm of long bones of lower limb**

- C40.20 **Malignant neoplasm of long bones of unspecified lower limb** CC HCC RxHCC CC/MCC Ex0
- C40.21 **Malignant neoplasm of long bones of right lower limb** CC HCC RxHCC CC/MCC Ex0
- C40.22 **Malignant neoplasm of long bones of left lower limb** CC HCC RxHCC CC/MCC Ex0

5th C40.3 **Malignant neoplasm of short bones of lower limb**

- C40.30 **Malignant neoplasm of short bones of unspecified lower limb** CC HCC RxHCC CC/MCC Ex0
- C40.31 **Malignant neoplasm of short bones of right lower limb** CC HCC RxHCC CC/MCC Ex0
- C40.32 **Malignant neoplasm of short bones of left lower limb** CC HCC RxHCC CC/MCC Ex0

5th C40.8 **Malignant neoplasm of overlapping sites of bone and articular cartilage of limb**

- C40.80 **Malignant neoplasm of overlapping sites of bone and articular cartilage of unspecified limb** CC HCC RxHCC CC/MCC Ex0
- C40.81 **Malignant neoplasm of overlapping sites of bone and articular cartilage of right limb** CC HCC RxHCC CC/MCC Ex0
- C40.82 **Malignant neoplasm of overlapping sites of bone and articular cartilage of left limb** CC HCC RxHCC CC/MCC Ex0

5th C40.9 **Malignant neoplasm of unspecified bones and articular cartilage of limb**

C40.90 **Malignant neoplasm of unspecified bones and articular cartilage of unspecified limb** CC HCC RxHCC CC/MCC Exc

C40.91 **Malignant neoplasm of unspecified bones and articular cartilage of right limb** CC HCC RxHCC CC/MCC Exc

C40.92 **Malignant neoplasm of unspecified bones and articular cartilage of left limb** CC HCC RxHCC CC/MCC Exc

4th C41 **Malignant neoplasm of bone and articular cartilage of other and unspecified sites**

EXCLUDES *malignant neoplasm of bones of limbs (C40.-)*

malignant neoplasm of cartilage of ear (C49.0)

malignant neoplasm of cartilage of eyelid (C49.0)

malignant neoplasm of cartilage of larynx (C32.3)

malignant neoplasm of cartilage of limbs (C40.-)

malignant neoplasm of cartilage of nose (C30.0)

C41.0 **Malignant neoplasm of bones of skull and face** CC HCC RxHCC CC/MCC Exc

Malignant neoplasm of maxilla (superior)

Malignant neoplasm of orbital bone

EXCLUDES *carcinoma, any type except intraosseous or odontogenic of:*

maxillary sinus (C31.0)

upper jaw (C03.0)

malignant neoplasm of jaw bone (lower) (C41.1)

C41.1 **Malignant neoplasm of mandible** CC HCC RxHCC CC/MCC Exc

Malignant neoplasm of inferior maxilla

Malignant neoplasm of lower jaw bone

EXCLUDES *carcinoma, any type except intraosseous or odontogenic of:*

jaw NOS (C03.9)

lower (C03.1)

malignant neoplasm of upper jaw bone (C41.0)

C41.2 **Malignant neoplasm of vertebral column** CC HCC RxHCC CC/MCC Exc

EXCLUDES *malignant neoplasm of sacrum and coccyx (C41.4)*

C41.3 **Malignant neoplasm of ribs, sternum and clavicle** CC HCC RxHCC CC/MCC Exc

C41.4 **Malignant neoplasm of pelvic bones, sacrum and coccyx** CC HCC RxHCC CC/MCC Exc

C41.9 **Malignant neoplasm of bone and articular cartilage, unspecified** CC HCC RxHCC CC/MCC Exc

Melanoma and other malignant neoplasms of skin (C43-C44)

4th C43 Malignant melanoma of skin

EXCLUDES *melanoma in situ (D03.-)*

EXCLUDES *malignant melanoma of skin of genital organs (C51-C52, C60.-, C63.-)*

Merkel cell carcinoma (C4A.-)

sites other than skin-code to malignant neoplasm of the site

C43.0 Malignant melanoma of lip HCC RxHCC

EXCLUDES *malignant neoplasm of vermilion border of lip (C00.0-C00.2)*

5th C43.1 Malignant melanoma of eyelid, including canthus

C43.10 Malignant melanoma of unspecified eyelid, including canthus HCC RxHCC

6th C43.11 Malignant melanoma of right eyelid, including canthus

C43.111 Malignant melanoma of right upper eyelid, including canthus HCC RxHCC

AHA: Q4 2018

C43.112 Malignant melanoma of right lower eyelid, including canthus HCC RxHCC

AHA: Q4 2018

6th C43.12 Malignant melanoma of left eyelid, including canthus

C43.121 Malignant melanoma of left upper eyelid, including canthus HCC RxHCC

AHA: Q4 2018

C43.122 Malignant melanoma of left lower eyelid, including canthus HCC RxHCC

AHA: Q4 2018

5th C43.2 Malignant melanoma of ear and external auricular canal

C43.20 Malignant melanoma of unspecified ear and external auricular canal HCC RxHCC

C43.21 Malignant melanoma of right ear and external auricular canal HCC RxHCC

C43.22 Malignant melanoma of left ear and external auricular canal HCC RxHCC

5th C43.3 Malignant melanoma of other and unspecified parts of face

C43.30 Malignant melanoma of unspecified part of face HCC RxHCC

C43.31 Malignant melanoma of nose HCC RxHCC

C43.39 Malignant melanoma of other parts of face HCC RxHCC

C43.4 Malignant melanoma of scalp and neck HCC RxHCC

5th C43.5 **Malignant melanoma of trunk**

EXCLUDES *malignant neoplasm of anus NOS (C21.0)*

malignant neoplasm of scrotum (C63.2)

C43.51 **Malignant melanoma of anal skin** HCC RxHCC

Malignant melanoma of anal margin

Malignant melanoma of perianal skin

C43.52 **Malignant melanoma of skin of breast** HCC RxHCC

C43.59 **Malignant melanoma of other part of trunk** HCC RxHCC

5th C43.6 **Malignant melanoma of upper limb, including shoulder**

C43.60 **Malignant melanoma of unspecified upper limb, including shoulder** HCC RxHCC

C43.61 **Malignant melanoma of right upper limb, including shoulder** HCC RxHCC

C43.62 **Malignant melanoma of left upper limb, including shoulder** HCC RxHCC

5th C43.7 **Malignant melanoma of lower limb, including hip**

C43.70 **Malignant melanoma of unspecified lower limb, including hip** HCC RxHCC

C43.71 **Malignant melanoma of right lower limb, including hip** HCC RxHCC

C43.72 **Malignant melanoma of left lower limb, including hip** HCC RxHCC

C43.8 **Malignant melanoma of overlapping sites of skin** HCC RxHCC

C43.9 **Malignant melanoma of skin, unspecified** HCC RxHCC

Malignant melanoma of unspecified site of skin

Melanoma (malignant) NOS

4th C4A **Merkel cell carcinoma**

C4A.0 **Merkel cell carcinoma of lip** HCC RxHCC

EXCLUDES *malignant neoplasm of vermilion border of lip (C00.0-C00.2)*

5th C4A.1 **Merkel cell carcinoma of eyelid, including canthus**

C4A.10 **Merkel cell carcinoma of unspecified eyelid, including canthus** HCC RxHCC

6th C4A.11 Merkel cell carcinoma of right eyelid, including canthus

C4A.111 Merkel cell carcinoma of right upper eyelid, including canthus HCC RxHCC

AHA: Q4 2018

C4A.112 Merkel cell carcinoma of right lower eyelid, including canthus HCC RxHCC

AHA: Q4 2018

6th C4A.12 Merkel cell carcinoma of left eyelid, including canthus

C4A.121 Merkel cell carcinoma of left upper eyelid, including canthus HCC RxHCC

AHA: Q4 2018

C4A.122 Merkel cell carcinoma of left lower eyelid, including canthus HCC RxHCC

AHA: Q4 2018

5th C4A.2 Merkel cell carcinoma of ear and external auricular canal

C4A.20 Merkel cell carcinoma of unspecified ear and external auricular canal HCC RxHCC

C4A.21 Merkel cell carcinoma of right ear and external auricular canal HCC RxHCC

C4A.22 Merkel cell carcinoma of left ear and external auricular canal HCC RxHCC

5th C4A.3 Merkel cell carcinoma of other and unspecified parts of face

C4A.30 Merkel cell carcinoma of unspecified part of face HCC RxHCC

C4A.31 Merkel cell carcinoma of nose HCC RxHCC

C4A.39 Merkel cell carcinoma of other parts of face HCC RxHCC

C4A.4 Merkel cell carcinoma of scalp and neck HCC RxHCC

5th C4A.5 Merkel cell carcinoma of trunk

Excludes1 *malignant neoplasm of anus NOS (C21.0)*

malignant neoplasm of scrotum (C63.2)

C4A.51 Merkel cell carcinoma of anal skin HCC RxHCC

Merkel cell carcinoma of anal margin

Merkel cell carcinoma of perianal skin

C4A.52 Merkel cell carcinoma of skin of breast HCC RxHCC

C4A.59 Merkel cell carcinoma of other part of trunk HCC RxHCC

5th C4A.6 Merkel cell carcinoma of upper limb, including shoulder

C4A.60 Merkel cell carcinoma of unspecified upper limb, including shoulder HCC RxHCC

C4A.61 Merkel cell carcinoma of right upper limb, including shoulder HCC RxHCC

C4A.62 Merkel cell carcinoma of left upper limb, including shoulder HCC RxHCC

5th C4A.7 Merkel cell carcinoma of lower limb, including hip

C4A.70 Merkel cell carcinoma of unspecified lower limb, including hip HCC RxHCC

C4A.71 Merkel cell carcinoma of right lower limb, including hip HCC RxHCC

C4A.72 Merkel cell carcinoma of left lower limb, including hip HCC RxHCC

C4A.8 Merkel cell carcinoma of overlapping sites HCC RxHCC

C4A.9 Merkel cell carcinoma, unspecified HCC RxHCC

Merkel cell carcinoma of unspecified site

Merkel cell carcinoma NOS

4th C44 Other and unspecified malignant neoplasm of skin (Figure 2.1)

INCLUDES *malignant neoplasm of sebaceous glands*

malignant neoplasm of sweat glands

EXCLUDES *Kaposi's sarcoma of skin (C46.0)*

malignant melanoma of skin (C43.-)

malignant neoplasm of skin of genital organs (C51-C52, C60.-, C63.2)

Merkel cell carcinoma (C4A.-)



Figure 2.1 Malignant Neoplasm of Skin

5th C44.0 Other and unspecified malignant neoplasm of skin of lip

EXCLUDES1 *malignant neoplasm of lip (C00.-)*

C44.00 Unspecified malignant neoplasm of skin of lip

C44.01 Basal cell carcinoma of skin of lip

C44.02 Squamous cell carcinoma of skin of lip

C44.09 Other specified malignant neoplasm of skin of lip

5th C44.1 Other and unspecified malignant neoplasm of skin of eyelid, including canthus

EXCLUDES1 *connective tissue of eyelid (C49.0)*

The appropriate 7th character is to be added to each code that specifies laterality from subcategory C44.1*:

1 – upper eyelid

2 – lower eyelid

6th C44.10 Unspecified malignant neoplasm of skin of eyelid, including canthus

C44.101 Unspecified malignant neoplasm of skin of unspecified eyelid, including canthus

7th C44.102 Unspecified malignant neoplasm of skin of right eyelid, including canthus

AHA: Q4 2018

7th C44.109 Unspecified malignant neoplasm of skin of left eyelid, including canthus

AHA: Q4 2018

6th C44.11 Basal cell carcinoma of skin of eyelid, including canthus

C44.111 Basal cell carcinoma of skin of unspecified eyelid, including canthus

7th C44.112 Basal cell carcinoma of skin of right eyelid, including canthus

AHA: Q4 2018

7th C44.119 Basal cell carcinoma of skin of left eyelid, including canthus

AHA: Q4 2018

6th C44.12 Squamous cell carcinoma of skin of eyelid, including canthus

C44.121 Squamous cell carcinoma of skin of unspecified eyelid, including canthus

7th C44.122 Squamous cell carcinoma of skin of right eyelid, including canthus

AHA: Q4 2018

7th C44.129 Squamous cell carcinoma of skin of left eyelid, including canthus

AHA: Q4 2018

6th C44.13 Sebaceous cell carcinoma of skin of eyelid, including canthus

C44.131 Sebaceous cell carcinoma of skin of unspecified eyelid, including canthus

AHA: Q4 2018

7th C44.132 Sebaceous cell carcinoma of skin of right eyelid, including canthus

AHA: Q4 2018

7th C44.139 Sebaceous cell carcinoma of skin of left eyelid, including canthus

AHA: Q4 2018

6th C44.19 Other specified malignant neoplasm of skin of eyelid, including canthus

C44.191 Other specified malignant neoplasm of skin of unspecified eyelid, including canthus

7th C44.192 Other specified malignant neoplasm of skin of right eyelid, including canthus

AHA: Q4 2018

7th C44.199 Other specified malignant neoplasm of skin of left eyelid, including canthus

AHA: Q4 2018

5th C44.2 Other and unspecified malignant neoplasm of skin of ear and external auricular canal

EXCLUDES *connective tissue of ear (C49.0)*

6th C44.20 Unspecified malignant neoplasm of skin of ear and external auricular canal

C44.201 Unspecified malignant neoplasm of skin of unspecified ear and external auricular canal

C44.202 Unspecified malignant neoplasm of skin of right ear and external auricular canal

C44.209 Unspecified malignant neoplasm of skin of left ear and external auricular canal

6th C44.21 Basal cell carcinoma of skin of ear and external auricular canal

C44.211 Basal cell carcinoma of skin of unspecified ear and external auricular canal

C44.212 Basal cell carcinoma of skin of right ear and external auricular canal

C44.219 Basal cell carcinoma of skin of left ear and external auricular canal

6th C44.22 Squamous cell carcinoma of skin of ear and external auricular canal

C44.221 Squamous cell carcinoma of skin of unspecified ear and external auricular canal

C44.222 Squamous cell carcinoma of skin of right ear and external auricular canal

C44.229 Squamous cell carcinoma of skin of left ear and external auricular canal

- C44.29 Other specified malignant neoplasm of skin of ear and external auricular canal
  - C44.291 Other specified malignant neoplasm of skin of unspecified ear and external auricular canal
  - C44.292 Other specified malignant neoplasm of skin of right ear and external auricular canal
  - C44.299 Other specified malignant neoplasm of skin of left ear and external auricular canal
- C44.3 Other and unspecified malignant neoplasm of skin of other and unspecified parts of face
  - C44.30 Unspecified malignant neoplasm of skin of other and unspecified parts of face
    - C44.300 Unspecified malignant neoplasm of skin of unspecified part of face
    - C44.301 Unspecified malignant neoplasm of skin of nose
    - C44.309 Unspecified malignant neoplasm of skin of other parts of face
  - C44.31 Basal cell carcinoma of skin of other and unspecified parts of face
    - C44.310 Basal cell carcinoma of skin of unspecified parts of face
    - C44.311 Basal cell carcinoma of skin of nose
    - C44.319 Basal cell carcinoma of skin of other parts of face
  - C44.32 Squamous cell carcinoma of skin of other and unspecified parts of face
    - C44.320 Squamous cell carcinoma of skin of unspecified parts of face
    - C44.321 Squamous cell carcinoma of skin of nose
    - C44.329 Squamous cell carcinoma of skin of other parts of face
  - C44.39 Other specified malignant neoplasm of skin of other and unspecified parts of face
    - C44.390 Other specified malignant neoplasm of skin of unspecified parts of face
    - C44.391 Other specified malignant neoplasm of skin of nose
    - C44.399 Other specified malignant neoplasm of skin of other parts of face
- C44.4 Other and unspecified malignant neoplasm of skin of scalp and neck
  - C44.40 Unspecified malignant neoplasm of skin of scalp and neck
  - C44.41 Basal cell carcinoma of skin of scalp and neck
  - C44.42 Squamous cell carcinoma of skin of scalp and neck
  - C44.49 Other specified malignant neoplasm of skin of scalp and neck
- C44.5 Other and unspecified malignant neoplasm of skin of trunk

  EXCLUDES *anus NOS (C21.0)*

  scrotum (C63.2)

- C44.50 Unspecified malignant neoplasm of skin of trunk
  - C44.500 Unspecified malignant neoplasm of anal skin
    - Unspecified malignant neoplasm of anal margin
    - Unspecified malignant neoplasm of perianal skin
  - C44.501 Unspecified malignant neoplasm of skin of breast
  - C44.509 Unspecified malignant neoplasm of skin of other part of trunk
- C44.51 Basal cell carcinoma of skin of trunk
  - C44.510 Basal cell carcinoma of anal skin
    - Basal cell carcinoma of anal margin
    - Basal cell carcinoma of perianal skin
  - C44.511 Basal cell carcinoma of skin of breast
  - C44.519 Basal cell carcinoma of skin of other part of trunk
- C44.52 Squamous cell carcinoma of skin of trunk
  - C44.520 Squamous cell carcinoma of anal skin
    - Squamous cell carcinoma of anal margin
    - Squamous cell carcinoma of perianal skin
  - C44.521 Squamous cell carcinoma of skin of breast
  - C44.529 Squamous cell carcinoma of skin of other part of trunk
- C44.59 Other specified malignant neoplasm of skin of trunk
  - C44.590 Other specified malignant neoplasm of anal skin
    - Other specified malignant neoplasm of anal margin
    - Other specified malignant neoplasm of perianal skin
  - C44.591 Other specified malignant neoplasm of skin of breast
  - C44.599 Other specified malignant neoplasm of skin of other part of trunk

C44.6 Other and unspecified malignant neoplasm of skin of upper limb, including shoulder

- C44.60 Unspecified malignant neoplasm of skin of upper limb, including shoulder
  - C44.601 Unspecified malignant neoplasm of skin of unspecified upper limb, including shoulder
  - C44.602 Unspecified malignant neoplasm of skin of right upper limb, including shoulder
  - C44.609 Unspecified malignant neoplasm of skin of left upper limb, including shoulder

6th C44.61 Basal cell carcinoma of skin of upper limb, including shoulder
- C44.611 Basal cell carcinoma of skin of unspecified upper limb, including shoulder
- C44.612 Basal cell carcinoma of skin of right upper limb, including shoulder
- C44.619 Basal cell carcinoma of skin of left upper limb, including shoulder

6th C44.62 Squamous cell carcinoma of skin of upper limb, including shoulder
- C44.621 Squamous cell carcinoma of skin of unspecified upper limb, including shoulder
- C44.622 Squamous cell carcinoma of skin of right upper limb, including shoulder
- C44.629 Squamous cell carcinoma of skin of left upper limb, including shoulder

6th C44.69 Other specified malignant neoplasm of skin of upper limb, including shoulder
- C44.691 Other specified malignant neoplasm of skin of unspecified upper limb, including shoulder
- C44.692 Other specified malignant neoplasm of skin of right upper limb, including shoulder
- C44.699 Other specified malignant neoplasm of skin of left upper limb, including shoulder

5th C44.7 Other and unspecified malignant neoplasm of skin of lower limb, including hip

6th C44.70 Unspecified malignant neoplasm of skin of lower limb, including hip
- C44.701 Unspecified malignant neoplasm of skin of unspecified lower limb, including hip
- C44.702 Unspecified malignant neoplasm of skin of right lower limb, including hip
- C44.709 Unspecified malignant neoplasm of skin of left lower limb, including hip

6th C44.71 Basal cell carcinoma of skin of lower limb, including hip
- C44.711 Basal cell carcinoma of skin of unspecified lower limb, including hip
- C44.712 Basal cell carcinoma of skin of right lower limb, including hip
- C44.719 Basal cell carcinoma of skin of left lower limb, including hip

6th C44.72 Squamous cell carcinoma of skin of lower limb, including hip
- C44.721 Squamous cell carcinoma of skin of unspecified lower limb, including hip
- C44.722 Squamous cell carcinoma of skin of right lower limb, including hip
- C44.729 Squamous cell carcinoma of skin of left lower limb, including hip

C44.79 Other specified malignant neoplasm of skin of lower limb, including hip
C44.791 Other specified malignant neoplasm of skin of unspecified lower limb, including hip
C44.792 Other specified malignant neoplasm of skin of right lower limb, including hip
C44.799 Other specified malignant neoplasm of skin of left lower limb, including hip

C44.8 Other and unspecified malignant neoplasm of overlapping sites of skin
C44.80 Unspecified malignant neoplasm of overlapping sites of skin
C44.81 Basal cell carcinoma of overlapping sites of skin
C44.82 Squamous cell carcinoma of overlapping sites of skin
C44.89 Other specified malignant neoplasm of overlapping sites of skin

C44.9 Other and unspecified malignant neoplasm of skin, unspecified
C44.90 Unspecified malignant neoplasm of skin, unspecified
Malignant neoplasm of unspecified site of skin
C44.91 Basal cell carcinoma of skin, unspecified
C44.92 Squamous cell carcinoma of skin, unspecified
C44.99 Other specified malignant neoplasm of skin, unspecified

*CMS does not include 7th character options for some codes under category C44. The publisher added the 7th character options for the benefit of the user.

Malignant neoplasms of mesothelial and soft tissue (C45-C49)

4th C45 **Mesothelioma**

C45.0 **Mesothelioma of pleura** CC HCC RxHCC CC/MCC Exc

AHA: Q2 2017

Excludes *other malignant neoplasm of pleura (C38.4)*

C45.1 **Mesothelioma of peritoneum** CC HCC RxHCC CC/MCC Exc

Mesothelioma of cul-de-sac
Mesothelioma of mesentery
Mesothelioma of mesocolon
Mesothelioma of omentum
Mesothelioma of peritoneum (parietal) (pelvic)

Excludes *other malignant neoplasm of soft tissue of peritoneum (C48.-)*

C45.2 **Mesothelioma of pericardium** CC HCC RxHCC CC/MCC Exc

Excludes *other malignant neoplasm of pericardium (C38.0)*

C45.7 **Mesothelioma of other sites** HCC RxHCC CC/MCC Exc

C45.9 **Mesothelioma, unspecified** HCC RxHCC CC/MCC Exc

4th C46 **Kaposi's sarcoma**

Code first any human immunodeficiency virus [HIV] disease (B20)

C46.0 **Kaposi's sarcoma of skin** CC HCC RxHCC CC/MCC Exc

C46.1 **Kaposi's sarcoma of soft tissue** CC HCC RxHCC CC/MCC Exc

Kaposi's sarcoma of blood vessel
Kaposi's sarcoma of connective tissue
Kaposi's sarcoma of fascia
Kaposi's sarcoma of ligament
Kaposi's sarcoma of lymphatic(s) NEC
Kaposi's sarcoma of muscle

Excludes *Kaposi's sarcoma of lymph glands and nodes (C46.3)*

C46.2 **Kaposi's sarcoma of palate** CC HCC RxHCC CC/MCC Exc

C46.3 **Kaposi's sarcoma of lymph nodes** CC HCC RxHCC CC/MCC Exc

C46.4 **Kaposi's sarcoma of gastrointestinal sites** CC HCC RxHCC CC/MCC Exc

5th C46.5 Kaposi's sarcoma of lung

C46.50 Kaposi's sarcoma of unspecified lung CC HCC RxHCC CC/MCC Exc

C46.51 Kaposi's sarcoma of right lung CC HCC RxHCC CC/MCC Exc

C46.52 Kaposi's sarcoma of left lung CC HCC RxHCC CC/MCC Exc

C46.7 Kaposi's sarcoma of other sites CC HCC RxHCC CC/MCC Exc

C46.9 Kaposi's sarcoma, unspecified CC HCC RxHCC CC/MCC Exc

Kaposi's sarcoma of unspecified site

4th C47 Malignant neoplasm of peripheral nerves and autonomic nervous system

INCLUDES *malignant neoplasm of sympathetic and parasympathetic nerves and ganglia*

EXCLUDES1 *Kaposi's sarcoma of soft tissue (C46.1)*

C47.0 Malignant neoplasm of peripheral nerves of head, face and neck CC HCC RxHCC CC/MCC Exc

EXCLUDES1 *malignant neoplasm of peripheral nerves of orbit (C69.6-)*

5th C47.1 Malignant neoplasm of peripheral nerves of upper limb, including shoulder

C47.10 Malignant neoplasm of peripheral nerves of unspecified upper limb, including shoulder CC HCC RxHCC CC/MCC Exc

C47.11 Malignant neoplasm of peripheral nerves of right upper limb, including shoulder CC HCC RxHCC CC/MCC Exc

C47.12 Malignant neoplasm of peripheral nerves of left upper limb, including shoulder CC HCC RxHCC CC/MCC Exc

5th C47.2 Malignant neoplasm of peripheral nerves of lower limb, including hip

C47.20 Malignant neoplasm of peripheral nerves of unspecified lower limb, including hip CC HCC RxHCC CC/MCC Exc

C47.21 Malignant neoplasm of peripheral nerves of right lower limb, including hip CC HCC RxHCC CC/MCC Exc

C47.22 Malignant neoplasm of peripheral nerves of left lower limb, including hip CC HCC RxHCC CC/MCC Exc

C47.3 Malignant neoplasm of peripheral nerves of thorax CC HCC RxHCC CC/MCC Exc

C47.4 Malignant neoplasm of peripheral nerves of abdomen CC HCC RxHCC CC/MCC Exc

C47.5 Malignant neoplasm of peripheral nerves of pelvis CC HCC RxHCC CC/MCC Exc

C47.6 Malignant neoplasm of peripheral nerves of trunk, unspecified CC HCC RxHCC CC/MCC Exc

Malignant neoplasm of peripheral nerves of unspecified part of trunk

C47.8 Malignant neoplasm of overlapping sites of peripheral nerves and autonomic nervous system CC HCC RxHCC CC/MCC Exc

C47.9 Malignant neoplasm of peripheral nerves and autonomic nervous system, unspecified CC HCC RxHCC CC/MCC Exc

Malignant neoplasm of unspecified site of peripheral nerves and autonomic nervous system

4th **C48 Malignant neoplasm of retroperitoneum and peritoneum**

EXCLUDES *Kaposi's sarcoma of connective tissue (C46.1)*
mesothelioma (C45.-)

C48.0 Malignant neoplasm of retroperitoneum CC HCC RxHCC CC/MCC Ex6

C48.1 Malignant neoplasm of specified parts of peritoneum CC HCC RxHCC CC/MCC Ex6

Malignant neoplasm of cul-de-sac
Malignant neoplasm of mesentery
Malignant neoplasm of mesocolon
Malignant neoplasm of omentum
Malignant neoplasm of parietal peritoneum
Malignant neoplasm of pelvic peritoneum

C48.2 Malignant neoplasm of peritoneum, unspecified CC HCC RxHCC CC/MCC Ex6

C48.8 Malignant neoplasm of overlapping sites of retroperitoneum and peritoneum CC HCC RxHCC CC/MCC Ex6

4th **C49 Malignant neoplasm of other connective and soft tissue**

INCLUDES *malignant neoplasm of blood vessel*
malignant neoplasm of bursa
malignant neoplasm of cartilage
malignant neoplasm of fascia
malignant neoplasm of fat
malignant neoplasm of ligament, except uterine
malignant neoplasm of lymphatic vessel
malignant neoplasm of muscle
malignant neoplasm of synovia
malignant neoplasm of tendon (sheath)

EXCLUDES *malignant neoplasm of cartilage (of):*
articular (C40-C41)
larynx (C32.3)
nose (C30.0)
malignant neoplasm of connective tissue of breast (C50.-)

EXCLUDES *Kaposi's sarcoma of soft tissue (C46.1)*
malignant neoplasm of heart (C38.0)
malignant neoplasm of peripheral nerves and autonomic nervous system (C47.-)
malignant neoplasm of peritoneum (C48.2)
malignant neoplasm of retroperitoneum (C48.0)
malignant neoplasm of uterine ligament (C57.3)
mesothelioma (C45.-)

C49.0 **Malignant neoplasm of connective and soft tissue of head, face and neck** CC HCC RxHCC CC/MCC Exc

Malignant neoplasm of connective tissue of ear

Malignant neoplasm of connective tissue of eyelid

EXCLUDES1 *connective tissue of orbit (C69.6-)*

5th C49.1 **Malignant neoplasm of connective and soft tissue of upper limb, including shoulder**

C49.10 **Malignant neoplasm of connective and soft tissue of unspecified upper limb, including shoulder** CC HCC RxHCC CC/MCC Exc

C49.11 **Malignant neoplasm of connective and soft tissue of right upper limb, including shoulder** CC HCC RxHCC CC/MCC Exc

C49.12 **Malignant neoplasm of connective and soft tissue of left upper limb, including shoulder** CC HCC RxHCC CC/MCC Exc

5th C49.2 **Malignant neoplasm of connective and soft tissue of lower limb, including hip**

C49.20 **Malignant neoplasm of connective and soft tissue of unspecified lower limb, including hip** CC HCC RxHCC CC/MCC Exc

C49.21 **Malignant neoplasm of connective and soft tissue of right lower limb, including hip** CC HCC RxHCC CC/MCC Exc

C49.22 **Malignant neoplasm of connective and soft tissue of left lower limb, including hip** CC HCC RxHCC CC/MCC Exc

C49.3 **Malignant neoplasm of connective and soft tissue of thorax** CC HCC RxHCC CC/MCC Exc

AHA: Q3 2015

Malignant neoplasm of axilla

Malignant neoplasm of diaphragm

Malignant neoplasm of great vessels

EXCLUDES1 *malignant neoplasm of breast (C50.-)*

malignant neoplasm of heart (C38.0)

malignant neoplasm of mediastinum (C38.1-C38.3)

malignant neoplasm of thymus (C37)

C49.4 **Malignant neoplasm of connective and soft tissue of abdomen** CC HCC RxHCC CC/MCC Exc

AHA: Q4 2019

Malignant neoplasm of abdominal wall

Malignant neoplasm of hypochondrium

C49.5 **Malignant neoplasm of connective and soft tissue of pelvis** CC HCC RxHCC CC/MCC Exc

Malignant neoplasm of buttock

Malignant neoplasm of groin

Malignant neoplasm of perineum

C49.6 **Malignant neoplasm of connective and soft tissue of trunk, unspecified** CC HCC RxHCC CC/MCC Ex0

Malignant neoplasm of back NOS

C49.8 **Malignant neoplasm of overlapping sites of connective and soft tissue** CC HCC RxHCC CC/MCC Ex0

Primary malignant neoplasm of two or more contiguous sites of connective and soft tissue

C49.9 **Malignant neoplasm of connective and soft tissue, unspecified** CC HCC RxHCC CC/MCC Ex0

5th C49.A **Gastrointestinal stromal tumor**

C49.A0 **Gastrointestinal stromal tumor, unspecified site** CC HCC RxHCC CC/MCC Ex0

AHA: Q4 2016

C49.A1 **Gastrointestinal stromal tumor of esophagus** CC HCC RxHCC CC/MCC Ex0

AHA: Q4 2016

C49.A2 **Gastrointestinal stromal tumor of stomach** CC HCC RxHCC CC/MCC Ex0

AHA: Q4 2016

C49.A3 **Gastrointestinal stromal tumor of small intestine** CC HCC RxHCC CC/MCC Ex0

AHA: Q4 2016

C49.A4 **Gastrointestinal stromal tumor of large intestine** CC HCC RxHCC CC/MCC Ex0

AHA: Q4 2016

C49.A5 **Gastrointestinal stromal tumor of rectum** CC HCC RxHCC CC/MCC Ex0

AHA: Q4 2016

C49.A9 **Gastrointestinal stromal tumor of other sites** CC HCC RxHCC CC/MCC Ex0

AHA: Q4 2016

Malignant neoplasms of breast (C50)

4th C50 Malignant neoplasm of breast (Figure 2.2)

INCLUDES *connective tissue of breast*
Paget's disease of breast
Paget's disease of nipple

Use additional code to identify estrogen, and other hormones and factors receptor status (Z17.-)

EXCLUDES1 *skin of breast (C44.501, C44.511, C44.521, C44.591)*

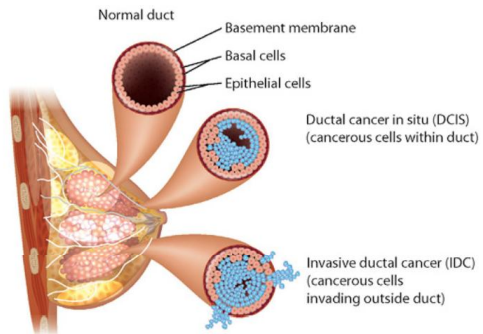

Figure 2.2 Malignant Neoplasm of the Breast

5th C50.0 Malignant neoplasm of nipple and areola

6th C50.01 Malignant neoplasm of nipple and areola, female

C50.011 Malignant neoplasm of nipple and areola, right female breast HCC RxHCC

C50.012 Malignant neoplasm of nipple and areola, left female breast HCC RxHCC

C50.019 Malignant neoplasm of nipple and areola, unspecified female breast HCC RxHCC

6th C50.02 Malignant neoplasm of nipple and areola, male

C50.021 Malignant neoplasm of nipple and areola, right male breast HCC RxHCC

C50.022 Malignant neoplasm of nipple and areola, left male breast HCC RxHCC

C50.029 Malignant neoplasm of nipple and areola, unspecified male breast HCC RxHCC

- C50.1 Malignant neoplasm of central portion of breast
  - C50.11 Malignant neoplasm of central portion of breast, female
    - C50.111 Malignant neoplasm of central portion of right female breast HCC RxHCC
    - C50.112 Malignant neoplasm of central portion of left female breast HCC RxHCC
    - C50.119 Malignant neoplasm of central portion of unspecified female breast HCC RxHCC
  - C50.12 Malignant neoplasm of central portion of breast, male
    - C50.121 Malignant neoplasm of central portion of right male breast HCC RxHCC
    - C50.122 Malignant neoplasm of central portion of left male breast HCC RxHCC
    - C50.129 Malignant neoplasm of central portion of unspecified male breast HCC RxHCC
- C50.2 Malignant neoplasm of upper-inner quadrant of breast
  - C50.21 Malignant neoplasm of upper-inner quadrant of breast, female
    - C50.211 Malignant neoplasm of upper-inner quadrant of right female breast HCC RxHCC
    - C50.212 Malignant neoplasm of upper-inner quadrant of left female breast HCC RxHCC
    - C50.219 Malignant neoplasm of upper-inner quadrant of unspecified female breast HCC RxHCC
  - C50.22 Malignant neoplasm of upper-inner quadrant of breast, male
    - C50.221 Malignant neoplasm of upper-inner quadrant of right male breast HCC RxHCC
    - C50.222 Malignant neoplasm of upper-inner quadrant of left male breast HCC RxHCC
    - C50.229 Malignant neoplasm of upper-inner quadrant of unspecified male breast HCC RxHCC
- C50.3 Malignant neoplasm of lower-inner quadrant of breast
  - C50.31 Malignant neoplasm of lower-inner quadrant of breast, female
    - C50.311 Malignant neoplasm of lower-inner quadrant of right female breast HCC RxHCC
    - C50.312 Malignant neoplasm of lower-inner quadrant of left female breast HCC RxHCC
    - C50.319 Malignant neoplasm of lower-inner quadrant of unspecified female breast HCC RxHCC
  - C50.32 Malignant neoplasm of lower-inner quadrant of breast, male
    - C50.321 Malignant neoplasm of lower-inner quadrant of right male breast HCC RxHCC
    - C50.322 Malignant neoplasm of lower-inner quadrant of left male breast HCC RxHCC
    - C50.329 Malignant neoplasm of lower-inner quadrant of unspecified male breast HCC RxHCC

- C50.4 Malignant neoplasm of upper-outer quadrant of breast
  - C50.41 Malignant neoplasm of upper-outer quadrant of breast, female
    - C50.411 Malignant neoplasm of upper-outer quadrant of right female breast HCC RxHCC
    - C50.412 Malignant neoplasm of upper-outer quadrant of left female breast HCC RxHCC
    - C50.419 Malignant neoplasm of upper-outer quadrant of unspecified female breast HCC RxHCC
  - C50.42 Malignant neoplasm of upper-outer quadrant of breast, male
    - C50.421 Malignant neoplasm of upper-outer quadrant of right male breast HCC RxHCC
    - C50.422 Malignant neoplasm of upper-outer quadrant of left male breast HCC RxHCC
    - C50.429 Malignant neoplasm of upper-outer quadrant of unspecified male breast HCC RxHCC
- C50.5 Malignant neoplasm of lower-outer quadrant of breast
  - C50.51 Malignant neoplasm of lower-outer quadrant of breast, female
    - C50.511 Malignant neoplasm of lower-outer quadrant of right female breast HCC RxHCC
    - C50.512 Malignant neoplasm of lower-outer quadrant of left female breast HCC RxHCC
    - C50.519 Malignant neoplasm of lower-outer quadrant of unspecified female breast HCC RxHCC
  - C50.52 Malignant neoplasm of lower-outer quadrant of breast, male
    - C50.521 Malignant neoplasm of lower-outer quadrant of right male breast HCC RxHCC
    - C50.522 Malignant neoplasm of lower-outer quadrant of left male breast HCC RxHCC
    - C50.529 Malignant neoplasm of lower-outer quadrant of unspecified male breast HCC RxHCC
- C50.6 Malignant neoplasm of axillary tail of breast
  - C50.61 Malignant neoplasm of axillary tail of breast, female
    - C50.611 Malignant neoplasm of axillary tail of right female breast HCC RxHCC
    - C50.612 Malignant neoplasm of axillary tail of left female breast HCC RxHCC
    - C50.619 Malignant neoplasm of axillary tail of unspecified female breast HCC RxHCC
  - C50.62 Malignant neoplasm of axillary tail of breast, male
    - C50.621 Malignant neoplasm of axillary tail of right male breast HCC RxHCC
    - C50.622 Malignant neoplasm of axillary tail of left male breast HCC RxHCC
    - C50.629 Malignant neoplasm of axillary tail of unspecified male breast HCC RxHCC

- C50.8 Malignant neoplasm of overlapping sites of breast
  - C50.81 Malignant neoplasm of overlapping sites of breast, female
    - C50.811 Malignant neoplasm of overlapping sites of right female breast HCC RxHCC
    - C50.812 Malignant neoplasm of overlapping sites of left female breast HCC RxHCC
    - C50.819 Malignant neoplasm of overlapping sites of unspecified female breast HCC RxHCC
  - C50.82 Malignant neoplasm of overlapping sites of breast, male
    - C50.821 Malignant neoplasm of overlapping sites of right male breast HCC RxHCC
    - C50.822 Malignant neoplasm of overlapping sites of left male breast HCC RxHCC
    - C50.829 Malignant neoplasm of overlapping sites of unspecified male breast HCC RxHCC
- C50.9 Malignant neoplasm of breast of unspecified site
  - C50.91 Malignant neoplasm of breast of unspecified site, female
    - C50.911 Malignant neoplasm of unspecified site of right female breast HCC RxHCC
    - C50.912 Malignant neoplasm of unspecified site of left female breast HCC RxHCC
      - **AHA:** Q3 2022
    - C50.919 Malignant neoplasm of unspecified site of unspecified female breast HCC RxHCC
  - C50.92 Malignant neoplasm of breast of unspecified site, male
    - C50.921 Malignant neoplasm of unspecified site of right male breast HCC RxHCC
    - C50.922 Malignant neoplasm of unspecified site of left male breast HCC RxHCC
    - C50.929 Malignant neoplasm of unspecified site of unspecified male breast HCC RxHCC
- C50.A Malignant inflammatory neoplasm of breast
  - *Inflammatory breast cancer (IBC)
  - C50.A0 Malignant inflammatory neoplasm of unspecified breast
  - C50.A1 Malignant inflammatory neoplasm of right breast
  - C50.A2 Malignant inflammatory neoplasm of left breast

Malignant neoplasms of female genital organs (C51-C58)

INCLUDES *malignant neoplasm of skin of female genital organs*

4th C51 **Malignant neoplasm of vulva**

EXCLUDES1 *carcinoma in situ of vulva (D07.1)*

C51.0 **Malignant neoplasm of labium majus** HCC CC/MCC Exc

Malignant neoplasm of Bartholin's [greater vestibular] gland

C51.1 **Malignant neoplasm of labium minus** HCC CC/MCC Exc

C51.2 **Malignant neoplasm of clitoris** HCC CC/MCC Exc

C51.8 **Malignant neoplasm of overlapping sites of vulva** HCC CC/MCC Exc

C51.9 **Malignant neoplasm of vulva, unspecified** HCC CC/MCC Exc

Malignant neoplasm of external female genitalia NOS

Malignant neoplasm of pudendum

C52 **Malignant neoplasm of vagina** HCC CC/MCC Exc

EXCLUDES1 *carcinoma in situ of vagina (D07.2)*

4th C53 **Malignant neoplasm of cervix uteri**

EXCLUDES1 *carcinoma in situ of cervix uteri (D06.-)*

C53.0 **Malignant neoplasm of endocervix** HCC CC/MCC Exc

C53.1 **Malignant neoplasm of exocervix** HCC CC/MCC Exc

C53.8 **Malignant neoplasm of overlapping sites of cervix uteri** HCC CC/MCC Exc

C53.9 **Malignant neoplasm of cervix uteri, unspecified** HCC CC/MCC Exc

AHA: Q4 2017

4th C54 **Malignant neoplasm of corpus uteri**

C54.0 **Malignant neoplasm of isthmus uteri** HCC CC/MCC Exc

Malignant neoplasm of lower uterine segment

C54.1 **Malignant neoplasm of endometrium** HCC CC/MCC Exc

C54.2 **Malignant neoplasm of myometrium** HCC CC/MCC Exc

C54.3 **Malignant neoplasm of fundus uteri** HCC CC/MCC Exc

C54.8 **Malignant neoplasm of overlapping sites of corpus uteri** HCC CC/MCC Exc

AHA: Q3 2023

C54.9 **Malignant neoplasm of corpus uteri, unspecified** HCC CC/MCC Exc

C55 **Malignant neoplasm of uterus, part unspecified** HCC CC/MCC Exc

4th C56 Malignant neoplasm of ovary

Use additional code to identify any functional activity

C56.1 Malignant neoplasm of right ovary CC HCC RxHCC CC/MCC Exc

AHA: Q2 2025

C56.2 Malignant neoplasm of left ovary CC HCC RxHCC CC/MCC Exc

C56.3 Malignant neoplasm of bilateral ovaries CC HCC RxHCC CC/MCC Exc

C56.9 Malignant neoplasm of unspecified ovary CC HCC RxHCC CC/MCC Exc

4th C57 Malignant neoplasm of other and unspecified female genital organs

5th C57.0 Malignant neoplasm of fallopian tube

Malignant neoplasm of oviduct

Malignant neoplasm of uterine tube

C57.00 Malignant neoplasm of unspecified fallopian tube HCC RxHCC CC/MCC Exc

C57.01 Malignant neoplasm of right fallopian tube HCC RxHCC CC/MCC Exc

C57.02 Malignant neoplasm of left fallopian tube HCC RxHCC CC/MCC Exc

5th C57.1 Malignant neoplasm of broad ligament

C57.10 Malignant neoplasm of unspecified broad ligament HCC RxHCC CC/MCC Exc

C57.11 Malignant neoplasm of right broad ligament HCC RxHCC CC/MCC Exc

C57.12 Malignant neoplasm of left broad ligament HCC RxHCC CC/MCC Exc

5th C57.2 Malignant neoplasm of round ligament

C57.20 Malignant neoplasm of unspecified round ligament HCC RxHCC CC/MCC Exc

C57.21 Malignant neoplasm of right round ligament HCC RxHCC CC/MCC Exc

C57.22 Malignant neoplasm of left round ligament HCC RxHCC CC/MCC Exc

C57.3 Malignant neoplasm of parametrium HCC RxHCC CC/MCC Exc

Malignant neoplasm of uterine ligament NOS

C57.4 Malignant neoplasm of uterine adnexa, unspecified HCC RxHCC CC/MCC Exc

C57.7 Malignant neoplasm of other specified female genital organs HCC CC/MCC Exc

Malignant neoplasm of wolffian body or duct

C57.8 **Malignant neoplasm of overlapping sites of female genital organs** HCC CC/MCC Ex0

Primary malignant neoplasm of two or more contiguous sites of the female genital organs whose point of origin cannot be determined

Primary tubo-ovarian malignant neoplasm whose point of origin cannot be determined

Primary utero-ovarian malignant neoplasm whose point of origin cannot be determined

C57.9 **Malignant neoplasm of female genital organ, unspecified** HCC CC/MCC Ex0

Malignant neoplasm of female genitourinary tract NOS

C58 **Malignant neoplasm of placenta** M HCC RxHCC CC/MCC Ex0

INCLUDES *choriocarcinoma NOS*

chorionepithelioma NOS

EXCLUDES *chorioadenoma (destruens) (D39.2)*

hydatidiform mole NOS (O01.9)

invasive hydatidiform mole (D39.2)

male choriocarcinoma NOS (C62.9-)

malignant hydatidiform mole (D39.2)

Malignant neoplasms of male genital organs (C60-C63)

INCLUDES *malignant neoplasm of skin of male genital organs*

4th C60 **Malignant neoplasm of penis**

C60.0 **Malignant neoplasm of prepuce** HCC RxHCC CC/MCC Ex0

Malignant neoplasm of foreskin

C60.1 **Malignant neoplasm of glans penis** HCC RxHCC CC/MCC Ex0

C60.2 **Malignant neoplasm of body of penis** HCC RxHCC CC/MCC Ex0

Malignant neoplasm of corpus cavernosum

C60.8 **Malignant neoplasm of overlapping sites of penis** HCC RxHCC CC/MCC Ex0

C60.9 **Malignant neoplasm of penis, unspecified** HCC RxHCC CC/MCC Ex0

Malignant neoplasm of skin of penis NOS

C61 **Malignant neoplasm of prostate** HCC RxHCC CC/MCC Ex0

AHA: Q1 2017

Use additional code, if applicable, to identify:

hormone sensitivity status (Z19.1-Z19.2)

rising PSA following treatment for malignant neoplasm of prostate (R97.21)

EXCLUDES *malignant neoplasm of seminal vesicle (C63.7)*

4th C62 **Malignant neoplasm of testis**

Use additional code to identify any functional activity

5th C62.0 **Malignant neoplasm of undescended testis**

Malignant neoplasm of ectopic testis

Malignant neoplasm of retained testis

C62.00 **Malignant neoplasm of unspecified undescended testis** HCC RxHCC CC/MCC Ex0

C62.01 **Malignant neoplasm of undescended right testis** HCC RxHCC CC/MCC Ex0

C62.02 **Malignant neoplasm of undescended left testis** HCC RxHCC CC/MCC Ex0

5th C62.1 Malignant neoplasm of descended testis

Malignant neoplasm of scrotal testis

C62.10 Malignant neoplasm of unspecified descended testis HCC RxHCC CC/MCC Ex0

C62.11 Malignant neoplasm of descended right testis HCC RxHCC CC/MCC Ex0

C62.12 Malignant neoplasm of descended left testis HCC RxHCC CC/MCC Ex0

5th C62.9 Malignant neoplasm of testis, unspecified whether descended or undescended

C62.90 Malignant neoplasm of unspecified testis, unspecified whether descended or undescended HCC RxHCC CC/MCC Ex0

Malignant neoplasm of testis NOS

C62.91 Malignant neoplasm of right testis, unspecified whether descended or undescended HCC RxHCC CC/MCC Ex0

C62.92 Malignant neoplasm of left testis, unspecified whether descended or undescended HCC RxHCC CC/MCC Ex0

4th C63 Malignant neoplasm of other and unspecified male genital organs

5th C63.0 Malignant neoplasm of epididymis

C63.00 Malignant neoplasm of unspecified epididymis HCC RxHCC CC/MCC Ex0

C63.01 Malignant neoplasm of right epididymis HCC RxHCC CC/MCC Ex0

C63.02 Malignant neoplasm of left epididymis HCC RxHCC CC/MCC Ex0

5th C63.1 Malignant neoplasm of spermatic cord

C63.10 Malignant neoplasm of unspecified spermatic cord HCC RxHCC CC/MCC Ex0

C63.11 Malignant neoplasm of right spermatic cord HCC RxHCC CC/MCC Ex0

C63.12 Malignant neoplasm of left spermatic cord HCC RxHCC CC/MCC Ex0

C63.2 Malignant neoplasm of scrotum HCC RxHCC CC/MCC Ex0

Malignant neoplasm of skin of scrotum

C63.7 Malignant neoplasm of other specified male genital organs HCC RxHCC CC/MCC Ex0

Malignant neoplasm of seminal vesicle

Malignant neoplasm of tunica vaginalis

C63.8 Malignant neoplasm of overlapping sites of male genital organs HCC RxHCC CC/MCC Ex0

Primary malignant neoplasm of two or more contiguous sites of male genital organs whose point of origin cannot be determined

C63.9 Malignant neoplasm of male genital organ, unspecified HCC RxHCC CC/MCC Ex0

Malignant neoplasm of male genitourinary tract NOS

Malignant neoplasms of urinary tract (C64-C68)

4th C64 Malignant neoplasm of kidney, except renal pelvis

EXCLUDES1 *malignant carcinoid tumor of the kidney (C7A.093)*
malignant neoplasm of renal calyces (C65.-)
malignant neoplasm of renal pelvis (C65.-)

C64.1 Malignant neoplasm of right kidney, except renal pelvis CC HCC RxHCC CC/MCC Ex0

AHA: Q2 2025

C64.2 Malignant neoplasm of left kidney, except renal pelvis CC HCC RxHCC CC/MCC Ex0

C64.9 Malignant neoplasm of unspecified kidney, except renal pelvis CC HCC RxHCC CC/MCC Ex0

4th C65 Malignant neoplasm of renal pelvis

INCLUDES *malignant neoplasm of pelviureteric junction*
malignant neoplasm of renal calyces

C65.1 Malignant neoplasm of right renal pelvis CC HCC RxHCC CC/MCC Ex0

C65.2 Malignant neoplasm of left renal pelvis CC HCC RxHCC CC/MCC Ex0

C65.9 Malignant neoplasm of unspecified renal pelvis CC HCC RxHCC CC/MCC Ex0

4th C66 Malignant neoplasm of ureter

EXCLUDES1 *malignant neoplasm of ureteric orifice of bladder (C67.6)*

C66.1 Malignant neoplasm of right ureter CC HCC RxHCC CC/MCC Ex0

C66.2 Malignant neoplasm of left ureter CC HCC RxHCC CC/MCC Ex0

C66.9 Malignant neoplasm of unspecified ureter CC HCC RxHCC CC/MCC Ex0

4th C67 Malignant neoplasm of bladder (Figure 2.3)

C67.0 Malignant neoplasm of trigone of bladder HCC RxHCC CC/MCC Ex0

C67.1 Malignant neoplasm of dome of bladder HCC RxHCC CC/MCC Ex0

AHA: Q3 2023

C67.2 Malignant neoplasm of lateral wall of bladder HCC RxHCC CC/MCC Ex0

AHA: Q3 2023

C67.3 Malignant neoplasm of anterior wall of bladder HCC RxHCC CC/MCC Ex0

AHA: Q3 2023

C67.4 **Malignant neoplasm of posterior wall of bladder** HCC RxHCC CC/MCC Ex0

C67.5 **Malignant neoplasm of bladder neck** HCC RxHCC CC/MCC Ex0

AHA: Q3 2023

Malignant neoplasm of internal urethral orifice

C67.6 **Malignant neoplasm of ureteric orifice** HCC RxHCC CC/MCC Ex0

C67.7 **Malignant neoplasm of urachus** HCC RxHCC CC/MCC Ex0

C67.8 **Malignant neoplasm of overlapping sites of bladder** HCC RxHCC CC/MCC Ex0

C67.9 **Malignant neoplasm of bladder, unspecified** HCC RxHCC CC/MCC Ex0

AHA: Q1 2016

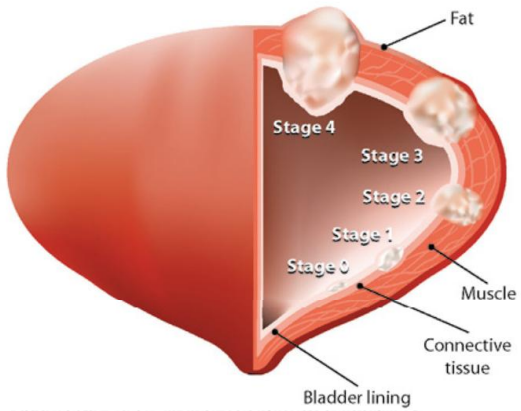

Figure 2.3 Malignant Neoplasm of Bladder

4th C68 **Malignant neoplasm of other and unspecified urinary organs**

EXCLUDES1 *malignant neoplasm of female genitourinary tract NOS (C57.9)*

malignant neoplasm of male genitourinary tract NOS (C63.9)

C68.0 **Malignant neoplasm of urethra** CC HCC RxHCC CC/MCC Ex0

EXCLUDES1 *malignant neoplasm of urethral orifice of bladder (C67.5)*

C68.1 **Malignant neoplasm of paraurethral glands** CC HCC RxHCC CC/MCC Ex0

C68.8 **Malignant neoplasm of overlapping sites of urinary organs** CC HCC RxHCC CC/MCC Ex0

Primary malignant neoplasm of two or more contiguous sites of urinary organs whose point of origin cannot be determined

C68.9 **Malignant neoplasm of urinary organ, unspecified** CC HCC RxHCC CC/MCC Ex0

Malignant neoplasm of urinary system NOS

Malignant neoplasms of eye, brain and other parts of central nervous system (C69-C72)

4th C69 **Malignant neoplasm of eye and adnexa**

EXCLUDES1 *malignant neoplasm of connective tissue of eyelid (C49.0)*
malignant neoplasm of eyelid (skin) (C43.1-, C44.1-)
malignant neoplasm of optic nerve (C72.3-)

5th C69.0 **Malignant neoplasm of conjunctiva**

- C69.00 **Malignant neoplasm of unspecified conjunctiva** HCC RxHCC CC/MCC Ex0
- C69.01 **Malignant neoplasm of right conjunctiva** HCC RxHCC CC/MCC Ex0
- C69.02 **Malignant neoplasm of left conjunctiva** HCC RxHCC CC/MCC Ex0

5th C69.1 **Malignant neoplasm of cornea**

- C69.10 **Malignant neoplasm of unspecified cornea** HCC RxHCC CC/MCC Ex0
- C69.11 **Malignant neoplasm of right cornea** HCC RxHCC CC/MCC Ex0
- C69.12 **Malignant neoplasm of left cornea** HCC RxHCC CC/MCC Ex0

5th C69.2 **Malignant neoplasm of retina**

EXCLUDES1 *dark area on retina (D49.81)*
neoplasm of unspecified behavior of retina and choroid (D49.81)
retinal freckle (D49.81)

- C69.20 **Malignant neoplasm of unspecified retina** HCC RxHCC CC/MCC Ex0
- C69.21 **Malignant neoplasm of right retina** HCC RxHCC CC/MCC Ex0
- C69.22 **Malignant neoplasm of left retina** HCC RxHCC CC/MCC Ex0

5th C69.3 **Malignant neoplasm of choroid**

- C69.30 **Malignant neoplasm of unspecified choroid** HCC RxHCC CC/MCC Ex0
- C69.31 **Malignant neoplasm of right choroid** HCC RxHCC CC/MCC Ex0
- C69.32 **Malignant neoplasm of left choroid** HCC RxHCC CC/MCC Ex0

5th C69.4 **Malignant neoplasm of ciliary body**

- C69.40 **Malignant neoplasm of unspecified ciliary body** HCC RxHCC CC/MCC Ex0
- C69.41 **Malignant neoplasm of right ciliary body** HCC RxHCC CC/MCC Ex0
- C69.42 **Malignant neoplasm of left ciliary body** HCC RxHCC CC/MCC Ex0

5th C69.5 **Malignant neoplasm of lacrimal gland and duct**

Malignant neoplasm of lacrimal sac

Malignant neoplasm of nasolacrimal duct

C69.50 **Malignant neoplasm of unspecified lacrimal gland and duct** HCC RxHCC CC/MCC Exc

C69.51 **Malignant neoplasm of right lacrimal gland and duct** HCC RxHCC CC/MCC Exc

C69.52 **Malignant neoplasm of left lacrimal gland and duct** HCC RxHCC CC/MCC Exc

5th C69.6 **Malignant neoplasm of orbit**

Malignant neoplasm of connective tissue of orbit

Malignant neoplasm of extraocular muscle

Malignant neoplasm of peripheral nerves of orbit

Malignant neoplasm of retrobulbar tissue

Malignant neoplasm of retro-ocular tissue

EXCLUDES1 *malignant neoplasm of orbital bone (C41.0)*

C69.60 **Malignant neoplasm of unspecified orbit** HCC RxHCC CC/MCC Exc

C69.61 **Malignant neoplasm of right orbit** HCC RxHCC CC/MCC Exc

C69.62 **Malignant neoplasm of left orbit** HCC RxHCC CC/MCC Exc

5th C69.8 **Malignant neoplasm of overlapping sites of eye and adnexa**

C69.80 **Malignant neoplasm of overlapping sites of unspecified eye and adnexa** HCC RxHCC CC/MCC Exc

C69.81 **Malignant neoplasm of overlapping sites of right eye and adnexa** HCC RxHCC CC/MCC Exc

C69.82 **Malignant neoplasm of overlapping sites of left eye and adnexa** HCC RxHCC CC/MCC Exc

5th C69.9 **Malignant neoplasm of unspecified site of eye**

Malignant neoplasm of eyeball

C69.90 **Malignant neoplasm of unspecified site of unspecified eye** HCC RxHCC CC/MCC Exc

C69.91 **Malignant neoplasm of unspecified site of right eye** HCC RxHCC CC/MCC Exc

C69.92 **Malignant neoplasm of unspecified site of left eye** HCC RxHCC CC/MCC Exc

4th C70 **Malignant neoplasm of meninges**

C70.0 **Malignant neoplasm of cerebral meninges** CC HCC RxHCC CC/MCC Exc

C70.1 **Malignant neoplasm of spinal meninges** CC HCC RxHCC CC/MCC Exc

C70.9 **Malignant neoplasm of meninges, unspecified** CC HCC RxHCC CC/MCC Exc

4th C71 **Malignant neoplasm of brain**

EXCLUDES1 *malignant neoplasm of cranial nerves (C72.2-C72.5)*

retrobulbar malignant neoplasm (C69.6-)

C71.0 **Malignant neoplasm of cerebrum, except lobes and ventricles** CC HCC RxHCC CC/MCC Ex0

Malignant neoplasm of supratentorial NOS

C71.1 **Malignant neoplasm of frontal lobe** CC HCC RxHCC CC/MCC Ex0

C71.2 **Malignant neoplasm of temporal lobe** CC HCC RxHCC CC/MCC Ex0

C71.3 **Malignant neoplasm of parietal lobe** CC HCC RxHCC CC/MCC Ex0

C71.4 **Malignant neoplasm of occipital lobe** CC HCC RxHCC CC/MCC Ex0

C71.5 **Malignant neoplasm of cerebral ventricle** CC HCC RxHCC CC/MCC Ex0

EXCLUDES1 *malignant neoplasm of fourth cerebral ventricle (C71.7)*

C71.6 **Malignant neoplasm of cerebellum** CC HCC RxHCC CC/MCC Ex0

C71.7 **Malignant neoplasm of brain stem** CC HCC RxHCC CC/MCC Ex0

Malignant neoplasm of fourth cerebral ventricle

Infratentorial malignant neoplasm NOS

C71.8 **Malignant neoplasm of overlapping sites of brain** CC HCC RxHCC CC/MCC Ex0

C71.9 **Malignant neoplasm of brain, unspecified** CC HCC RxHCC CC/MCC Ex0

4th C72 **Malignant neoplasm of spinal cord, cranial nerves and other parts of central nervous system**

EXCLUDES1 *malignant neoplasm of meninges (C70.-)*

malignant neoplasm of peripheral nerves and autonomic nervous system (C47.-)

C72.0 **Malignant neoplasm of spinal cord** CC HCC RxHCC CC/MCC Ex0

C72.1 **Malignant neoplasm of cauda equina** CC HCC RxHCC CC/MCC Ex0

5th C72.2 **Malignant neoplasm of olfactory nerve**

Malignant neoplasm of olfactory bulb

C72.20 **Malignant neoplasm of unspecified olfactory nerve** CC HCC RxHCC CC/MCC Ex0

C72.21 **Malignant neoplasm of right olfactory nerve** CC HCC RxHCC CC/MCC Ex0

C72.22 **Malignant neoplasm of left olfactory nerve** CC HCC RxHCC CC/MCC Ex0

5th C72.3 Malignant neoplasm of optic nerve

C72.30 Malignant neoplasm of unspecified optic nerve CC HCC RxHCC CC/MCC Exc

C72.31 Malignant neoplasm of right optic nerve CC HCC RxHCC CC/MCC Exc

C72.32 Malignant neoplasm of left optic nerve CC HCC RxHCC CC/MCC Exc

5th C72.4 Malignant neoplasm of acoustic nerve

C72.40 Malignant neoplasm of unspecified acoustic nerve CC HCC RxHCC CC/MCC Exc

C72.41 Malignant neoplasm of right acoustic nerve CC HCC RxHCC CC/MCC Exc

C72.42 Malignant neoplasm of left acoustic nerve CC HCC RxHCC CC/MCC Exc

5th C72.5 Malignant neoplasm of other and unspecified cranial nerves

C72.50 Malignant neoplasm of unspecified cranial nerve CC HCC RxHCC CC/MCC Exc

Malignant neoplasm of cranial nerve NOS

C72.59 Malignant neoplasm of other cranial nerves CC HCC RxHCC CC/MCC Exc

C72.9 Malignant neoplasm of central nervous system, unspecified CC HCC RxHCC CC/MCC Exc

Malignant neoplasm of unspecified site of central nervous system

Malignant neoplasm of nervous system NOS

Malignant neoplasms of thyroid and other endocrine glands (C73-C75)

C73 Malignant neoplasm of thyroid gland HCC RxHCC

Use additional code to identify any functional activity

4th C74 Malignant neoplasm of adrenal gland

5th C74.0 Malignant neoplasm of cortex of adrenal gland

C74.00 Malignant neoplasm of cortex of unspecified adrenal gland CC HCC RxHCC CC/MCC Exc

C74.01 Malignant neoplasm of cortex of right adrenal gland CC HCC RxHCC CC/MCC Exc

C74.02 Malignant neoplasm of cortex of left adrenal gland CC HCC RxHCC CC/MCC Exc

5th C74.1 Malignant neoplasm of medulla of adrenal gland

C74.10 Malignant neoplasm of medulla of unspecified adrenal gland CC HCC RxHCC CC/MCC Exc

C74.11 Malignant neoplasm of medulla of right adrenal gland CC HCC RxHCC CC/MCC Exc

C74.12 Malignant neoplasm of medulla of left adrenal gland CC HCC RxHCC CC/MCC Exc

5th C74.9 Malignant neoplasm of unspecified part of adrenal gland

C74.90 Malignant neoplasm of unspecified part of unspecified adrenal gland CC HCC RxHCC CC/MCC Exc

C74.91 Malignant neoplasm of unspecified part of right adrenal gland CC HCC RxHCC CC/MCC Exc

C74.92 Malignant neoplasm of unspecified part of left adrenal gland CC HCC RxHCC CC/MCC Exc

4th C75 Malignant neoplasm of other endocrine glands and related structures

EXCLUDES *malignant carcinoid tumors (C7A.0-)*

malignant neoplasm of adrenal gland (C74.-)

malignant neoplasm of endocrine pancreas (C25.4)

malignant neoplasm of islets of Langerhans (C25.4)

malignant neoplasm of ovary (C56.-)

malignant neoplasm of testis (C62.-)

malignant neoplasm of thymus (C37)

malignant neoplasm of thyroid gland (C73)

malignant neuroendocrine tumors (C7A.-)

C75.0 Malignant neoplasm of parathyroid gland CC HCC RxHCC CC/MCC Exc

C75.1 Malignant neoplasm of pituitary gland CC HCC RxHCC CC/MCC Exc

C75.2 Malignant neoplasm of craniopharyngeal duct CC HCC RxHCC CC/MCC Exc

C75.3 Malignant neoplasm of pineal gland CC HCC RxHCC CC/MCC Exc

C75.4 Malignant neoplasm of carotid body CC HCC RxHCC CC/MCC Exc

C75.5 Malignant neoplasm of aortic body and other paraganglia CC HCC RxHCC CC/MCC Exc

C75.8 Malignant neoplasm with pluriglandular involvement, unspecified CC HCC RxHCC CC/MCC Exc

C75.9 Malignant neoplasm of endocrine gland, unspecified CC HCC RxHCC CC/MCC Exc

Malignant neuroendocrine tumors (C7A)

4th C7A **Malignant neuroendocrine tumors**

Code also any associated multiple endocrine neoplasia [MEN] syndromes (E31.2-)

Use additional code to identify any associated endocrine syndrome, such as:

carcinoid syndrome (E34.00)

Excludes1 *malignant pancreatic islet cell tumors (C25.4)*

Merkel cell carcinoma (C4A.-)

5th C7A.0 **Malignant carcinoid tumors**

C7A.00 **Malignant carcinoid tumor of unspecified site** CC HCC RxHCC CC/MCC Ex0

6th C7A.01 **Malignant carcinoid tumors of the small intestine**

C7A.010 **Malignant carcinoid tumor of the duodenum** CC HCC RxHCC CC/MCC Ex0

C7A.011 **Malignant carcinoid tumor of the jejunum** CC HCC RxHCC CC/MCC Ex0

C7A.012 **Malignant carcinoid tumor of the ileum** CC HCC RxHCC CC/MCC Ex0

C7A.019 **Malignant carcinoid tumor of the small intestine, unspecified portion** CC HCC RxHCC CC/MCC Ex0

6th C7A.02 **Malignant carcinoid tumors of the appendix, large intestine, and rectum**

C7A.020 **Malignant carcinoid tumor of the appendix** CC HCC RxHCC CC/MCC Ex0

C7A.021 **Malignant carcinoid tumor of the cecum** CC HCC RxHCC CC/MCC Ex0

C7A.022 **Malignant carcinoid tumor of the ascending colon** CC HCC RxHCC CC/MCC Ex0

C7A.023 **Malignant carcinoid tumor of the transverse colon** CC HCC RxHCC CC/MCC Ex0

C7A.024 **Malignant carcinoid tumor of the descending colon** CC HCC RxHCC CC/MCC Ex0

C7A.025 **Malignant carcinoid tumor of the sigmoid colon** CC HCC RxHCC CC/MCC Ex0

C7A.026 **Malignant carcinoid tumor of the rectum** CC HCC RxHCC CC/MCC Ex0

C7A.029 **Malignant carcinoid tumor of the large intestine, unspecified portion** CC HCC RxHCC CC/MCC Ex0

Malignant carcinoid tumor of the colon NOS

C7A.09 Malignant carcinoid tumors of other sites

- C7A.090 Malignant carcinoid tumor of the bronchus and lung CC HCC RxHCC CC/MCC Exc
- C7A.091 Malignant carcinoid tumor of the thymus CC HCC RxHCC CC/MCC Exc
- C7A.092 Malignant carcinoid tumor of the stomach CC HCC RxHCC CC/MCC Exc
- C7A.093 Malignant carcinoid tumor of the kidney CC HCC RxHCC CC/MCC Exc
- C7A.094 Malignant carcinoid tumor of the foregut, unspecified CC HCC RxHCC CC/MCC Exc
- C7A.095 Malignant carcinoid tumor of the midgut, unspecified CC HCC RxHCC CC/MCC Exc
- C7A.096 Malignant carcinoid tumor of the hindgut, unspecified CC HCC RxHCC CC/MCC Exc
- C7A.098 Malignant carcinoid tumors of other sites CC HCC RxHCC CC/MCC Exc

C7A.1 Malignant poorly differentiated neuroendocrine tumors CC HCC RxHCC CC/MCC Exc

AHA: Q1 2023

Malignant poorly differentiated neuroendocrine tumor NOS
Malignant poorly differentiated neuroendocrine carcinoma, any site
High grade neuroendocrine carcinoma, any site

C7A.8 Other malignant neuroendocrine tumors CC HCC RxHCC CC/MCC Exc

AHA: Q3 2019

Secondary neuroendocrine tumors (C7B)

4th C7B Secondary neuroendocrine tumors

Use additional code to identify any functional activity

5th C7B.0 Secondary carcinoid tumors

- C7B.00 Secondary carcinoid tumors, unspecified site HCC RxHCC CC/MCC Ex0
- C7B.01 Secondary carcinoid tumors of distant lymph nodes CC HCC RxHCC CC/MCC Ex0
- C7B.02 Secondary carcinoid tumors of liver CC HCC RxHCC CC/MCC Ex0
- C7B.03 Secondary carcinoid tumors of bone CC HCC RxHCC CC/MCC Ex0
- C7B.04 Secondary carcinoid tumors of peritoneum CC HCC RxHCC CC/MCC Ex0
  - ▶Mesentery metastasis of carcinoid tumor◀
- C7B.09 Secondary carcinoid tumors of other sites CC HCC RxHCC CC/MCC Ex0

C7B.1 Secondary Merkel cell carcinoma HCC RxHCC CC/MCC Ex0

- Merkel cell carcinoma nodal presentation
- Merkel cell carcinoma visceral metastatic presentation

C7B.8 Other secondary neuroendocrine tumors CC HCC RxHCC CC/MCC Ex0

AHA: Q2 2024, Q1 2023, Q3 2019

Malignant neoplasms of ill-defined, other secondary and unspecified sites (C76-C80)

4th C76 **Malignant neoplasm of other and ill-defined sites**

excludes *malignant neoplasm of female genitourinary tract NOS (C57.9)*
malignant neoplasm of male genitourinary tract NOS (C63.9)
malignant neoplasm of lymphoid, hematopoietic and related tissue (C81-C96)
malignant neoplasm of skin (C44.-)
malignant neoplasm of unspecified site NOS (C80.1)

C76.0 **Malignant neoplasm of head, face and neck** HCC RxHCC CC/MCC Ex0
Malignant neoplasm of cheek NOS
Malignant neoplasm of nose NOS

C76.1 **Malignant neoplasm of thorax** HCC RxHCC CC/MCC Ex0
Intrathoracic malignant neoplasm NOS
Malignant neoplasm of axilla NOS
Thoracic malignant neoplasm NOS

C76.2 **Malignant neoplasm of abdomen** HCC RxHCC CC/MCC Ex0

C76.3 **Malignant neoplasm of pelvis** HCC RxHCC CC/MCC Ex0
Malignant neoplasm of groin NOS
Malignant neoplasm of sites overlapping systems within the pelvis
Rectovaginal (septum) malignant neoplasm
Rectovesical (septum) malignant neoplasm

5th C76.4 **Malignant neoplasm of upper limb**

C76.40 **Malignant neoplasm of unspecified upper limb** HCC RxHCC CC/MCC Ex0
C76.41 **Malignant neoplasm of right upper limb** HCC RxHCC CC/MCC Ex0
C76.42 **Malignant neoplasm of left upper limb** HCC RxHCC CC/MCC Ex0

5th C76.5 **Malignant neoplasm of lower limb**

C76.50 **Malignant neoplasm of unspecified lower limb** HCC RxHCC CC/MCC Ex0
C76.51 **Malignant neoplasm of right lower limb** HCC RxHCC CC/MCC Ex0
C76.52 **Malignant neoplasm of left lower limb** HCC RxHCC CC/MCC Ex0

C76.8 **Malignant neoplasm of other specified ill-defined sites** HCC RxHCC CC/MCC Ex0
Malignant neoplasm of overlapping ill-defined sites

4th C77 **Secondary and unspecified malignant neoplasm of lymph nodes**

EXCLUDES *malignant neoplasm of lymph nodes, specified as primary (C81-C86, C88, C96.-)*

▶*mesentery metastasis of carcinoid tumor (C7B.04)*◀

secondary carcinoid tumors of distant lymph nodes (C7B.01)

C77.0 **Secondary and unspecified malignant neoplasm of lymph nodes of head, face and neck** CC HCC RxHCC CC/MCC Exp

AHA: Q3 2022

Secondary and unspecified malignant neoplasm of supraclavicular lymph nodes

C77.1 **Secondary and unspecified malignant neoplasm of intrathoracic lymph nodes** CC HCC RxHCC CC/MCC Exp

C77.2 **Secondary and unspecified malignant neoplasm of intra-abdominal lymph nodes** CC HCC RxHCC CC/MCC Exp

C77.3 **Secondary and unspecified malignant neoplasm of axilla and upper limb lymph nodes** CC HCC RxHCC CC/MCC Exp

Secondary and unspecified malignant neoplasm of pectoral lymph nodes

C77.4 **Secondary and unspecified malignant neoplasm of inguinal and lower limb lymph nodes** CC HCC RxHCC CC/MCC Exp

C77.5 **Secondary and unspecified malignant neoplasm of intrapelvic lymph nodes** CC HCC RxHCC CC/MCC Exp

C77.8 **Secondary and unspecified malignant neoplasm of lymph nodes of multiple regions** CC HCC RxHCC CC/MCC Exp

C77.9 **Secondary and unspecified malignant neoplasm of lymph node, unspecified** CC HCC RxHCC CC/MCC Exp

4th C78 **Secondary malignant neoplasm of respiratory and digestive organs**

EXCLUDES *secondary carcinoid tumors of liver (C7B.02)*

secondary carcinoid tumors of peritoneum (C7B.04)

EXCLUDES *lymph node metastases (C77.0)*

5th C78.0 **Secondary malignant neoplasm of lung**

C78.00 **Secondary malignant neoplasm of unspecified lung** CC HCC RxHCC CC/MCC Exp

AHA: Q3 2022

C78.01 **Secondary malignant neoplasm of right lung** CC HCC RxHCC CC/MCC Exp

AHA: Q2 2024, Q3 2023

C78.02 **Secondary malignant neoplasm of left lung** CC HCC RxHCC CC/MCC Exp

AHA: Q3 2023

C78.1 **Secondary malignant neoplasm of mediastinum** CC HCC RxHCC CC/MCC Exp

C78.2 **Secondary malignant neoplasm of pleura** CC HCC RxHCC CC/MCC Exp

5th C78.3 Secondary malignant neoplasm of other and unspecified respiratory organs
- C78.30 Secondary malignant neoplasm of unspecified respiratory organ CC HCC RxHCC CC/MCC Ex0
- C78.39 Secondary malignant neoplasm of other respiratory organs CC HCC RxHCC CC/MCC Ex0

C78.4 Secondary malignant neoplasm of small intestine CC HCC RxHCC CC/MCC Ex0

C78.5 Secondary malignant neoplasm of large intestine and rectum CC HCC RxHCC CC/MCC Ex0

C78.6 Secondary malignant neoplasm of retroperitoneum and peritoneum CC HCC RxHCC CC/MCC Ex0

AHA: Q2 2025, Q2 2017

C78.7 Secondary malignant neoplasm of liver and intrahepatic bile duct CC HCC RxHCC CC/MCC Ex0

AHA: Q1 2024, Q3 2022

5th C78.8 Secondary malignant neoplasm of other and unspecified digestive organs
- C78.80 Secondary malignant neoplasm of unspecified digestive organ CC HCC RxHCC CC/MCC Ex0
- C78.89 Secondary malignant neoplasm of other digestive organs CC HCC RxHCC CC/MCC Ex0

  Code also exocrine pancreatic insufficiency (K86.81)

4th C79 Secondary malignant neoplasm of other and unspecified sites

EXCLUDES1 *secondary carcinoid tumors (C7B.-)*

secondary neuroendocrine tumors (C7B.-)

5th C79.0 Secondary malignant neoplasm of kidney and renal pelvis
- C79.00 Secondary malignant neoplasm of unspecified kidney and renal pelvis CC HCC RxHCC CC/MCC Ex0
- C79.01 Secondary malignant neoplasm of right kidney and renal pelvis CC HCC RxHCC CC/MCC Ex0
- C79.02 Secondary malignant neoplasm of left kidney and renal pelvis CC HCC RxHCC CC/MCC Ex0

5th C79.1 Secondary malignant neoplasm of bladder and other and unspecified urinary organs
- C79.10 Secondary malignant neoplasm of unspecified urinary organs CC HCC RxHCC CC/MCC Ex0
- C79.11 Secondary malignant neoplasm of bladder CC HCC RxHCC CC/MCC Ex0

  EXCLUDES1 *lymph node metastases (C77.0)*
- C79.19 Secondary malignant neoplasm of other urinary organs CC HCC RxHCC CC/MCC Ex0

C79.2 Secondary malignant neoplasm of skin CC HCC RxHCC CC/MCC Ex0

EXCLUDES1 *secondary Merkel cell carcinoma (C7B.1)*

C79.3 Secondary malignant neoplasm of brain and cerebral meninges

C79.31 Secondary malignant neoplasm of brain CC HCC RxHCC CC/MCC Exc

AHA: Q3 2022

C79.32 Secondary malignant neoplasm of cerebral meninges CC HCC RxHCC CC/MCC Exc

AHA: Q1 2020

C79.4 Secondary malignant neoplasm of other and unspecified parts of nervous system

C79.40 Secondary malignant neoplasm of unspecified part of nervous system CC HCC RxHCC CC/MCC Exc

C79.49 Secondary malignant neoplasm of other parts of nervous system CC HCC RxHCC CC/MCC Exc

C79.5 Secondary malignant neoplasm of bone and bone marrow

EXCLUDES1 *secondary carcinoid tumors of bone (C7B.03)*

C79.51 Secondary malignant neoplasm of bone CC HCC RxHCC CC/MCC Exc

AHA: Q3 2022

C79.52 Secondary malignant neoplasm of bone marrow CC HCC RxHCC CC/MCC Exc

C79.6 Secondary malignant neoplasm of ovary

C79.60 Secondary malignant neoplasm of unspecified ovary CC HCC RxHCC CC/MCC Exc

C79.61 Secondary malignant neoplasm of right ovary CC HCC RxHCC CC/MCC Exc

C79.62 Secondary malignant neoplasm of left ovary CC HCC RxHCC CC/MCC Exc

C79.63 Secondary malignant neoplasm of bilateral ovaries CC HCC RxHCC CC/MCC Exc

C79.7 Secondary malignant neoplasm of adrenal gland

C79.70 Secondary malignant neoplasm of unspecified adrenal gland CC HCC RxHCC CC/MCC Exc

C79.71 Secondary malignant neoplasm of right adrenal gland CC HCC RxHCC CC/MCC Exc

C79.72 Secondary malignant neoplasm of left adrenal gland CC HCC RxHCC CC/MCC Exc

C79.8 Secondary malignant neoplasm of other specified sites

C79.81 Secondary malignant neoplasm of breast CC HCC RxHCC CC/MCC Exc

C79.82 Secondary malignant neoplasm of genital organs CC HCC RxHCC CC/MCC Exc

AHA: Q3 2023

C79.89 Secondary malignant neoplasm of other specified sites CC HCC RxHCC CC/MCC Exc

AHA: Q2 2017

C79.9 **Secondary malignant neoplasm of unspecified site** CC HCC RxHCC CC/MCC Exc

AHA: Q2 2023

Metastatic cancer NOS

Metastatic disease NOS

EXCLUDES1 *carcinomatosis NOS (C80.0)*

generalized cancer NOS (C80.0)

malignant (primary) neoplasm of unspecified site (C80.1)

4th C80 **Malignant neoplasm without specification of site**

EXCLUDES1 *malignant carcinoid tumor of unspecified site (C7A.00)*

malignant neoplasm of specified multiple sites- code to each site

C80.0 **Disseminated malignant neoplasm, unspecified** CC HCC RxHCC CC/MCC Exc

See Official Guidelines, "Disseminated malignant neoplasm, unspecified" I.C.2.j

Carcinomatosis NOS

Generalized cancer, unspecified site (primary) (secondary)

Generalized malignancy, unspecified site (primary) (secondary)

C80.1 **Malignant (primary) neoplasm, unspecified** HCC CC/MCC Exc

See Official Guidelines, "Malignant neoplasm without specification of site" I.C.2.k

Cancer NOS

Cancer unspecified site (primary)

Carcinoma unspecified site (primary)

Malignancy unspecified site (primary)

EXCLUDES1 *secondary malignant neoplasm of unspecified site (C79.9)*

C80.2 **Malignant neoplasm associated with transplanted organ** CC HCC RxHCC PDxIn CC/MCC Exc

See Official Guidelines, "Malignant neoplasm associated with transplanted organ" I.C.2.r

Code first complication of transplanted organ (T86.-)

Use additional code to identify the specific malignancy

Malignant neoplasms of lymphoid, hematopoietic and related tissue (C81-C96)

EXCLUDES *Kaposi's sarcoma of lymph nodes (C46.3)*
secondary and unspecified neoplasm of lymph nodes (C77.-)
secondary neoplasm of bone marrow (C79.52)
secondary neoplasm of spleen (C78.89)

4th C81 Hodgkin lymphoma

See Official Guidelines, "Secondary malignant neoplasm of lymphoid tissue" I.C.2.t

EXCLUDES1 *personal history of Hodgkin lymphoma (Z85.71)*

5th C81.0 Nodular lymphocyte predominant Hodgkin lymphoma

C81.00 **Nodular lymphocyte predominant Hodgkin lymphoma, unspecified site** CC HCC RxHCC CC/MCC Ex6
AHA: Q4 2024

C81.01 **Nodular lymphocyte predominant Hodgkin lymphoma, lymph nodes of head, face, and neck** CC HCC RxHCC CC/MCC Ex6
AHA: Q4 2024

C81.02 **Nodular lymphocyte predominant Hodgkin lymphoma, intrathoracic lymph nodes** CC HCC RxHCC CC/MCC Ex6
AHA: Q4 2024

C81.03 **Nodular lymphocyte predominant Hodgkin lymphoma, intra-abdominal lymph nodes** CC HCC RxHCC CC/MCC Ex6
AHA: Q4 2024

C81.04 **Nodular lymphocyte predominant Hodgkin lymphoma, lymph nodes of axilla and upper limb** CC HCC RxHCC CC/MCC Ex6
AHA: Q4 2024

C81.05 **Nodular lymphocyte predominant Hodgkin lymphoma, lymph nodes of inguinal region and lower limb** CC HCC RxHCC CC/MCC Ex6
AHA: Q4 2024

C81.06 **Nodular lymphocyte predominant Hodgkin lymphoma, intrapelvic lymph nodes** CC HCC RxHCC CC/MCC Ex6
AHA: Q4 2024

C81.07 **Nodular lymphocyte predominant Hodgkin lymphoma, spleen** CC HCC RxHCC CC/MCC Ex6
AHA: Q4 2024

C81.08 **Nodular lymphocyte predominant Hodgkin lymphoma, lymph nodes of multiple sites** CC HCC RxHCC CC/MCC Ex6
AHA: Q4 2024

C81.09 Nodular lymphocyte predominant Hodgkin lymphoma, extranodal and solid organ sites CC HCC RxHCC CC/MCC Exb

AHA: Q4 2024

C81.0A Nodular lymphocyte predominant Hodgkin lymphoma, in remission CC HCC RxHCC CC/MCC Exb

5th C81.1 Nodular sclerosis Hodgkin lymphoma

Nodular sclerosis classical Hodgkin lymphoma

C81.10 Nodular sclerosis Hodgkin lymphoma, unspecified site CC HCC RxHCC CC/MCC Exb

AHA: Q4 2024

C81.11 Nodular sclerosis Hodgkin lymphoma, lymph nodes of head, face, and neck CC HCC RxHCC CC/MCC Exb

AHA: Q4 2024

C81.12 Nodular sclerosis Hodgkin lymphoma, intrathoracic lymph nodes CC HCC RxHCC CC/MCC Exb

AHA: Q4 2024

C81.13 Nodular sclerosis Hodgkin lymphoma, intra-abdominal lymph nodes CC HCC RxHCC CC/MCC Exb

AHA: Q4 2024

C81.14 Nodular sclerosis Hodgkin lymphoma, lymph nodes of axilla and upper limb CC HCC RxHCC CC/MCC Exb

AHA: Q4 2024

C81.15 Nodular sclerosis Hodgkin lymphoma, lymph nodes of inguinal region and lower limb CC HCC RxHCC CC/MCC Exb

AHA: Q4 2024

C81.16 Nodular sclerosis Hodgkin lymphoma, intrapelvic lymph nodes CC HCC RxHCC CC/MCC Exb

AHA: Q4 2024

C81.17 Nodular sclerosis Hodgkin lymphoma, spleen CC HCC RxHCC CC/MCC Exb

AHA: Q4 2024

C81.18 Nodular sclerosis Hodgkin lymphoma, lymph nodes of multiple sites CC HCC RxHCC CC/MCC Exb

AHA: Q4 2024

C81.19 Nodular sclerosis Hodgkin lymphoma, extranodal and solid organ sites CC HCC RxHCC CC/MCC Exb

AHA: Q4 2024

C81.1A Nodular sclerosis Hodgkin lymphoma, in remission CC HCC RxHCC CC/MCC Exb

5th C81.2 Mixed cellularity Hodgkin lymphoma

Mixed cellularity classical Hodgkin lymphoma

C81.20 Mixed cellularity Hodgkin lymphoma, unspecified site CC HCC RxHCC CC/MCC Exc

AHA: Q4 2024

C81.21 Mixed cellularity Hodgkin lymphoma, lymph nodes of head, face, and neck CC HCC RxHCC CC/MCC Exc

AHA: Q4 2024

C81.22 Mixed cellularity Hodgkin lymphoma, intrathoracic lymph nodes CC HCC RxHCC CC/MCC Exc

AHA: Q4 2024

C81.23 Mixed cellularity Hodgkin lymphoma, intra-abdominal lymph nodes CC HCC RxHCC CC/MCC Exc

AHA: Q4 2024

C81.24 Mixed cellularity Hodgkin lymphoma, lymph nodes of axilla and upper limb CC HCC RxHCC CC/MCC Exc

AHA: Q4 2024

C81.25 Mixed cellularity Hodgkin lymphoma, lymph nodes of inguinal region and lower limb CC HCC RxHCC CC/MCC Exc

AHA: Q4 2024

C81.26 Mixed cellularity Hodgkin lymphoma, intrapelvic lymph nodes CC HCC RxHCC CC/MCC Exc

AHA: Q4 2024

C81.27 Mixed cellularity Hodgkin lymphoma, spleen CC HCC RxHCC CC/MCC Exc

AHA: Q4 2024

C81.28 Mixed cellularity Hodgkin lymphoma, lymph nodes of multiple sites CC HCC RxHCC CC/MCC Exc

AHA: Q4 2024

C81.29 Mixed cellularity Hodgkin lymphoma, extranodal and solid organ sites CC HCC RxHCC CC/MCC Exc

AHA: Q4 2024

C81.2A Mixed cellularity Hodgkin lymphoma, in remission CC HCC RxHCC CC/MCC Exc

5th C81.3 Lymphocyte depleted Hodgkin lymphoma

Lymphocyte depleted classical Hodgkin lymphoma

C81.30 Lymphocyte depleted Hodgkin lymphoma, unspecified site CC HCC RxHCC CC/MCC Exc

AHA: Q4 2024

C81.31 Lymphocyte depleted Hodgkin lymphoma, lymph nodes of head, face, and neck CC HCC RxHCC CC/MCC Exc

AHA: Q4 2024

C81.32 Lymphocyte depleted Hodgkin lymphoma, intrathoracic lymph nodes CC HCC RxHCC CC/MCC Exc

AHA: Q4 2024

C81.33 Lymphocyte depleted Hodgkin lymphoma, intra-abdominal lymph nodes CC HCC RxHCC CC/MCC Exc

AHA: Q4 2024

C81.34 Lymphocyte depleted Hodgkin lymphoma, lymph nodes of axilla and upper limb CC HCC RxHCC CC/MCC Exc

AHA: Q4 2024

C81.35 Lymphocyte depleted Hodgkin lymphoma, lymph nodes of inguinal region and lower limb CC HCC RxHCC CC/MCC Exc

AHA: Q4 2024

C81.36 Lymphocyte depleted Hodgkin lymphoma, intrapelvic lymph nodes CC HCC RxHCC CC/MCC Exc

AHA: Q4 2024

C81.37 Lymphocyte depleted Hodgkin lymphoma, spleen CC HCC RxHCC CC/MCC Exc

AHA: Q4 2024

C81.38 Lymphocyte depleted Hodgkin lymphoma, lymph nodes of multiple sites CC HCC RxHCC CC/MCC Exc

AHA: Q4 2024

C81.39 Lymphocyte depleted Hodgkin lymphoma, extranodal and solid organ sites CC HCC RxHCC CC/MCC Exc

AHA: Q4 2024

C81.3A Lymphocyte depleted Hodgkin lymphoma, in remission CC HCC RxHCC CC/MCC Exc

5th C81.4 Lymphocyte-rich Hodgkin lymphoma

Lymphocyte-rich classical Hodgkin lymphoma

EXCLUDES1 *nodular lymphocyte predominant Hodgkin lymphoma (C81.0-)*

C81.40 Lymphocyte-rich Hodgkin lymphoma, unspecified site CC HCC RxHCC CC/MCC Exc

AHA: Q4 2024

C81.41 Lymphocyte-rich Hodgkin lymphoma, lymph nodes of head, face, and neck CC HCC RxHCC CC/MCC Exc

AHA: Q4 2024

C81.42 Lymphocyte-rich Hodgkin lymphoma, intrathoracic lymph nodes CC HCC RxHCC CC/MCC Exc

AHA: Q4 2024

C81.43 Lymphocyte-rich Hodgkin lymphoma, intra-abdominal lymph nodes CC HCC RxHCC CC/MCC Exc

AHA: Q4 2024

C81.44 Lymphocyte-rich Hodgkin lymphoma, lymph nodes of axilla and upper limb CC HCC RxHCC CC/MCC Exc

AHA: Q4 2024

C81.45 Lymphocyte-rich Hodgkin lymphoma, lymph nodes of inguinal region and lower limb CC HCC RxHCC CC/MCC Exc

AHA: Q4 2024

C81.46 Lymphocyte-rich Hodgkin lymphoma, intrapelvic lymph nodes CC HCC RxHCC CC/MCC Exc

AHA: Q4 2024

C81.47 Lymphocyte-rich Hodgkin lymphoma, spleen CC HCC RxHCC CC/MCC Exc

AHA: Q4 2024

C81.48 Lymphocyte-rich Hodgkin lymphoma, lymph nodes of multiple sites CC HCC RxHCC CC/MCC Exc

AHA: Q4 2024

C81.49 Lymphocyte-rich Hodgkin lymphoma, extranodal and solid organ sites CC HCC RxHCC CC/MCC Exc

AHA: Q4 2024

C81.4A Lymphocyte-rich Hodgkin lymphoma, in remission CC HCC RxHCC CC/MCC Exc

5th C81.7 Other Hodgkin lymphoma

Classical Hodgkin lymphoma NOS

Other classical Hodgkin lymphoma

C81.70 Other Hodgkin lymphoma, unspecified site CC HCC RxHCC CC/MCC Exc

AHA: Q4 2024

C81.71 Other Hodgkin lymphoma, lymph nodes of head, face, and neck CC HCC RxHCC CC/MCC Exc

AHA: Q4 2024

C81.72 Other Hodgkin lymphoma, intrathoracic lymph nodes CC HCC RxHCC CC/MCC Exc

AHA: Q4 2024

C81.73 Other Hodgkin lymphoma, intra-abdominal lymph nodes CC HCC RxHCC CC/MCC Exc

AHA: Q4 2024

C81.74 Other Hodgkin lymphoma, lymph nodes of axilla and upper limb CC HCC RxHCC CC/MCC Exc

AHA: Q4 2024

C81.75 Other Hodgkin lymphoma, lymph nodes of inguinal region and lower limb CC HCC RxHCC CC/MCC Exc

AHA: Q4 2024

C81.76 Other Hodgkin lymphoma, intrapelvic lymph nodes CC HCC RxHCC CC/MCC Exc

AHA: Q4 2024

C81.77 Other Hodgkin lymphoma, spleen CC HCC RxHCC CC/MCC Exc

AHA: Q4 2024

C81.78 Other Hodgkin lymphoma, lymph nodes of multiple sites CC HCC RxHCC CC/MCC Exc

AHA: Q4 2024

C81.79 Other Hodgkin lymphoma, extranodal and solid organ sites CC HCC RxHCC CC/MCC Exc

AHA: Q4 2024

C81.7A Other Hodgkin lymphoma, in remission CC HCC RxHCC CC/MCC Exc

5th C81.9 Hodgkin lymphoma, unspecified

C81.90 Hodgkin lymphoma, unspecified, unspecified site CC HCC RxHCC CC/MCC Exc

AHA: Q4 2024

C81.91 Hodgkin lymphoma, unspecified, lymph nodes of head, face, and neck CC HCC RxHCC CC/MCC Exc

AHA: Q4 2024

C81.92 Hodgkin lymphoma, unspecified, intrathoracic lymph nodes CC HCC RxHCC CC/MCC Exc

AHA: Q4 2024

C81.93 Hodgkin lymphoma, unspecified, intra-abdominal lymph nodes CC HCC RxHCC CC/MCC Exc

AHA: Q4 2024

C81.94 Hodgkin lymphoma, unspecified, lymph nodes of axilla and upper limb CC HCC RxHCC CC/MCC Exc

AHA: Q4 2024

C81.95 Hodgkin lymphoma, unspecified, lymph nodes of inguinal region and lower limb CC HCC RxHCC CC/MCC Exc

AHA: Q4 2024

C81.96 Hodgkin lymphoma, unspecified, intrapelvic lymph nodes CC HCC RxHCC CC/MCC Exc

AHA: Q4 2024

C81.97 Hodgkin lymphoma, unspecified, spleen CC HCC RxHCC CC/MCC Exc

AHA: Q4 2024

C81.98 Hodgkin lymphoma, unspecified, lymph nodes of multiple sites CC HCC RxHCC CC/MCC Exc

AHA: Q4 2024

C81.99 Hodgkin lymphoma, unspecified, extranodal and solid organ sites CC HCC RxHCC CC/MCC Exc

AHA: Q4 2024

C81.9A Hodgkin lymphoma, unspecified, in remission CC HCC RxHCC CC/MCC Exc

4th C82 Follicular lymphoma

See Official Guidelines, "Secondary malignant neoplasm of lymphoid tissue" I.C.2.t

INCLUDES *follicular lymphoma with or without diffuse areas*

EXCLUDES1 *mature T/NK-cell lymphomas (C84.-)*

personal history of non-Hodgkin lymphoma (Z85.72)

5th C82.0 Follicular lymphoma grade I

C82.00 Follicular lymphoma grade I, unspecified site CC HCC RxHCC CC/MCC Ex0

AHA: Q4 2024

C82.01 Follicular lymphoma grade I, lymph nodes of head, face, and neck CC HCC RxHCC CC/MCC Ex0

AHA: Q4 2024

C82.02 Follicular lymphoma grade I, intrathoracic lymph nodes CC HCC RxHCC CC/MCC Ex0

AHA: Q4 2024

C82.03 Follicular lymphoma grade I, intra-abdominal lymph nodes CC HCC RxHCC CC/MCC Ex0

AHA: Q4 2024

C82.04 Follicular lymphoma grade I, lymph nodes of axilla and upper limb CC HCC RxHCC CC/MCC Ex0

AHA: Q4 2024

C82.05 Follicular lymphoma grade I, lymph nodes of inguinal region and lower limb CC HCC RxHCC CC/MCC Ex0

AHA: Q4 2024

C82.06 Follicular lymphoma grade I, intrapelvic lymph nodes CC HCC RxHCC CC/MCC Ex0

AHA: Q4 2024

C82.07 Follicular lymphoma grade I, spleen CC HCC RxHCC CC/MCC Ex0

AHA: Q4 2024

C82.08 Follicular lymphoma grade I, lymph nodes of multiple sites CC HCC RxHCC CC/MCC Ex0

AHA: Q4 2024

C82.09 Follicular lymphoma grade I, extranodal and solid organ sites CC HCC RxHCC CC/MCC Ex0

AHA: Q4 2024

C82.0A Follicular lymphoma grade I, in remission CC HCC RxHCC CC/MCC Ex0

5th C82.1 Follicular lymphoma grade II

C82.10 Follicular lymphoma grade II, unspecified site CC HCC RxHCC CC/MCC Exc

AHA: Q4 2024

C82.11 Follicular lymphoma grade II, lymph nodes of head, face, and neck CC HCC RxHCC CC/MCC Exc

AHA: Q4 2024

C82.12 Follicular lymphoma grade II, intrathoracic lymph nodes CC HCC RxHCC CC/MCC Exc

AHA: Q4 2024

C82.13 Follicular lymphoma grade II, intra-abdominal lymph nodes CC HCC RxHCC CC/MCC Exc

AHA: Q4 2024

C82.14 Follicular lymphoma grade II, lymph nodes of axilla and upper limb CC HCC RxHCC CC/MCC Exc

AHA: Q4 2024

C82.15 Follicular lymphoma grade II, lymph nodes of inguinal region and lower limb CC HCC RxHCC CC/MCC Exc

AHA: Q4 2024

C82.16 Follicular lymphoma grade II, intrapelvic lymph nodes CC HCC RxHCC CC/MCC Exc

AHA: Q4 2024

C82.17 Follicular lymphoma grade II, spleen CC HCC RxHCC CC/MCC Exc

AHA: Q4 2024

C82.18 Follicular lymphoma grade II, lymph nodes of multiple sites CC HCC RxHCC CC/MCC Exc

AHA: Q4 2024

C82.19 Follicular lymphoma grade II, extranodal and solid organ sites CC HCC RxHCC CC/MCC Exc

AHA: Q4 2024

C82.1A Follicular lymphoma grade II, in remission CC HCC RxHCC CC/MCC Exc

5th C82.2 Follicular lymphoma grade III, unspecified

C82.20 Follicular lymphoma grade III, unspecified, unspecified site CC HCC RxHCC CC/MCC Exc

AHA: Q4 2024

C82.21 Follicular lymphoma grade III, unspecified, lymph nodes of head, face, and neck CC HCC RxHCC CC/MCC Exc

AHA: Q4 2024

C82.22 Follicular lymphoma grade III, unspecified, intrathoracic lymph nodes CC HCC RxHCC CC/MCC Exc

AHA: Q4 2024

C82.23 Follicular lymphoma grade III, unspecified, intra-abdominal lymph nodes CC HCC RxHCC CC/MCC Exc

AHA: Q4 2024

C82.24 Follicular lymphoma grade III, unspecified, lymph nodes of axilla and upper limb CC HCC RxHCC CC/MCC Exc

AHA: Q4 2024

C82.25 Follicular lymphoma grade III, unspecified, lymph nodes of inguinal region and lower limb CC HCC RxHCC CC/MCC Exc

AHA: Q4 2024

C82.26 Follicular lymphoma grade III, unspecified, intrapelvic lymph nodes CC HCC RxHCC CC/MCC Exc

AHA: Q4 2024

C82.27 Follicular lymphoma grade III, unspecified, spleen CC HCC RxHCC CC/MCC Exc

AHA: Q4 2024

C82.28 Follicular lymphoma grade III, unspecified, lymph nodes of multiple sites CC HCC RxHCC CC/MCC Exc

AHA: Q4 2024

C82.29 Follicular lymphoma grade III, unspecified, extranodal and solid organ sites CC HCC RxHCC CC/MCC Exc

AHA: Q4 2024

C82.2A Follicular lymphoma grade III, unspecified, in remission CC HCC RxHCC CC/MCC Exc

5th C82.3 Follicular lymphoma grade IIIa

C82.30 Follicular lymphoma grade IIIa, unspecified site CC HCC RxHCC CC/MCC Exc

AHA: Q4 2024

C82.31 Follicular lymphoma grade IIIa, lymph nodes of head, face, and neck CC HCC RxHCC CC/MCC Exc

AHA: Q4 2024

C82.32 Follicular lymphoma grade IIIa, intrathoracic lymph nodes CC HCC RxHCC CC/MCC Exc

AHA: Q4 2024

C82.33 Follicular lymphoma grade IIIa, intra-abdominal lymph nodes CC HCC RxHCC CC/MCC Exc

AHA: Q4 2024

C82.34 Follicular lymphoma grade IIIa, lymph nodes of axilla and upper limb CC HCC RxHCC CC/MCC Exc

AHA: Q4 2024

C82.35 Follicular lymphoma grade IIIa, lymph nodes of inguinal region and lower limb CC HCC RxHCC CC/MCC Exc

AHA: Q4 2024

C82.36 Follicular lymphoma grade IIIa, intrapelvic lymph nodes CC HCC RxHCC CC/MCC Exc

AHA: Q4 2024

C82.37 Follicular lymphoma grade IIIa, spleen CC HCC RxHCC CC/MCC Exc

AHA: Q4 2024

C82.38 Follicular lymphoma grade IIIa, lymph nodes of multiple sites CC HCC RxHCC CC/MCC Exc

AHA: Q4 2024

C82.39 Follicular lymphoma grade IIIa, extranodal and solid organ sites CC HCC RxHCC CC/MCC Exc

AHA: Q4 2024

C82.3A Follicular lymphoma grade IIIa, in remission CC HCC RxHCC CC/MCC Exc

5th C82.4 Follicular lymphoma grade IIIb

C82.40 Follicular lymphoma grade IIIb, unspecified site CC HCC RxHCC CC/MCC Exc

AHA: Q4 2024

C82.41 Follicular lymphoma grade IIIb, lymph nodes of head, face, and neck CC HCC RxHCC CC/MCC Exc

AHA: Q4 2024

C82.42 Follicular lymphoma grade IIIb, intrathoracic lymph nodes CC HCC RxHCC CC/MCC Exc

AHA: Q4 2024

C82.43 Follicular lymphoma grade IIIb, intra-abdominal lymph nodes CC HCC RxHCC CC/MCC Exc

AHA: Q4 2024

C82.44 Follicular lymphoma grade IIIb, lymph nodes of axilla and upper limb CC HCC RxHCC CC/MCC Exc

AHA: Q4 2024

C82.45 Follicular lymphoma grade IIIb, lymph nodes of inguinal region and lower limb CC HCC RxHCC CC/MCC Exc

AHA: Q4 2024

C82.46 Follicular lymphoma grade IIIb, intrapelvic lymph nodes CC HCC RxHCC CC/MCC Exc

AHA: Q4 2024

C82.47 Follicular lymphoma grade IIIb, spleen CC HCC RxHCC CC/MCC Exc

AHA: Q4 2024

C82.48 Follicular lymphoma grade IIIb, lymph nodes of multiple sites CC HCC RxHCC CC/MCC Exc

AHA: Q4 2024

C82.49 Follicular lymphoma grade IIIb, extranodal and solid organ sites CC HCC RxHCC CC/MCC Exc

AHA: Q4 2024

C82.4A Follicular lymphoma grade IIIb, in remission CC HCC RxHCC CC/MCC Exc

5th C82.5 Diffuse follicle center lymphoma

C82.50 Diffuse follicle center lymphoma, unspecified site CC HCC RxHCC CC/MCC Exc

AHA: Q4 2024

C82.51 Diffuse follicle center lymphoma, lymph nodes of head, face, and neck CC HCC RxHCC CC/MCC Exc

AHA: Q4 2024

C82.52 Diffuse follicle center lymphoma, intrathoracic lymph nodes CC HCC RxHCC CC/MCC Exc

AHA: Q4 2024

C82.53 Diffuse follicle center lymphoma, intra-abdominal lymph nodes CC HCC RxHCC CC/MCC Exc

AHA: Q4 2024

C82.54 Diffuse follicle center lymphoma, lymph nodes of axilla and upper limb CC HCC RxHCC CC/MCC Exc

AHA: Q4 2024

C82.55 Diffuse follicle center lymphoma, lymph nodes of inguinal region and lower limb CC HCC RxHCC CC/MCC Exc

AHA: Q4 2024

C82.56 Diffuse follicle center lymphoma, intrapelvic lymph nodes CC HCC RxHCC CC/MCC Exc

AHA: Q4 2024

C82.57 Diffuse follicle center lymphoma, spleen CC HCC RxHCC CC/MCC Exc

AHA: Q4 2024

C82.58 Diffuse follicle center lymphoma, lymph nodes of multiple sites CC HCC RxHCC CC/MCC Exc

AHA: Q4 2024

C82.59 Diffuse follicle center lymphoma, extranodal and solid organ sites CC HCC RxHCC CC/MCC Exc

AHA: Q4 2024

C82.5A Diffuse follicle center lymphoma, in remission CC HCC RxHCC CC/MCC Exc

5th C82.6 Cutaneous follicle center lymphoma

C82.60 Cutaneous follicle center lymphoma, unspecified site CC HCC RxHCC CC/MCC Exc

AHA: Q4 2024

C82.61 Cutaneous follicle center lymphoma, lymph nodes of head, face, and neck CC HCC RxHCC CC/MCC Exc

AHA: Q4 2024

C82.62 Cutaneous follicle center lymphoma, intrathoracic lymph nodes CC HCC RxHCC CC/MCC Exc

AHA: Q4 2024

C82.63 Cutaneous follicle center lymphoma, intra-abdominal lymph nodes CC HCC RxHCC CC/MCC Exc

AHA: Q4 2024

C82.64 Cutaneous follicle center lymphoma, lymph nodes of axilla and upper limb CC HCC RxHCC CC/MCC Exc

AHA: Q4 2024

C82.65 Cutaneous follicle center lymphoma, lymph nodes of inguinal region and lower limb CC HCC RxHCC CC/MCC Exc

AHA: Q4 2024

C82.66 Cutaneous follicle center lymphoma, intrapelvic lymph nodes CC HCC RxHCC CC/MCC Exc

AHA: Q4 2024

C82.67 Cutaneous follicle center lymphoma, spleen CC HCC RxHCC CC/MCC Exc

AHA: Q4 2024

C82.68 Cutaneous follicle center lymphoma, lymph nodes of multiple sites CC HCC RxHCC CC/MCC Exc

AHA: Q4 2024

C82.69 Cutaneous follicle center lymphoma, extranodal and solid organ sites CC HCC RxHCC CC/MCC Exc

AHA: Q4 2024

C82.6A Cutaneous follicle center lymphoma, in remission CC HCC RxHCC CC/MCC Exc

5th C82.8 Other types of follicular lymphoma

C82.80 Other types of follicular lymphoma, unspecified site CC HCC RxHCC CC/MCC Exc

AHA: Q4 2024

C82.81 Other types of follicular lymphoma, lymph nodes of head, face, and neck CC HCC RxHCC CC/MCC Exc

AHA: Q4 2024

C82.82 Other types of follicular lymphoma, intrathoracic lymph nodes CC HCC RxHCC CC/MCC Exc

AHA: Q4 2024

C82.83 Other types of follicular lymphoma, intra-abdominal lymph nodes CC HCC RxHCC CC/MCC Exc

AHA: Q4 2024

C82.84 Other types of follicular lymphoma, lymph nodes of axilla and upper limb CC HCC RxHCC CC/MCC Exc

AHA: Q4 2024

C82.85 Other types of follicular lymphoma, lymph nodes of inguinal region and lower limb CC HCC RxHCC CC/MCC Exc

AHA: Q4 2024

C82.86 Other types of follicular lymphoma, intrapelvic lymph nodes CC HCC RxHCC CC/MCC Exc

AHA: Q4 2024

C82.87 Other types of follicular lymphoma, spleen CC HCC RxHCC CC/MCC Exc

AHA: Q4 2024

C82.88 Other types of follicular lymphoma, lymph nodes of multiple sites CC HCC RxHCC CC/MCC Exc

AHA: Q4 2024

C82.89 Other types of follicular lymphoma, extranodal and solid organ sites CC HCC RxHCC CC/MCC Exc

AHA: Q4 2024

C82.8A Other types of follicular lymphoma, in remission CC HCC RxHCC CC/MCC Exc

5th C82.9 Follicular lymphoma, unspecified

C82.90 Follicular lymphoma, unspecified, unspecified site CC HCC RxHCC CC/MCC Exc

AHA: Q4 2024

C82.91 Follicular lymphoma, unspecified, lymph nodes of head, face, and neck CC HCC RxHCC CC/MCC Exc

AHA: Q4 2024

C82.92 Follicular lymphoma, unspecified, intrathoracic lymph nodes CC HCC RxHCC CC/MCC Exc

AHA: Q4 2024

C82.93 Follicular lymphoma, unspecified, intra-abdominal lymph nodes CC HCC RxHCC CC/MCC Exc

AHA: Q4 2024

C82.94 Follicular lymphoma, unspecified, lymph nodes of axilla and upper limb CC HCC RxHCC CC/MCC Exc

AHA: Q4 2024

C82.95 Follicular lymphoma, unspecified, lymph nodes of inguinal region and lower limb CC HCC RxHCC CC/MCC Exc

AHA: Q4 2024

C82.96 Follicular lymphoma, unspecified, intrapelvic lymph nodes CC HCC RxHCC CC/MCC Exc

AHA: Q4 2024

C82.97 Follicular lymphoma, unspecified, spleen CC HCC RxHCC CC/MCC Exc

AHA: Q4 2024

C82.98 **Follicular lymphoma, unspecified, lymph nodes of multiple sites** CC HCC RxHCC CC/MCC Ex6

AHA: Q4 2024

C82.99 **Follicular lymphoma, unspecified, extranodal and solid organ sites** CC HCC RxHCC CC/MCC Ex6

AHA: Q4 2024

C82.9A **Follicular lymphoma, unspecified, in remission** CC HCC RxHCC CC/MCC Ex6

4th C83 **Non-follicular lymphoma**

See Official Guidelines, "Secondary malignant neoplasm of lymphoid tissue" I.C.2.t

EXCLUDES *personal history of non-Hodgkin lymphoma (Z85.72)*

5th C83.0 **Small cell B-cell lymphoma**

Lymphoplasmacytic lymphoma

Nodal marginal zone lymphoma

Non-leukemic variant of B-CLL

Splenic marginal zone lymphoma

EXCLUDES *chronic lymphocytic leukemia (C91.1)*

mature T/NK-cell lymphomas (C84.-)

Waldenström macroglobulinemia (C88.00)

C83.00 **Small cell B-cell lymphoma, unspecified site** CC HCC RxHCC CC/MCC Ex6

AHA: Q4 2024

C83.01 **Small cell B-cell lymphoma, lymph nodes of head, face, and neck** CC HCC RxHCC CC/MCC Ex6

AHA: Q4 2024

C83.02 **Small cell B-cell lymphoma, intrathoracic lymph nodes** CC HCC RxHCC CC/MCC Ex6

AHA: Q4 2024

C83.03 **Small cell B-cell lymphoma, intra-abdominal lymph nodes** CC HCC RxHCC CC/MCC Ex6

AHA: Q4 2024

C83.04 **Small cell B-cell lymphoma, lymph nodes of axilla and upper limb** CC HCC RxHCC CC/MCC Ex6

AHA: Q4 2024

C83.05 **Small cell B-cell lymphoma, lymph nodes of inguinal region and lower limb** CC HCC RxHCC CC/MCC Ex6

AHA: Q4 2024

C83.06 Small cell B-cell lymphoma, intrapelvic lymph nodes CC HCC RxHCC CC/MCC Exc

AHA: Q4 2024

C83.07 Small cell B-cell lymphoma, spleen CC HCC RxHCC CC/MCC Exc

AHA: Q4 2024

C83.08 Small cell B-cell lymphoma, lymph nodes of multiple sites CC HCC RxHCC CC/MCC Exc

AHA: Q4 2024

C83.09 Small cell B-cell lymphoma, extranodal and solid organ sites CC HCC RxHCC CC/MCC Exc

AHA: Q4 2024

C83.0A Small cell B-cell lymphoma, in remission CC HCC RxHCC CC/MCC Exc

5th C83.1 Mantle cell lymphoma

Centrocytic lymphoma

Malignant lymphomatous polyposis

C83.10 Mantle cell lymphoma, unspecified site CC HCC RxHCC CC/MCC Exc

AHA: Q1 2024, Q4 2024

C83.11 Mantle cell lymphoma, lymph nodes of head, face, and neck CC HCC RxHCC CC/MCC Exc

AHA: Q4 2024

C83.12 Mantle cell lymphoma, intrathoracic lymph nodes CC HCC RxHCC CC/MCC Exc

AHA: Q4 2024

C83.13 Mantle cell lymphoma, intra-abdominal lymph nodes CC HCC RxHCC CC/MCC Exc

AHA: Q4 2024

C83.14 Mantle cell lymphoma, lymph nodes of axilla and upper limb CC HCC RxHCC CC/MCC Exc

AHA: Q4 2024

C83.15 Mantle cell lymphoma, lymph nodes of inguinal region and lower limb CC HCC RxHCC CC/MCC Exc

AHA: Q4 2024

C83.16 Mantle cell lymphoma, intrapelvic lymph nodes CC HCC RxHCC CC/MCC Exc

AHA: Q4 2024

C83.17 Mantle cell lymphoma, spleen CC HCC RxHCC CC/MCC Exc

AHA: Q4 2024

C83.18 **Mantle cell lymphoma, lymph nodes of multiple sites** CC HCC RxHCC CC/MCC Exc

AHA: Q4 2024

C83.19 **Mantle cell lymphoma, extranodal and solid organ sites** CC HCC RxHCC CC/MCC Exc

AHA: Q4 2024

C83.1A **Mantle cell lymphoma, in remission** CC HCC RxHCC CC/MCC Exc

Centrocytic lymphoma, in remission

5th C83.3 **Diffuse large B-cell lymphoma**

Anaplastic diffuse large B-cell lymphoma
CD30-positive diffuse large B-cell lymphoma
Centroblastic diffuse large B-cell lymphoma
Diffuse large B-cell lymphoma, subtype not specified
Immunoblastic diffuse large B-cell lymphoma
Plasmablastic diffuse large B-cell lymphoma
T-cell rich diffuse large B-cell lymphoma

EXCLUDES1 *mediastinal (thymic) large B-cell lymphoma (C85.2-)*
mature T/NK-cell lymphomas (C84.-)

C83.30 **Diffuse large B-cell lymphoma, unspecified site** CC HCC RxHCC CC/MCC Exc

AHA: Q4 2024

C83.31 **Diffuse large B-cell lymphoma, lymph nodes of head, face, and neck** CC HCC RxHCC CC/MCC Exc

AHA: Q4 2024

C83.32 **Diffuse large B-cell lymphoma, intrathoracic lymph nodes** CC HCC RxHCC CC/MCC Exc

AHA: Q4 2024

C83.33 **Diffuse large B-cell lymphoma, intra-abdominal lymph nodes** CC HCC RxHCC CC/MCC Exc

AHA: Q4 2024

C83.34 **Diffuse large B-cell lymphoma, lymph nodes of axilla and upper limb** CC HCC RxHCC CC/MCC Exc

AHA: Q4 2024

C83.35 **Diffuse large B-cell lymphoma, lymph nodes of inguinal region and lower limb** CC HCC RxHCC CC/MCC Exc

AHA: Q4 2024

C83.36 **Diffuse large B-cell lymphoma, intrapelvic lymph nodes** CC HCC RxHCC CC/MCC Exc

AHA: Q4 2024

C83.37 **Diffuse large B-cell lymphoma, spleen** CC HCC RxHCC CC/MCC Ex6

AHA: Q4 2024

C83.38 **Diffuse large B-cell lymphoma, lymph nodes of multiple sites** CC HCC RxHCC CC/MCC Ex6

AHA: Q4 2024, Q1 2023

6th C83.39 **Diffuse large B-cell lymphoma, extranodal and solid organ sites**

See Official Guidelines, "Secondary malignant neoplasm of lymphoid tissue" I.C.2.t HCC RxHCC

C83.390 **Primary central nervous system lymphoma** CC HCC RxHCC CC/MCC Ex6

PCNSL of brain

PCNSL of meninges

PCNSL of spinal cord

PCNSL NOS

Excludes1 *Primary central nervous system lymphoma, Burkitt (C83.79)*

Primary central nervous system lymphoma, lymphoblastic (C83.59)

Primary central nervous system lymphoma, other (C83.89)

Primary central nervous system lymphoma, peripheral T-cell (C84.49)

C83.398 **Diffuse large B-cell lymphoma of other extranodal and solid organ sites** CC HCC RxHCC CC/MCC Ex6

C83.3A **Diffuse large B-cell lymphoma, in remission** CC HCC RxHCC CC/MCC Ex6

5th C83.5 **Lymphoblastic (diffuse) lymphoma**

B-precursor lymphoma

Lymphoblastic B-cell lymphoma

Lymphoblastic lymphoma NOS

Lymphoblastic T-cell lymphoma

T-precursor lymphoma

C83.50 **Lymphoblastic (diffuse) lymphoma, unspecified site** CC HCC RxHCC CC/MCC Ex6

AHA: Q4 2024

C83.51 **Lymphoblastic (diffuse) lymphoma, lymph nodes of head, face, and neck** CC HCC RxHCC CC/MCC Ex6

AHA: Q4 2024

C83.52 **Lymphoblastic (diffuse) lymphoma, intrathoracic lymph nodes** CC HCC RxHCC CC/MCC Ex6

AHA: Q4 2024

C83.53 Lymphoblastic (diffuse) lymphoma, intra-abdominal lymph nodes CC HCC RxHCC CC/MCC Ex0
AHA: Q4 2024
C83.54 Lymphoblastic (diffuse) lymphoma, lymph nodes of axilla and upper limb CC HCC RxHCC CC/MCC Ex0
AHA: Q4 2024
C83.55 Lymphoblastic (diffuse) lymphoma, lymph nodes of inguinal region and lower limb CC HCC RxHCC CC/MCC Ex0
AHA: Q4 2024
C83.56 Lymphoblastic (diffuse) lymphoma, intrapelvic lymph nodes CC HCC RxHCC CC/MCC Ex0
AHA: Q4 2024
C83.57 Lymphoblastic (diffuse) lymphoma, spleen CC HCC RxHCC CC/MCC Ex0
AHA: Q4 2024
C83.58 Lymphoblastic (diffuse) lymphoma, lymph nodes of multiple sites CC HCC RxHCC CC/MCC Ex0
AHA: Q4 2024
C83.59 Lymphoblastic (diffuse) lymphoma, extranodal and solid organ sites CC HCC RxHCC CC/MCC Ex0
AHA: Q4 2024
C83.5A Lymphoblastic (diffuse) lymphoma, in remission CC HCC RxHCC CC/MCC Ex0
5th C83.7 Burkitt lymphoma
Atypical Burkitt lymphoma
Burkitt-like lymphoma
EXCLUDES1 *mature B-cell leukemia Burkitt type (C91.A-)*
C83.70 Burkitt lymphoma, unspecified site CC HCC RxHCC CC/MCC Ex0
AHA: Q4 2024
C83.71 Burkitt lymphoma, lymph nodes of head, face, and neck CC HCC RxHCC CC/MCC Ex0
AHA: Q4 2024
C83.72 Burkitt lymphoma, intrathoracic lymph nodes CC HCC RxHCC CC/MCC Ex0
AHA: Q4 2024
C83.73 Burkitt lymphoma, intra-abdominal lymph nodes CC HCC RxHCC CC/MCC Ex0
AHA: Q4 2024
C83.74 Burkitt lymphoma, lymph nodes of axilla and upper limb CC HCC RxHCC CC/MCC Ex0
AHA: Q4 2024

C83.75 **Burkitt lymphoma, lymph nodes of inguinal region and lower limb** CC HCC RxHCC CC/MCC Exc

AHA: Q4 2024

C83.76 **Burkitt lymphoma, intrapelvic lymph nodes** CC HCC RxHCC CC/MCC Exc

AHA: Q4 2024

C83.77 **Burkitt lymphoma, spleen** CC HCC RxHCC CC/MCC Exc

AHA: Q4 2024

C83.78 **Burkitt lymphoma, lymph nodes of multiple sites** CC HCC RxHCC CC/MCC Exc

AHA: Q4 2024

C83.79 **Burkitt lymphoma, extranodal and solid organ sites** CC HCC RxHCC CC/MCC Exc

AHA: Q4 2024

C83.7A **Burkitt lymphoma, in remission** CC HCC RxHCC CC/MCC Exc

5th C83.8 **Other non-follicular lymphoma**

Intravascular large B-cell lymphoma

Lymphoid granulomatosis

Primary effusion B-cell lymphoma

EXCLUDES1 *mediastinal (thymic) large B-cell lymphoma (C85.2-)*

T-cell rich B-cell lymphoma (C83.3-)

C83.80 **Other non-follicular lymphoma, unspecified site** CC HCC RxHCC CC/MCC Exc

AHA: Q4 2024

C83.81 **Other non-follicular lymphoma, lymph nodes of head, face, and neck** CC HCC RxHCC CC/MCC Exc

AHA: Q4 2024

C83.82 **Other non-follicular lymphoma, intrathoracic lymph nodes** CC HCC RxHCC CC/MCC Exc

AHA: Q4 2024

C83.83 **Other non-follicular lymphoma, intra-abdominal lymph nodes** CC HCC RxHCC CC/MCC Exc

AHA: Q4 2024

C83.84 **Other non-follicular lymphoma, lymph nodes of axilla and upper limb** CC HCC RxHCC CC/MCC Exc

AHA: Q4 2024

C83.85 **Other non-follicular lymphoma, lymph nodes of inguinal region and lower limb** CC HCC RxHCC CC/MCC Exc

AHA: Q4 2024

C83.86 Other non-follicular lymphoma, intrapelvic lymph nodes CC HCC RxHCC CC/MCC Ex0

AHA: Q4 2024

C83.87 Other non-follicular lymphoma, spleen CC HCC RxHCC CC/MCC Ex0

AHA: Q4 2024

C83.88 Other non-follicular lymphoma, lymph nodes of multiple sites CC HCC RxHCC CC/MCC Ex0

AHA: Q4 2024

C83.89 Other non-follicular lymphoma, extranodal and solid organ sites CC HCC RxHCC CC/MCC Ex0

AHA: Q4 2024

C83.8A Other non-follicular lymphoma, in remission CC HCC RxHCC CC/MCC Ex0

5th C83.9 Non-follicular (diffuse) lymphoma, unspecified

C83.90 Non-follicular (diffuse) lymphoma, unspecified, unspecified site CC HCC RxHCC CC/MCC Ex0

AHA: Q4 2024

C83.91 Non-follicular (diffuse) lymphoma, unspecified, lymph nodes of head, face, and neck CC HCC RxHCC CC/MCC Ex0

AHA: Q4 2024

C83.92 Non-follicular (diffuse) lymphoma, unspecified, intrathoracic lymph nodes CC HCC RxHCC CC/MCC Ex0

AHA: Q4 2024

C83.93 Non-follicular (diffuse) lymphoma, unspecified, intra-abdominal lymph nodes CC HCC RxHCC CC/MCC Ex0

AHA: Q4 2024

C83.94 Non-follicular (diffuse) lymphoma, unspecified, lymph nodes of axilla and upper limb CC HCC RxHCC CC/MCC Ex0

AHA: Q4 2024

C83.95 Non-follicular (diffuse) lymphoma, unspecified, lymph nodes of inguinal region and lower limb CC HCC RxHCC CC/MCC Ex0

AHA: Q4 2024

C83.96 Non-follicular (diffuse) lymphoma, unspecified, intrapelvic lymph nodes CC HCC RxHCC CC/MCC Ex0

AHA: Q4 2024

C83.97 Non-follicular (diffuse) lymphoma, unspecified, spleen CC HCC RxHCC CC/MCC Ex0

AHA: Q4 2024

C83.98 Non-follicular (diffuse) lymphoma, unspecified, lymph nodes of multiple sites CC HCC RxHCC CC/MCC Ex0

AHA: Q4 2024

C83.99 **Non-follicular (diffuse) lymphoma, unspecified, extranodal and solid organ sites** CC HCC RxHCC CC/MCC Exc

AHA: Q4 2024

C83.9A **Non-follicular (diffuse) lymphoma, unspecified, in remission** CC HCC RxHCC CC/MCC Exc

4th C84 **Mature T/NK-cell lymphomas**

See Official Guidelines, "Secondary malignant neoplasm of lymphoid tissue" I.C.2.t

EXCLUDES1 *personal history of non-Hodgkin lymphoma (Z85.72)*

5th C84.0 **Mycosis fungoides**

EXCLUDES1 *peripheral T-cell lymphoma, not elsewhere classified (C84.4-)*

C84.00 **Mycosis fungoides, unspecified site** CC HCC RxHCC CC/MCC Exc

AHA: Q4 2024

C84.01 **Mycosis fungoides, lymph nodes of head, face, and neck** CC HCC RxHCC CC/MCC Exc

AHA: Q4 2024

C84.02 **Mycosis fungoides, intrathoracic lymph nodes** CC HCC RxHCC CC/MCC Exc

AHA: Q4 2024

C84.03 **Mycosis fungoides, intra-abdominal lymph nodes** CC HCC RxHCC CC/MCC Exc

AHA: Q4 2024

C84.04 **Mycosis fungoides, lymph nodes of axilla and upper limb** CC HCC RxHCC CC/MCC Exc

AHA: Q4 2024

C84.05 **Mycosis fungoides, lymph nodes of inguinal region and lower limb** CC HCC RxHCC CC/MCC Exc

AHA: Q4 2024

C84.06 **Mycosis fungoides, intrapelvic lymph nodes** CC HCC RxHCC CC/MCC Exc

AHA: Q4 2024

C84.07 **Mycosis fungoides, spleen** CC HCC RxHCC CC/MCC Exc

AHA: Q4 2024

C84.08 **Mycosis fungoides, lymph nodes of multiple sites** CC HCC RxHCC CC/MCC Exc

AHA: Q4 2024

C84.09 **Mycosis fungoides, extranodal and solid organ sites** CC HCC RxHCC CC/MCC Exc

AHA: Q4 2024

C84.0A **Mycosis fungoides, in remission** CC HCC RxHCC CC/MCC Exc

5th C84.1 Sézary disease

C84.10 Sézary disease, unspecified site CC HCC RxHCC CC/MCC Ex0

AHA: Q4 2024

C84.11 Sézary disease, lymph nodes of head, face, and neck CC HCC RxHCC CC/MCC Ex0

AHA: Q4 2024

C84.12 Sézary disease, intrathoracic lymph nodes CC HCC RxHCC CC/MCC Ex0

AHA: Q4 2024

C84.13 Sézary disease, intra-abdominal lymph nodes CC HCC RxHCC CC/MCC Ex0

AHA: Q4 2024

C84.14 Sézary disease, lymph nodes of axilla and upper limb CC HCC RxHCC CC/MCC Ex0

AHA: Q4 2024

C84.15 Sézary disease, lymph nodes of inguinal region and lower limb CC HCC RxHCC CC/MCC Ex0

AHA: Q4 2024

C84.16 Sézary disease, intrapelvic lymph nodes CC HCC RxHCC CC/MCC Ex0

AHA: Q4 2024

C84.17 Sézary disease, spleen CC HCC RxHCC CC/MCC Ex0

AHA: Q4 2024

C84.18 Sézary disease, lymph nodes of multiple sites CC HCC RxHCC CC/MCC Ex0

AHA: Q4 2024

C84.19 Sézary disease, extranodal and solid organ sites CC HCC RxHCC CC/MCC Ex0

AHA: Q4 2024

C84.1A Sézary disease, in remission CC HCC RxHCC CC/MCC Ex0

5th C84.4 Peripheral T-cell lymphoma, not elsewhere classified

Lennert's lymphoma

Lymphoepithelioid lymphoma

Mature T-cell lymphoma, not elsewhere classified

C84.40 Peripheral T-cell lymphoma, not elsewhere classified, unspecified site CC HCC RxHCC CC/MCC Ex0

AHA: Q4 2024

C84.41 Peripheral T-cell lymphoma, not elsewhere classified, lymph nodes of head, face, and neck CC HCC RxHCC CC/MCC Ex6

AHA: Q4 2024

C84.42 Peripheral T-cell lymphoma, not elsewhere classified, intrathoracic lymph nodes CC HCC RxHCC CC/MCC Ex6

AHA: Q4 2024

C84.43 Peripheral T-cell lymphoma, not elsewhere classified, intra-abdominal lymph nodes CC HCC RxHCC CC/MCC Ex6

AHA: Q4 2024

C84.44 Peripheral T-cell lymphoma, not elsewhere classified, lymph nodes of axilla and upper limb CC HCC RxHCC CC/MCC Ex6

AHA: Q4 2024

C84.45 Peripheral T-cell lymphoma, not elsewhere classified, lymph nodes of inguinal region and lower limb CC HCC RxHCC CC/MCC Ex6

AHA: Q4 2024

C84.46 Peripheral T-cell lymphoma, not elsewhere classified, intrapelvic lymph nodes CC HCC RxHCC CC/MCC Ex6

AHA: Q4 2024

C84.47 Peripheral T-cell lymphoma, not elsewhere classified, spleen CC HCC RxHCC CC/MCC Ex6

AHA: Q4 2024

C84.48 Peripheral T-cell lymphoma, not elsewhere classified, lymph nodes of multiple sites CC HCC RxHCC CC/MCC Ex6

AHA: Q4 2024

C84.49 Peripheral T-cell lymphoma, not elsewhere classified, extranodal and solid organ sites CC HCC RxHCC CC/MCC Ex6

AHA: Q4 2024

C84.4A Peripheral T-cell lymphoma, not elsewhere classified, in remission CC HCC RxHCC CC/MCC Ex6

5th C84.6 Anaplastic large cell lymphoma, ALK-positive

Anaplastic large cell lymphoma, CD30-positive

C84.60 Anaplastic large cell lymphoma, ALK-positive, unspecified site CC HCC RxHCC CC/MCC Ex6

AHA: Q4 2024

C84.61 Anaplastic large cell lymphoma, ALK-positive, lymph nodes of head, face, and neck CC HCC RxHCC CC/MCC Ex6

AHA: Q4 2024

C84.62 Anaplastic large cell lymphoma, ALK-positive, intrathoracic lymph nodes CC HCC RxHCC CC/MCC Ex6

AHA: Q4 2024

C84.63 Anaplastic large cell lymphoma, ALK-positive, intra-abdominal lymph nodes CC HCC RxHCC CC/MCC Ex0

AHA: Q4 2024

C84.64 Anaplastic large cell lymphoma, ALK-positive, lymph nodes of axilla and upper limb CC HCC RxHCC CC/MCC Ex0

AHA: Q4 2024

C84.65 Anaplastic large cell lymphoma, ALK-positive, lymph nodes of inguinal region and lower limb CC HCC RxHCC CC/MCC Ex0

AHA: Q4 2024

C84.66 Anaplastic large cell lymphoma, ALK-positive, intrapelvic lymph nodes CC HCC RxHCC CC/MCC Ex0

AHA: Q4 2024

C84.67 Anaplastic large cell lymphoma, ALK-positive, spleen CC HCC RxHCC CC/MCC Ex0

AHA: Q4 2024

C84.68 Anaplastic large cell lymphoma, ALK-positive, lymph nodes of multiple sites CC HCC RxHCC CC/MCC Ex0

AHA: Q4 2024

C84.69 Anaplastic large cell lymphoma, ALK-positive, extranodal and solid organ sites CC HCC RxHCC CC/MCC Ex0

AHA: Q4 2024

C84.6A Anaplastic large cell lymphoma, ALK-positive, in remission CC HCC RxHCC CC/MCC Ex0

5th C84.7 Anaplastic large cell lymphoma, ALK-negative

EXCLUDES1 *primary cutaneous CD30-positive T-cell proliferations (C86.6-)*

C84.70 Anaplastic large cell lymphoma, ALK-negative, unspecified site CC HCC RxHCC CC/MCC Ex0

AHA: Q4 2024

C84.71 Anaplastic large cell lymphoma, ALK-negative, lymph nodes of head, face, and neck CC HCC RxHCC CC/MCC Ex0

AHA: Q4 2024

C84.72 Anaplastic large cell lymphoma, ALK-negative, intrathoracic lymph nodes CC HCC RxHCC CC/MCC Ex0

AHA: Q4 2024

C84.73 Anaplastic large cell lymphoma, ALK-negative, intra-abdominal lymph nodes CC HCC RxHCC CC/MCC Ex0

AHA: Q4 2024

C84.74 Anaplastic large cell lymphoma, ALK-negative, lymph nodes of axilla and upper limb CC HCC RxHCC CC/MCC Ex0

AHA: Q4 2024

C84.75 Anaplastic large cell lymphoma, ALK-negative, lymph nodes of inguinal region and lower limb CC HCC RxHCC CC/MCC Ex0

AHA: Q4 2024

C84.76 **Anaplastic large cell lymphoma, ALK-negative, intrapelvic lymph nodes** CC HCC RxHCC CC/MCC Ex6

AHA: Q4 2024

C84.77 **Anaplastic large cell lymphoma, ALK-negative, spleen** CC HCC RxHCC CC/MCC Ex6

AHA: Q4 2024

C84.78 **Anaplastic large cell lymphoma, ALK-negative, lymph nodes of multiple sites** CC HCC RxHCC CC/MCC Ex6

AHA: Q4 2024

C84.79 **Anaplastic large cell lymphoma, ALK-negative, extranodal and solid organ sites** CC HCC RxHCC CC/MCC Ex6

AHA: Q4 2024

C84.7A **Anaplastic large cell lymphoma, ALK-negative, breast** CC HCC RxHCC CC/MCC Ex6

See Official Guidelines, "Breast Implant Associated Anaplastic Large Cell Lymphoma" LC.2.s

AHA: Q4 2024, Q4 2021

Breast implant associated anaplastic large cell lymphoma (BIA-ALCL)

Use additional code to identify:

breast implant status (Z98.82)

personal history of breast implant removal (Z98.86)

C84.7B **Anaplastic large cell lymphoma, ALK-negative, in remission** CC HCC RxHCC CC/MCC Ex6

5th C84.A **Cutaneous T-cell lymphoma, unspecified**

C84.A0 **Cutaneous T-cell lymphoma, unspecified, unspecified site** CC HCC RxHCC CC/MCC Ex6

AHA: Q4 2024

C84.A1 **Cutaneous T-cell lymphoma, unspecified lymph nodes of head, face, and neck** CC HCC RxHCC CC/MCC Ex6

AHA: Q4 2024

C84.A2 **Cutaneous T-cell lymphoma, unspecified, intrathoracic lymph nodes** CC HCC RxHCC CC/MCC Ex6

AHA: Q4 2024

C84.A3 **Cutaneous T-cell lymphoma, unspecified, intra-abdominal lymph nodes** CC HCC RxHCC CC/MCC Ex6

AHA: Q4 2024

C84.A4 **Cutaneous T-cell lymphoma, unspecified, lymph nodes of axilla and upper limb** CC HCC RxHCC CC/MCC Ex6

AHA: Q4 2024

C84.A5 **Cutaneous T-cell lymphoma, unspecified, lymph nodes of inguinal region and lower limb** CC HCC RxHCC CC/MCC Ex6

AHA: Q4 2024

C84.A6 **Cutaneous T-cell lymphoma, unspecified, intrapelvic lymph nodes** CC HCC RxHCC CC/MCC Exc

AHA: Q4 2024

C84.A7 **Cutaneous T-cell lymphoma, unspecified, spleen** CC HCC RxHCC CC/MCC Exc

AHA: Q4 2024, Q2 2021

C84.A8 **Cutaneous T-cell lymphoma, unspecified, lymph nodes of multiple sites** CC HCC RxHCC CC/MCC Exc

AHA: Q4 2024, Q2 2021

C84.A9 **Cutaneous T-cell lymphoma, unspecified, extranodal and solid organ sites** CC HCC RxHCC CC/MCC Exc

AHA: Q4 2024

C84.AA **Cutaneous T-cell lymphoma, unspecified, in remission** CC HCC RxHCC CC/MCC Exc

5th C84.Z **Other mature T/NK-cell lymphomas**

NOTES If T-cell lineage or involvement is mentioned in conjunction with a specific lymphoma, code to the more specific description.

EXCLUDES1 *angioimmunoblastic T-cell lymphoma (C86.50)*
blastic NK-cell lymphoma (C86.40)
enteropathy-type T-cell lymphoma (C86.20)
extranodal NK-cell lymphoma, nasal type (C86.00)
hepatosplenic T-cell lymphoma (C86.10)
primary cutaneous CD30-positive T-cell proliferations (C86.60)
subcutaneous panniculitis-like T-cell lymphoma (C86.30)
T-cell leukemia (C91.1-)

C84.Z0 **Other mature T/NK-cell lymphomas, unspecified site** CC HCC RxHCC CC/MCC Exc

AHA: Q4 2024

C84.Z1 **Other mature T/NK-cell lymphomas, lymph nodes of head, face, and neck** CC HCC RxHCC CC/MCC Exc

AHA: Q4 2024

C84.Z2 **Other mature T/NK-cell lymphomas, intrathoracic lymph nodes** CC HCC RxHCC CC/MCC Exc

AHA: Q4 2024

C84.Z3 **Other mature T/NK-cell lymphomas, intra-abdominal lymph nodes** CC HCC RxHCC CC/MCC Exc

AHA: Q4 2024

C84.Z4 **Other mature T/NK-cell lymphomas, lymph nodes of axilla and upper limb** CC HCC RxHCC CC/MCC Exc

AHA: Q4 2024

C84.Z5 **Other mature T/NK-cell lymphomas, lymph nodes of inguinal region and lower limb** CC HCC RxHCC CC/MCC Ex0

AHA: Q4 2024

C84.Z6 **Other mature T/NK-cell lymphomas, intrapelvic lymph nodes** CC HCC RxHCC CC/MCC Ex0

AHA: Q4 2024

C84.Z7 **Other mature T/NK-cell lymphomas, spleen** CC HCC RxHCC CC/MCC Ex0

AHA: Q4 2024

C84.Z8 **Other mature T/NK-cell lymphomas, lymph nodes of multiple sites** CC HCC RxHCC CC/MCC Ex0

AHA: Q4 2024

C84.Z9 **Other mature T/NK-cell lymphomas, extranodal and solid organ sites** CC HCC RxHCC CC/MCC Ex0

AHA: Q4 2024

C84.ZA **Other mature T/NK-cell lymphomas, in remission** CC HCC RxHCC CC/MCC Ex0

5th C84.9 **Mature T/NK-cell lymphomas, unspecified**

NK/T cell lymphoma NOS

EXCLUDES1 *mature T-cell lymphoma, not elsewhere classified (C84.4-)*

C84.90 **Mature T/NK-cell lymphomas, unspecified, unspecified site** CC HCC RxHCC CC/MCC Ex0

AHA: Q4 2024

C84.91 **Mature T/NK-cell lymphomas, unspecified, lymph nodes of head, face, and neck** CC HCC RxHCC CC/MCC Ex0

AHA: Q4 2024

C84.92 **Mature T/NK-cell lymphomas, unspecified, intrathoracic lymph nodes** CC HCC RxHCC CC/MCC Ex0

AHA: Q4 2024

C84.93 **Mature T/NK-cell lymphomas, unspecified, intra-abdominal lymph nodes** CC HCC RxHCC CC/MCC Ex0

AHA: Q4 2024

C84.94 **Mature T/NK-cell lymphomas, unspecified, lymph nodes of axilla and upper limb** CC HCC RxHCC CC/MCC Ex0

AHA: Q4 2024

C84.95 **Mature T/NK-cell lymphomas, unspecified, lymph nodes of inguinal region and lower limb** CC HCC RxHCC CC/MCC Ex0

AHA: Q4 2024

C84.96 **Mature T/NK-cell lymphomas, unspecified, intrapelvic lymph nodes** CC HCC RxHCC CC/MCC Ex0

AHA: Q4 2024

C84.97 **Mature T/NK-cell lymphomas, unspecified, spleen** CC HCC RxHCC CC/MCC Ex0

AHA: Q4 2024

C84.98 **Mature T/NK-cell lymphomas, unspecified, lymph nodes of multiple sites** CC HCC RxHCC CC/MCC Ex0

AHA: Q4 2024

C84.99 **Mature T/NK-cell lymphomas, unspecified, extranodal and solid organ sites** CC HCC RxHCC CC/MCC Ex0

AHA: Q4 2024

C84.9A **Mature T/NK-cell lymphomas, unspecified, in remission** CC HCC RxHCC CC/MCC Ex0

4th C85 **Other specified and unspecified types of non-Hodgkin lymphoma**

See Official Guidelines, "Secondary malignant neoplasm of lymphoid tissue" I.C.2.t

EXCLUDES1 *other specified types of T/NK-cell lymphoma (C86.-)*

personal history of non-Hodgkin lymphoma (Z85.72)

5th C85.1 **Unspecified B-cell lymphoma**

NOTES If B-cell lineage or involvement is mentioned in conjunction with a specific lymphoma, code to the more specific description.

C85.10 **Unspecified B-cell lymphoma, unspecified site** CC HCC RxHCC CC/MCC Ex0

AHA: Q4 2024

C85.11 **Unspecified B-cell lymphoma, lymph nodes of head, face, and neck** CC HCC RxHCC CC/MCC Ex0

AHA: Q4 2024

C85.12 **Unspecified B-cell lymphoma, intrathoracic lymph nodes** CC HCC RxHCC CC/MCC Ex0

AHA: Q4 2024

C85.13 **Unspecified B-cell lymphoma, intra-abdominal lymph nodes** CC HCC RxHCC CC/MCC Ex0

AHA: Q4 2024

C85.14 **Unspecified B-cell lymphoma, lymph nodes of axilla and upper limb** CC HCC RxHCC CC/MCC Ex0

AHA: Q4 2024

C85.15 **Unspecified B-cell lymphoma, lymph nodes of inguinal region and lower limb** CC HCC RxHCC CC/MCC Ex0

AHA: Q4 2024

C85.16 **Unspecified B-cell lymphoma, intrapelvic lymph nodes** CC HCC RxHCC CC/MCC Ex0

AHA: Q4 2024

C85.17 **Unspecified B-cell lymphoma, spleen** CC HCC RxHCC CC/MCC Ex0

AHA: Q4 2024

C85.18 Unspecified B-cell lymphoma, lymph nodes of multiple sites CC HCC RxHCC CC/MCC Ex0

AHA: Q4 2024

C85.19 Unspecified B-cell lymphoma, extranodal and solid organ sites CC HCC RxHCC CC/MCC Ex0

AHA: Q4 2024

C85.1A Unspecified B-cell lymphoma, in remission CC HCC RxHCC CC/MCC Ex0

5th C85.2 Mediastinal (thymic) large B-cell lymphoma

C85.20 Mediastinal (thymic) large B-cell lymphoma, unspecified site CC HCC RxHCC CC/MCC Ex0

AHA: Q4 2024

C85.21 Mediastinal (thymic) large B-cell lymphoma, lymph nodes of head, face, and neck CC HCC RxHCC CC/MCC Ex0

AHA: Q4 2024

C85.22 Mediastinal (thymic) large B-cell lymphoma, intrathoracic lymph nodes CC HCC RxHCC CC/MCC Ex0

AHA: Q4 2024

C85.23 Mediastinal (thymic) large B-cell lymphoma, intra-abdominal lymph nodes CC HCC RxHCC CC/MCC Ex0

AHA: Q4 2024

C85.24 Mediastinal (thymic) large B-cell lymphoma, lymph nodes of axilla and upper limb CC HCC RxHCC CC/MCC Ex0

AHA: Q4 2024

C85.25 Mediastinal (thymic) large B-cell lymphoma, lymph nodes of inguinal region and lower limb CC HCC RxHCC CC/MCC Ex0

AHA: Q4 2024

C85.26 Mediastinal (thymic) large B-cell lymphoma, intrapelvic lymph nodes CC HCC RxHCC CC/MCC Ex0

AHA: Q4 2024

C85.27 Mediastinal (thymic) large B-cell lymphoma, spleen CC HCC RxHCC CC/MCC Ex0

AHA: Q4 2024

C85.28 Mediastinal (thymic) large B-cell lymphoma, lymph nodes of multiple sites CC HCC RxHCC CC/MCC Ex0

AHA: Q4 2024

C85.29 Mediastinal (thymic) large B-cell lymphoma, extranodal and solid organ sites CC HCC RxHCC CC/MCC Ex0

AHA: Q4 2024

C85.2A Mediastinal (thymic) large B-cell lymphoma, in remission CC HCC RxHCC CC/MCC Ex0

5th C85.8 Other specified types of non-Hodgkin lymphoma

C85.80 Other specified types of non-Hodgkin lymphoma, unspecified site CC HCC RxHCC CC/MCC Exc

AHA: Q4 2024

C85.81 Other specified types of non-Hodgkin lymphoma, lymph nodes of head, face, and neck CC HCC RxHCC CC/MCC Exc

AHA: Q4 2024

C85.82 Other specified types of non-Hodgkin lymphoma, intrathoracic lymph nodes CC HCC RxHCC CC/MCC Exc

AHA: Q4 2024

C85.83 Other specified types of non-Hodgkin lymphoma, intra-abdominal lymph nodes CC HCC RxHCC CC/MCC Exc

AHA: Q4 2024

C85.84 Other specified types of non-Hodgkin lymphoma, lymph nodes of axilla and upper limb CC HCC RxHCC CC/MCC Exc

AHA: Q4 2024

C85.85 Other specified types of non-Hodgkin lymphoma, lymph nodes of inguinal region and lower limb CC HCC RxHCC CC/MCC Exc

AHA: Q4 2024

C85.86 Other specified types of non-Hodgkin lymphoma, intrapelvic lymph nodes CC HCC RxHCC CC/MCC Exc

AHA: Q4 2024

C85.87 Other specified types of non-Hodgkin lymphoma, spleen CC HCC RxHCC CC/MCC Exc

AHA: Q4 2024

C85.88 Other specified types of non-Hodgkin lymphoma, lymph nodes of multiple sites CC HCC RxHCC CC/MCC Exc

AHA: Q4 2024

C85.89 Other specified types of non-Hodgkin lymphoma, extranodal and solid organ sites CC HCC RxHCC CC/MCC Exc

AHA: Q4 2024

C85.8A Other specified types of non-Hodgkin lymphoma, in remission CC HCC RxHCC CC/MCC Exc

5th C85.9 Non-Hodgkin lymphoma, unspecified

Lymphoma NOS

Malignant lymphoma NOS

Non-Hodgkin lymphoma NOS

C85.90 Non-Hodgkin lymphoma, unspecified, unspecified site CC HCC RxHCC CC/MCC Exc

AHA: Q4 2024

C85.91 **Non-Hodgkin lymphoma, unspecified, lymph nodes of head, face, and neck** CC HCC RxHCC CC/MCC Ex0

AHA: Q4 2024

C85.92 **Non-Hodgkin lymphoma, unspecified, intrathoracic lymph nodes** CC HCC RxHCC CC/MCC Ex0

AHA: Q4 2024

C85.93 **Non-Hodgkin lymphoma, unspecified, intra-abdominal lymph nodes** CC HCC RxHCC CC/MCC Ex0

AHA: Q4 2024

C85.94 **Non-Hodgkin lymphoma, unspecified, lymph nodes of axilla and upper limb** CC HCC RxHCC CC/MCC Ex0

AHA: Q4 2024

C85.95 **Non-Hodgkin lymphoma, unspecified, lymph nodes of inguinal region and lower limb** CC HCC RxHCC CC/MCC Ex0

AHA: Q4 2024

C85.96 **Non-Hodgkin lymphoma, unspecified, intrapelvic lymph nodes** CC HCC RxHCC CC/MCC Ex0

AHA: Q4 2024

C85.97 **Non-Hodgkin lymphoma, unspecified, spleen** CC HCC RxHCC CC/MCC Ex0

AHA: Q4 2024

C85.98 **Non-Hodgkin lymphoma, unspecified, lymph nodes of multiple sites** CC HCC RxHCC CC/MCC Ex0

AHA: Q4 2024

C85.99 **Non-Hodgkin lymphoma, unspecified, extranodal and solid organ sites** CC HCC RxHCC CC/MCC Ex0

AHA: Q4 2024

C85.9A **Non-Hodgkin lymphoma, unspecified, in remission** CC HCC RxHCC CC/MCC Ex0

4th C86 **Other specified types of T/NK-cell lymphoma**

Excludes1 *anaplastic large cell lymphoma, ALK negative (C84.7-)*

anaplastic large cell lymphoma, ALK positive (C84.6-)

mature T/NK-cell lymphomas (C84.-)

other specified types of non-Hodgkin lymphoma (C85.8-)

5th C86.0 **Extranodal NK/T-cell lymphoma, nasal type** HCC RxHCC

C86.00 **Extranodal NK/T-cell lymphoma, nasal type not having achieved remission** CC HCC RxHCC CC/MCC Ex0

Extranodal NK/T-cell lymphoma, nasal type NOS

Extranodal NK/T-cell lymphoma, nasal type with failed remission

C86.01 **Extranodal NK/T-cell lymphoma, nasal type, in remission** CC HCC RxHCC CC/MCC Ex0

5th C86.1 Hepatosplenic T-cell lymphoma HCC RxHCC

Alpha-beta and gamma delta types

C86.10 Hepatosplenic T-cell lymphoma not having achieved remission CC HCC RxHCC CC/MCC Exc

Hepatosplenic T-cell lymphoma NOS

Hepatosplenic T-cell lymphoma with failed remission

C86.11 Hepatosplenic T-cell lymphoma, in remission CC HCC RxHCC CC/MCC Exc

5th C86.2 Enteropathy-type (intestinal) T-cell lymphoma HCC RxHCC

Enteropathy associated T-cell lymphoma

C86.20 Enteropathy-type (intestinal) T-cell lymphoma not having achieved remission CC HCC RxHCC CC/MCC Exc

Enteropathy associated T-cell lymphoma NOS

Enteropathy associated T-cell lymphoma not having achieved remission

Enteropathy associated T-cell lymphoma with failed remission

Enteropathy-type (intestinal) T-cell lymphoma NOS

Enteropathy-type (intestinal) T-cell lymphoma with failed remission

C86.21 Enteropathy-type (intestinal) T-cell lymphoma, in remission CC HCC RxHCC CC/MCC Exc

Enteropathy associated T-cell lymphoma, in remission

5th C86.3 Subcutaneous panniculitis-like T-cell lymphoma HCC RxHCC

C86.30 Subcutaneous panniculitis-like T-cell lymphoma not having achieved remission CC HCC RxHCC CC/MCC Exc

Subcutaneous panniculitis-like T-cell lymphoma NOS

Subcutaneous panniculitis-like T-cell lymphoma with failed remission

C86.31 Subcutaneous panniculitis-like T-cell lymphoma, in remission CC HCC RxHCC CC/MCC Exc

5th C86.4 Blastic NK-cell lymphoma HCC RxHCC

Blastic plasmacytoid dendritic cell neoplasm (BPDCN)

C86.40 Blastic NK-cell lymphoma not having achieved remission CC HCC RxHCC CC/MCC Exc

Blastic NK-cell lymphoma NOS

Blastic NK-cell lymphoma with failed remission

Blastic plasmacytoid dendritic cell neoplasm (BPDCN) NOS

Blastic plasmacytoid dendritic cell neoplasm (BPDCN) not having achieved remission

Blastic plasmacytoid dendritic cell neoplasm (BPDCN) with failed remission

C86.41 Blastic NK-cell lymphoma, in remission CC HCC RxHCC CC/MCC Exc

Blastic plasmacytoid dendritic cell neoplasm (BPDCN), in remission

5th C86.5 Angioimmunoblastic T-cell lymphoma HCC RxHCC

Angioimmunoblastic lymphadenopathy with dysproteinemia (AILD)

C86.50 Angioimmunoblastic T-cell lymphoma not having achieved remission CC HCC RxHCC CC/MCC Ex6

Angioimmunoblastic lymphadenopathy with dysproteinemia (AILD) NOS

Angioimmunoblastic lymphadenopathy with dysproteinemia (AILD) not having achieved remission

Angioimmunoblastic lymphadenopathy with dysproteinemia (AILD) with failed remission

Angioimmunoblastic T-cell lymphoma NOS

Angioimmunoblastic T-cell lymphoma with failed remission

C86.51 Angioimmunoblastic T-cell lymphoma, in remission CC HCC RxHCC CC/MCC Ex6

Angioimmunoblastic lymphadenopathy with dysproteinemia (AILD), in remission

5th C86.6 Primary cutaneous CD30-positive T-cell proliferations HCC RxHCC

Lymphomatoid papulosis

Primary cutaneous anaplastic large cell lymphoma

Primary cutaneous CD30-positive large T-cell lymphoma

C86.60 Primary cutaneous CD30-positive T-cell proliferations not having achieved remission CC HCC RxHCC CC/MCC Ex6

Lymphomatoid papulosis NOS

Lymphomatoid papulosis not having achieved remission

Lymphomatoid papulosis with failed remission

Primary cutaneous anaplastic large cell lymphoma NOS

Primary cutaneous anaplastic large cell lymphoma not having achieved remission

Primary cutaneous anaplastic large cell lymphoma with failed remission

Primary cutaneous CD30-positive large T-cell lymphoma NOS

Primary cutaneous CD30-positive large T-cell lymphoma not having achieved remission

Primary cutaneous CD30-positive large T-cell lymphoma with failed remission

Primary cutaneous CD30-positive T-cell proliferations NOS

Primary cutaneous CD30-positive T-cell proliferations with failed remission

C86.61 Primary cutaneous CD30-positive T-cell proliferations, in remission CC HCC RxHCC CC/MCC Ex6

4th C88 **Malignant immunoproliferative diseases and certain other B-cell lymphomas**

Excludes1 *B-cell lymphoma, unspecified (C85.1-)*

personal history of other malignant neoplasms of lymphoid, hematopoietic and related tissues (Z85.79)

5th C88.0 **Waldenström macroglobulinemia** HCC RxHCC

Lymphoplasmacytic lymphoma with IgM-production

Macroglobulinemia (idiopathic) (primary)

Excludes1 *small cell B-cell lymphoma (C83.0)*

C88.00 **Waldenström macroglobulinemia not having achieved remission** HCC RxHCC CC/MCC Exc

Lymphoplasmacytic lymphoma with IgM-production, NOS

Lymphoplasmacytic lymphoma with IgM-production not having achieved remission

Lymphoplasmacytic lymphoma with IgM-production with failed remission

Macroglobulinemia (idiopathic) (primary) NOS

Macroglobulinemia (idiopathic) (primary) not having achieved remission

Macroglobulinemia (idiopathic) (primary) with failed remission

Waldenström macroglobulinemia NOS

Waldenström macroglobulinemia with failed remission

C88.01 **Waldenström macroglobulinemia, in remission** HCC RxHCC CC/MCC Exc

5th C88.2 **Heavy chain disease** HCC RxHCC

Franklin disease

Gamma heavy chain disease

Mu heavy chain disease

C88.20 **Heavy chain disease not having achieved remission** CC HCC RxHCC CC/MCC Exc

Franklin disease NOS

Franklin disease not having achieved remission

Franklin disease with failed remission

Gamma heavy chain disease NOS

Gamma heavy chain disease not having achieved remission

Gamma heavy chain disease with failed remission

Heavy chain disease NOS

Heavy chain disease with failed remission Mu heavy chain disease not having achieved remission

Mu heavy chain disease NOS

Mu heavy chain disease not having achieved remission

Mu heavy chain disease with failed remission

C88.21 **Heavy chain disease, in remission** CC HCC RxHCC CC/MCC Exc

5th C88.3 **Immunoproliferative small intestinal disease** HCC RxHCC

Alpha heavy chain disease

Mediterranean lymphoma

C88.30 **Immunoproliferative small intestinal disease not having achieved remission** CC HCC RxHCC CC/MCC Ex6

Alpha heavy chain disease NOS

Alpha heavy chain disease not having achieved remission

Alpha heavy chain disease with failed remission

Immunoproliferative small intestinal disease NOS

Immunoproliferative small intestinal disease with failed remission

Mediterranean lymphoma NOS

Mediterranean lymphoma not having achieved remission

Mediterranean lymphoma with failed remission

C88.31 **Immunoproliferative small intestinal disease, in remission** CC HCC RxHCC CC/MCC Ex6

5th C88.4 **Extranodal marginal zone B-cell lymphoma of mucosa-associated lymphoid tissue [MALT-lymphoma]** HCC RxHCC

Lymphoma of skin-associated lymphoid tissue [SALT-lymphoma]

Lymphoma of bronchial-associated lymphoid tissue [BALT-lymphoma]

EXCLUDES1 *high malignant (diffuse large B-cell) lymphoma (C83.3-)*

C88.40 **Extranodal marginal zone B-cell lymphoma of mucosa-associated lymphoid tissue [MALT-lymphoma] not having achieved remission** CC HCC RxHCC CC/MCC Ex6

Extranodal marginal zone B-cell lymphoma of mucosa-associated lymphoid tissue [MALT-lymphoma] NOS

Extranodal marginal zone B-cell lymphoma of mucosa-associated lymphoid tissue [MALT-lymphoma] with failed remission

Lymphoma of bronchial-associated lymphoid tissue [BALT-lymphoma] NOS

Lymphoma of bronchial-associated lymphoid tissue [BALT-lymphoma] not having achieved remission

Lymphoma of bronchial-associated lymphoid tissue [BALT-lymphoma] with failed remission

Lymphoma of skin-associated lymphoid tissue [SALT-lymphoma] NOS

Lymphoma of skin-associated lymphoid tissue [SALT-lymphoma] not having achieved remission

Lymphoma of skin-associated lymphoid tissue [SALT-lymphoma] with failed remission

C88.41 **Extranodal marginal zone B-cell lymphoma of mucosa-associated lymphoid tissue [MALT-lymphoma], in remission** CC HCC RxHCC CC/MCC Ex6

5th C88.8 Other malignant immunoproliferative diseases HCC RxHCC

C88.80 Other malignant immunoproliferative diseases not having achieved remission CC HCC RxHCC CC/MCC Ex0

Other malignant immunoproliferative diseases NOS

Other malignant immunoproliferative diseases with failed remission

C88.81 Other malignant immunoproliferative diseases, in remission CC HCC RxHCC CC/MCC Ex0

5th C88.9 Malignant immunoproliferative disease, unspecified HCC RxHCC

Immunoproliferative disease NOS

C88.90 Malignant immunoproliferative disease, unspecified not having achieved remission CC HCC RxHCC CC/MCC Ex0

Immunoproliferative disease NOS

Immunoproliferative disease NOS not having achieved remission

Immunoproliferative disease NOS with failed remission

Malignant immunoproliferative disease, unspecified NOS

Malignant immunoproliferative disease, unspecified with failed remission

C88.91 Malignant immunoproliferative disease, unspecified, in remission CC HCC RxHCC CC/MCC Ex0

4th C90 Multiple myeloma and malignant plasma cell neoplasms

See Official Guidelines, "Leukemia, Multiple Myeloma, and Malignant Plasma Cell Neoplasms in remission versus personal history" I.C.2.n

EXCLUDES1 *personal history of other malignant neoplasms of lymphoid, hematopoietic and related tissues (Z85.79)*

5th C90.0 Multiple myeloma

Kahler's disease

Medullary plasmacytoma

Myelomatosis

Plasma cell myeloma

EXCLUDES1 *solitary myeloma (C90.3-)*

solitary plasmacytoma (C90.3-)

C90.00 Multiple myeloma not having achieved remission CC HCC RxHCC CC/MCC Ex0

AHA: Q4 2020

Multiple myeloma with failed remission

Multiple myeloma NOS

C90.01 **Multiple myeloma in remission** CC HCC RxHCC CC/MCC Exc

C90.02 **Multiple myeloma in relapse** CC HCC RxHCC CC/MCC Exc

5th C90.1 **Plasma cell leukemia**

Plasmacytic leukemia

C90.10 **Plasma cell leukemia not having achieved remission** CC HCC RxHCC CC/MCC Exc

AHA: Q2 2019

Plasma cell leukemia with failed remission

Plasma cell leukemia NOS

C90.11 **Plasma cell leukemia in remission** CC HCC RxHCC CC/MCC Exc

C90.12 **Plasma cell leukemia in relapse** CC HCC RxHCC CC/MCC Exc

5th C90.2 **Extramedullary plasmacytoma**

C90.20 **Extramedullary plasmacytoma not having achieved remission** CC HCC RxHCC CC/MCC Exc

Extramedullary plasmacytoma with failed remission

Extramedullary plasmacytoma NOS

C90.21 **Extramedullary plasmacytoma in remission** CC HCC RxHCC CC/MCC Exc

C90.22 **Extramedullary plasmacytoma in relapse** CC HCC RxHCC CC/MCC Exc

5th C90.3 **Solitary plasmacytoma**

Localized malignant plasma cell tumor NOS

Plasmacytoma NOS

Solitary myeloma

C90.30 **Solitary plasmacytoma not having achieved remission** CC HCC RxHCC CC/MCC Exc

Solitary plasmacytoma with failed remission

Solitary plasmacytoma NOS

C90.31 **Solitary plasmacytoma in remission** CC HCC RxHCC CC/MCC Exc

C90.32 **Solitary plasmacytoma in relapse** CC HCC RxHCC CC/MCC Exc

4th C91 **Lymphoid leukemia**

EXCLUDES1 *personal history of leukemia (Z85.6)*

5th C91.0 Acute lymphoblastic leukemia [ALL]

NOTES Codes in subcategory C91.0- should only be used for T-cell and B-cell precursor leukemia

C91.00 Acute lymphoblastic leukemia not having achieved remission CC HCC RxHCC CC/MCC Ex6

AHA: Q1 2022, Q4 2020

Acute lymphoblastic leukemia with failed remission

Acute lymphoblastic leukemia NOS

C91.01 Acute lymphoblastic leukemia, in remission CC HCC RxHCC CC/MCC Ex6

C91.02 Acute lymphoblastic leukemia, in relapse CC HCC RxHCC CC/MCC Ex6

5th C91.1 Chronic lymphocytic leukemia of B-cell type

Lymphoplasmacytic leukemia

Richter syndrome

EXCLUDES1 *lymphoplasmacytic lymphoma (C83.0-)*

C91.10 Chronic lymphocytic leukemia of B-cell type not having achieved remission CC HCC RxHCC CC/MCC Ex6

Chronic lymphocytic leukemia of B-cell type with failed remission

Chronic lymphocytic leukemia of B-cell type NOS

C91.11 Chronic lymphocytic leukemia of B-cell type in remission CC HCC RxHCC CC/MCC Ex6

C91.12 Chronic lymphocytic leukemia of B-cell type in relapse CC HCC RxHCC CC/MCC Ex6

AHA: Q1 2023

5th C91.3 Prolymphocytic leukemia of B-cell type

C91.30 Prolymphocytic leukemia of B-cell type not having achieved remission CC HCC RxHCC CC/MCC Ex6

Prolymphocytic leukemia of B-cell type with failed remission

Prolymphocytic leukemia of B-cell type NOS

C91.31 Prolymphocytic leukemia of B-cell type, in remission CC HCC RxHCC CC/MCC Ex6

C91.32 Prolymphocytic leukemia of B-cell type, in relapse CC HCC RxHCC CC/MCC Ex6

5th C91.4 Hairy cell leukemia

Leukemic reticuloendotheliosis

C91.40 Hairy cell leukemia not having achieved remission CC HCC RxHCC CC/MCC Exc

Hairy cell leukemia with failed remission

Hairy cell leukemia NOS

C91.41 Hairy cell leukemia, in remission CC HCC RxHCC CC/MCC Exc

C91.42 Hairy cell leukemia, in relapse CC HCC RxHCC CC/MCC Exc

5th C91.5 Adult T-cell lymphoma/leukemia (HTLV-1-associated)

Acute variant of adult T-cell lymphoma/leukemia (HTLV-1-associated)

Chronic variant of adult T-cell lymphoma/leukemia (HTLV-1-associated)

Lymphomatoid variant of adult T-cell lymphoma/leukemia (HTLV-1-associated)

Smouldering variant of adult T-cell lymphoma/leukemia (HTLV-1-associated)

C91.50 Adult T-cell lymphoma/leukemia (HTLV-1-associated) not having achieved remission A CC HCC RxHCC CC/MCC Exc

Adult T-cell lymphoma/leukemia (HTLV-1-associated) with failed remission

Adult T-cell lymphoma/leukemia (HTLV-1-associated) NOS

C91.51 Adult T-cell lymphoma/leukemia (HTLV-1-associated), in remission A CC HCC RxHCC CC/MCC Exc

C91.52 Adult T-cell lymphoma/leukemia (HTLV-1-associated), in relapse A CC HCC RxHCC CC/MCC Exc

5th C91.6 Prolymphocytic leukemia of T-cell type

C91.60 Prolymphocytic leukemia of T-cell type not having achieved remission CC HCC RxHCC CC/MCC Exc

Prolymphocytic leukemia of T-cell type with failed remission

Prolymphocytic leukemia of T-cell type NOS

C91.61 Prolymphocytic leukemia of T-cell type, in remission CC HCC RxHCC CC/MCC Exc

C91.62 Prolymphocytic leukemia of T-cell type, in relapse CC HCC RxHCC CC/MCC Exc

5th C91.A Mature B-cell leukemia Burkitt-type

Excludes1 *Burkitt lymphoma (C83.7-)*

C91.A0 Mature B-cell leukemia Burkitt-type not having achieved remission CC HCC RxHCC CC/MCC Exc

Mature B-cell leukemia Burkitt-type with failed remission

Mature B-cell leukemia Burkitt-type NOS

C91.A1 Mature B-cell leukemia Burkitt-type, in remission CC HCC RxHCC CC/MCC Exc

C91.A2 Mature B-cell leukemia Burkitt-type, in relapse CC HCC RxHCC CC/MCC Exc

5th C91.Z Other lymphoid leukemia

T-cell large granular lymphocytic leukemia (associated with rheumatoid arthritis)

C91.Z0 Other lymphoid leukemia not having achieved remission CC HCC RxHCC CC/MCC Ex6

AHA: Q2 2019

Other lymphoid leukemia with failed remission

Other lymphoid leukemia NOS

C91.Z1 Other lymphoid leukemia, in remission CC HCC RxHCC CC/MCC Ex6

C91.Z2 Other lymphoid leukemia, in relapse CC HCC RxHCC CC/MCC Ex6

5th C91.9 Lymphoid leukemia, unspecified

C91.90 Lymphoid leukemia, unspecified not having achieved remission CC HCC RxHCC CC/MCC Ex6

Lymphoid leukemia with failed remission

Lymphoid leukemia NOS

C91.91 Lymphoid leukemia, unspecified, in remission CC HCC RxHCC CC/MCC Ex6

C91.92 Lymphoid leukemia, unspecified, in relapse CC HCC RxHCC CC/MCC Ex6

4th C92 Myeloid leukemia

INCLUDES *granulocytic leukemia*

myelogenous leukemia

Code also, if applicable, pancytopenia (acquired) (D61.818)

EXCLUDES1 *personal history of leukemia (Z85.6)*

5th C92.0 Acute myeloblastic leukemia

Acute myeloblastic leukemia, minimal differentiation

Acute myeloblastic leukemia (with maturation)

Acute myeloblastic leukemia 1/ETO

Acute myeloblastic leukemia M0

Acute myeloblastic leukemia M1

Acute myeloblastic leukemia M2

Acute myeloblastic leukemia with t(8;21)

Acute myeloblastic leukemia (without a FAB classification) NOS

Refractory anemia with excess blasts in transformation [RAEB T]

EXCLUDES1 *acute exacerbation of chronic myeloid leukemia (C92.10)*

refractory anemia with excess of blasts not in transformation (D46.2-)

C92.00 **Acute myeloblastic leukemia, not having achieved remission** CC HCC RxHCC CC/MCC Ex6

Acute myeloblastic leukemia with failed remission

Acute myeloblastic leukemia NOS

C92.01 **Acute myeloblastic leukemia, in remission** CC HCC RxHCC CC/MCC Ex6

AHA: Q3 2021

C92.02 **Acute myeloblastic leukemia, in relapse** CC HCC RxHCC CC/MCC Ex6

AHA: Q1 2023

5th C92.1 **Chronic myeloid leukemia, BCR/ABL-positive**

Chronic myelogenous leukemia, Philadelphia chromosome (Ph1) positive

Chronic myelogenous leukemia, t(9;22) (q34;q11)

Chronic myelogenous leukemia with crisis of blast cells

EXCLUDES1 *atypical chronic myeloid leukemia BCR/ABL-negative (C92.2-)*

chronic myelomonocytic leukemia (C93.1-)

chronic myeloproliferative disease (D47.1)

C92.10 **Chronic myeloid leukemia, BCR/ABL-positive, not having achieved remission** CC HCC RxHCC CC/MCC Ex6

Chronic myeloid leukemia, BCR/ABL-positive with failed remission

Chronic myeloid leukemia, BCR/ABL-positive NOS

C92.11 **Chronic myeloid leukemia, BCR/ABL-positive, in remission** CC HCC RxHCC CC/MCC Ex6

C92.12 **Chronic myeloid leukemia, BCR/ABL-positive, in relapse** CC HCC RxHCC CC/MCC Ex6

5th C92.2 **Atypical chronic myeloid leukemia, BCR/ABL-negative**

C92.20 **Atypical chronic myeloid leukemia, BCR/ABL-negative, not having achieved remission** CC HCC RxHCC CC/MCC Ex6

Atypical chronic myeloid leukemia, BCR/ABL-negative with failed remission

Atypical chronic myeloid leukemia, BCR/ABL-negative NOS

C92.21 **Atypical chronic myeloid leukemia, BCR/ABL-negative, in remission** CC HCC RxHCC CC/MCC Ex6

C92.22 **Atypical chronic myeloid leukemia, BCR/ABL-negative, in relapse** CC HCC RxHCC CC/MCC Ex6

5th C92.3 **Myeloid sarcoma**

A malignant tumor of immature myeloid cells

Chloroma

Granulocytic sarcoma

C92.30 **Myeloid sarcoma, not having achieved remission** CC HCC RxHCC CC/MCC Ex6

Myeloid sarcoma with failed remission

Myeloid sarcoma NOS

C92.31 **Myeloid sarcoma, in remission** CC HCC RxHCC CC/MCC Ex6

C92.32 **Myeloid sarcoma, in relapse** CC HCC RxHCC CC/MCC Ex6

5th C92.4 **Acute promyelocytic leukemia**

AML M3

AML Me with t(15;17) and variants

C92.40 **Acute promyelocytic leukemia, not having achieved remission** CC HCC RxHCC CC/MCC Ex6

Acute promyelocytic leukemia with failed remission

Acute promyelocytic leukemia NOS

C92.41 **Acute promyelocytic leukemia, in remission** CC HCC RxHCC CC/MCC Ex6

C92.42 **Acute promyelocytic leukemia, in relapse** CC HCC RxHCC CC/MCC Ex6

5th C92.5 **Acute myelomonocytic leukemia**

AML M4

AML M4 Eo with inv(16) or t(16;16)

C92.50 **Acute myelomonocytic leukemia, not having achieved remission** CC HCC RxHCC CC/MCC Ex6

Acute myelomonocytic leukemia with failed remission

Acute myelomonocytic leukemia NOS

C92.51 **Acute myelomonocytic leukemia, in remission** CC HCC RxHCC CC/MCC Ex6

C92.52 **Acute myelomonocytic leukemia, in relapse** CC HCC RxHCC CC/MCC Ex6

5th C92.6 **Acute myeloid leukemia with 11q23-abnormality**

Acute myeloid leukemia with variation of MLL-gene

C92.60 **Acute myeloid leukemia with 11q23-abnormality not having achieved remission** CC HCC RxHCC CC/MCC Ex6

Acute myeloid leukemia with 11q23-abnormality with failed remission

Acute myeloid leukemia with 11q23-abnormality NOS

C92.61 **Acute myeloid leukemia with 11q23-abnormality in remission** CC HCC RxHCC CC/MCC Ex6

C92.62 **Acute myeloid leukemia with 11q23-abnormality in relapse** CC HCC RxHCC CC/MCC Ex6

5th C92.A **Acute myeloid leukemia with multilineage dysplasia**

Acute myeloid leukemia with dysplasia of remaining hematopoiesis and/or myelodysplastic disease in its history

C92.A0 **Acute myeloid leukemia with multilineage dysplasia, not having achieved remission** CC HCC RxHCC CC/MCC Ex6

Acute myeloid leukemia with multilineage dysplasia with failed remission

Acute myeloid leukemia with multilineage dysplasia NOS

C92.A1 **Acute myeloid leukemia with multilineage dysplasia, in remission** CC HCC RxHCC CC/MCC Ex0

C92.A2 **Acute myeloid leukemia with multilineage dysplasia, in relapse** CC HCC RxHCC CC/MCC Ex0

5th C92.Z **Other myeloid leukemia**

C92.Z0 **Other myeloid leukemia not having achieved remission** CC HCC RxHCC CC/MCC Ex0

Myeloid leukemia NEC with failed remission

Myeloid leukemia NEC

C92.Z1 **Other myeloid leukemia, in remission** CC HCC RxHCC CC/MCC Ex0

C92.Z2 **Other myeloid leukemia, in relapse** CC HCC RxHCC CC/MCC Ex0

5th C92.9 **Myeloid leukemia, unspecified**

C92.90 **Myeloid leukemia, unspecified, not having achieved remission** CC HCC RxHCC CC/MCC Ex0

Myeloid leukemia, unspecified with failed remission

Myeloid leukemia, unspecified NOS

C92.91 **Myeloid leukemia, unspecified in remission** CC HCC RxHCC CC/MCC Ex0

C92.92 **Myeloid leukemia, unspecified in relapse** CC HCC RxHCC CC/MCC Ex0

4th C93 **Monocytic leukemia**

INCLUDES *monocytoid leukemia*

EXCLUDES1 *personal history of leukemia (Z85.6)*

5th C93.0 **Acute monoblastic/monocytic leukemia**

AML M5

AML M5a

AML M5b

C93.00 **Acute monoblastic/monocytic leukemia, not having achieved remission** CC HCC RxHCC CC/MCC Ex0

Acute monoblastic/monocytic leukemia with failed remission

Acute monoblastic/monocytic leukemia NOS

C93.01 **Acute monoblastic/monocytic leukemia, in remission** CC HCC RxHCC CC/MCC Ex0

C93.02 **Acute monoblastic/monocytic leukemia, in relapse** CC HCC RxHCC CC/MCC Ex0

5th C93.1 Chronic myelomonocytic leukemia

Chronic monocytic leukemia

CMML-1

CMML-2

CMML with eosinophilia

Code also, if applicable, eosinophilia (D72.18)

C93.10 **Chronic myelomonocytic leukemia not having achieved remission** CC HCC RxHCC CC/MCC Exc

Chronic myelomonocytic leukemia with failed remission

Chronic myelomonocytic leukemia NOS

C93.11 **Chronic myelomonocytic leukemia, in remission** CC HCC RxHCC CC/MCC Exc

C93.12 **Chronic myelomonocytic leukemia, in relapse** CC HCC RxHCC CC/MCC Exc

5th C93.3 Juvenile myelomonocytic leukemia

C93.30 **Juvenile myelomonocytic leukemia, not having achieved remission** P CC HCC RxHCC CC/MCC Exc

Juvenile myelomonocytic leukemia with failed remission

Juvenile myelomonocytic leukemia NOS

C93.31 **Juvenile myelomonocytic leukemia, in remission** P CC HCC RxHCC CC/MCC Exc

C93.32 **Juvenile myelomonocytic leukemia, in relapse** P CC HCC RxHCC CC/MCC Exc

5th C93.Z Other monocytic leukemia

C93.Z0 **Other monocytic leukemia, not having achieved remission** CC HCC RxHCC CC/MCC Exc

Other monocytic leukemia NOS

C93.Z1 **Other monocytic leukemia, in remission** CC HCC RxHCC CC/MCC Exc

C93.Z2 **Other monocytic leukemia, in relapse** CC HCC RxHCC CC/MCC Exc

5th C93.9 Monocytic leukemia, unspecified

C93.90 **Monocytic leukemia, unspecified, not having achieved remission** CC HCC RxHCC CC/MCC Exc

Monocytic leukemia, unspecified with failed remission

Monocytic leukemia, unspecified NOS

C93.91 **Monocytic leukemia, unspecified in remission** CC HCC RxHCC CC/MCC Exc

C93.92 **Monocytic leukemia, unspecified in relapse** CC HCC RxHCC CC/MCC Exc

4th C94 Other leukemias of specified cell type

EXCLUDES *leukemic reticuloendotheliosis (C91.4-)*
myelodysplastic syndromes (D46.-)
personal history of leukemia (Z85.6)
plasma cell leukemia (C90.1-)

5th C94.0 Acute erythroid leukemia

Acute myeloid leukemia M6(a)(b)
Erythroleukemia

C94.00 **Acute erythroid leukemia, not having achieved remission** CC HCC RxHCC CC/MCC Ex6
Acute erythroid leukemia with failed remission
Acute erythroid leukemia NOS

C94.01 **Acute erythroid leukemia, in remission** CC HCC RxHCC CC/MCC Ex6

C94.02 **Acute erythroid leukemia, in relapse** CC HCC RxHCC CC/MCC Ex6

5th C94.2 Acute megakaryoblastic leukemia

Acute myeloid leukemia M7
Acute megakaryocytic leukemia

C94.20 **Acute megakaryoblastic leukemia not having achieved remission** CC HCC RxHCC CC/MCC Ex6
Acute megakaryoblastic leukemia with failed remission
Acute megakaryoblastic leukemia NOS

C94.21 **Acute megakaryoblastic leukemia, in remission** CC HCC RxHCC CC/MCC Ex6

C94.22 **Acute megakaryoblastic leukemia, in relapse** CC HCC RxHCC CC/MCC Ex6

5th C94.3 Mast cell leukemia

C94.30 **Mast cell leukemia not having achieved remission** CC HCC RxHCC CC/MCC Ex6
Mast cell leukemia with failed remission
Mast cell leukemia NOS

C94.31 **Mast cell leukemia, in remission** CC HCC RxHCC CC/MCC Ex6

C94.32 **Mast cell leukemia, in relapse** CC HCC RxHCC CC/MCC Ex6

5th C94.4 **Acute panmyelosis with myelofibrosis**

Acute myelofibrosis

EXCLUDES1 *myelofibrosis NOS (D75.81)*

secondary myelofibrosis NOS (D75.81)

C94.40 **Acute panmyelosis with myelofibrosis not having achieved remission** CC HCC RxHCC CC/MCC Ex6

Acute myelofibrosis NOS

Acute panmyelosis with myelofibrosis with failed remission

Acute panmyelosis NOS

C94.41 **Acute panmyelosis with myelofibrosis, in remission** CC HCC RxHCC CC/MCC Ex6

C94.42 **Acute panmyelosis with myelofibrosis, in relapse** CC HCC RxHCC CC/MCC Ex6

C94.6 **Myelodysplastic disease, not elsewhere classified** CC HCC RxHCC CC/MCC Ex6

Myelodysplastic/myeloproliferative neoplasm, unclassifiable

Myeloproliferative disease, not elsewhere classified

5th C94.8 **Other specified leukemias**

Aggressive NK-cell leukemia

Acute basophilic leukemia

Code also, if applicable, eosinophilia (D72.18)

C94.80 **Other specified leukemias not having achieved remission** CC HCC RxHCC CC/MCC Ex6

Other specified leukemia with failed remission

Other specified leukemias NOS

C94.81 **Other specified leukemias, in remission** CC HCC RxHCC CC/MCC Ex6

C94.82 **Other specified leukemias, in relapse** CC HCC RxHCC CC/MCC Ex6

4th C95 **Leukemia of unspecified cell type**

EXCLUDES1 *personal history of leukemia (Z85.6)*

5th C95.0 Acute leukemia of unspecified cell type

Acute bilineal leukemia

Acute mixed lineage leukemia

Biphenotypic acute leukemia

Stem cell leukemia of unclear lineage

EXCLUDES1 *acute exacerbation of unspecified chronic leukemia (C95.10)*

C95.00 **Acute leukemia of unspecified cell type not having achieved remission** CC HCC RxHCC CC/MCC Exc

Acute leukemia of unspecified cell type with failed remission

Acute leukemia NOS

C95.01 **Acute leukemia of unspecified cell type, in remission** CC HCC RxHCC CC/MCC Exc

C95.02 **Acute leukemia of unspecified cell type, in relapse** CC HCC RxHCC CC/MCC Exc

5th C95.1 Chronic leukemia of unspecified cell type

C95.10 **Chronic leukemia of unspecified cell type not having achieved remission** CC HCC RxHCC CC/MCC Exc

Chronic leukemia of unspecified cell type with failed remission

Chronic leukemia NOS

C95.11 **Chronic leukemia of unspecified cell type, in remission** CC HCC RxHCC CC/MCC Exc

C95.12 **Chronic leukemia of unspecified cell type, in relapse** CC HCC RxHCC CC/MCC Exc

5th C95.9 Leukemia, unspecified

C95.90 **Leukemia, unspecified not having achieved remission** CC HCC RxHCC CC/MCC Exc

Leukemia, unspecified with failed remission

Leukemia NOS

C95.91 **Leukemia, unspecified, in remission** CC HCC RxHCC CC/MCC Exc

C95.92 **Leukemia, unspecified, in relapse** CC HCC RxHCC CC/MCC Exc

4th C96 Other and unspecified malignant neoplasms of lymphoid, hematopoietic and related tissue

EXCLUDES1 *personal history of other malignant neoplasms of lymphoid, hematopoietic and related tissues (Z85.79)*

C96.0 Multifocal and multisystemic (disseminated) Langerhans-cell histiocytosis CC HCC RxHCC CC/MCC Ex6

Histiocytosis X, multisystemic

Letterer-Siwe disease

EXCLUDES1 *adult pulmonary Langerhans cell histiocytosis (J84.82)*

multifocal and unisystemic Langerhans-cell histiocytosis (C96.5)

unifocal Langerhans-cell histiocytosis (C96.6)

5th C96.2 Malignant mast cell neoplasm

EXCLUDES1 *indolent mastocytosis (D47.02)*

mast cell leukemia (C94.30)

mastocytosis (congenital) (cutaneous) (Q82.2)

C96.20 Malignant mast cell neoplasm, unspecified CC HCC RxHCC CC/MCC Ex6

AHA: Q4 2017

C96.21 Aggressive systemic mastocytosis CC HCC RxHCC CC/MCC Ex6

AHA: Q4 2017

C96.22 Mast cell sarcoma CC HCC RxHCC CC/MCC Ex6

AHA: Q4 2017

C96.29 Other malignant mast cell neoplasm CC HCC RxHCC CC/MCC Ex6

AHA: Q4 2017

C96.4 Sarcoma of dendritic cells (accessory cells) CC HCC RxHCC CC/MCC Ex6

Follicular dendritic cell sarcoma

Interdigitating dendritic cell sarcoma

Langerhans cell sarcoma

C96.5 Multifocal and unisystemic Langerhans-cell histiocytosis CC HCC RxHCC CC/MCC Ex6

Hand-Schüller-Christian disease

Histiocytosis X, multifocal

EXCLUDES1 *multifocal and multisystemic (disseminated) Langerhans-cell histiocytosis (C96.0)*

unifocal Langerhans-cell histiocytosis (C96.6)

C96.6 **Unifocal Langerhans-cell histiocytosis** CC HCC RxHCC CC/MCC Ex6

Eosinophilic granuloma

Histiocytosis X, unifocal

Histiocytosis X NOS

Langerhans-cell histiocytosis NOS

EXCLUDES *multifocal and multisystemic (disseminated) Langerhans-cell histiocytosis (C96.0)*

multifocal and unisystemic Langerhans-cell histiocytosis (C96.5)

C96.A **Histiocytic sarcoma** CC HCC RxHCC CC/MCC Ex6

Malignant histiocytosis

C96.Z **Other specified malignant neoplasms of lymphoid, hematopoietic and related tissue** CC HCC RxHCC CC/MCC Ex6

C96.9 **Malignant neoplasm of lymphoid, hematopoietic and related tissue, unspecified** CC HCC RxHCC CC/MCC Ex6

In situ neoplasms (D00-D09)

INCLUDES *Bowen's disease*
erythroplasia
grade III intraepithelial neoplasia
Queyrat's erythroplasia

4th D00 **Carcinoma in situ of oral cavity, esophagus and stomach**

EXCLUDES1 *melanoma in situ (D03.-)*

5th D00.0 **Carcinoma in situ of lip, oral cavity and pharynx**

Use additional code to identify:
exposure to environmental tobacco smoke (Z77.22)
exposure to tobacco smoke in the perinatal period (P96.81)
history of tobacco dependence (Z87.891)
occupational exposure to environmental tobacco smoke (Z57.31)
tobacco dependence (F17.-)
tobacco use (Z72.0)

EXCLUDES1 *carcinoma in situ of aryepiglottic fold or interarytenoid fold, laryngeal aspect (D02.0)*
carcinoma in situ of epiglottis NOS (D02.0)
carcinoma in situ of epiglottis suprahyoid portion (D02.0)
carcinoma in situ of skin of lip (D03.0, D04.0)

D00.00 **Carcinoma in situ of oral cavity, unspecified site** CC/MCC Ex0
D00.01 **Carcinoma in situ of labial mucosa and vermilion border** CC/MCC Ex0
D00.02 **Carcinoma in situ of buccal mucosa** CC/MCC Ex0
D00.03 **Carcinoma in situ of gingiva and edentulous alveolar ridge** CC/MCC Ex0
D00.04 **Carcinoma in situ of soft palate** CC/MCC Ex0
D00.05 **Carcinoma in situ of hard palate** CC/MCC Ex0
D00.06 **Carcinoma in situ of floor of mouth** CC/MCC Ex0
D00.07 **Carcinoma in situ of tongue** CC/MCC Ex0
D00.08 **Carcinoma in situ of pharynx** CC/MCC Ex0
Carcinoma in situ of aryepiglottic fold NOS
Carcinoma in situ of hypopharyngeal aspect of aryepiglottic fold
Carcinoma in situ of marginal zone of aryepiglottic fold

D00.1 **Carcinoma in situ of esophagus** CC/MCC Ex0
D00.2 **Carcinoma in situ of stomach** CC/MCC Ex0

4th **D01 Carcinoma in situ of other and unspecified digestive organs**

EXCLUDES1 *melanoma in situ (D03.-)*

D01.0 Carcinoma in situ of colon CC/MCC Ex0

EXCLUDES1 *carcinoma in situ of rectosigmoid junction (D01.1)*

D01.1 Carcinoma in situ of rectosigmoid junction CC/MCC Ex0

D01.2 Carcinoma in situ of rectum CC/MCC Ex0

D01.3 Carcinoma in situ of anus and anal canal CC/MCC Ex0

Anal intraepithelial neoplasia III [AIN III]

Severe dysplasia of anus

EXCLUDES1 *anal intraepithelial neoplasia I and II [AIN I and AIN II] (K62.82)*

carcinoma in situ of anal margin (D04.5)

carcinoma in situ of anal skin (D04.5)

carcinoma in situ of perianal skin (D04.5)

5th **D01.4 Carcinoma in situ of other and unspecified parts of intestine**

EXCLUDES1 *carcinoma in situ of ampulla of Vater (D01.5)*

D01.40 Carcinoma in situ of unspecified part of intestine CC/MCC Ex0

D01.49 Carcinoma in situ of other parts of intestine CC/MCC Ex0

D01.5 Carcinoma in situ of liver, gallbladder and bile ducts CC/MCC Ex0

Carcinoma in situ of ampulla of Vater

D01.7 Carcinoma in situ of other specified digestive organs CC/MCC Ex0

Carcinoma in situ of pancreas

D01.9 Carcinoma in situ of digestive organ, unspecified CC/MCC Ex0

4th **D02 Carcinoma in situ of middle ear and respiratory system**

Use additional code to identify:

exposure to environmental tobacco smoke (Z77.22)

exposure to tobacco smoke in the perinatal period (P96.81)

history of tobacco dependence (Z87.891)

occupational exposure to environmental tobacco smoke (Z57.31)

tobacco dependence (F17.-)

tobacco use (Z72.0)

EXCLUDES1 *melanoma in situ (D03.-)*

D02.0 **Carcinoma in situ of larynx** CC/MCC Ex6

Carcinoma in situ of aryepiglottic fold or interarytenoid fold, laryngeal aspect

Carcinoma in situ of epiglottis (suprahyoid portion)

EXCLUDES *carcinoma in situ of aryepiglottic fold or interarytenoid fold NOS (D00.08)*

carcinoma in situ of hypopharyngeal aspect (D00.08)

carcinoma in situ of marginal zone (D00.08)

D02.1 **Carcinoma in situ of trachea** CC/MCC Ex6

5th D02.2 **Carcinoma in situ of bronchus and lung**

D02.20 **Carcinoma in situ of unspecified bronchus and lung** CC/MCC Ex6

D02.21 **Carcinoma in situ of right bronchus and lung** CC/MCC Ex6

D02.22 **Carcinoma in situ of left bronchus and lung** CC/MCC Ex6

D02.3 **Carcinoma in situ of other parts of respiratory system** CC/MCC Ex6

Carcinoma in situ of accessory sinuses

Carcinoma in situ of middle ear

Carcinoma in situ of nasal cavities

EXCLUDES *carcinoma in situ of ear (external) (skin) (D04.2-)*

carcinoma in situ of nose NOS (D09.8)

carcinoma in situ of skin of nose (D04.3)

D02.4 **Carcinoma in situ of respiratory system, unspecified** CC/MCC Ex6

4th D03 **Melanoma in situ**

D03.0 **Melanoma in situ of lip** HCC RxHCC

5th D03.1 **Melanoma in situ of eyelid, including canthus**

D03.10 **Melanoma in situ of unspecified eyelid, including canthus** HCC RxHCC

6th D03.11 **Melanoma in situ of right eyelid, including canthus**

D03.111 **Melanoma in situ of right upper eyelid, including canthus** HCC RxHCC

AHA: Q4 2018

D03.112 **Melanoma in situ of right lower eyelid, including canthus** HCC RxHCC

AHA: Q4 2018

6th D03.12 Melanoma in situ of left eyelid, including canthus

D03.121 Melanoma in situ of left upper eyelid, including canthus HCC RxHCC

AHA: Q4 2018

D03.122 Melanoma in situ of left lower eyelid, including canthus HCC RxHCC

AHA: Q4 2018

5th D03.2 Melanoma in situ of ear and external auricular canal

D03.20 Melanoma in situ of unspecified ear and external auricular canal HCC RxHCC

D03.21 Melanoma in situ of right ear and external auricular canal HCC RxHCC

D03.22 Melanoma in situ of left ear and external auricular canal HCC RxHCC

5th D03.3 Melanoma in situ of other and unspecified parts of face

D03.30 Melanoma in situ of unspecified part of face HCC RxHCC

D03.39 Melanoma in situ of other parts of face HCC RxHCC

D03.4 Melanoma in situ of scalp and neck HCC RxHCC

5th D03.5 Melanoma in situ of trunk

D03.51 Melanoma in situ of anal skin HCC RxHCC

Melanoma in situ of anal margin

Melanoma in situ of perianal skin

D03.52 Melanoma in situ of breast (skin) (soft tissue) HCC RxHCC

D03.59 Melanoma in situ of other part of trunk HCC RxHCC

5th D03.6 Melanoma in situ of upper limb, including shoulder

D03.60 Melanoma in situ of unspecified upper limb, including shoulder HCC RxHCC

D03.61 Melanoma in situ of right upper limb, including shoulder HCC RxHCC

D03.62 Melanoma in situ of left upper limb, including shoulder HCC RxHCC

5th D03.7 Melanoma in situ of lower limb, including hip

D03.70 Melanoma in situ of unspecified lower limb, including hip HCC RxHCC

D03.71 Melanoma in situ of right lower limb, including hip HCC RxHCC

D03.72 Melanoma in situ of left lower limb, including hip HCC RxHCC

D03.8 Melanoma in situ of other sites HCC RxHCC

Melanoma in situ of scrotum

excludes1 *carcinoma in situ of scrotum (D07.61)*

D03.9 Melanoma in situ, unspecified HCC RxHCC

4th D04 Carcinoma in situ of skin

EXCLUDES *erythroplasia of Queyrat (penis) NOS (D07.4)*

melanoma in situ (D03.-)

D04.0 Carcinoma in situ of skin of lip CC/MCC Ex0

EXCLUDES *carcinoma in situ of vermilion border of lip (D00.01)*

5th D04.1 Carcinoma in situ of skin of eyelid, including canthus

D04.10 Carcinoma in situ of skin of unspecified eyelid, including canthus CC/MCC Ex0

6th D04.11 Carcinoma in situ of skin of right eyelid, including canthus

D04.111 Carcinoma in situ of skin of right upper eyelid, including canthus CC/MCC Ex0

AHA: Q4 2018

D04.112 Carcinoma in situ of skin of right lower eyelid, including canthus CC/MCC Ex0

AHA: Q4 2018

6th D04.12 Carcinoma in situ of skin of left eyelid, including canthus

D04.121 Carcinoma in situ of skin of left upper eyelid, including canthus CC/MCC Ex0

AHA: Q4 2018

D04.122 Carcinoma in situ of skin of left lower eyelid, including canthus CC/MCC Ex0

AHA: Q4 2018

5th D04.2 Carcinoma in situ of skin of ear and external auricular canal

D04.20 Carcinoma in situ of skin of unspecified ear and external auricular canal CC/MCC Ex0

D04.21 Carcinoma in situ of skin of right ear and external auricular canal CC/MCC Ex0

D04.22 Carcinoma in situ of skin of left ear and external auricular canal CC/MCC Ex0

5th D04.3 Carcinoma in situ of skin of other and unspecified parts of face

D04.30 Carcinoma in situ of skin of unspecified part of face CC/MCC Ex0

D04.39 Carcinoma in situ of skin of other parts of face CC/MCC Ex0

D04.4 Carcinoma in situ of skin of scalp and neck CC/MCC Ex0

D04.5 Carcinoma in situ of skin of trunk CC/MCC Ex0

Carcinoma in situ of anal margin
Carcinoma in situ of anal skin
Carcinoma in situ of perianal skin
Carcinoma in situ of skin of breast

EXCLUDES *carcinoma in situ of anus NOS (D01.3)*

carcinoma in situ of scrotum (D07.61)

carcinoma in situ of skin of genital organs (D07.-)

- D04.6 Carcinoma in situ of skin of upper limb, including shoulder
  - D04.60 Carcinoma in situ of skin of unspecified upper limb, including shoulder CC/MCC Ex0
  - D04.61 Carcinoma in situ of skin of right upper limb, including shoulder CC/MCC Ex0
  - D04.62 Carcinoma in situ of skin of left upper limb, including shoulder CC/MCC Ex0
- D04.7 Carcinoma in situ of skin of lower limb, including hip
  - D04.70 Carcinoma in situ of skin of unspecified lower limb, including hip CC/MCC Ex0
  - D04.71 Carcinoma in situ of skin of right lower limb, including hip CC/MCC Ex0
  - D04.72 Carcinoma in situ of skin of left lower limb, including hip CC/MCC Ex0
- D04.8 Carcinoma in situ of skin of other sites CC/MCC Ex0
- D04.9 Carcinoma in situ of skin, unspecified CC/MCC Ex0

4th D05 Carcinoma in situ of breast

EXCLUDES1 *carcinoma in situ of skin of breast (D04.5)*
melanoma in situ of breast (skin) (D03.5)
Paget's disease of breast or nipple (C50.-)

EXCLUDES2 *malignant neoplasm of breast (C50.-)*

- D05.0 Lobular carcinoma in situ of breast
  - D05.00 Lobular carcinoma in situ of unspecified breast CC/MCC Ex0
  - D05.01 Lobular carcinoma in situ of right breast CC/MCC Ex0
  - D05.02 Lobular carcinoma in situ of left breast CC/MCC Ex0
- D05.1 Intraductal carcinoma in situ of breast
  - D05.10 Intraductal carcinoma in situ of unspecified breast CC/MCC Ex0
  - D05.11 Intraductal carcinoma in situ of right breast CC/MCC Ex0
  - D05.12 Intraductal carcinoma in situ of left breast CC/MCC Ex0
- D05.8 Other specified type of carcinoma in situ of breast
  - D05.80 Other specified type of carcinoma in situ of unspecified breast CC/MCC Ex0
  - D05.81 Other specified type of carcinoma in situ of right breast CC/MCC Ex0
  - D05.82 Other specified type of carcinoma in situ of left breast CC/MCC Ex0

5th D05.9 Unspecified type of carcinoma in situ of breast

D05.90 Unspecified type of carcinoma in situ of unspecified breast CC/MCC Ex0

D05.91 Unspecified type of carcinoma in situ of right breast CC/MCC Ex0

D05.92 Unspecified type of carcinoma in situ of left breast CC/MCC Ex0

4th D06 Carcinoma in situ of cervix uteri

INCLUDES *cervical adenocarcinoma in situ*
cervical intraepithelial glandular neoplasia
cervical intraepithelial neoplasia III [CIN III]
severe dysplasia of cervix uteri

EXCLUDES1 *cervical intraepithelial neoplasia II [CIN II] (N87.1)*
cytologic evidence of malignancy of cervix without histologic confirmation (R87.614)
high grade squamous intraepithelial lesion (HGSIL) of cervix (R87.613)
melanoma in situ of cervix (D03.5)
moderate cervical dysplasia (N87.1)

D06.0 Carcinoma in situ of endocervix CC/MCC Ex0

D06.1 Carcinoma in situ of exocervix CC/MCC Ex0

D06.7 Carcinoma in situ of other parts of cervix CC/MCC Ex0

D06.9 Carcinoma in situ of cervix, unspecified CC/MCC Ex0

4th D07 Carcinoma in situ of other and unspecified genital organs

EXCLUDES1 *melanoma in situ of trunk (D03.5)*

D07.0 Carcinoma in situ of endometrium CC/MCC Ex0

D07.1 Carcinoma in situ of vulva CC/MCC Ex0

Severe dysplasia of vulva
Vulvar intraepithelial neoplasia III [VIN III]

EXCLUDES1 *moderate dysplasia of vulva (N90.1)*
vulvar intraepithelial neoplasia II [VIN II] (N90.1)

D07.2 Carcinoma in situ of vagina CC/MCC Ex6

Severe dysplasia of vagina

Vaginal intraepithelial neoplasia III [VAIN III]

EXCLUDES1 *moderate dysplasia of vagina (N89.1)*

vaginal intraepithelial neoplasia II [VIN II] (N89.1)

5th D07.3 Carcinoma in situ of other and unspecified female genital organs

D07.30 Carcinoma in situ of unspecified female genital organs CC/MCC Ex6

D07.39 Carcinoma in situ of other female genital organs CC/MCC Ex6

D07.4 Carcinoma in situ of penis CC/MCC Ex6

Erythroplasia of Queyrat NOS

D07.5 Carcinoma in situ of prostate CC/MCC Ex6

Prostatic intraepithelial neoplasia III (PIN III)

Severe dysplasia of prostate

EXCLUDES1 *dysplasia (mild) (moderate) of prostate (N42.3-)*

prostatic intraepithelial neoplasia II [PIN II] (N42.3-)

5th D07.6 Carcinoma in situ of other and unspecified male genital organs

D07.60 Carcinoma in situ of unspecified male genital organs CC/MCC Ex6

D07.61 Carcinoma in situ of scrotum CC/MCC Ex6

D07.69 Carcinoma in situ of other male genital organs CC/MCC Ex6

4th D09 Carcinoma in situ of other and unspecified sites

EXCLUDES1 *melanoma in situ (D03.-)*

D09.0 Carcinoma in situ of bladder CC/MCC Ex6

5th D09.1 Carcinoma in situ of other and unspecified urinary organs

D09.10 Carcinoma in situ of unspecified urinary organ CC/MCC Ex6

D09.19 Carcinoma in situ of other urinary organs CC/MCC Ex6

5th D09.2 Carcinoma in situ of eye

EXCLUDES1 *carcinoma in situ of skin of eyelid (D04.1-)*

D09.20 Carcinoma in situ of unspecified eye CC/MCC Ex6

D09.21 Carcinoma in situ of right eye CC/MCC Ex6

D09.22 Carcinoma in situ of left eye CC/MCC Ex6

D09.3 Carcinoma in situ of thyroid and other endocrine glands CC/MCC Ex6

EXCLUDES1 *carcinoma in situ of endocrine pancreas (D01.7)*

carcinoma in situ of ovary (D07.39)

carcinoma in situ of testis (D07.69)

D09.8 Carcinoma in situ of other specified sites CC/MCC Ex6

D09.9 Carcinoma in situ, unspecified CC/MCC Ex6

Benign neoplasms, except benign neuroendocrine tumors (D10-D36)

4th D10 **Benign neoplasm of mouth and pharynx**

D10.0 **Benign neoplasm of lip**

Benign neoplasm of lip (frenulum) (inner aspect) (mucosa) (vermilion border)

EXCLUDES *benign neoplasm of skin of lip (D22.0, D23.0)*

D10.1 **Benign neoplasm of tongue**

Benign neoplasm of lingual tonsil

D10.2 **Benign neoplasm of floor of mouth**

5th D10.3 **Benign neoplasm of other and unspecified parts of mouth**

D10.30 **Benign neoplasm of unspecified part of mouth**

D10.39 **Benign neoplasm of other parts of mouth**

Benign neoplasm of minor salivary gland NOS

EXCLUDES *benign odontogenic neoplasms (D16.4-D16.5)*

benign neoplasm of mucosa of lip (D10.0)

benign neoplasm of nasopharyngeal surface of soft palate (D10.6)

D10.4 **Benign neoplasm of tonsil**

Benign neoplasm of tonsil (faucial) (palatine)

EXCLUDES *benign neoplasm of lingual tonsil (D10.1)*

benign neoplasm of pharyngeal tonsil (D10.6)

benign neoplasm of tonsillar fossa (D10.5)

benign neoplasm of tonsillar pillars (D10.5)

D10.5 **Benign neoplasm of other parts of oropharynx**

Benign neoplasm of epiglottis, anterior aspect

Benign neoplasm of tonsillar fossa

Benign neoplasm of tonsillar pillars

Benign neoplasm of vallecula

EXCLUDES *benign neoplasm of epiglottis NOS (D14.1)*

benign neoplasm of epiglottis, suprahyoid portion (D14.1)

D10.6 **Benign neoplasm of nasopharynx**

Benign neoplasm of pharyngeal tonsil

Benign neoplasm of posterior margin of septum and choanae

D10.7 **Benign neoplasm of hypopharynx**

D10.9 **Benign neoplasm of pharynx, unspecified**

4th D11 **Benign neoplasm of major salivary glands**

EXCLUDES1 *benign neoplasms of specified minor salivary glands which are classified according to their anatomical location*

benign neoplasms of minor salivary glands NOS (D10.39)

D11.0 **Benign neoplasm of parotid gland**

D11.7 **Benign neoplasm of other major salivary glands**

Benign neoplasm of sublingual salivary gland

Benign neoplasm of submandibular salivary gland

D11.9 **Benign neoplasm of major salivary gland, unspecified**

4th D12 **Benign neoplasm of colon, rectum, anus and anal canal**

EXCLUDES1 *benign carcinoid tumors of the large intestine and rectum (D3A.02-)*

polyp of colon NOS (K63.5)

D12.0 **Benign neoplasm of cecum**

AHA: Q3 2018

Benign neoplasm of ileocecal valve

D12.1 **Benign neoplasm of appendix**

EXCLUDES1 *benign carcinoid tumor of the appendix (D3A.020)*

D12.2 **Benign neoplasm of ascending colon**

AHA: Q2 2018, Q1 2017

D12.3 **Benign neoplasm of transverse colon**

AHA: Q1 2017

Benign neoplasm of hepatic flexure

Benign neoplasm of splenic flexure

D12.4 **Benign neoplasm of descending colon**

AHA: Q2 2015

D12.5 **Benign neoplasm of sigmoid colon**

D12.6 **Benign neoplasm of colon, unspecified**

AHA: Q1 2017

Adenomatosis of colon

Benign neoplasm of large intestine NOS

Polyposis (hereditary) of colon

EXCLUDES1 **inflammatory polyp of colon (K51.4-)*

D12.7 **Benign neoplasm of rectosigmoid junction**

D12.8 **Benign neoplasm of rectum**

AHA: Q1 2018

EXCLUDES1 *benign carcinoid tumor of the rectum (D3A.026)*

D12.9 **Benign neoplasm of anus and anal canal**

Benign neoplasm of anus NOS

EXCLUDES1 *benign neoplasm of anal margin (D22.5, D23.5)*

benign neoplasm of anal skin (D22.5, D23.5)

benign neoplasm of perianal skin (D22.5, D23.5)

4th D13 **Benign neoplasm of other and ill-defined parts of digestive system**

EXCLUDES1 *benign stromal tumors of digestive system (D21.4)*

D13.0 **Benign neoplasm of esophagus**

D13.1 **Benign neoplasm of stomach**

EXCLUDES1 *benign carcinoid tumor of the stomach (D3A.092)*

D13.2 **Benign neoplasm of duodenum**

EXCLUDES1 *benign carcinoid tumor of the duodenum (D3A.010)*

5th **D13.3 Benign neoplasm of other and unspecified parts of small intestine**

EXCLUDES *benign carcinoid tumors of the small intestine (D3A.01-)*

benign neoplasm of ileocecal valve (D12.0)

D13.30 Benign neoplasm of unspecified part of small intestine

D13.39 Benign neoplasm of other parts of small intestine

D13.4 Benign neoplasm of liver

Benign neoplasm of intrahepatic bile ducts

D13.5 Benign neoplasm of extrahepatic bile ducts

D13.6 Benign neoplasm of pancreas

EXCLUDES *benign neoplasm of endocrine pancreas (D13.7)*

D13.7 Benign neoplasm of endocrine pancreas

Islet cell tumor

Benign neoplasm of islets of Langerhans

Use additional code to identify any functional activity.

5th **D13.9 Benign neoplasm of ill-defined sites within the digestive system**

D13.91 Familial adenomatous polyposis

Code also associated conditions, such as:

benign neoplasm of colon (D12.6)

malignant neoplasm of colon (C18.-)

D13.99 Benign neoplasm of ill-defined sites within the digestive system

Benign neoplasm of digestive system NOS

Benign neoplasm of intestine NOS

Benign neoplasm of spleen

4th **D14 Benign neoplasm of middle ear and respiratory system**

D14.0 Benign neoplasm of middle ear, nasal cavity and accessory sinuses

Benign neoplasm of cartilage of nose

EXCLUDES *benign neoplasm of auricular canal (external) (D22.2-, D23.2-)*

benign neoplasm of bone of ear (D16.4)

benign neoplasm of bone of nose (D16.4)

benign neoplasm of cartilage of ear (D21.0)
benign neoplasm of ear (external)(skin) (D22.2-, D23.2-)
benign neoplasm of nose NOS (D36.7)
benign neoplasm of skin of nose (D22.39, D23.39)
benign neoplasm of olfactory bulb (D33.3)
benign neoplasm of posterior margin of septum and choanae (D10.6)
polyp of accessory sinus (J33.8)
polyp of ear (middle) (H74.4)
polyp of nasal (cavity) (J33.-)

D14.1 Benign neoplasm of larynx
Adenomatous polyp of larynx
Benign neoplasm of epiglottis (suprahyoid portion)
EXCLUDES1 *benign neoplasm of epiglottis, anterior aspect (D10.5)*
polyp (nonadenomatous) of vocal cord or larynx (J38.1)

D14.2 Benign neoplasm of trachea

5th **D14.3 Benign neoplasm of bronchus and lung**
EXCLUDES1 *benign carcinoid tumor of the bronchus and lung (D3A.090)*

D14.30 Benign neoplasm of unspecified bronchus and lung
D14.31 Benign neoplasm of right bronchus and lung
D14.32 Benign neoplasm of left bronchus and lung

D14.4 Benign neoplasm of respiratory system, unspecified

4th **D15 Benign neoplasm of other and unspecified intrathoracic organs**
EXCLUDES1 *benign neoplasm of mesothelial tissue (D19.-)*

D15.0 Benign neoplasm of thymus
EXCLUDES1 *benign carcinoid tumor of the thymus (D3A.091)*

D15.1 Benign neoplasm of heart
EXCLUDES1 *benign neoplasm of great vessels (D21.3)*

D15.2 Benign neoplasm of mediastinum

AHA: Q3 2024

D15.7 Benign neoplasm of other specified intrathoracic organs

D15.9 Benign neoplasm of intrathoracic organ, unspecified

4th D16 Benign neoplasm of bone and articular cartilage

Excludes *benign neoplasm of connective tissue of ear (D21.0)*

benign neoplasm of connective tissue of eyelid (D21.0)

benign neoplasm of connective tissue of larynx (D14.1)

benign neoplasm of connective tissue of nose (D14.0)

benign neoplasm of synovia (D21.-)

5th D16.0 Benign neoplasm of scapula and long bones of upper limb

D16.00 Benign neoplasm of scapula and long bones of unspecified upper limb

D16.01 Benign neoplasm of scapula and long bones of right upper limb

D16.02 Benign neoplasm of scapula and long bones of left upper limb

5th D16.1 Benign neoplasm of short bones of upper limb

D16.10 Benign neoplasm of short bones of unspecified upper limb

D16.11 Benign neoplasm of short bones of right upper limb

D16.12 Benign neoplasm of short bones of left upper limb

5th D16.2 Benign neoplasm of long bones of lower limb

D16.20 Benign neoplasm of long bones of unspecified lower limb

D16.21 Benign neoplasm of long bones of right lower limb

D16.22 Benign neoplasm of long bones of left lower limb

5th D16.3 Benign neoplasm of short bones of lower limb

D16.30 Benign neoplasm of short bones of unspecified lower limb

D16.31 Benign neoplasm of short bones of right lower limb

D16.32 Benign neoplasm of short bones of left lower limb

D16.4 Benign neoplasm of bones of skull and face

Benign neoplasm of maxilla (superior)

Benign neoplasm of orbital bone

Keratocyst of maxilla

Keratocystic odontogenic tumor of maxilla

Excludes *benign neoplasm of lower jaw bone (D16.5)*

D16.5 Benign neoplasm of lower jaw bone

Keratocyst of mandible

Keratocystic odontogenic tumor of mandible

D16.6 Benign neoplasm of vertebral column

EXCLUDES1 *benign neoplasm of sacrum and coccyx (D16.8)*

D16.7 Benign neoplasm of ribs, sternum and clavicle

D16.8 Benign neoplasm of pelvic bones, sacrum and coccyx

D16.9 Benign neoplasm of bone and articular cartilage, unspecified

4th D17 Benign lipomatous neoplasm

D17.0 Benign lipomatous neoplasm of skin and subcutaneous tissue of head, face and neck

D17.1 Benign lipomatous neoplasm of skin and subcutaneous tissue of trunk

5th D17.2 Benign lipomatous neoplasm of skin and subcutaneous tissue of limb

D17.20 Benign lipomatous neoplasm of skin and subcutaneous tissue of unspecified limb

D17.21 Benign lipomatous neoplasm of skin and subcutaneous tissue of right arm

D17.22 Benign lipomatous neoplasm of skin and subcutaneous tissue of left arm

D17.23 Benign lipomatous neoplasm of skin and subcutaneous tissue of right leg

D17.24 Benign lipomatous neoplasm of skin and subcutaneous tissue of left leg

5th D17.3 Benign lipomatous neoplasm of skin and subcutaneous tissue of other and unspecified sites

D17.30 Benign lipomatous neoplasm of skin and subcutaneous tissue of unspecified sites

D17.39 Benign lipomatous neoplasm of skin and subcutaneous tissue of other sites

D17.4 Benign lipomatous neoplasm of intrathoracic organs

D17.5 Benign lipomatous neoplasm of intra-abdominal organs

EXCLUDES1 *benign lipomatous neoplasm of peritoneum and retroperitoneum (D17.79)*

D17.6 Benign lipomatous neoplasm of spermatic cord

5th D17.7 Benign lipomatous neoplasm of other sites

D17.71 Benign lipomatous neoplasm of kidney

D17.72 Benign lipomatous neoplasm of other genitourinary organ

D17.79 Benign lipomatous neoplasm of other sites

Benign lipomatous neoplasm of peritoneum

Benign lipomatous neoplasm of retroperitoneum

D17.9 Benign lipomatous neoplasm, unspecified

Lipoma NOS

4th D18 Hemangioma and lymphangioma, any site

Excludes1 *benign neoplasm of glomus jugulare (D35.6)*

blue or pigmented nevus (D22.-)

nevus NOS (D22.-)

vascular nevus (Q82.5)

5th D18.0 Hemangioma

Angioma NOS

Cavernous nevus

D18.00 Hemangioma unspecified site

D18.01 Hemangioma of skin and subcutaneous tissue

D18.02 Hemangioma of intracranial structures HCC RxHCC

D18.03 Hemangioma of intra-abdominal structures

D18.09 Hemangioma of other sites

D18.1 Lymphangioma, any site

AHA: Q2 2018, Q3 2018

4th D19 Benign neoplasm of mesothelial tissue

D19.0 Benign neoplasm of mesothelial tissue of pleura

D19.1 Benign neoplasm of mesothelial tissue of peritoneum

D19.7 Benign neoplasm of mesothelial tissue of other sites

D19.9 Benign neoplasm of mesothelial tissue, unspecified

Benign mesothelioma NOS

4th **D20 Benign neoplasm of soft tissue of retroperitoneum and peritoneum**

EXCLUDES *benign lipomatous neoplasm of peritoneum and retroperitoneum (D17.79)*
benign neoplasm of mesothelial tissue (D19.-)

D20.0 Benign neoplasm of soft tissue of retroperitoneum

D20.1 Benign neoplasm of soft tissue of peritoneum

4th **D21 Other benign neoplasms of connective and other soft tissue**

INCLUDES *benign neoplasm of blood vessel*
benign neoplasm of bursa
benign neoplasm of cartilage
benign neoplasm of fascia
benign neoplasm of fat
benign neoplasm of ligament, except uterine
benign neoplasm of lymphatic channel
benign neoplasm of muscle
benign neoplasm of synovia
benign neoplasm of tendon (sheath)
benign stromal tumors

EXCLUDES *benign neoplasm of articular cartilage (D16.-)*
benign neoplasm of cartilage of larynx (D14.1)
benign neoplasm of cartilage of nose (D14.0)
benign neoplasm of connective tissue of breast (D24.-)
benign neoplasm of peripheral nerves and autonomic nervous system (D36.1-)
benign neoplasm of peritoneum (D20.1)
benign neoplasm of retroperitoneum (D20.0)
benign neoplasm of uterine ligament, any (D28.2)
benign neoplasm of vascular tissue (D18.-)
hemangioma (D18.0-)
lipomatous neoplasm (D17.-)
lymphangioma (D18.1)
uterine leiomyoma (D25.-)

D21.0 Benign neoplasm of connective and other soft tissue of head, face and neck

Benign neoplasm of connective tissue of ear

Benign neoplasm of connective tissue of eyelid

EXCLUDES *benign neoplasm of connective tissue of orbit (D31.6-)*

D21.1 Benign neoplasm of connective and other soft tissue of upper limb, including shoulder

D21.10 Benign neoplasm of connective and other soft tissue of unspecified upper limb, including shoulder

D21.11 Benign neoplasm of connective and other soft tissue of right upper limb, including shoulder

D21.12 Benign neoplasm of connective and other soft tissue of left upper limb, including shoulder

D21.2 Benign neoplasm of connective and other soft tissue of lower limb, including hip

D21.20 Benign neoplasm of connective and other soft tissue of unspecified lower limb, including hip

D21.21 Benign neoplasm of connective and other soft tissue of right lower limb, including hip

D21.22 Benign neoplasm of connective and other soft tissue of left lower limb, including hip

D21.3 Benign neoplasm of connective and other soft tissue of thorax

Benign neoplasm of axilla

Benign neoplasm of diaphragm

Benign neoplasm of great vessels

EXCLUDES *benign neoplasm of heart (D15.1)*

benign neoplasm of mediastinum (D15.2)

benign neoplasm of thymus (D15.0)

D21.4 Benign neoplasm of connective and other soft tissue of abdomen

Benign stromal tumors of abdomen

D21.5 Benign neoplasm of connective and other soft tissue of pelvis

EXCLUDES *benign neoplasm of any uterine ligament (D28.2)*

uterine leiomyoma (D25.-)

D21.6 Benign neoplasm of connective and other soft tissue of trunk, unspecified

Benign neoplasm of connective and other soft tissue of back NOS

D21.9 Benign neoplasm of connective and other soft tissue, unspecified

4th D22 **Melanocytic nevi**

INCLUDES *atypical nevus*
blue hairy pigmented nevus
nevus NOS

D22.0 **Melanocytic nevi of lip**

5th D22.1 **Melanocytic nevi of eyelid, including canthus**

D22.10 **Melanocytic nevi of unspecified eyelid, including canthus**

6th D22.11 **Melanocytic nevi of right eyelid, including canthus**

D22.111 **Melanocytic nevi of right upper eyelid, including canthus**

AHA: Q4 2018

D22.112 **Melanocytic nevi of right lower eyelid, including canthus**

AHA: Q4 2018

6th D22.12 **Melanocytic nevi of left eyelid, including canthus**

D22.121 **Melanocytic nevi of left upper eyelid, including canthus**

AHA: Q4 2018

D22.122 **Melanocytic nevi of left lower eyelid, including canthus**

AHA: Q4 2018

5th D22.2 **Melanocytic nevi of ear and external auricular canal**

D22.20 **Melanocytic nevi of unspecified ear and external auricular canal**

D22.21 **Melanocytic nevi of right ear and external auricular canal**

D22.22 **Melanocytic nevi of left ear and external auricular canal**

5th D22.3 **Melanocytic nevi of other and unspecified parts of face**

D22.30 **Melanocytic nevi of unspecified part of face**

D22.39 **Melanocytic nevi of other parts of face**

D22.4 **Melanocytic nevi of scalp and neck**

D22.5 **Melanocytic nevi of trunk**

Melanocytic nevi of anal margin
Melanocytic nevi of anal skin
Melanocytic nevi of perianal skin
Melanocytic nevi of skin of breast

5th D22.6 Melanocytic nevi of upper limb, including shoulder

D22.60 Melanocytic nevi of unspecified upper limb, including shoulder

D22.61 Melanocytic nevi of right upper limb, including shoulder

D22.62 Melanocytic nevi of left upper limb, including shoulder

5th D22.7 Melanocytic nevi of lower limb, including hip

D22.70 Melanocytic nevi of unspecified lower limb, including hip

D22.71 Melanocytic nevi of right lower limb, including hip

D22.72 Melanocytic nevi of left lower limb, including hip

D22.9 Melanocytic nevi, unspecified

4th D23 Other benign neoplasms of skin

INCLUDES *benign neoplasm of hair follicles*
benign neoplasm of sebaceous glands
benign neoplasm of sweat glands

EXCLUDES1 *benign lipomatous neoplasms of skin (D17.0-D17.3)*

EXCLUDES2 *melanocytic nevi (D22.-)*

D23.0 Other benign neoplasm of skin of lip

EXCLUDES1 *benign neoplasm of vermilion border of lip (D10.0)*

5th D23.1 Other benign neoplasm of skin of eyelid, including canthus

D23.10 Other benign neoplasm of skin of unspecified eyelid, including canthus

6th D23.11 Other benign neoplasm of skin of right eyelid, including canthus

D23.111 Other benign neoplasm of skin of right upper eyelid, including canthus

AHA: Q4 2018

D23.112 Other benign neoplasm of skin of right lower eyelid, including canthus

AHA: Q4 2018

6th D23.12 Other benign neoplasm of skin of left eyelid, including canthus

D23.121 Other benign neoplasm of skin of left upper eyelid, including canthus

AHA: Q4 2018

D23.122 Other benign neoplasm of skin of left lower eyelid, including canthus

AHA: Q4 2018

5th D23.2 Other benign neoplasm of skin of ear and external auricular canal

D23.20 Other benign neoplasm of skin of unspecified ear and external auricular canal

D23.21 Other benign neoplasm of skin of right ear and external auricular canal

D23.22 Other benign neoplasm of skin of left ear and external auricular canal

5th D23.3 Other benign neoplasm of skin of other and unspecified parts of face

D23.30 Other benign neoplasm of skin of unspecified part of face

D23.39 Other benign neoplasm of skin of other parts of face

D23.4 Other benign neoplasm of skin of scalp and neck

D23.5 Other benign neoplasm of skin of trunk

Other benign neoplasm of anal margin

Other benign neoplasm of anal skin

Other benign neoplasm of perianal skin

Other benign neoplasm of skin of breast

EXCLUDES1 *benign neoplasm of anus NOS (D12.9)*

5th D23.6 Other benign neoplasm of skin of upper limb, including shoulder

D23.60 Other benign neoplasm of skin of unspecified upper limb, including shoulder

D23.61 Other benign neoplasm of skin of right upper limb, including shoulder

D23.62 Other benign neoplasm of skin of left upper limb, including shoulder

5th D23.7 Other benign neoplasm of skin of lower limb, including hip

D23.70 Other benign neoplasm of skin of unspecified lower limb, including hip

D23.71 Other benign neoplasm of skin of right lower limb, including hip

D23.72 Other benign neoplasm of skin of left lower limb, including hip

D23.9 Other benign neoplasm of skin, unspecified

4th D24 Benign neoplasm of breast

INCLUDES *benign neoplasm of connective tissue of breast*

benign neoplasm of soft parts of breast

fibroadenoma of breast

EXCLUDES1 *adenofibrosis of breast (N60.2)*

benign cyst of breast (N60.-)

benign mammary dysplasia (N60.-)

benign neoplasm of skin of breast (D22.5, D23.5)

fibrocystic disease of breast (N60.-)

D24.1 Benign neoplasm of right breast

D24.2 Benign neoplasm of left breast

D24.9 Benign neoplasm of unspecified breast

4th D25 Leiomyoma of uterus (Figure 2.4)

INCLUDES *uterine fibroid*
uterine fibromyoma
uterine myoma

D25.0 Submucous leiomyoma of uterus

D25.1 Intramural leiomyoma of uterus
Interstitial leiomyoma of uterus

D25.2 Subserosal leiomyoma of uterus
Subperitoneal leiomyoma of uterus

D25.9 Leiomyoma of uterus, unspecified

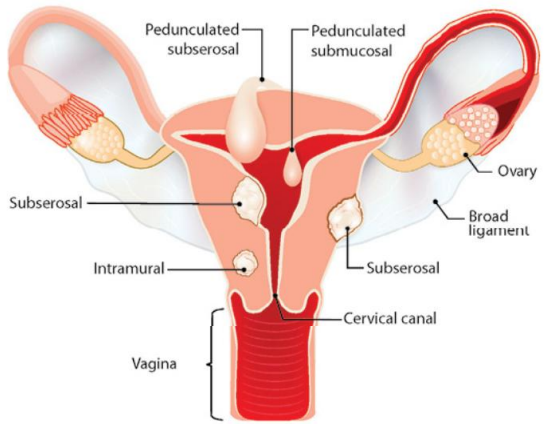

Figure 2.4 Uterine Fibroids

4th D26 Other benign neoplasms of uterus

D26.0 Other benign neoplasm of cervix uteri

D26.1 Other benign neoplasm of corpus uteri

D26.7 Other benign neoplasm of other parts of uterus

D26.9 Other benign neoplasm of uterus, unspecified

4th D27 Benign neoplasm of ovary

Use additional code to identify any functional activity.

EXCLUDES *corpus albicans cyst (N83.2-)*
corpus luteum cyst (N83.1-)
endometrial cyst (N80.1-)
follicular (atretic) cyst (N83.0-)
graafian follicle cyst (N83.0-)
ovarian cyst NEC (N83.2-)
ovarian retention cyst (N83.2-)

D27.0 Benign neoplasm of right ovary

D27.1 Benign neoplasm of left ovary

D27.9 Benign neoplasm of unspecified ovary

4th D28 Benign neoplasm of other and unspecified female genital organs

INCLUDES *adenomatous polyp*
benign neoplasm of skin of female genital organs
benign teratoma

EXCLUDES1 *epoophoron cyst (Q50.5)*
fimbrial cyst (Q50.4)
Gartner's duct cyst (Q52.4)
parovarian cyst (Q50.5)

D28.0 Benign neoplasm of vulva

D28.1 Benign neoplasm of vagina

D28.2 Benign neoplasm of uterine tubes and ligaments

Benign neoplasm of fallopian tube
Benign neoplasm of uterine ligament (broad) (round)

D28.7 Benign neoplasm of other specified female genital organs

D28.9 Benign neoplasm of female genital organ, unspecified

4th D29 Benign neoplasm of male genital organs

INCLUDES *benign neoplasm of skin of male genital organs*

D29.0 Benign neoplasm of penis

D29.1 Benign neoplasm of prostate

EXCLUDES1 *enlarged prostate (N40.-)*

5th D29.2 Benign neoplasm of testis

Use additional code to identify any functional activity.

D29.20 Benign neoplasm of unspecified testis

D29.21 Benign neoplasm of right testis

D29.22 Benign neoplasm of left testis

5th D29.3 Benign neoplasm of epididymis

D29.30 Benign neoplasm of unspecified epididymis

D29.31 Benign neoplasm of right epididymis

D29.32 Benign neoplasm of left epididymis

D29.4 Benign neoplasm of scrotum

Benign neoplasm of skin of scrotum

D29.8 Benign neoplasm of other specified male genital organs

Benign neoplasm of seminal vesicle

Benign neoplasm of spermatic cord

Benign neoplasm of tunica vaginalis

D29.9 Benign neoplasm of male genital organ, unspecified

4th D30 Benign neoplasm of urinary organs

5th D30.0 Benign neoplasm of kidney

EXCLUDES1 *benign carcinoid tumor of the kidney (D3A.093)*

benign neoplasm of renal calyces (D30.1-)

benign neoplasm of renal pelvis (D30.1-)

D30.00 Benign neoplasm of unspecified kidney

D30.01 Benign neoplasm of right kidney

D30.02 Benign neoplasm of left kidney

5th D30.1 Benign neoplasm of renal pelvis

D30.10 Benign neoplasm of unspecified renal pelvis

D30.11 Benign neoplasm of right renal pelvis

D30.12 Benign neoplasm of left renal pelvis

5th D30.2 Benign neoplasm of ureter

EXCLUDES *benign neoplasm of ureteric orifice of bladder (D30.3)*

D30.20 Benign neoplasm of unspecified ureter

D30.21 Benign neoplasm of right ureter

D30.22 Benign neoplasm of left ureter

D30.3 Benign neoplasm of bladder

Benign neoplasm of ureteric orifice of bladder

Benign neoplasm of urethral orifice of bladder

D30.4 Benign neoplasm of urethra

EXCLUDES *benign neoplasm of urethral orifice of bladder (D30.3)*

D30.8 Benign neoplasm of other specified urinary organs

Benign neoplasm of paraurethral glands

D30.9 Benign neoplasm of urinary organ, unspecified

Benign neoplasm of urinary system NOS

4th D31 Benign neoplasm of eye and adnexa

EXCLUDES *benign neoplasm of connective tissue of eyelid (D21.0)*

benign neoplasm of optic nerve (D33.3)

benign neoplasm of skin of eyelid (D22.1-, D23.1-)

5th D31.0 Benign neoplasm of conjunctiva

D31.00 Benign neoplasm of unspecified conjunctiva

D31.01 Benign neoplasm of right conjunctiva

D31.02 Benign neoplasm of left conjunctiva

- D31.1 Benign neoplasm of cornea
  - D31.10 Benign neoplasm of unspecified cornea
  - D31.11 Benign neoplasm of right cornea
  - D31.12 Benign neoplasm of left cornea
- D31.2 Benign neoplasm of retina
  - EXCLUDES1 *dark area on retina (D49.81)*
    hemangioma of retina (D49.81)
    neoplasm of unspecified behavior of retina and choroid (D49.81)
    retinal freckle (D49.81)
  - D31.20 Benign neoplasm of unspecified retina
  - D31.21 Benign neoplasm of right retina
  - D31.22 Benign neoplasm of left retina
- D31.3 Benign neoplasm of choroid
  - D31.30 Benign neoplasm of unspecified choroid
  - D31.31 Benign neoplasm of right choroid
  - D31.32 Benign neoplasm of left choroid
- D31.4 Benign neoplasm of ciliary body
  - D31.40 Benign neoplasm of unspecified ciliary body
  - D31.41 Benign neoplasm of right ciliary body
  - D31.42 Benign neoplasm of left ciliary body
- D31.5 Benign neoplasm of lacrimal gland and duct
  - Benign neoplasm of lacrimal sac
  - Benign neoplasm of nasolacrimal duct
  - D31.50 Benign neoplasm of unspecified lacrimal gland and duct
  - D31.51 Benign neoplasm of right lacrimal gland and duct
  - D31.52 Benign neoplasm of left lacrimal gland and duct
- D31.6 Benign neoplasm of unspecified site of orbit
  - Benign neoplasm of connective tissue of orbit
  - Benign neoplasm of extraocular muscle
  - Benign neoplasm of peripheral nerves of orbit
  - Benign neoplasm of retrobulbar tissue
  - Benign neoplasm of retro-ocular tissue
  - EXCLUDES1 *benign neoplasm of orbital bone (D16.4)*

D31.60 **Benign neoplasm of unspecified site of unspecified orbit**

D31.61 **Benign neoplasm of unspecified site of right orbit**

D31.62 **Benign neoplasm of unspecified site of left orbit**

5th D31.9 **Benign neoplasm of unspecified part of eye**

Benign neoplasm of eyeball

D31.90 **Benign neoplasm of unspecified part of unspecified eye**

D31.91 **Benign neoplasm of unspecified part of right eye**

D31.92 **Benign neoplasm of unspecified part of left eye**

4th D32 **Benign neoplasm of meninges**

D32.0 **Benign neoplasm of cerebral meninges** HCC RxHCC

D32.1 **Benign neoplasm of spinal meninges** HCC RxHCC

D32.9 **Benign neoplasm of meninges, unspecified** HCC RxHCC

Meningioma NOS

4th D33 **Benign neoplasm of brain and other parts of central nervous system**

EXCLUDES1 *angioma (D18.0-)*

benign neoplasm of meninges (D32.-)

benign neoplasm of peripheral nerves and autonomic nervous system (D36.1-)

hemangioma (D18.0-)

neurofibromatosis (Q85.0-)

retro-ocular benign neoplasm (D31.6-)

D33.0 **Benign neoplasm of brain, supratentorial** HCC RxHCC

Benign neoplasm of cerebral ventricle

Benign neoplasm of cerebrum

Benign neoplasm of frontal lobe

Benign neoplasm of occipital lobe

Benign neoplasm of parietal lobe

Benign neoplasm of temporal lobe

EXCLUDES1 *benign neoplasm of fourth ventricle (D33.1)*

D33.1 **Benign neoplasm of brain, infratentorial** HCC RxHCC

Benign neoplasm of brain stem
Benign neoplasm of cerebellum
Benign neoplasm of fourth ventricle

D33.2 **Benign neoplasm of brain, unspecified** HCC RxHCC

D33.3 **Benign neoplasm of cranial nerves** HCC RxHCC

Benign neoplasm of olfactory bulb

D33.4 **Benign neoplasm of spinal cord** HCC RxHCC

D33.7 **Benign neoplasm of other specified parts of central nervous system** HCC RxHCC

D33.9 **Benign neoplasm of central nervous system, unspecified** HCC RxHCC

Benign neoplasm of nervous system (central) NOS

D34 **Benign neoplasm of thyroid gland**

Use additional code to identify any functional activity

4th D35 **Benign neoplasm of other and unspecified endocrine glands**

Use additional code to identify any functional activity

EXCLUDES1 *benign neoplasm of endocrine pancreas (D13.7)*
benign neoplasm of ovary (D27.-)
benign neoplasm of testis (D29.2-)
benign neoplasm of thymus (D15.0)

5th D35.0 **Benign neoplasm of adrenal gland**

D35.00 **Benign neoplasm of unspecified adrenal gland**
D35.01 **Benign neoplasm of right adrenal gland**
D35.02 **Benign neoplasm of left adrenal gland**

D35.1 **Benign neoplasm of parathyroid gland**

D35.2 **Benign neoplasm of pituitary gland** HCC RxHCC

D35.3 **Benign neoplasm of craniopharyngeal duct** HCC RxHCC

D35.4 **Benign neoplasm of pineal gland** HCC RxHCC

D35.5 **Benign neoplasm of carotid body**

D35.6 **Benign neoplasm of aortic body and other paraganglia**

Benign tumor of glomus jugulare

D35.7 **Benign neoplasm of other specified endocrine glands**

D35.9 **Benign neoplasm of endocrine gland, unspecified**

Benign neoplasm of unspecified endocrine gland

4th D36 Benign neoplasm of other and unspecified sites

D36.0 Benign neoplasm of lymph nodes

EXCLUDES *lymphangioma (D18.1)*

5th D36.1 Benign neoplasm of peripheral nerves and autonomic nervous system

EXCLUDES *benign neoplasm of peripheral nerves of orbit (D31.6-)*

neurofibromatosis (Q85.0-)

D36.10 Benign neoplasm of peripheral nerves and autonomic nervous system, unspecified

D36.11 Benign neoplasm of peripheral nerves and autonomic nervous system of face, head, and neck

D36.12 Benign neoplasm of peripheral nerves and autonomic nervous system, upper limb, including shoulder

D36.13 Benign neoplasm of peripheral nerves and autonomic nervous system of lower limb, including hip

D36.14 Benign neoplasm of peripheral nerves and autonomic nervous system of thorax

D36.15 Benign neoplasm of peripheral nerves and autonomic nervous system of abdomen

D36.16 Benign neoplasm of peripheral nerves and autonomic nervous system of pelvis

D36.17 Benign neoplasm of peripheral nerves and autonomic nervous system of trunk, unspecified

D36.7 Benign neoplasm of other specified sites

Benign neoplasm of back NOS

Benign neoplasm of nose NOS

D36.9 Benign neoplasm, unspecified site

Benign neuroendocrine tumors (D3A)

4th D3A **Benign neuroendocrine tumors**

Code also any associated multiple endocrine neoplasia [MEN] syndromes (E31.2-)

Use additional code to identify any associated endocrine syndrome, such as:

carcinoid syndrome (E34.00)

Excludes2 *benign pancreatic islet cell tumors (D13.7)*

5th D3A.0 **Benign carcinoid tumors**

D3A.00 **Benign carcinoid tumor of unspecified site** HCC RxHCC

Carcinoid tumor NOS

6th D3A.01 **Benign carcinoid tumors of the small intestine**

D3A.010 **Benign carcinoid tumor of the duodenum** HCC RxHCC

D3A.011 **Benign carcinoid tumor of the jejunum** HCC RxHCC

D3A.012 **Benign carcinoid tumor of the ileum** HCC RxHCC

D3A.019 **Benign carcinoid tumor of the small intestine, unspecified portion** HCC RxHCC

6th D3A.02 **Benign carcinoid tumors of the appendix, large intestine, and rectum**

D3A.020 **Benign carcinoid tumor of the appendix** HCC RxHCC

D3A.021 **Benign carcinoid tumor of the cecum** HCC RxHCC

D3A.022 **Benign carcinoid tumor of the ascending colon** HCC RxHCC

D3A.023 **Benign carcinoid tumor of the transverse colon** HCC RxHCC

D3A.024 **Benign carcinoid tumor of the descending colon** HCC RxHCC

D3A.025 **Benign carcinoid tumor of the sigmoid colon** HCC RxHCC

D3A.026 **Benign carcinoid tumor of the rectum** HCC RxHCC

D3A.029 **Benign carcinoid tumor of the large intestine, unspecified portion** HCC RxHCC

Benign carcinoid tumor of the colon NOS

6th D3A.09 **Benign carcinoid tumors of other sites**

D3A.090 **Benign carcinoid tumor of the bronchus and lung** HCC RxHCC

D3A.091 **Benign carcinoid tumor of the thymus** HCC RxHCC

D3A.092 **Benign carcinoid tumor of the stomach** HCC RxHCC

D3A.093 **Benign carcinoid tumor of the kidney** HCC RxHCC

D3A.094 **Benign carcinoid tumor of the foregut, unspecified** HCC RxHCC

D3A.095 **Benign carcinoid tumor of the midgut, unspecified** HCC RxHCC

D3A.096 **Benign carcinoid tumor of the hindgut, unspecified** HCC RxHCC

D3A.098 **Benign carcinoid tumors of other sites** HCC RxHCC

D3A.8 **Other benign neuroendocrine tumors** HCC RxHCC

Neuroendocrine tumor NOS

Neoplasms of uncertain behavior, polycythemia vera and myelodysplastic syndromes (D37-D48)

NOTES Categories D37-D44, and D48 classify by site neoplasms of uncertain behavior, i.e., histologic confirmation whether the neoplasm is malignant or benign cannot be made.

EXCLUDES1 *neoplasms of unspecified behavior (D49.-)*

4th **D37 Neoplasm of uncertain behavior of oral cavity and digestive organs**

EXCLUDES1 *stromal tumors of uncertain behavior of digestive system (D48.1-)*

5th **D37.0 Neoplasm of uncertain behavior of lip, oral cavity and pharynx**

EXCLUDES1 *neoplasm of uncertain behavior of aryepiglottic fold or interarytenoid fold, laryngeal aspect (D38.0)*

neoplasm of uncertain behavior of epiglottis NOS (D38.0)

neoplasm of uncertain behavior of skin of lip (D48.5)

neoplasm of uncertain behavior of suprahyoid portion of epiglottis (D38.0)

D37.01 Neoplasm of uncertain behavior of lip CC/MCC Exc

Neoplasm of uncertain behavior of vermilion border of lip

D37.02 Neoplasm of uncertain behavior of tongue CC/MCC Exc

6th **D37.03 Neoplasm of uncertain behavior of the major salivary glands**

D37.030 Neoplasm of uncertain behavior of the parotid salivary glands CC/MCC Exc

D37.031 Neoplasm of uncertain behavior of the sublingual salivary glands CC/MCC Exc

D37.032 Neoplasm of uncertain behavior of the submandibular salivary glands CC/MCC Exc

D37.039 Neoplasm of uncertain behavior of the major salivary glands, unspecified CC/MCC Exc

D37.04 Neoplasm of uncertain behavior of the minor salivary glands CC/MCC Exc

Neoplasm of uncertain behavior of submucosal salivary glands of lip

Neoplasm of uncertain behavior of submucosal salivary glands of cheek

Neoplasm of uncertain behavior of submucosal salivary glands of hard palate

Neoplasm of uncertain behavior of submucosal salivary glands of soft palate

D37.05 Neoplasm of uncertain behavior of pharynx CC/MCC Exc

Neoplasm of uncertain behavior of aryepiglottic fold of pharynx NOS

Neoplasm of uncertain behavior of hypopharyngeal aspect of aryepiglottic fold of pharynx

Neoplasm of uncertain behavior of marginal zone of aryepiglottic fold of pharynx

D37.09 Neoplasm of uncertain behavior of other specified sites of the oral cavity CC/MCC Exc

D37.1 **Neoplasm of uncertain behavior of stomach** CC/MCC Ex0

D37.2 **Neoplasm of uncertain behavior of small intestine** CC/MCC Ex0

D37.3 **Neoplasm of uncertain behavior of appendix** CC/MCC Ex0

D37.4 **Neoplasm of uncertain behavior of colon** CC/MCC Ex0

D37.5 **Neoplasm of uncertain behavior of rectum** CC/MCC Ex0

Neoplasm of uncertain behavior of rectosigmoid junction

D37.6 **Neoplasm of uncertain behavior of liver, gallbladder and bile ducts** CC/MCC Ex0

Neoplasm of uncertain behavior of ampulla of Vater

D37.8 **Neoplasm of uncertain behavior of other specified digestive organs** CC/MCC Ex0

Neoplasm of uncertain behavior of anal canal

Neoplasm of uncertain behavior of anal sphincter

Neoplasm of uncertain behavior of anus NOS

Neoplasm of uncertain behavior of esophagus

Neoplasm of uncertain behavior of intestine NOS

Neoplasm of uncertain behavior of pancreas

EXCLUDES1 *neoplasm of uncertain behavior of anal margin (D48.5)*

neoplasm of uncertain behavior of anal skin (D48.5)

neoplasm of uncertain behavior of perianal skin (D48.5)

D37.9 **Neoplasm of uncertain behavior of digestive organ, unspecified** CC/MCC Ex0

4th D38 **Neoplasm of uncertain behavior of middle ear and respiratory and intrathoracic organs**

EXCLUDES1 *neoplasm of uncertain behavior of heart (D48.7)*

D38.0 **Neoplasm of uncertain behavior of larynx** CC/MCC Ex0

Neoplasm of uncertain behavior of aryepiglottic fold or interarytenoid fold, laryngeal aspect

Neoplasm of uncertain behavior of epiglottis (suprahyoid portion)

EXCLUDES1 *neoplasm of uncertain behavior of aryepiglottic fold or interarytenoid fold NOS (D37.05)*

neoplasm of uncertain behavior of hypopharyngeal aspect of aryepiglottic fold (D37.05)

neoplasm of uncertain behavior of marginal zone of aryepiglottic fold (D37.05)

D38.1 **Neoplasm of uncertain behavior of trachea, bronchus and lung** CC/MCC Ex0

D38.2 **Neoplasm of uncertain behavior of pleura** CC/MCC Ex0

D38.3 **Neoplasm of uncertain behavior of mediastinum** CC/MCC Ex0

D38.4 **Neoplasm of uncertain behavior of thymus** CC/MCC Ex0

D38.5 **Neoplasm of uncertain behavior of other respiratory organs** CC/MCC Ex0

Neoplasm of uncertain behavior of accessory sinuses
Neoplasm of uncertain behavior of cartilage of nose
Neoplasm of uncertain behavior of middle ear
Neoplasm of uncertain behavior of nasal cavities

EXCLUDES1 *neoplasm of uncertain behavior of ear (external) (skin) (D48.5)*
neoplasm of uncertain behavior of nose NOS (D48.7)
neoplasm of uncertain behavior of skin of nose (D48.5)

D38.6 **Neoplasm of uncertain behavior of respiratory organ, unspecified** CC/MCC Ex0

4th D39 **Neoplasm of uncertain behavior of female genital organs**

D39.0 **Neoplasm of uncertain behavior of uterus** CC/MCC Ex0

5th D39.1 **Neoplasm of uncertain behavior of ovary**

Use additional code to identify any functional activity.

D39.10 **Neoplasm of uncertain behavior of unspecified ovary** CC/MCC Ex0

D39.11 **Neoplasm of uncertain behavior of right ovary** CC/MCC Ex0

D39.12 **Neoplasm of uncertain behavior of left ovary** CC/MCC Ex0

D39.2 **Neoplasm of uncertain behavior of placenta** M CC/MCC Ex0

AHA: Q3 2023

Chorioadenoma destruens
Invasive hydatidiform mole
Malignant hydatidiform mole

EXCLUDES1 *hydatidiform mole NOS (O01.9)*

D39.8 **Neoplasm of uncertain behavior of other specified female genital organs** CC/MCC Ex0

Neoplasm of uncertain behavior of skin of female genital organs

D39.9 **Neoplasm of uncertain behavior of female genital organ, unspecified** CC/MCC Ex0

- D40 Neoplasm of uncertain behavior of male genital organs
  - D40.0 Neoplasm of uncertain behavior of prostate CC/MCC Ex0
  - D40.1 Neoplasm of uncertain behavior of testis
    - D40.10 Neoplasm of uncertain behavior of unspecified testis CC/MCC Ex0
    - D40.11 Neoplasm of uncertain behavior of right testis CC/MCC Ex0
    - D40.12 Neoplasm of uncertain behavior of left testis CC/MCC Ex0
  - D40.8 Neoplasm of uncertain behavior of other specified male genital organs CC/MCC Ex0
    Neoplasm of uncertain behavior of skin of male genital organs
  - D40.9 Neoplasm of uncertain behavior of male genital organ, unspecified CC/MCC Ex0
- D41 Neoplasm of uncertain behavior of urinary organs
  - D41.0 Neoplasm of uncertain behavior of kidney
    EXCLUDES1 *neoplasm of uncertain behavior of renal pelvis (D41.1-)*
    - D41.00 Neoplasm of uncertain behavior of unspecified kidney CC/MCC Ex0
    - D41.01 Neoplasm of uncertain behavior of right kidney CC/MCC Ex0
    - D41.02 Neoplasm of uncertain behavior of left kidney CC/MCC Ex0
  - D41.1 Neoplasm of uncertain behavior of renal pelvis
    - D41.10 Neoplasm of uncertain behavior of unspecified renal pelvis CC/MCC Ex0
    - D41.11 Neoplasm of uncertain behavior of right renal pelvis CC/MCC Ex0
    - D41.12 Neoplasm of uncertain behavior of left renal pelvis CC/MCC Ex0
  - D41.2 Neoplasm of uncertain behavior of ureter
    - D41.20 Neoplasm of uncertain behavior of unspecified ureter CC/MCC Ex0
    - D41.21 Neoplasm of uncertain behavior of right ureter CC/MCC Ex0
    - D41.22 Neoplasm of uncertain behavior of left ureter CC/MCC Ex0
  - D41.3 Neoplasm of uncertain behavior of urethra CC/MCC Ex0
  - D41.4 Neoplasm of uncertain behavior of bladder CC/MCC Ex0
  - D41.8 Neoplasm of uncertain behavior of other specified urinary organs CC/MCC Ex0
  - D41.9 Neoplasm of uncertain behavior of unspecified urinary organ CC/MCC Ex0

4th D42 **Neoplasm of uncertain behavior of meninges**

D42.0 **Neoplasm of uncertain behavior of cerebral meninges** HCC RxHCC CC/MCC Exc

D42.1 **Neoplasm of uncertain behavior of spinal meninges** HCC RxHCC CC/MCC Exc

D42.9 **Neoplasm of uncertain behavior of meninges, unspecified** HCC RxHCC CC/MCC Exc

4th D43 **Neoplasm of uncertain behavior of brain and central nervous system**

EXCLUDES1 *neoplasm of uncertain behavior of peripheral nerves and autonomic nervous system (D48.2)*

D43.0 **Neoplasm of uncertain behavior of brain, supratentorial** HCC RxHCC CC/MCC Exc

Neoplasm of uncertain behavior of cerebral ventricle
Neoplasm of uncertain behavior of cerebrum
Neoplasm of uncertain behavior of frontal lobe
Neoplasm of uncertain behavior of occipital lobe
Neoplasm of uncertain behavior of parietal lobe
Neoplasm of uncertain behavior of temporal lobe

EXCLUDES1 *neoplasm of uncertain behavior of fourth ventricle (D43.1)*

D43.1 **Neoplasm of uncertain behavior of brain, infratentorial** HCC RxHCC CC/MCC Exc

AHA: Q2 2023

Neoplasm of uncertain behavior of brain stem
Neoplasm of uncertain behavior of cerebellum
Neoplasm of uncertain behavior of fourth ventricle

D43.2 **Neoplasm of uncertain behavior of brain, unspecified** HCC RxHCC CC/MCC Exc

D43.3 **Neoplasm of uncertain behavior of cranial nerves** HCC RxHCC CC/MCC Exc

D43.4 **Neoplasm of uncertain behavior of spinal cord** HCC RxHCC CC/MCC Exc

D43.8 **Neoplasm of uncertain behavior of other specified parts of central nervous system** HCC RxHCC CC/MCC Exc

D43.9 **Neoplasm of uncertain behavior of central nervous system, unspecified** HCC RxHCC CC/MCC Exc

Neoplasm of uncertain behavior of nervous system (central) NOS

4th D44 **Neoplasm of uncertain behavior of endocrine glands**

Excludes1 *multiple endocrine adenomatosis (E31.2-)*
multiple endocrine neoplasia (E31.2-)
neoplasm of uncertain behavior of endocrine pancreas (D37.8)
neoplasm of uncertain behavior of ovary (D39.1-)
neoplasm of uncertain behavior of testis (D40.1-)
neoplasm of uncertain behavior of thymus (D38.4)

D44.0 **Neoplasm of uncertain behavior of thyroid gland** CC/MCC Ex0

AHA: Q3 2024

5th D44.1 **Neoplasm of uncertain behavior of adrenal gland**

Use additional code to identify any functional activity.

D44.10 **Neoplasm of uncertain behavior of unspecified adrenal gland** CC/MCC Ex0

D44.11 **Neoplasm of uncertain behavior of right adrenal gland** CC/MCC Ex0

D44.12 **Neoplasm of uncertain behavior of left adrenal gland** CC/MCC Ex0

D44.2 **Neoplasm of uncertain behavior of parathyroid gland** CC/MCC Ex0

D44.3 **Neoplasm of uncertain behavior of pituitary gland** HCC RxHCC CC/MCC Ex0

Use additional code to identify any functional activity.

D44.4 **Neoplasm of uncertain behavior of craniopharyngeal duct** HCC RxHCC CC/MCC Ex0

D44.5 **Neoplasm of uncertain behavior of pineal gland** HCC RxHCC CC/MCC Ex0

D44.6 **Neoplasm of uncertain behavior of carotid body** HCC RxHCC CC/MCC Ex0

D44.7 **Neoplasm of uncertain behavior of aortic body and other paraganglia** HCC RxHCC CC/MCC Ex0

AHA: Q2 2021, Q4 2016

D44.9 **Neoplasm of uncertain behavior of unspecified endocrine gland** CC/MCC Ex0

D45 **Polycythemia vera** HCC RxHCC CC/MCC Ex0

DEFINITION: Polycythemia vera (PV) is a rare blood cancer, in which the bone marrow makes too many red blood cells.

Excludes1 *familial polycythemia (D75.0)*
secondary polycythemia (D75.1)

4th D46 Myelodysplastic syndromes

Use additional code for adverse effect, if applicable, to identify drug (T36-T50 with fifth or sixth character 5)

EXCLUDES1 *drug-induced aplastic anemia (D61.1)*

D46.0 **Refractory anemia without ring sideroblasts, so stated** HCC RxHCC CC/MCC Exc

Refractory anemia without sideroblasts, without excess of blasts

D46.1 **Refractory anemia with ring sideroblasts** HCC RxHCC CC/MCC Exc

RARS

5th D46.2 **Refractory anemia with excess of blasts [RAEB]**

D46.20 **Refractory anemia with excess of blasts, unspecified** HCC RxHCC CC/MCC Exc

RAEB NOS

D46.21 **Refractory anemia with excess of blasts 1** HCC RxHCC CC/MCC Exc

RAEB 1

D46.22 **Refractory anemia with excess of blasts 2** CC HCC RxHCC CC/MCC Exc

RAEB 2

D46.A **Refractory cytopenia with multilineage dysplasia** HCC RxHCC CC/MCC Exc

D46.B **Refractory cytopenia with multilineage dysplasia and ring sideroblasts** HCC RxHCC CC/MCC Exc

RCMD RS

D46.C **Myelodysplastic syndrome with isolated del(5q) chromosomal abnormality** CC HCC RxHCC CC/MCC Exc

Myelodysplastic syndrome with 5q deletion

5q minus syndrome NOS

D46.4 **Refractory anemia, unspecified** HCC RxHCC CC/MCC Exc

D46.Z **Other myelodysplastic syndromes** HCC RxHCC CC/MCC Exc

EXCLUDES1 *chronic myelomonocytic leukemia (C93.1-)*

D46.9 **Myelodysplastic syndrome, unspecified** HCC RxHCC CC/MCC Exc

Myelodysplasia NOS

4th D47 Other neoplasms of uncertain behavior of lymphoid, hematopoietic and related tissue

5th D47.0 Mast cell neoplasms of uncertain behavior

EXCLUDES1 *congenital cutaneous mastocytosis (Q82.2)*
histiocytic neoplasms of uncertain behavior (D47.Z9)
malignant mast cell neoplasm (C96.2-)

D47.01 Cutaneous mastocytosis CC RxHCC CC/MCC Exc

AHA: Q4 2017

Diffuse cutaneous mastocytosis
Maculopapular cutaneous mastocytosis
Solitary mastocytoma
Telangiectasia macularis eruptiva perstans
Urticaria pigmentosa

EXCLUDES1 *congenital (diffuse) (maculopapular) cutaneous mastocytosis (Q82.2)*
congenital urticaria pigmentosa (Q82.2)
extracutaneous mastocytoma (D47.09)

D47.02 Systemic mastocytosis CC RxHCC CC/MCC Exc

AHA: Q4 2017

Indolent systemic mastocytosis
Isolated bone marrow mastocytosis
Smoldering systemic mastocytosis
Systemic mastocytosis, with an associated hematological non-mast cell lineage disease (SM-AHNMD)

Code also, if applicable, any associated hematological non-mast cell lineage disease, such as:
acute myeloid leukemia (C92.6-, C92.A-)
chronic myelomonocytic leukemia (C93.1-)
essential thrombocytosis (D47.3)
hypereosinophilic syndrome (D72.1)
myelodysplastic syndrome (D46.9)
myeloproliferative syndrome (D47.1)
non-Hodgkin lymphoma (C82-C85)
plasma cell myeloma (C90.0-)
polycythemia vera (D45)

EXCLUDES1 *aggressive systemic mastocytosis (C96.21)*
mast cell leukemia (C94.3-)

D47.09 **Other mast cell neoplasms of uncertain behavior** CC RxHCC CC/MCC Ex6

AHA: Q4 2017

Extracutaneous mastocytoma

Mast cell tumor NOS

Mastocytoma NOS

Mastocytosis NOS

D47.1 **Chronic myeloproliferative disease** CC HCC RxHCC CC/MCC Ex6

Chronic neutrophilic leukemia

Myeloproliferative disease, unspecified

Excludes1 *atypical chronic myeloid leukemia BCR/ABL-negative (C92.2-)*

chronic myeloid leukemia BCR/ABL-positive (C92.1-)

myelofibrosis NOS (D75.81)

myelophthisic anemia (D61.82)

myelophthisis (D61.82)

secondary myelofibrosis NOS (D75.81)

D47.2 **Monoclonal gammopathy** CC/MCC Ex6

AHA: Q3 2021

Monoclonal gammopathy of undetermined significance [MGUS]

D47.3 **Essential (hemorrhagic) thrombocythemia** HCC RxHCC CC/MCC Ex6

Essential thrombocytosis

Idiopathic hemorrhagic thrombocythemia

Primary thrombocytosis

Excludes1 *reactive thrombocytosis (D75.838)*

secondary thrombocytosis (D75.838)

thrombocythemia NOS (D75.839)

thrombocytosis NOS (D75.839)

D47.4 **Osteomyelofibrosis** HCC RxHCC CC/MCC Ex6

Chronic idiopathic myelofibrosis

Myelofibrosis (idiopathic) (with myeloid metaplasia)

Myelosclerosis (megakaryocytic) with myeloid metaplasia

Secondary myelofibrosis in myeloproliferative disease

Excludes1 *acute myelofibrosis (C94.4-)*

5th D47.Z Other specified neoplasms of uncertain behavior of lymphoid, hematopoietic and related tissue

D47.Z1 Post-transplant lymphoproliferative disorder (PTLD) CC HCC PDx/M CC/MCC Ex0

Code first complications of transplanted organs and tissue (T86.-)

D47.Z2 Castleman disease CC HCC RxHCC CC/MCC Ex0

AHA: Q4 2016

Code also, if applicable, human herpesvirus 8 infection (B10.89)

EXCLUDES1 *Kaposi's sarcoma (C46.-)*

D47.Z9 Other specified neoplasms of uncertain behavior of lymphoid, hematopoietic and related tissue CC HCC RxHCC CC/MCC Ex0

AHA: Q2 2025

Histiocytic tumors of uncertain behavior

D47.9 Neoplasm of uncertain behavior of lymphoid, hematopoietic and related tissue, unspecified CC HCC RxHCC CC/MCC Ex0

Lymphoproliferative disease NOS

4th D48 Neoplasm of uncertain behavior of other and unspecified sites

EXCLUDES1 *neurofibromatosis (nonmalignant) (Q85.0-)*

D48.0 Neoplasm of uncertain behavior of bone and articular cartilage CC/MCC Ex0

EXCLUDES1 *neoplasm of uncertain behavior of cartilage of ear (D48.1-)*
neoplasm of uncertain behavior of cartilage of larynx (D38.0)
neoplasm of uncertain behavior of cartilage of nose (D38.5)
neoplasm of uncertain behavior of connective tissue of eyelid (D48.1-)
neoplasm of uncertain behavior of synovia (D48.1-)

5th D48.1 Neoplasm of uncertain behavior of connective and other soft tissue

Neoplasm of uncertain behavior of connective tissue of ear
Neoplasm of uncertain behavior of connective tissue of eyelid
Stromal tumors of uncertain behavior of digestive system

EXCLUDES1 *neoplasm of uncertain behavior of articular cartilage (D48.0)*
neoplasm of uncertain behavior of cartilage of larynx (D38.0)
neoplasm of uncertain behavior of cartilage of nose (D38.5)
neoplasm of uncertain behavior of connective tissue of breast (D48.6-)

D48.11 **Desmoid tumor**

*Aggressive fibromatosis

D48.110 **Desmoid tumor of head and neck** CC/MCC Ex0

D48.111 **Desmoid tumor of chest wall** CC/MCC Ex0

D48.112 **Desmoid tumor, intrathoracic** CC/MCC Ex0

D48.113 **Desmoid tumor of abdominal wall** CC/MCC Ex0

D48.114 **Desmoid tumor, intraabdominal** CC/MCC Ex0

Desmoid tumor of pelvic cavity

Desmoid tumor, peritoneal, retroperitoneal

D48.115 **Desmoid tumor of upper extremity and shoulder girdle** CC/MCC Ex0

D48.116 **Desmoid tumor of lower extremity and pelvic girdle** CC/MCC Ex0

Desmoid tumor of buttock

D48.117 **Desmoid tumor of back** CC/MCC Ex0

D48.118 **Desmoid tumor of other site** CC/MCC Ex0

D48.119 **Desmoid tumor of unspecified site** CC/MCC Ex0

D48.19 **Other specified neoplasm of uncertain behavior of connective and other soft tissue** CC/MCC Ex0

D48.2 **Neoplasm of uncertain behavior of peripheral nerves and autonomic nervous system** CC/MCC Ex0

EXCLUDES1 *neoplasm of uncertain behavior of peripheral nerves of orbit (D48.7)*

D48.3 **Neoplasm of uncertain behavior of retroperitoneum** CC/MCC Ex0

D48.4 **Neoplasm of uncertain behavior of peritoneum** CC/MCC Ex0

D48.5 **Neoplasm of uncertain behavior of skin** CC/MCC Ex0

Neoplasm of uncertain behavior of anal margin

Neoplasm of uncertain behavior of anal skin

Neoplasm of uncertain behavior of perianal skin

Neoplasm of uncertain behavior of skin of breast

EXCLUDES1 *neoplasm of uncertain behavior of anus NOS (D37.8)*

neoplasm of uncertain behavior of skin of genital organs (D39.8, D40.8)

neoplasm of uncertain behavior of vermilion border of lip (D37.0)

5th D48.6 **Neoplasm of uncertain behavior of breast**

Neoplasm of uncertain behavior of connective tissue of breast

Cystosarcoma phyllodes

EXCLUDES1 *neoplasm of uncertain behavior of skin of breast (D48.5)*

D48.60 **Neoplasm of uncertain behavior of unspecified breast** CC/MCC Ex0

D48.61 **Neoplasm of uncertain behavior of right breast** CC/MCC Ex0

D48.62 **Neoplasm of uncertain behavior of left breast** CC/MCC Ex0

D48.7 **Neoplasm of uncertain behavior of other specified sites** CC/MCC Ex0

Neoplasm of uncertain behavior of eye

Neoplasm of uncertain behavior of heart

Neoplasm of uncertain behavior of peripheral nerves of orbit

EXCLUDES1 *neoplasm of uncertain behavior of connective tissue (D48.1-)*

neoplasm of uncertain behavior of skin of eyelid (D48.5)

D48.9 **Neoplasm of uncertain behavior, unspecified** CC/MCC Ex0

Neoplasms of unspecified behavior (D49)

4th D49 Neoplasms of unspecified behavior

NOTES Category D49 classifies by site neoplasms of unspecified morphology and behavior. The term 'mass', unless otherwise stated, is not to be regarded as a neoplastic growth.

INCLUDES *'growth' NOS*
neoplasm NOS
new growth NOS
tumor NOS

EXCLUDES1 *neoplasms of uncertain behavior (D37-D44, D48)*

D49.0 Neoplasm of unspecified behavior of digestive system CC/MCC Exc

EXCLUDES1 *neoplasm of unspecified behavior of margin of anus (D49.2)*
neoplasm of unspecified behavior of perianal skin (D49.2)
neoplasm of unspecified behavior of skin of anus (D49.2)

D49.1 Neoplasm of unspecified behavior of respiratory system CC/MCC Exc

D49.2 Neoplasm of unspecified behavior of bone, soft tissue, and skin CC/MCC Exc

EXCLUDES1 *neoplasm of unspecified behavior of anal canal (D49.0)*
neoplasm of unspecified behavior of anus NOS (D49.0)
neoplasm of unspecified behavior of bone marrow (D49.89)
neoplasm of unspecified behavior of cartilage of larynx (D49.1)
neoplasm of unspecified behavior of cartilage of nose (D49.1)
neoplasm of unspecified behavior of connective tissue of breast (D49.3)
neoplasm of unspecified behavior of skin of genital organs (D49.59)
neoplasm of unspecified behavior of vermilion border of lip (D49.0)

D49.3 Neoplasm of unspecified behavior of breast CC/MCC Exc

EXCLUDES1 *neoplasm of unspecified behavior of skin of breast (D49.2)*

D49.4 Neoplasm of unspecified behavior of bladder CC/MCC Exc

5th D49.5 Neoplasm of unspecified behavior of other genitourinary organs

6th D49.51 Neoplasm of unspecified behavior of kidney

D49.511 Neoplasm of unspecified behavior of right kidney CC/MCC Exc

AHA: Q4 2016

D49.512 **Neoplasm of unspecified behavior of left kidney** CC/MCC Ex0

AHA: Q4 2016

D49.519 **Neoplasm of unspecified behavior of unspecified kidney** CC/MCC Ex0

AHA: Q4 2016

D49.59 **Neoplasm of unspecified behavior of other genitourinary organ** CC/MCC Ex0

AHA: Q4 2016

D49.6 **Neoplasm of unspecified behavior of brain** HCC RxHCC CC/MCC Ex0

EXCLUDES1 *neoplasm of unspecified behavior of cerebral meninges (D49.7)*

neoplasm of unspecified behavior of cranial nerves (D49.7)

D49.7 **Neoplasm of unspecified behavior of endocrine glands and other parts of nervous system** CC/MCC Ex0

EXCLUDES1 *neoplasm of unspecified behavior of peripheral, sympathetic, and parasympathetic nerves and ganglia (D49.2)*

5th D49.8 **Neoplasm of unspecified behavior of other specified sites**

EXCLUDES1 *neoplasm of unspecified behavior of eyelid (skin) (D49.2)*

neoplasm of unspecified behavior of eyelid cartilage (D49.2)

neoplasm of unspecified behavior of great vessels (D49.2)

neoplasm of unspecified behavior of optic nerve (D49.7)

D49.81 **Neoplasm of unspecified behavior of retina and choroid** CC/MCC Ex0

Dark area on retina

Retinal freckle

D49.89 **Neoplasm of unspecified behavior of other specified sites** CC/MCC Ex0

D49.9 **Neoplasm of unspecified behavior of unspecified site** CC/MCC Ex0

Chapter 3: Diseases of Blood/Blood-Forming Organs & Disorders Involving Immune Mechanism (D50-D89)

Chapter-Specific Coding Guidelines

I.C.3. Chapter 3: Disease of the blood and blood-forming organs and certain disorders involving the immune mechanism (D50-D89)

Reserved for future guideline expansion.

Diseases of the blood and blood-forming organs and certain disorders involving the immune mechanism (D50-D89)

Excludes1 *autoimmune disease (systemic) NOS (M35.9)*

certain conditions originating in the perinatal period (P00-P96)

complications of pregnancy, childbirth and the puerperium (O00-O9A)

congenital malformations, deformations and chromosomal abnormalities (Q00-Q99)

endocrine, nutritional and metabolic diseases (E00-E88)

human immunodeficiency virus [HIV] disease (B20)

injury, poisoning and certain other consequences of external causes (S00-T88)

neoplasms (C00-D49)

symptoms, signs and abnormal clinical and laboratory findings, not elsewhere classified (R00-R94)

This chapter contains the following blocks:

D50-D53	Nutritional anemias
D55-D59	Hemolytic anemias
D60-D64	Aplastic and other anemias and other bone marrow failure syndromes
D65-D69	Coagulation defects, purpura and other hemorrhagic conditions
D70-D77	Other disorders of blood and blood-forming organs
D78	Intraoperative and postprocedural complications of the spleen
D80-D89	Certain disorders involving the immune mechanism

Nutritional anemias (D50-D53)

4th D50 Iron deficiency anemia

INCLUDES *asiderotic anemia*
hypochromic anemia

D50.0 Iron deficiency anemia secondary to blood loss (chronic) CC/MCC Ex0

AHA: Q3 2019

Posthemorrhagic anemia (chronic)

EXCLUDES1 *acute posthemorrhagic anemia (D62)*
congenital anemia from fetal blood loss (P61.3)

D50.1 Sideropenic dysphagia CC/MCC Ex0

Kelly-Paterson syndrome
Plummer-Vinson syndrome

D50.8 Other iron deficiency anemias CC/MCC Ex0

Iron deficiency anemia due to inadequate dietary iron intake

D50.9 Iron deficiency anemia, unspecified CC/MCC Ex0

4th D51 Vitamin B12 deficiency anemia

EXCLUDES1 *vitamin B12 deficiency (E53.8)*

D51.0 Vitamin B12 deficiency anemia due to intrinsic factor deficiency CC/MCC Ex0

Addison anemia
Biermer anemia
Pernicious (congenital) anemia
Congenital intrinsic factor deficiency

D51.1 Vitamin B12 deficiency anemia due to selective vitamin B12 malabsorption with proteinuria CC/MCC Ex0

Imerslund (Gräsbeck) syndrome
Megaloblastic hereditary anemia

D51.2 Transcobalamin II deficiency CC/MCC Ex0

D51.3 Other dietary vitamin B12 deficiency anemia CC/MCC Ex0

Vegan anemia

D51.8 **Other vitamin B12 deficiency anemias** CC/MCC Ex0

D51.9 **Vitamin B12 deficiency anemia, unspecified** CC/MCC Ex0

4th D52 **Folate deficiency anemia**

EXCLUDES1 *folate deficiency without anemia (E53.8)*

D52.0 **Dietary folate deficiency anemia** CC/MCC Ex0

Nutritional megaloblastic anemia

D52.1 **Drug-induced folate deficiency anemia** CC/MCC Ex0

Use additional code for adverse effect, if applicable, to identify drug (T36-T50 with fifth or sixth character 5)

D52.8 **Other folate deficiency anemias** CC/MCC Ex0

D52.9 **Folate deficiency anemia, unspecified** CC/MCC Ex0

Folic acid deficiency anemia NOS

4th D53 **Other nutritional anemias**

INCLUDES *megaloblastic anemia unresponsive to vitamin B12 or folate therapy*

D53.0 **Protein deficiency anemia** CC/MCC Ex0

Amino-acid deficiency anemia

Orotaciduric anemia

EXCLUDES1 *Lesch-Nyhan syndrome (E79.1)*

D53.1 **Other megaloblastic anemias, not elsewhere classified** CC/MCC Ex0

Megaloblastic anemia NOS

EXCLUDES1 *Di Guglielmo's disease (C94.0)*

D53.2 **Scorbutic anemia** CC/MCC Ex0

EXCLUDES1 *scurvy (E54)*

D53.8 **Other specified nutritional anemias** CC/MCC Ex0

Anemia associated with deficiency of copper

Anemia associated with deficiency of molybdenum

Anemia associated with deficiency of zinc

EXCLUDES2 **nutritional deficiencies without anemia, such as:*

**copper deficiency NOS (E61.0)*

**molybdenum deficiency NOS (E61.5)*

**zinc deficiency NOS (E60)*

D53.9 **Nutritional anemia, unspecified** CC/MCC Ex0

AHA: Q4 2018

Simple chronic anemia

EXCLUDES1 *anemia NOS (D64.9)*

Hemolytic anemias (D55-D59)

4th D55 **Anemia due to enzyme disorders**

EXCLUDES1 *drug-induced enzyme deficiency anemia (D59.2)*

D55.0 **Anemia due to glucose-6-phosphate dehydrogenase [G6PD] deficiency** CC/MCC Ex0

Favism

G6PD deficiency anemia

EXCLUDES1 *glucose-6-phosphate dehydrogenase (G6PD) deficiency without anemia (D75.A)*

D55.1 **Anemia due to other disorders of glutathione metabolism** CC/MCC Ex0

Anemia (due to) enzyme deficiencies, except G6PD, related to the hexose monophosphate [HMP] shunt pathway

Anemia (due to) hemolytic nonspherocytic (hereditary), type I

5th D55.2 **Anemia due to disorders of glycolytic enzymes**

EXCLUDES1 *disorders of glycolysis not associated with anemia (E74.81-)*

D55.21 **Anemia due to pyruvate kinase deficiency** CC/MCC Ex0

PK deficiency anemia

Pyruvate kinase deficiency anemia

D55.29 **Anemia due to other disorders of glycolytic enzymes** CC/MCC Ex0

Hexokinase deficiency anemia

Triose-phosphate isomerase deficiency anemia

D55.3 **Anemia due to disorders of nucleotide metabolism** CC/MCC Ex0

D55.8 **Other anemias due to enzyme disorders** CC/MCC Ex0

D55.9 **Anemia due to enzyme disorder, unspecified** CC/MCC Ex0

4th D56 **Thalassemia**

EXCLUDES1 *sickle-cell thalassemia (D57.4-)*

D56.0 **Alpha thalassemia** CC/MCC Ex0

Alpha thalassemia major

Hemoglobin H Constant Spring

Hemoglobin H disease

Hydrops fetalis due to alpha thalassemia

Severe alpha thalassemia

Triple gene defect alpha thalassemia

Use additional code, if applicable, for hydrops fetalis due to alpha thalassemia (P56.99)

EXCLUDES1 *alpha thalassemia trait or minor (D56.3)*

asymptomatic alpha thalassemia (D56.3)

hydrops fetalis due to isoimmunization (P56.0)

hydrops fetalis not due to immune hemolysis (P83.2)

D56.1 Beta thalassemia HCC CC/MCC Ex6

Beta thalassemia major
Cooley's anemia
Homozygous beta thalassemia
Severe beta thalassemia
Thalassemia intermedia
Thalassemia major

EXCLUDES1 *beta thalassemia minor (D56.3)*
beta thalassemia trait (D56.3)
delta-beta thalassemia (D56.2)
hemoglobin E-beta thalassemia (D56.5)
sickle-cell beta thalassemia (D57.4-)

D56.2 Delta-beta thalassemia HCC CC/MCC Ex6

Homozygous delta-beta thalassemia

EXCLUDES1 *delta-beta thalassemia minor (D56.3)*
delta-beta thalassemia trait (D56.3)

D56.3 Thalassemia minor CC/MCC Ex6

Alpha thalassemia minor
Alpha thalassemia silent carrier
Alpha thalassemia trait
Beta thalassemia minor
Beta thalassemia trait
Delta-beta thalassemia minor
Delta-beta thalassemia trait
Thalassemia trait NOS

EXCLUDES1 *alpha thalassemia (D56.0)*
beta thalassemia (D56.1)
delta-beta thalassemia (D56.2)
hemoglobin E-beta thalassemia (D56.5)
sickle-cell trait (D57.3)

D56.4 **Hereditary persistence of fetal hemoglobin [HPFH]** CC/MCC Ex0

D56.5 **Hemoglobin E-beta thalassemia** HCC CC/MCC Ex0

EXCLUDES1 *beta thalassemia (D56.1)*
beta thalassemia minor (D56.3)
beta thalassemia trait (D56.3)
delta-beta thalassemia (D56.2)
delta-beta thalassemia trait (D56.3)
hemoglobin E disease (D58.2)
other hemoglobinopathies (D58.2)
sickle-cell beta thalassemia (D57.4-)

D56.8 **Other thalassemias** CC/MCC Ex0

Dominant thalassemia
Hemoglobin C thalassemia
Mixed thalassemia
Thalassemia with other hemoglobinopathy

EXCLUDES1 *hemoglobin C disease (D58.2)*
hemoglobin E disease (D58.2)
other hemoglobinopathies (D58.2)
sickle-cell anemia (D57.-)
sickle-cell thalassemia (D57.4-)

D56.9 **Thalassemia, unspecified** CC/MCC Ex0

Mediterranean anemia (with other hemoglobinopathy)

4th D57 **Sickle-cell disorders**

Use additional code for any associated fever (R50.81)

EXCLUDES1 *other hemoglobinopathies (D58.-)*

5th D57.0 Hb-SS disease with crisis

Sickle-cell disease with crisis

Hb-SS disease with (vaso-occlusive) pain

D57.00 Hb-SS disease with crisis, unspecified HCC MCC RxHCC CC/MCC Ex6

Hb-SS disease with (painful) crisis NOS

Hb-SS disease with (vaso-occlusive) pain NOS

D57.01 Hb-SS disease with acute chest syndrome HCC MCC RxHCC CC/MCC Ex6

D57.02 Hb-SS disease with splenic sequestration HCC MCC RxHCC CC/MCC Ex6

AHA: Q1 2025

D57.03 Hb-SS disease with cerebral vascular involvement HCC MCC RxHCC CC/MCC Ex6

AHA: Q4 2020

Code also, if applicable, cerebral infarction (I63.-)

D57.04 Hb-SS disease with dactylitis HCC MCC RxHCC CC/MCC Ex6

D57.09 Hb-SS disease with crisis with other specified complication HCC MCC RxHCC CC/MCC Ex6

AHA: Q4 2020

Use additional code to identify complications, such as:

cholelithiasis (K80.-)

priapism (N48.32)

D57.1 Sickle-cell disease without crisis HCC RxHCC CC/MCC Ex6

Hb-SS disease without crisis

Sickle-cell anemia NOS

Sickle-cell disease NOS

Sickle-cell disorder NOS

5th D57.2 Sickle-cell/Hb-C disease

Hb-SC disease

Hb-S/Hb-C disease

D57.20 Sickle-cell/Hb-C disease without crisis HCC CC/MCC Ex6

6th D57.21 Sickle-cell/Hb-C disease with crisis

D57.211 Sickle-cell/Hb-C disease with acute chest syndrome HCC MCC CC/MCC Ex0

D57.212 Sickle-cell/Hb-C disease with splenic sequestration HCC MCC CC/MCC Ex0

D57.213 Sickle-cell/Hb-C disease with cerebral vascular involvement HCC MCC CC/MCC Ex0

AHA: Q4 2020

Code also, if applicable, cerebral infarction (I63.-)

D57.214 Sickle-cell/Hb-C disease with dactylitis HCC MCC CC/MCC Ex0

D57.218 Sickle-cell/Hb-C disease with crisis with other specified complication HCC MCC CC/MCC Ex0

AHA: Q4 2020

Use additional code to identify complications, such as:

cholelithiasis (K80.-)

priapism (N48.32)

D57.219 Sickle-cell/Hb-C disease with crisis, unspecified HCC MCC CC/MCC Ex0

Sickle-cell/Hb-C disease with crisis NOS

Sickle-cell/Hb-C disease with (vaso-occlusive) pain NOS

D57.3 Sickle-cell trait CC/MCC Ex0

Hb-S trait

Heterozygous hemoglobin S

5th D57.4 Sickle-cell thalassemia

Sickle-cell beta thalassemia

Thalassemia Hb-S disease

D57.40 Sickle-cell thalassemia without crisis HCC CC/MCC Ex0

Microdrepanocytosis

Sickle-cell thalassemia NOS

D57.41 **Sickle-cell thalassemia, unspecified, with crisis**

Sickle-cell thalassemia with (painful) crisis NOS

Sickle-cell thalassemia with (vaso-occlusive) pain NOS

D57.411 **Sickle-cell thalassemia, unspecified, with acute chest syndrome** HCC MCC CC/MCC Exc

D57.412 **Sickle-cell thalassemia, unspecified, with splenic sequestration** HCC MCC CC/MCC Exc

D57.413 **Sickle-cell thalassemia, unspecified, with cerebral vascular involvement** HCC MCC CC/MCC Exc

AHA: Q4 2020

Code also, if applicable cerebral infarction (I63.-)

D57.414 **Sickle-cell thalassemia, unspecified, with dactylitis** HCC MCC CC/MCC Exc

D57.418 **Sickle-cell thalassemia, unspecified, with crisis with other specified complication** HCC MCC CC/MCC Exc

AHA: Q4 2020

Use additional code to identify complications, such as:

cholelithiasis (K80.-)

priapism (N48.32)

D57.419 **Sickle-cell thalassemia, unspecified, with crisis** HCC MCC CC/MCC Exc

Sickle-cell thalassemia with (painful) crisis NOS

Sickle-cell thalassemia with (vaso-occlusive) pain NOS

D57.42 **Sickle-cell thalassemia beta zero without crisis** HCC RxHCC CC/MCC Exc

AHA: Q4 2020

HbS-beta zero without crisis

Sickle-cell beta zero without crisis

D57.43 **Sickle-cell thalassemia beta zero with crisis**

HbS-beta zero with crisis

Sickle-cell beta zero with crisis

D57.431 **Sickle-cell thalassemia beta zero with acute chest syndrome** HCC MCC RxHCC CC/MCC Exc

AHA: Q4 2020

HbS-beta zero with acute chest syndrome

Sickle-cell beta zero with acute chest syndrome

D57.432 **Sickle-cell thalassemia beta zero with splenic sequestration** HCC MCC RxHCC CC/MCC Exc

AHA: Q4 2020

HbS-beta zero with splenic sequestration

Sickle-cell beta zero with splenic sequestration

D57.433 **Sickle-cell thalassemia beta zero with cerebral vascular involvement** HCC MCC RxHCC CC/MCC Ex0

AHA: Q4 2020

HbS-beta zero with cerebral vascular involvement

Sickle-cell beta zero with cerebral vascular involvement

Code also, if applicable cerebral infarction (I63.-)

D57.434 **Sickle-cell thalassemia beta zero with dactylitis** HCC MCC RxHCC CC/MCC Ex0

D57.438 **Sickle-cell thalassemia beta zero with crisis with other specified complication** HCC MCC RxHCC CC/MCC Ex0

AHA: Q4 2020

HbS-beta zero with other specified complication

Sickle-cell beta zero with other specified complication

Use additional code to identify complications, such as:

cholelithiasis (K80.-)

priapism (N48.32)

D57.439 **Sickle-cell thalassemia beta zero with crisis, unspecified** HCC MCC RxHCC CC/MCC Ex0

AHA: Q4 2020

HbS-beta zero with other specified complication

Sickle-cell beta zero with crisis unspecified

Sickle-cell thalassemia beta zero with (painful) crisis NOS

Sickle-cell thalassemia beta zero with (vaso-occlusive) pain NOS

D57.44 **Sickle-cell thalassemia beta plus without crisis** HCC CC/MCC Ex0

AHA: Q4 2020

HbS-beta plus without crisis

Sickle-cell beta plus without crisis

6th D57.45 **Sickle-cell thalassemia beta plus with crisis**

HbS-beta plus with crisis

Sickle-cell beta plus with crisis

D57.451 **Sickle-cell thalassemia beta plus with acute chest syndrome** HCC MCC CC/MCC Ex0

AHA: Q4 2020

HbS-beta plus with acute chest syndrome

Sickle-cell beta plus with acute chest syndrome

D57.452 **Sickle-cell thalassemia beta plus with splenic sequestration** HCC MCC CC/MCC Ex6

AHA: Q4 2020

HbS-beta plus with splenic sequestration

Sickle-cell beta plus with splenic sequestration

D57.453 **Sickle-cell thalassemia beta plus with cerebral vascular involvement** HCC MCC CC/MCC Ex6

AHA: Q4 2020

HbS-beta plus with cerebral vascular involvement

Sickle-cell beta plus with cerebral vascular involvement

Code also, if applicable cerebral infarction (I63.-)

D57.454 **Sickle-cell thalassemia beta plus with dactylitis** HCC MCC CC/MCC Ex6

D57.458 **Sickle-cell thalassemia beta plus with crisis with other specified complication** HCC MCC CC/MCC Ex6

AHA: Q4 2020

HbS-beta plus with crisis with other specified complication

Sickle-cell beta plus with crisis with other specified complication

Use additional code to identify complications, such as:

cholelithiasis (K80.-)

priapism (N48.32)

D57.459 **Sickle-cell thalassemia beta plus with crisis, unspecified** HCC MCC CC/MCC Ex6

AHA: Q4 2020

HbS-beta plus with crisis with unspecified complication

Sickle-cell beta plus with crisis with unspecified complication

Sickle-cell thalassemia beta plus with (painful) crisis NOS

Sickle-cell thalassemia beta plus with (vaso-occlusive) pain NOS

5th D57.8 **Other sickle-cell disorders**

Hb-SD disease

Hb-SE disease

D57.80 **Other sickle-cell disorders without crisis** HCC CC/MCC Ex6

6th D57.81 **Other sickle-cell disorders with crisis**

D57.811 **Other sickle-cell disorders with acute chest syndrome** HCC MCC CC/MCC Ex6

D57.812 **Other sickle-cell disorders with splenic sequestration** HCC MCC CC/MCC Ex6

D57.813 **Other sickle-cell disorders with cerebral vascular involvement** HCC MCC CC/MCC Ex0

AHA: Q4 2020

Code also, if applicable: cerebral infarction (I63.-)

D57.814 **Other sickle-cell disorders with dactylitis** HCC MCC CC/MCC Ex0

D57.818 **Other sickle-cell disorders with crisis with other specified complication** HCC MCC CC/MCC Ex0

AHA: Q4 2020

Use additional code to identify complications, such as:

cholelithiasis (K80.-)

priapism (N48.32)

D57.819 **Other sickle-cell disorders with crisis, unspecified** HCC MCC CC/MCC Ex0

Other sickle-cell disorders with crisis NOS

Other sickle-cell disorders with (vaso-occlusive) pain NOS

4th D58 **Other hereditary hemolytic anemias**

EXCLUDES1 *hemolytic anemia of the newborn (P55.-)*

D58.0 **Hereditary spherocytosis** CC/MCC Ex0

Acholuric (familial) jaundice

Congenital (spherocytic) hemolytic icterus

Minkowski-Chauffard syndrome

D58.1 **Hereditary elliptocytosis** CC/MCC Ex0

Elliptocytosis (congenital)

Ovalocytosis (congenital) (hereditary)

D58.2 **Other hemoglobinopathies** CC/MCC Ex0

Abnormal hemoglobin NOS

Congenital Heinz body anemia

Hb-C disease

Hb-D disease

Hb-E disease

Hemoglobinopathy NOS

Unstable hemoglobin hemolytic disease

EXCLUDES1 *familial polycythemia (D75.0)*

Hb-M disease (D74.0)

hemoglobin E-beta thalassemia (D56.5)

hereditary persistence of fetal hemoglobin [HPFH] (D56.4)

high-altitude polycythemia (D75.1)

methemoglobinemia (D74.-)

other hemoglobinopathies with thalassemia (D56.8)

D58.8 **Other specified hereditary hemolytic anemias** CC CC/MCC Ex6

Stomatocytosis

D58.9 **Hereditary hemolytic anemia, unspecified** CC CC/MCC Ex6

4th D59 **Acquired hemolytic anemia**

D59.0 **Drug-induced autoimmune hemolytic anemia** CC RxHCC CC/MCC Ex6

Use additional code for adverse effect, if applicable, to identify drug (T36-T50 with fifth or sixth character 5)

5th D59.1 **Other autoimmune hemolytic anemias**

EXCLUDES *Evans syndrome (D69.41)*

hemolytic disease of newborn (P55.-)

paroxysmal cold hemoglobinuria (D59.6)

D59.10 **Autoimmune hemolytic anemia, unspecified** CC HCC RxHCC CC/MCC Ex6

AHA: Q4 2020

D59.11 **Warm autoimmune hemolytic anemia** CC HCC RxHCC CC/MCC Ex6

AHA: Q4 2020

Warm type (primary) (secondary) (symptomatic) autoimmune hemolytic anemia

Warm type autoimmune hemolytic disease

D59.12 **Cold autoimmune hemolytic anemia** CC HCC RxHCC CC/MCC Ex6

AHA: Q4 2020

Chronic cold hemagglutinin disease

Cold agglutinin disease

Cold agglutinin hemoglobinuria

Cold type (primary) (secondary) (symptomatic) autoimmune hemolytic anemia

Cold type autoimmune hemolytic disease

D59.13 **Mixed type autoimmune hemolytic anemia** CC HCC RxHCC CC/MCC Ex6

AHA: Q4 2020

Mixed type autoimmune hemolytic disease

Mixed type, cold and warm, (primary) (secondary) (symptomatic) autoimmune hemolytic anemia

D59.19 **Other autoimmune hemolytic anemia** CC HCC RxHCC CC/MCC Ex6

AHA: Q4 2020

D59.2 **Drug-induced nonautoimmune hemolytic anemia** CC RxHCC CC/MCC Ex6

Drug-induced enzyme deficiency anemia

Use additional code for adverse effect, if applicable, to identify drug (T36-T50 with fifth or sixth character 5)

5th D59.3 Hemolytic-uremic syndrome

Code also, if applicable, any associated:

acute kidney failure (N17.-)

chronic kidney disease (N18.-)

D59.30 **Hemolytic-uremic syndrome, unspecified** HCC MCC RxHCC CC/MCC Exc

AHA: Q4 2022

Hemolytic-uremic syndrome NOS

D59.31 **Infection-associated hemolytic-uremic syndrome** HCC MCC RxHCC CC/MCC Exc

See Official Guidelines, "Patient admitted for HIV-related condition" I.C.1.a.2.b, "Hemolytic-uremic syndrome associated with sepsis" I.C.1.d.9

AHA: Q4 2022

Shiga toxin-producing E. coli [STEC] related hemolytic uremic syndrome

Typical hemolytic uremic syndrome

Use additional code to identify associated infection, such as :

E. coli infection (B96.2-)

Human immunodeficiency virus [HIV] disease (B20)

Pneumococcal meningitis (G00.1)

Pneumococcal pneumonia (J13)

Sepsis due to Streptococcus pneumoniae (A40.3)

Shigella dysenteriae (A03.9)

Streptococcus pneumoniae as the cause of diseases classified elsewhere (B95.3)

D59.32 **Hereditary hemolytic-uremic syndrome** HCC MCC RxHCC CC/MCC Exc

AHA: Q4 2022

Atypical hemolytic uremic syndrome with an identified genetic cause

Code also, if applicable:

defects in the complement system (D84.1)

methylmalonic acidemia (E71.120)

D59.39 **Other hemolytic-uremic syndrome** HCC MCC RxHCC CC/MCC Exc

AHA: Q4 2022

Atypical (nongenetic) hemolytic uremic syndrome

Secondary hemolytic-uremic syndrome

Code first, if applicable, any associated:
COVID-19 (U07.1)
complications of kidney transplant (T86.1-)
complications of heart transplant (T86.2-)
complications of liver transplant (T86.4-)

Code also, if applicable, any associated condition, such as:
hypertensive emergency (I16.1)
malignant neoplasm (C00-C96)
systemic lupus erythematosus (M32.-)

Use additional code, if applicable, for adverse effect to identify drug (T36-T50 with fifth or sixth character 5)

D59.4 **Other nonautoimmune hemolytic anemias** CC HCC RxHCC CC/MCC Ex0

Mechanical hemolytic anemia
Microangiopathic hemolytic anemia
Toxic hemolytic anemia

D59.5 **Paroxysmal nocturnal hemoglobinuria [Marchiafava-Micheli]** HCC RxHCC CC/MCC Ex0

EXCLUDES1 *hemoglobinuria NOS (R82.3)*

D59.6 **Hemoglobinuria due to hemolysis from other external causes** HCC RxHCC CC/MCC Ex0

Hemoglobinuria from exertion
March hemoglobinuria
Paroxysmal cold hemoglobinuria

Use additional code (Chapter 20) to identify external cause

EXCLUDES1 *hemoglobinuria NOS (R82.3)*

D59.8 **Other acquired hemolytic anemias** HCC RxHCC CC/MCC Ex0

D59.9 **Acquired hemolytic anemia, unspecified** CC HCC RxHCC CC/MCC Ex0

Idiopathic hemolytic anemia, chronic

Aplastic and other anemias and other bone marrow failure syndromes (D60-D64)

4th D60 **Acquired pure red cell aplasia [erythroblastopenia]**

INCLUDES *red cell aplasia (acquired) (adult) (with thymoma)*

EXCLUDES1 *congenital red cell aplasia (D61.01)*

D60.0 **Chronic acquired pure red cell aplasia** HCC MCC RxHCC CC/MCC Ex0

D60.1 **Transient acquired pure red cell aplasia** MCC RxHCC CC/MCC Ex0

D60.8 **Other acquired pure red cell aplasias** HCC MCC RxHCC CC/MCC Ex0

D60.9 **Acquired pure red cell aplasia, unspecified** HCC MCC RxHCC CC/MCC Ex0

4th D61 **Other aplastic anemias and other bone marrow failure syndromes**

EXCLUDES1 *neutropenia (D70.-)*

5th D61.0 **Constitutional aplastic anemia**

D61.01 **Constitutional (pure) red blood cell aplasia** CC HCC RxHCC CC/MCC Ex0

Blackfan-Diamond syndrome

Congenital (pure) red cell aplasia

Familial hypoplastic anemia

Primary (pure) red cell aplasia

Red cell (pure) aplasia of infants

EXCLUDES1 *acquired red cell aplasia (D60.9)*

D61.02 **Shwachman-Diamond syndrome** CC HCC RxHCC CC/MCC Ex0

Code also, if applicable, associated conditions such as:

acute myeloblastic leukemia (C92.0-)

exocrine pancreatic insufficiency (K86.81)

myelodysplastic syndrome (D46.-)

Use additional code, if applicable, for genetic susceptibility to other malignant neoplasm (Z15.09)

D61.03 **Fanconi anemia** CC HCC RxHCC CC/MCC Ex0

Fanconi pancytopenia

Fanconi's anemia

EXCLUDES1 *Fanconi syndrome (E72.0-)*

D61.09 **Other constitutional aplastic anemia** CC HCC RxHCC CC/MCC Exc

Pancytopenia with malformations

D61.1 **Drug-induced aplastic anemia** MCC RxHCC CC/MCC Exc

Use additional code for adverse effect, if applicable, to identify drug (T36-T50 with fifth or sixth character 5)

D61.2 **Aplastic anemia due to other external agents** HCC MCC RxHCC CC/MCC Exc

Code first, if applicable, toxic effects of substances chiefly nonmedicinal as to source (T51-T65)

D61.3 **Idiopathic aplastic anemia** HCC MCC RxHCC CC/MCC Exc

5th D61.8 **Other specified aplastic anemias and other bone marrow failure syndromes**

6th D61.81 **Pancytopenia**

EXCLUDES2 *pancytopenia (due to) (with) aplastic anemia (D61.9)*

pancytopenia (due to) (with) bone marrow infiltration (D61.82)

pancytopenia (due to) (with) congenital (pure) red cell aplasia (D61.01)

pancytopenia (due to) (with) hairy cell leukemia (C91.4-)

pancytopenia (due to) (with) human immunodeficiency virus disease (B20.-)

pancytopenia (due to) (with) leukoerythroblastic anemia (D61.82)

pancytopenia (due to) (with) myeloproliferative disease (D47.1)

EXCLUDES2 *pancytopenia (due to) (with) myelodysplastic syndromes (D46.-)*

D61.810 **Antineoplastic chemotherapy induced pancytopenia** MCC CC/MCC Exc

AHA: Q3 2020

EXCLUDES2 *aplastic anemia due to antineoplastic chemotherapy (D61.1)*

D61.811 **Other drug-induced pancytopenia** MCC CC/MCC Exc

AHA: Q3 2023

EXCLUDES2 *aplastic anemia due to drugs (D61.1)*

D61.818 **Other pancytopenia** CC HCC CC/MCC Exc

AHA: Q1 2023, Q1 2019

D61.82 **Myelophthisis** CC HCC RxHCC CC/MCC Exc

Leukoerythroblastic anemia

Myelophthisic anemia

Panmyelophthisis

Code also the underlying disorder, such as:
malignant neoplasm of breast (C50.-)
tuberculosis (A15.-)

Excludes1 *idiopathic myelofibrosis (D47.1)*
myelofibrosis NOS (D75.81)
myelofibrosis with myeloid metaplasia (D47.4)
primary myelofibrosis (D47.1)
secondary myelofibrosis (D75.81)

D61.89 Other specified aplastic anemias and other bone marrow failure syndromes HCC MCC RxHCC CC/MCC Ex6

D61.9 Aplastic anemia, unspecified CC RxHCC CC/MCC Ex6
Hypoplastic anemia NOS
Medullary hypoplasia

D62 Acute posthemorrhagic anemia CC CC/MCC Ex6
AHA: Q3 2019

Excludes1 *anemia due to chronic blood loss (D50.0)*
blood loss anemia NOS (D50.0)
congenital anemia from fetal blood loss (P61.3)

4th **D63 Anemia in chronic diseases classified elsewhere**

D63.0 Anemia in neoplastic disease
See Official Guidelines, "Anemia associated with malignancy" I.C.2.c.1, "Encounter for complication associated with a neoplasm" I.C.2.l.4, "Coding and sequencing of complications" I.C.2.c.1-4
Code first neoplasm (C00-D49)
Excludes1 *aplastic anemia due to antineoplastic chemotherapy (D61.1)*
Excludes2 *anemia due to antineoplastic chemotherapy (D64.81)*

D63.1 Anemia in chronic kidney disease
Erythropoietin resistant anemia (EPO resistant anemia)
Code first underlying chronic kidney disease (CKD) (N18.-)

D63.8 Anemia in other chronic diseases classified elsewhere
Code first underlying disease, such as:
diphyllobothriasis (B70.0)
hookworm disease (B76.0-B76.9)
hypothyroidism (E00.0-E03.9)
malaria (B50.0-B54)
symptomatic late syphilis (A52.79)
tuberculosis (A18.89)

4th D64 **Other anemias**

EXCLUDES1 *refractory anemia (D46.-)*

refractory anemia with excess blasts in transformation [RAEB T] (C92.0-)

D64.0 **Hereditary sideroblastic anemia** HCC RxHCC CC/MCC Exc

Sex-linked hypochromic sideroblastic anemia

D64.1 **Secondary sideroblastic anemia due to disease** HCC RxHCC

Code first underlying disease

D64.2 **Secondary sideroblastic anemia due to drugs and toxins** RxHCC CC/MCC Exc

Code first poisoning due to drug or toxin, if applicable (T36-T65 with fifth or sixth character 1-4)

Use additional code for adverse effect, if applicable, to identify drug (T36-T50 with fifth or sixth character 5)

D64.3 **Other sideroblastic anemias** HCC RxHCC CC/MCC Exc

Sideroblastic anemia NOS

Pyridoxine-responsive sideroblastic anemia NEC

D64.4 **Congenital dyserythropoietic anemia** HCC CC/MCC Exc

Dyshematopoietic anemia (congenital)

EXCLUDES1 *Blackfan-Diamond syndrome (D61.01)*

Di Guglielmo's disease (C94.0)

5th D64.8 **Other specified anemias**

D64.81 **Anemia due to antineoplastic chemotherapy** CC/MCC Exc

AHA: Q2 2023, Q3 2021

Antineoplastic chemotherapy induced anemia

EXCLUDES2 *anemia in neoplastic disease (D63.0)*

aplastic anemia due to antineoplastic chemotherapy (D61.1)

D64.89 **Other specified anemias** CC/MCC Exc

Infantile pseudoleukemia

D64.9 **Anemia, unspecified** CC/MCC Exc

AHA: Q4 2018

Coagulation defects, purpura and other hemorrhagic conditions (D65-D69)

D65 Disseminated intravascular coagulation [defibrination syndrome] MCC CC/MCC Ex6

AHA: Q1 2021, Q2 2019

Afibrinogenemia, acquired
Consumption coagulopathy
COVID-19 associated diffuse or disseminated intravascular coagulopathy
Diffuse or disseminated intravascular coagulation [DIC]
Fibrinolytic hemorrhage, acquired
Fibrinolytic purpura
Purpura fulminans

Code also, if applicable, associated condition

Excludes1 *disseminated intravascular coagulation (complicating):*
abortion or ectopic or molar pregnancy (O00-O07, O08.1)
in newborn (P60)
pregnancy, childbirth and the puerperium (O45.0, O46.0, O67.0, O72.3)

D66 Hereditary factor VIII deficiency HCC MCC CC/MCC Ex6

AHA: Q4 2022

Classical hemophilia
Deficiency factor VIII (with functional defect)
Hemophilia NOS
Hemophilia A

Excludes1 *factor VIII deficiency with vascular defect (D68.0-)*

D67 Hereditary factor IX deficiency HCC MCC CC/MCC Ex6

Christmas disease
Factor IX deficiency (with functional defect)
Hemophilia B
Plasma thromboplastin component [PTC] deficiency

4th **D68 Other coagulation defects**

Excludes1 *abnormal coagulation profile NOS (R79.1)*
Excludes2 *coagulation defects complicating abortion or ectopic or molar pregnancy (O00-O07, O08.1)*
coagulation defects complicating pregnancy, childbirth and the puerperium (O45.0, O46.0, O67.0, O72.3)

5th D68.0 **Von Willebrand disease**

EXCLUDES *capillary fragility (hereditary) (D69.8)*

factor VIII deficiency NOS (D66)

factor VIII deficiency with functional defect (D66)

D68.00 **Von Willebrand disease, unspecified** CC HCC CC/MCC Exc

AHA: Q4 2022

D68.01 **Von Willebrand disease, type 1** CC HCC CC/MCC Exc

AHA: Q4 2022

Partial quantitative deficiency of von Willebrand factor

Type 1C von Willebrand disease

6th D68.02 **Von Willebrand disease, type 2**

Qualitative defects of von Willebrand factor

D68.020 **Von Willebrand disease, type 2A** CC HCC CC/MCC Exc

AHA: Q4 2022

Qualitative defects of von Willebrand factor with decreased platelet adhesion and selective deficiency of high-molecular-weight multimers

D68.021 **Von Willebrand disease, type 2B** CC HCC CC/MCC Exc

AHA: Q4 2022

Qualitative defects of von Willebrand factor with high-molecular-weight von Willebrand factor loss

Qualitative defects of von Willebrand factor with hyper-adhesive forms

Qualitative defects of von Willebrand factor with increased affinity for platelet glycoprotein Ib

D68.022 **Von Willebrand disease, type 2M** CC HCC CC/MCC Exc

AHA: Q4 2022

Qualitative defects of von Willebrand factor with defective platelet adhesion with a normal size distribution of von Willebrand factor multimers

D68.023 **Von Willebrand disease, type 2N** CC HCC CC/MCC Exc

AHA: Q4 2022

Qualitative defects of von Willebrand factor with defective von Willebrand factor to factor VIII binding

Qualitative defects of von Willebrand factor with markedly decreased affinity for factor VIII

D68.029 **Von Willebrand disease, type 2, unspecified** CC HCC CC/MCC Exc

AHA: Q4 2022

Qualitative defect in von Willebrand factor function, with no further subtyping

D68.03 **Von Willebrand disease, type 3** CC HCC CC/MCC Exc

AHA: Q4 2022

(Near) complete absence of von Willebrand factor

Total quantitative deficiency of von Willebrand factor

D68.04 **Acquired von Willebrand disease** CC HCC CC/MCC Exc

AHA: Q4 2022

Acquired von Willebrand syndrome

D68.09 **Other von Willebrand disease** CC HCC CC/MCC Exc

AHA: Q4 2022

Platelet-type von Willebrand disease

Pseudo-von Willebrand disease

Code also, if applicable, qualitative platelet defects (D69.1)

D68.1 **Hereditary factor XI deficiency** CC HCC CC/MCC Exc

Hemophilia C

Plasma thromboplastin antecedent [PTA] deficiency

Rosenthal's disease

D68.2 **Hereditary deficiency of other clotting factors** CC HCC CC/MCC Exc

AHA: Q2 2025

AC globulin deficiency

Congenital afibrinogenemia

Deficiency of factor I [fibrinogen]

Deficiency of factor II [prothrombin]

Deficiency of factor V [labile]

Deficiency of factor VII [stable]

Deficiency of factor X [Stuart-Prower]

Deficiency of factor XII [Hageman]

Deficiency of factor XIII [fibrin stabilizing]

Dysfibrinogenemia (congenital)

Hypoproconvertinemia

Owren's disease

Proaccelerin deficiency

5th D68.3 **Hemorrhagic disorder due to circulating anticoagulants**

6th D68.31 **Hemorrhagic disorder due to intrinsic circulating anticoagulants, antibodies, or inhibitors**

D68.311 **Acquired hemophilia** CC HCC CC/MCC Ex8

Autoimmune hemophilia

Autoimmune inhibitors to clotting factors

Secondary hemophilia

D68.312 **Antiphospholipid antibody with hemorrhagic disorder** CC CC/MCC Ex8

Lupus anticoagulant (LAC) with hemorrhagic disorder

Systemic lupus erythematosus [SLE] inhibitor with hemorrhagic disorder

EXCLUDES1 *antiphospholipid antibody, finding without diagnosis (R76.0)*

lupus anticoagulant (LAC) finding without diagnosis (R76.0)

systemic lupus erythematosus [SLE] inhibitor finding without diagnosis (R76.0)

EXCLUDES2 **antiphospholipid antibody syndrome (D68.61)*

**antiphospholipid antibody with hypercoagulable state (D68.61)*

**lupus anticoagulant (LAC) with hypercoagulable state (D68.62)*

**systemic lupus erythematosus [SLE] inhibitor with hypercoagulable state (D68.62)*

D68.318 **Other hemorrhagic disorder due to intrinsic circulating anticoagulants, antibodies, or inhibitors** CC CC/MCC Ex8

Antithromboplastinemia

Antithromboplastinogenemia

Hemorrhagic disorder due to intrinsic increase in antithrombin

Hemorrhagic disorder due to intrinsic increase in anti-VIIIa

Hemorrhagic disorder due to intrinsic increase in anti-IXa

Hemorrhagic disorder due to intrinsic increase in anti-XIa

D68.32 **Hemorrhagic disorder due to extrinsic circulating anticoagulants** CC CC/MCC Ex8

AHA: Q1 2021, Q1 2016

Drug-induced hemorrhagic disorder

Hemorrhagic disorder due to increase in anti-IIa

Hemorrhagic disorder due to increase in anti-Xa

Hyperheparinemia

Use additional code for adverse effect, if applicable, to identify drug (T45.515, T45.525)

D68.4 **Acquired coagulation factor deficiency** CC CC/MCC Ex6

Deficiency of coagulation factor due to liver disease

Deficiency of coagulation factor due to vitamin K deficiency

EXCLUDES1 *vitamin K deficiency of newborn (P53)*

5th D68.5 **Primary thrombophilia**

Primary hypercoagulable states

EXCLUDES1 *antiphospholipid syndrome (D68.61)*

lupus anticoagulant (D68.62)

secondary activated protein C resistance (D68.69)

secondary antiphospholipid antibody syndrome (D68.69)

secondary lupus anticoagulant with hypercoagulable state (D68.69)

secondary systemic lupus erythematosus [SLE] inhibitor with hypercoagulable state (D68.69)

systemic lupus erythematosus [SLE] inhibitor finding without diagnosis (R76.0)

systemic lupus erythematosus [SLE] inhibitor with hemorrhagic disorder (D68.312)

thrombotic thrombocytopenic purpura (M31.19)

D68.51 **Activated protein C resistance** CC CC/MCC Ex6

AHA: Q2 2025

Factor V Leiden mutation

D68.52 **Prothrombin gene mutation** CC CC/MCC Ex6

D68.59 **Other primary thrombophilia** CC CC/MCC Ex6

AHA: Q2 2021

Antithrombin III deficiency

Hypercoagulable state NOS

Primary hypercoagulable state NEC

Primary thrombophilia NEC

Protein C deficiency

Protein S deficiency

Thrombophilia NOS

D68.6 **Other thrombophilia**

Other hypercoagulable states

EXCLUDES *diffuse or disseminated intravascular coagulation [DIC] (D65)*

heparin induced thrombocytopenia (HIT) (D75.82-)

hyperhomocysteinemia (E72.11)

D68.61 **Antiphospholipid syndrome** CC CC/MCC Ex0

Anticardiolipin syndrome

Antiphospholipid antibody syndrome

EXCLUDES *anti-phospholipid antibody, finding without diagnosis (R76.0)*

EXCLUDES **anti-phospholipid antibody with hemorrhagic disorder (D68.312)*

**lupus anticoagulant syndrome (D68.62)*

D68.62 **Lupus anticoagulant syndrome** CC CC/MCC Ex0

Lupus anticoagulant

Presence of systemic lupus erythematosus [SLE] inhibitor

EXCLUDES *lupus anticoagulant (LAC) finding without diagnosis (R76.0)*

EXCLUDES **anticardiolipin syndrome (D68.61)*

**antiphospholipid syndrome (D68.61)*

**lupus anticoagulant (LAC) with hemorrhagic disorder (D68.312)*

D68.69 **Other thrombophilia** CC CC/MCC Ex0

AHA: Q2 2021

COVID-19 associated hypercoagulability

Hypercoagulable states NEC

Secondary hypercoagulable state NOS

Code also, if applicable, associated condition

D68.8 **Other specified coagulation defects** CC CC/MCC Ex0

AHA: Q1 2021

COVID-19 associated coagulopathy

Code also, if applicable, associated condition

EXCLUDES *hemorrhagic disease of newborn (P53)*

D68.9 **Coagulation defect, unspecified** CC CC/MCC Ex0

4th D69 **Purpura and other hemorrhagic conditions**

EXCLUDES *benign hypergammaglobulinemic purpura (D89.0)*
cryoglobulinemic purpura (D89.1)
essential (hemorrhagic) thrombocythemia (D47.3)
hemorrhagic thrombocythemia (D47.3)
purpura fulminans (D65)
thrombotic thrombocytopenic purpura (M31.19)
Waldenström hypergammaglobulinemic purpura (D89.0)

D69.0 **Allergic purpura** CC CC/MCC Ex0

AHA: Q3 2020

Allergic vasculitis
Nonthrombocytopenic hemorrhagic purpura
Nonthrombocytopenic idiopathic purpura
Purpura anaphylactoid
Purpura Henoch(-Schönlein)
Purpura rheumatica
Vascular purpura

EXCLUDES *thrombocytopenic hemorrhagic purpura (D69.3)*

D69.1 **Qualitative platelet defects** HCC CC/MCC Ex0

Bernard-Soulier [giant platelet] syndrome
Glanzmann's disease
Grey platelet syndrome
Thromboasthenia (hemorrhagic) (hereditary)
Thrombocytopathy

EXCLUDES *hemolytic-uremic syndrome (D59.3-)*
EXCLUDES *von Willebrand disease (D68.0-)*

D69.2 **Other nonthrombocytopenic purpura** CC/MCC Ex0

Purpura NOS
Purpura simplex
Senile purpura

D69.3 **Immune thrombocytopenic purpura** CC HCC RxHCC CC/MCC Ex0
Hemorrhagic (thrombocytopenic) purpura
Idiopathic thrombocytopenic purpura
Tidal platelet dysgenesis

5th D69.4 **Other primary thrombocytopenia**
EXCLUDES1 *transient neonatal thrombocytopenia (P61.0)*
Wiskott-Aldrich syndrome (D82.0)
D69.41 **Evans syndrome** CC HCC CC/MCC Ex0
D69.42 **Congenital and hereditary thrombocytopenia purpura** CC HCC CC/MCC Ex0
Congenital thrombocytopenia
Hereditary thrombocytopenia
Code first congenital or hereditary disorder, such as:
thrombocytopenia with absent radius (TAR syndrome) (Q87.2)
D69.49 **Other primary thrombocytopenia** HCC CC/MCC Ex0
Megakaryocytic hypoplasia
Primary thrombocytopenia NOS

5th D69.5 **Secondary thrombocytopenia**
EXCLUDES1 *heparin induced thrombocytopenia (HIT) (D75.82-)*
transient thrombocytopenia of newborn (P61.0)
D69.51 **Posttransfusion purpura** CC/MCC Ex0
Posttransfusion purpura from whole blood (fresh) or blood products
PTP
D69.59 **Other secondary thrombocytopenia** CC/MCC Ex0

D69.6 **Thrombocytopenia, unspecified** CC/MCC Ex0

D69.8 **Other specified hemorrhagic conditions** CC/MCC Ex0
Capillary fragility (hereditary)
Vascular pseudohemophilia

D69.9 **Hemorrhagic condition, unspecified** CC/MCC Ex0

Other disorders of blood and blood-forming organs (D70-D77)

4th D70 **Neutropenia**

DEFINITION: Neutropenia is an abnormally low level of neutrophils, which are a common type of white blood cell important to fight infections.

INCLUDES *agranulocytosis*
decreased absolute neutrophil count (ANC)

Use additional code for any associated:
fever (R50.81)

Code also, if applicable, mucositis (J34.81, K12.3-, K92.81, N76.81)

EXCLUDES1 *neutropenic splenomegaly (D73.81)*
transient neonatal neutropenia (P61.5)

D70.0 **Congenital agranulocytosis** HCC CC/MCC Ex0
Congenital neutropenia
Infantile genetic agranulocytosis
Kostmann's disease

D70.1 **Agranulocytosis secondary to cancer chemotherapy** CC/MCC Ex0
Code also underlying neoplasm
Use additional code for adverse effect, if applicable, to identify drug (T45.1X5)

D70.2 **Other drug-induced agranulocytosis** CC/MCC Ex0
Use additional code for adverse effect, if applicable, to identify drug (T36-T50 with fifth or sixth character 5)

D70.3 **Neutropenia due to infection** CC/MCC Ex0

D70.4 **Cyclic neutropenia** HCC CC/MCC Ex0
Cyclic hematopoiesis
Periodic neutropenia

D70.8 **Other neutropenia** CC/MCC Ex0

D70.9 **Neutropenia, unspecified** CC/MCC Ex0
AHA: Q2 2019

4th D71 **Functional disorders of polymorphonuclear neutrophils** HCC

- **D71.1 Leukocyte adhesion deficiency** CC/MCC Ex6
  - *LAD-I
  - *LAD-II
  - *LAD-III
  - *Leukocyte adhesion deficiency type I
  - *Leukocyte adhesion deficiency type II
  - *Leukocyte adhesion deficiency type III
- **D71.8 Other functional disorders of polymorphonuclear neutrophils** CC/MCC Ex6
  - *Cell membrane receptor complex [CR3] defect
  - *Chronic (childhood) granulomatous disease
  - *Congenital dysphagocytosis
  - *Progressive septic granulomatosis
- **D71.9 Functional disorders of polymorphonuclear neutrophils, unspecified** CC/MCC Ex6

4th D72 **Other disorders of white blood cells**

EXCLUDES *basophilia (D72.824)*
immunity disorders (D80-D89)
neutropenia (D70)
preleukemia (syndrome) (D46.9)

D72.0 Genetic anomalies of leukocytes HCC CC/MCC Ex6

- Alder (granulation) (granulocyte) anomaly
- Alder syndrome
- Hereditary leukocytic hypersegmentation
- Hereditary leukocytic hyposegmentation
- Hereditary leukomelanopathy
- May-Hegglin (granulation) (granulocyte) anomaly
- May-Hegglin syndrome
- Pelger-Huët (granulation) (granulocyte) anomaly
- Pelger-Huët syndrome

EXCLUDES *Chédiak (-Steinbrinck)-Higashi syndrome (E70.330)*

D72.1 **Eosinophilia**

Löffler's syndrome (J82.89)

pulmonary eosinophilia (J82.-)

D72.10 **Eosinophilia, unspecified**

AHA: Q4 2020

D72.11 **Hypereosinophilic syndrome [HES]**

D72.110 **Idiopathic hypereosinophilic syndrome [IHES]**

AHA: Q4 2020

D72.111 **Lymphocytic Variant Hypereosinophilic Syndrome [LHES]**

AHA: Q4 2020

Lymphocyte variant hypereosinophilia

Code also, if applicable, any associated lymphocytic neoplastic disorder

D72.118 **Other hypereosinophilic syndrome**

AHA: Q4 2020

Episodic angioedema with eosinophilia

Gleich's syndrome

D72.119 **Hypereosinophilic syndrome [HES], unspecified**

AHA: Q4 2020

D72.12 **Drug rash with eosinophilia and systemic symptoms syndrome**

AHA: Q4 2020

DRESS syndrome

Use additional code for adverse effect, if applicable, to identify drug (T36-T50 with fifth or sixth character 5)

D72.18 **Eosinophilia in diseases classified elsewhere**

AHA: Q4 2020

Code first underlying disease, such as:

chronic myelomonocytic leukemia (C93.1-)

D72.19 **Other eosinophilia**

AHA: Q4 2020

Familial eosinophilia

Hereditary eosinophilia

5th D72.8 **Other specified disorders of white blood cells**

EXCLUDES1 *leukemia (C91-C95)*

6th D72.81 **Decreased white blood cell count**

EXCLUDES1 *neutropenia (D70.-)*

D72.810 **Lymphocytopenia** CC/MCC Ex6

Decreased lymphocytes

D72.818 **Other decreased white blood cell count** CC/MCC Ex6

Basophilic leukopenia
Eosinophilic leukopenia
Monocytopenia
Other decreased leukocytes
Plasmacytopenia

D72.819 **Decreased white blood cell count, unspecified** CC/MCC Ex6

Decreased leukocytes, unspecified
Leukocytopenia, unspecified
Leukopenia

EXCLUDES1 *malignant leukopenia (D70.9)*

6th D72.82 **Elevated white blood cell count**

EXCLUDES1 *eosinophilia (D72.1)*

D72.820 **Lymphocytosis (symptomatic)** CC/MCC Ex6

Elevated lymphocytes

D72.821 **Monocytosis (symptomatic)** CC/MCC Ex6

EXCLUDES1 *infectious mononucleosis (B27.-)*

D72.822 **Plasmacytosis** CC/MCC Ex6

D72.823 **Leukemoid reaction** CC/MCC Ex6

Basophilic leukemoid reaction
Leukemoid reaction NOS
Lymphocytic leukemoid reaction
Monocytic leukemoid reaction
Myelocytic leukemoid reaction
Neutrophilic leukemoid reaction

D72.824 **Basophilia** CC/MCC Ex0

D72.825 **Bandemia** CC/MCC Ex0

Bandemia without diagnosis of specific infection

EXCLUDES1 *confirmed infection - code to infection*

leukemia (C91.-, C92.-, C93.-, C94.-, C95.-)

D72.828 **Other elevated white blood cell count** CC/MCC Ex0

D72.829 **Elevated white blood cell count, unspecified** CC/MCC Ex0

Elevated leukocytes, unspecified

Leukocytosis, unspecified

D72.89 **Other specified disorders of white blood cells** CC/MCC Ex0

Abnormality of white blood cells NEC

D72.9 **Disorder of white blood cells, unspecified** CC/MCC Ex0

Abnormal leukocyte differential NOS

4th D73 **Diseases of spleen**

D73.0 **Hyposplenism**

AHA: Q1 2025

Atrophy of spleen

EXCLUDES1 *asplenia (congenital) (Q89.01)*

postsurgical absence of spleen (Z90.81)

D73.1 **Hypersplenism**

EXCLUDES1 *neutropenic splenomegaly (D73.81)*

primary splenic neutropenia (D73.81)

splenitis, splenomegaly in late syphilis (A52.79)

splenitis, splenomegaly in tuberculosis (A18.85)

splenomegaly NOS (R16.1)

splenomegaly congenital (Q89.0)

D73.2 **Chronic congestive splenomegaly**

D73.3 **Abscess of spleen**

D73.4 **Cyst of spleen**

D73.5 **Infarction of spleen**

Splenic rupture, nontraumatic

Torsion of spleen

EXCLUDES1 *rupture of spleen due to Plasmodium vivax malaria (B51.0)*

traumatic rupture of spleen (S36.03-)

5th D73.8 **Other diseases of spleen**

D73.81 **Neutropenic splenomegaly** CC/MCC Ex6

Werner-Schultz disease

D73.89 **Other diseases of spleen**

Fibrosis of spleen NOS

Perisplenitis

Splenitis NOS

D73.9 **Disease of spleen, unspecified**

4th D74 **Methemoglobinemia**

DEFINITION: Methemoglobinemia is caused by elevated levels of methemoglobin, a protein in red blood cells (RBCs) that carries and distributes oxygen to the body

D74.0 Congenital **methemoglobinemia** CC CC/MCC Ex6

Congenital NADH-methemoglobin reductase deficiency

Hemoglobin-M [Hb-M] disease

Methemoglobinemia, hereditary

D74.8 **Other methemoglobinemias** CC CC/MCC Ex6

Acquired methemoglobinemia (with sulfhemoglobinemia)

Toxic methemoglobinemia

D74.9 **Methemoglobinemia, unspecified** CC CC/MCC Ex6

4th D75 **Other and unspecified diseases of blood and blood-forming organs**

EXCLUDES2 *acute lymphadenitis (L04.-)*

chronic lymphadenitis (I88.1)

enlarged lymph nodes (R59.-)

hypergammaglobulinemia NOS (D89.2)

lymphadenitis NOS (I88.9)

mesenteric lymphadenitis (acute) (chronic) (I88.0)

D75.0 **Familial erythrocytosis**

Benign polycythemia

Familial polycythemia

EXCLUDES1 *hereditary ovalocytosis (D58.1)*

D75.1 Secondary polycythemia

Acquired polycythemia
Emotional polycythemia
Erythrocytosis NOS
Hypoxemic polycythemia
Nephrogenous polycythemia
Polycythemia due to erythropoietin
Polycythemia due to fall in plasma volume
Polycythemia due to high altitude
Polycythemia due to stress
Polycythemia NOS
Relative polycythemia

EXCLUDES1 *polycythemia neonatorum (P61.1)*
polycythemia vera (D45)

5th **D75.8 Other specified diseases of blood and blood-forming organs**

D75.81 Myelofibrosis CC HCC RxHCC CC/MCC Exc

Myelofibrosis NOS
Secondary myelofibrosis NOS

Code first the underlying disorder, such as:
malignant neoplasm of breast (C50.-)

Use additional code, if applicable, for associated therapy-related myelodysplastic syndrome (D46.-)

Use additional code for adverse effect, if applicable, to identify drug (T45.1X5)

EXCLUDES1 *acute myelofibrosis (C94.4-)*
idiopathic myelofibrosis (D47.1)
leukoerythroblastic anemia (D61.82)
myelofibrosis with myeloid metaplasia (D47.4)
myelophthisic anemia (D61.82)
myelophthisis (D61.82)
primary myelofibrosis (D47.1)

6th D75.82 **Heparin induced thrombocytopenia (HIT)**

Use additional code, if applicable, for adverse effect of heparin (T45.515-)

D75.821 **Non-immune heparin-induced thrombocytopenia** CC/MCC Ex0

AHA: Q4 2022

Non-immune HIT

Type 1 heparin-induced thrombocytopenia

D75.822 **Immune- mediated heparin-induced thrombocytopenia** CC/MCC Ex0

AHA: Q4 2022

Immune-mediated HIT

Type 2 heparin-induced thrombocytopenia

D75.828 **Other heparin-induced thrombocytopenia syndrome** CC/MCC Ex0

AHA: Q4 2022

Autoimmune heparin-induced thrombocytopenia syndrome

Delayed-onset heparin-induced thrombocytopenia

Persisting heparin-induced thrombocytopenia

D75.829 **Heparin-induced thrombocytopenia, unspecified** CC/MCC Ex0

AHA: Q4 2022

6th D75.83 **Thrombocytosis**

Excludes *essential thrombocythemia (D47.3)*

D75.838 **Other thrombocytosis** CC/MCC Ex0

Reactive thrombocytosis

Secondary thrombocytosis

Code also underlying condition, if known and applicable

D75.839 **Thrombocytosis, unspecified** CC/MCC Ex0

Thrombocythemia NOS

Thrombocytosis NOS

D75.84 **Other platelet-activating anti-PF4 disorders** HCC CC/MCC Ex0

AHA: Q4 2022

Spontaneous heparin-induced thrombocytopenia syndrome (without heparin exposure)

Thrombosis with thrombocytopenia syndrome

Vaccine-induced thrombotic thrombocytopenia

Use additional code, if applicable, for adverse effect of other viral vaccine (T50.B95-)

D75.89 **Other specified diseases of blood and blood-forming organs** CC/MCC Ex0

D75.9 **Disease of blood and blood-forming organs, unspecified** CC/MCC Ex0

D75.A **Glucose-6-phosphate dehydrogenase (G6PD) deficiency without anemia** CC/MCC Ex0

AHA: Q4 2019

Excludes1 *glucose-6-phosphate dehydrogenase (G6PD) deficiency with anemia (D55.0)*

4th D76 **Other specified diseases with participation of lymphoreticular and reticulohistiocytic tissue**

Excludes1 *(Abt-) Letterer-Siwe disease (C96.0)*
eosinophilic granuloma (C96.6)
Hand-Schüller-Christian disease (C96.5)
histiocytic medullary reticulosis (C96.9)
histiocytic sarcoma (C96.A)
histiocytosis X, multifocal (C96.5)
histiocytosis X, unifocal (C96.6)
Langerhans-cell histiocytosis, multifocal (C96.5)
Langerhans-cell histiocytosis NOS (C96.6)
Langerhans-cell histiocytosis, unifocal (C96.6)
leukemic reticuloendotheliosis (C91.4-)
lipomelanotic reticulosis (I89.8)
malignant histiocytosis (C96.A)
malignant reticulosis (C86.0)
nonlipid reticuloendotheliosis (C96.0)

D76.1 **Hemophagocytic lymphohistiocytosis** CC HCC CC/MCC Ex0

Familial hemophagocytic reticulosis
Histiocytoses of mononuclear phagocytes

D76.2 **Hemophagocytic syndrome, infection-associated** CC CC/MCC Ex0

Use additional code to identify infectious agent or disease.

D76.3 **Other histiocytosis syndromes** CC HCC CC/MCC Ex0

Reticulohistiocytoma (giant-cell)
Sinus histiocytosis with massive lymphadenopathy
Xanthogranuloma

D77 **Other disorders of blood and blood-forming organs in diseases classified elsewhere**

Code first underlying disease, such as:

amyloidosis (E85.-)

congenital early syphilis (A50.0-)

echinococcosis (B67.0-B67.9)

malaria (B50.0-B54)

schistosomiasis [bilharziasis] (B65.0-B65.9)

vitamin C deficiency (E54)

EXCLUDES *rupture of spleen due to Plasmodium vivax malaria (B51.0)*

splenitis, splenomegaly in late syphilis (A52.79)

splenitis, splenomegaly in tuberculosis (A18.85)

Intraoperative and postprocedural complications of the spleen (D78)

4th D78 **Intraoperative and postprocedural complications of the spleen**

5th D78.0 **Intraoperative hemorrhage and hematoma of the spleen complicating a procedure**

EXCLUDES *intraoperative hemorrhage and hematoma of the spleen due to accidental puncture or laceration during a procedure (D78.1-)*

D78.01 **Intraoperative hemorrhage and hematoma of the spleen complicating a procedure on the spleen** CC CC/MCC Ex0

D78.02 **Intraoperative hemorrhage and hematoma of the spleen complicating other procedure** CC CC/MCC Ex0

5th D78.1 **Accidental puncture and laceration of the spleen during a procedure**

D78.11 **Accidental puncture and laceration of the spleen during a procedure on the spleen** CC CC/MCC Ex0

D78.12 **Accidental puncture and laceration of the spleen during other procedure** CC CC/MCC Ex0

AHA: Q1 2022

5th D78.2 **Postprocedural hemorrhage of the spleen following a procedure**

D78.21 **Postprocedural hemorrhage of the spleen following a procedure on the spleen** CC CC/MCC Ex0

D78.22 **Postprocedural hemorrhage of the spleen following other procedure** CC CC/MCC Ex0

5th D78.3 **Postprocedural hematoma and seroma of the spleen following a procedure**

D78.31 **Postprocedural hematoma of the spleen following a procedure on the spleen** CC CC/MCC Ex0

D78.32 **Postprocedural hematoma of the spleen following other procedure** CC CC/MCC Ex0

D78.33 **Postprocedural seroma of the spleen following a procedure on the spleen** CC CC/MCC Ex0

D78.34 **Postprocedural seroma of the spleen following other procedure** CC CC/MCC Ex0

5th D78.8 **Other intraoperative and postprocedural complications of the spleen**

Use additional code, if applicable, to further specify disorder

D78.81 **Other intraoperative complications of the spleen** CC CC/MCC Ex0

D78.89 **Other postprocedural complications of the spleen** CC CC/MCC Ex0

Certain disorders involving the immune mechanism (D80-D89)

INCLUDES *defects in the complement system*
immunodeficiency disorders, except human immunodeficiency virus [HIV] disease
sarcoidosis

EXCLUDES1 *autoimmune disease (systemic) NOS (M35.9)*
functional disorders of polymorphonuclear neutrophils ▶(D71-)◀
human immunodeficiency virus [HIV] disease (B20)

4th D80 **Immunodeficiency with predominantly antibody defects**

D80.0 **Hereditary hypogammaglobulinemia** CC HCC RxHCC CC/MCC Exp
Autosomal recessive agammaglobulinemia (Swiss type)
X-linked agammaglobulinemia [Bruton] (with growth hormone deficiency)

D80.1 **Nonfamilial hypogammaglobulinemia** CC RxHCC CC/MCC Exp
Agammaglobulinemia with immunoglobulin-bearing B-lymphocytes
Common variable agammaglobulinemia [CVAgamma]
Hypogammaglobulinemia NOS

D80.2 **Selective deficiency of immunoglobulin A [IgA]** CC HCC RxHCC CC/MCC Exp

D80.3 **Selective deficiency of immunoglobulin G [IgG] subclasses** CC HCC RxHCC CC/MCC Exp

D80.4 **Selective deficiency of immunoglobulin M [IgM]** CC HCC RxHCC CC/MCC Exp

D80.5 **Immunodeficiency with increased immunoglobulin M [IgM]** CC HCC RxHCC CC/MCC Exp

D80.6 **Antibody deficiency with near-normal immunoglobulins or with hyperimmunoglobulinemia** CC RxHCC CC/MCC Exp

D80.7 **Transient hypogammaglobulinemia of infancy** CC RxHCC CC/MCC Exp

D80.8 **Other immunodeficiencies with predominantly antibody defects** CC RxHCC CC/MCC Exp
Kappa light chain deficiency

D80.9 **Immunodeficiency with predominantly antibody defects, unspecified** CC RxHCC CC/MCC Exp

4th D81 **Combined immunodeficiencies**

EXCLUDES1 *autosomal recessive agammaglobulinemia (Swiss type) (D80.0)*

D81.0 **Severe combined immunodeficiency [SCID] with reticular dysgenesis** CC HCC RxHCC CC/MCC Exp

D81.1 **Severe combined immunodeficiency [SCID] with low T- and B-cell numbers** CC HCC RxHCC CC/MCC Exp

D81.2 **Severe combined immunodeficiency [SCID] with low or normal B-cell numbers** CC HCC RxHCC CC/MCC Exp

5th D81.3 Adenosine deaminase [ADA] deficiency

D81.30 Adenosine deaminase deficiency, unspecified CC HCC RxHCC CC/MCC Exc

AHA: Q4 2019

ADA deficiency NOS

D81.31 Severe combined immunodeficiency due to adenosine deaminase deficiency CC HCC RxHCC CC/MCC Exc

AHA: Q4 2019

ADA deficiency with SCID

Adenosine deaminase [ADA] deficiency with severe combined immunodeficiency

D81.32 Adenosine deaminase 2 deficiency CC HCC RxHCC CC/MCC Exc

AHA: Q4 2019

ADA2 deficiency

Adenosine deaminase deficiency type 2

Code also, if applicable, any associated manifestations, such as:

polyarteritis nodosa (M30.0)

stroke (I63.-)

D81.39 Other adenosine deaminase deficiency CC HCC RxHCC CC/MCC Exc

AHA: Q4 2019

Adenosine deaminase [ADA] deficiency type 1, NOS

Adenosine deaminase [ADA] deficiency type 1, without SCID

Adenosine deaminase [ADA] deficiency type 1, without severe combined immunodeficiency

Partial ADA deficiency (type 1)

Partial adenosine deaminase deficiency (type 1)

D81.4 Nezelof's syndrome CC HCC RxHCC CC/MCC Exc

D81.5 Purine nucleoside phosphorylase [PNP] deficiency CC HCC RxHCC CC/MCC Exc

D81.6 Major histocompatibility complex class I deficiency CC HCC RxHCC CC/MCC Exc

Bare lymphocyte syndrome

D81.7 Major histocompatibility complex class II deficiency CC HCC RxHCC CC/MCC Exc

5th D81.8 **Other combined immunodeficiencies**

6th D81.81 **Biotin-dependent carboxylase deficiency**

Multiple carboxylase deficiency

EXCLUDES *biotin-dependent carboxylase deficiency due to dietary deficiency of biotin (E53.8)*

D81.810 **Biotinidase deficiency** CC/MCC Ex0

D81.818 **Other biotin-dependent carboxylase deficiency** CC/MCC Ex0

Holocarboxylase synthetase deficiency

Other multiple carboxylase deficiency

D81.819 **Biotin-dependent carboxylase deficiency, unspecified** CC/MCC Ex0

Multiple carboxylase deficiency, unspecified

D81.82 **Activated Phosphoinositide 3-kinase Delta Syndrome [APDS]** CC HCC RxHCC CC/MCC Ex0

AHA: Q4 2022

p110d-activating mutation causing senescent T cells, lymphadenopathy, and immunodeficiency [PASLI] disease

Code also, if applicable, any associated manifestations, such as:

bronchiectasis (J47.-)

herpes virus infections (B00.-)

other acute respiratory tract infections (J00-J06; J20-J22)

other infections (A00-B99)

pneumonia (J12-J18)

D81.89 **Other combined immunodeficiencies** CC HCC RxHCC CC/MCC Ex0

D81.9 **Combined immunodeficiency, unspecified** CC HCC RxHCC CC/MCC Ex0

Severe combined immunodeficiency disorder [SCID] NOS

4th D82 **Immunodeficiency associated with other major defects**

EXCLUDES *ataxia telangiectasia [Louis-Bar] (G11.3)*

D82.0 **Wiskott-Aldrich syndrome** CC HCC RxHCC CC/MCC Ex0

Immunodeficiency with thrombocytopenia and eczema

D82.1 **Di George's syndrome** CC HCC RxHCC CC/MCC Ex0

AHA: Q3 2019

Pharyngeal pouch syndrome

Thymic alymphoplasia

Thymic aplasia or hypoplasia with immunodeficiency

D82.2 **Immunodeficiency with short-limbed stature** RxHCC CC/MCC Ex0

D82.3 **Immunodeficiency following hereditary defective response to Epstein-Barr virus** RxHCC CC/MCC Ex0

X-linked lymphoproliferative disease

D82.4 **Hyperimmunoglobulin E [IgE] syndrome** RxHCC CC/MCC Ex0

D82.8 **Immunodeficiency associated with other specified major defects** RxHCC CC/MCC Ex0

D82.9 **Immunodeficiency associated with major defect, unspecified** RxHCC CC/MCC Ex0

4th D83 **Common variable immunodeficiency**

D83.0 **Common variable immunodeficiency with predominant abnormalities of B-cell numbers and function** CC HCC RxHCC CC/MCC Ex0

D83.1 **Common variable immunodeficiency with predominant immunoregulatory T-cell disorders** CC HCC RxHCC CC/MCC Ex0

D83.2 **Common variable immunodeficiency with autoantibodies to B- or T-cells** CC HCC RxHCC CC/MCC Ex0

D83.8 **Other common variable immunodeficiencies** CC HCC RxHCC CC/MCC Ex0

D83.9 **Common variable immunodeficiency, unspecified** CC HCC RxHCC CC/MCC Ex0

4th D84 **Other immunodeficiencies**

D84.0 **Lymphocyte function antigen-1 [LFA-1] defect** RxHCC CC/MCC Ex0

D84.1 **Defects in the complement system** HCC RxHCC CC/MCC Ex0

C1 esterase inhibitor [C1-INH] deficiency

5th D84.8 **Other specified immunodeficiencies**

D84.81 **Immunodeficiency due to conditions classified elsewhere** CC RxHCC CC/MCC Ex0

AHA: Q4 2020

Code first underlying condition, such as:

chromosomal abnormalities (Q90-Q99)

diabetes mellitus (E08-E13)

malignant neoplasms (C00-C96)

Excludes1 *certain disorders involving the immune mechanism (D80-D83, D84.0, D84.1, D84.9)*

human immunodeficiency virus [HIV] disease (B20)

6th D84.82 **Immunodeficiency due to drugs and external causes**

D84.821 **Immunodeficiency due to drugs** CC RxHCC CC/MCC Ex0

AHA: Q4 2020

Immunodeficiency due to (current or past) medication

Use additional code for adverse effect if applicable, to identify adverse effect of drug (T36-T50 with fifth or six character 5)

Use additional code, if applicable, for associated long term (current) drug therapy drug or medication such as:

long term (current) drug therapy systemic steroids (Z79.52)

other long term (current) drug therapy (Z79.899)

D84.822 **Immunodeficiency due to external causes** CC RxHCC CC/MCC Ex0

AHA: Q4 2020

Code also, if applicable, radiological procedure and radiotherapy (Y84.2)

Use additional code for external cause such as:

exposure to ionizing radiation (W88)

D84.89 **Other immunodeficiencies** CC RxHCC CC/MCC Ex0

AHA: Q4 2020

D84.9 **Immunodeficiency, unspecified** CC RxHCC CC/MCC Ex0

Immunocompromised NOS

Immunodeficient NOS

Immunosuppressed NOS

4th D86 **Sarcoidosis**

DEFINITION: Sarcoidosis is a rare condition in which immune cells form granulomas (lumps) in the bodies organs, but most often in the lungs and lymph nodes of the chest.

D86.0 **Sarcoidosis of lung** RxHCC

D86.1 **Sarcoidosis of lymph nodes**

D86.2 **Sarcoidosis of lung with sarcoidosis of lymph nodes** RxHCC

D86.3 **Sarcoidosis of skin** HCC

5th D86.8 **Sarcoidosis of other sites**

D86.81 **Sarcoid meningitis**

D86.82 **Multiple cranial nerve palsies in sarcoidosis** RxHCC

D86.83 **Sarcoid iridocyclitis**

D86.84 **Sarcoid pyelonephritis**

Tubulo-interstitial nephropathy in sarcoidosis

D86.85 **Sarcoid myocarditis**

D86.86 **Sarcoid arthropathy** HCC

Polyarthritis in sarcoidosis

D86.87 **Sarcoid myositis** HCC

D86.89 **Sarcoidosis of other sites**

Hepatic granuloma

Uveoparotid fever [Heerfordt]

D86.9 **Sarcoidosis, unspecified**

4th D89 **Other disorders involving the immune mechanism, not elsewhere classified**

excludes1 *hyperglobulinemia NOS (R77.1)*

monoclonal gammopathy (of undetermined significance) (D47.2)

excludes2 *transplant failure and rejection (T86.-)*

D89.0 **Polyclonal hypergammaglobulinemia** RxHCC CC/MCC Ex0

Benign hypergammaglobulinemic purpura

Polyclonal gammopathy NOS

D89.1 **Cryoglobulinemia** RxHCC CC/MCC Ex0

Cryoglobulinemic purpura

Cryoglobulinemic vasculitis

Essential cryoglobulinemia

Idiopathic cryoglobulinemia

Mixed cryoglobulinemia

Primary cryoglobulinemia

Secondary cryoglobulinemia

D89.2 **Hypergammaglobulinemia, unspecified** CC/MCC Ex0

D89.3 **Immune reconstitution syndrome** RxHCC CC/MCC Ex0

Immune reconstitution inflammatory syndrome [IRIS]

Use additional code for adverse effect, if applicable, to identify drug (T36-T50 with fifth or sixth character 5)

D89.4 **Mast cell activation syndrome and related disorders**

EXCLUDES1 *aggressive systemic mastocytosis (C96.21)*
congenital cutaneous mastocytosis (Q82.2)
(non-congenital) cutaneous mastocytosis (D47.01)
(indolent) systemic mastocytosis (D47.02)
malignant mast cell neoplasm (C96.2-)
malignant mastocytoma (C96.29)
mast cell leukemia (C94.3-)
mast cell sarcoma (C96.22)
mastocytoma NOS (D47.09)
other mast cell neoplasms of uncertain behavior (D47.09)
systemic mastocytosis associated with a clonal hematologic non-mast cell lineage disease (SM-AHNMD) (D47.02)

D89.40 **Mast cell activation, unspecified** RxHCC CC/MCC Ex0

AHA: Q4 2016

Mast cell activation disorder, unspecified
Mast cell activation syndrome, NOS

D89.41 **Monoclonal mast cell activation syndrome** RxHCC CC/MCC Ex0

AHA: Q4 2016

D89.42 **Idiopathic mast cell activation syndrome** RxHCC CC/MCC Ex0

AHA: Q4 2016

D89.43 **Secondary mast cell activation** RxHCC CC/MCC Ex0

AHA: Q4 2016

Secondary mast cell activation syndrome

Code also underlying etiology, if known

D89.44 **Hereditary alpha tryptasemia** RxHCC

Use additional code, if applicable, for:

allergy status, other than to drugs and biological substances (Z91.0-)
personal history of anaphylaxis (Z87.892)

D89.49 **Other mast cell activation disorder** RxHCC CC/MCC Ex0

AHA: Q4 2016

Other mast cell activation syndrome

D89.8 **Other specified disorders involving the immune mechanism, not elsewhere classified**

D89.81 **Graft-versus-host disease**

Code first underlying cause, such as:

complications of transplanted organs and tissue (T86.-)

complications of blood transfusion (T80.89)

Use additional code to identify associated manifestations, such as:

desquamative dermatitis (L30.8)

diarrhea (R19.7)

elevated bilirubin (R17)

hair loss (L65.9)

D89.810 **Acute graft-versus-host disease** CC HCC RxHCC PDxIn CC/MCC Exc

D89.811 **Chronic graft-versus-host disease** CC HCC RxHCC PDxIn CC/MCC Exc

AHA: Q3 2023

D89.812 **Acute on chronic graft-versus-host disease** CC HCC RxHCC PDxIn CC/MCC Exc

D89.813 **Graft-versus-host disease, unspecified** CC HCC RxHCC PDxIn CC/MCC Exc

D89.82 **Autoimmune lymphoproliferative syndrome [ALPS]** CC/MCC Exc

D89.83 **Cytokine release syndrome**

Code first underlying cause, such as:

complications following infusion, transfusion and therapeutic injection (T80.89-)

complications of transplanted organs and tissue (T86.-)

Use additional code for adverse effect, if applicable, to identify immune checkpoint inhibitors and immunostimulant drugs (T45.AX5)

Use additional code to identify associated manifestations

D89.831 **Cytokine release syndrome, grade 1** PDxIn

AHA: Q4 2020

D89.832 **Cytokine release syndrome, grade 2** PDxIn

AHA: Q4 2020

D89.833 **Cytokine release syndrome, grade 3** CC PDxIn

AHA: Q4 2020

D89.834 **Cytokine release syndrome, grade 4** CC PDxIn

AHA: Q4 2020

D89.835 **Cytokine release syndrome, grade 5** CC PDxIn

AHA: Q4 2020

D89.839 **Cytokine release syndrome, grade unspecified** PDxIn

AHA: Q4 2020

D89.84 **IgG4-related disease** HCC RxHCC CC/MCC Ex6

Immunoglobulin G4-related disease

D89.89 **Other specified disorders involving the immune mechanism, not elsewhere classified** RxHCC CC/MCC Ex6

EXCLUDES1 *human immunodeficiency virus disease (B20)*

D89.9 **Disorder involving the immune mechanism, unspecified** RxHCC CC/MCC Ex6

AHA: Q3 2015

Immune disease NOS

Chapter 4: Endocrine, Nutritional and Metabolic Diseases (E00-E89)

Chapter-Specific Coding Guidelines

I.C.4. Chapter 4: Endocrine, Nutritional, and Metabolic Diseases (E00-E89)

a. Diabetes mellitus

The diabetes mellitus codes are combination codes that include the type of diabetes mellitus, the body system affected, and the complications affecting that body system. As many codes within a particular category as are necessary to describe all of the complications of the disease may be used. They should be sequenced based on the reason for a particular encounter. Assign as many codes from categories E08 – E13 as needed to identify all of the associated conditions that the patient has.

1) Type of diabetes

The age of a patient is not the sole determining factor, though most type 1 diabetics develop the condition before reaching puberty. For this reason type 1 diabetes mellitus is also referred to as juvenile diabetes.

(a) Presymptomatic Type 1 Diabetes Mellitus

Codes E10.A-, Type 1 diabetes mellitus, presymptomatic, are assigned for early-stage type 1 diabetes that predates the onset of symptoms.

(b) *Type 2 diabetes mellitus in remission*

Code E11.A, Type 2 diabetes mellitus without complications in remission, is assigned based on provider documentation that the diabetes mellitus is in remission. If the documentation is unclear as to whether the Type 2 diabetes mellitus has achieved remission, the provider should be queried. For example, the term "resolved" is not synonymous with remission.

2) Type of diabetes mellitus not documented

If the type of diabetes mellitus is not documented in the medical record the default is E11.-, Type 2 diabetes mellitus.

3) Diabetes mellitus and the use of insulin, oral hypoglycemics, and injectable non-insulin drugs

If the documentation in a medical record does not indicate the type of diabetes but does indicate that the patient uses insulin, code E11-, Type 2 diabetes mellitus, should be assigned. Additional code(s) should be assigned from category Z79 to identify the long-term (current) use of insulin, oral hypoglycemic drugs, or injectable non-insulin antidiabetic, as follows:

If the patient is treated with both oral hypoglycemic drugs and insulin, both code Z79.4, Long term (current) use of insulin, and code Z79.84, Long term (current) use of oral hypoglycemic drugs, should be assigned.

If the patient is treated with both insulin and an injectable non-insulin antidiabetic drug, assign codes Z79.4, Long term (current) use of insulin, and Z79.85, Long-term (current) use of injectable non-insulin antidiabetic drugs.

If the patient is treated with both oral hypoglycemic drugs and an injectable non-insulin antidiabetic drug, assign codes Z79.84, Long term (current) use of oral hypoglycemic drugs, and Z79.85, Long-term (current) use of injectable non-insulin antidiabetic drugs.

Code Z79.4 should not be assigned if insulin is given temporarily to bring a type 2 patient's blood sugar under control during an encounter.

4) Diabetes mellitus in pregnancy and gestational diabetes

See Section I.C.15. Diabetes mellitus in pregnancy.

See Section I.C.15. Gestational (pregnancy induced) diabetes.

5) **Complications due to insulin pump malfunction**

(a) **Underdose of insulin due to insulin pump failure**

An underdose of insulin due to an insulin pump failure should be assigned to a code from subcategory T85.6, Mechanical complication of other specified internal and external prosthetic devices, implants and grafts, that specifies the type of pump malfunction, as the principal or first-listed code, followed by code T38.3X6-, Underdosing of insulin and oral hypoglycemic [antidiabetic] drugs. Additional codes for the type of diabetes mellitus and any associated complications due to the underdosing should also be assigned.

(b) **Overdose of insulin due to insulin pump failure**

The principal or first-listed code for an encounter due to an insulin pump malfunction resulting in an overdose of insulin, should also be T85.6-, Mechanical complication of other specified internal and external prosthetic devices, implants and grafts, followed by code T38.3X1-, Poisoning by insulin and oral hypoglycemic [antidiabetic] drugs, accidental (unintentional).

6) **Secondary diabetes mellitus**

Codes under categories E08, Diabetes mellitus due to underlying condition, E09, Drug or chemical induced diabetes mellitus, and E13, Other specified diabetes mellitus, identify complications/manifestations associated with secondary diabetes mellitus. Secondary diabetes is always caused by another condition or event (e.g., cystic fibrosis, malignant neoplasm of pancreas, pancreatectomy, adverse effect of drug, or poisoning).

(a) **Secondary diabetes mellitus and the use of insulin, oral hypoglycemic drugs, or injectable non-insulin drugs**

For patients with secondary diabetes mellitus who routinely use insulin, oral hypoglycemic drugs, or injectable non-insulin drugs, additional code(s) from category Z79 should be assigned to identify the long-term (current) use of insulin, oral hypoglycemic drugs, or non-injectable non-insulin drugs as follows:

If the patient is treated with both oral hypoglycemic drugs and insulin, both code Z79.4, Long term (current) use of insulin, and code Z79.84, Long term (current) use of oral hypoglycemic drugs, should be assigned.

If the patient is treated with both insulin and an injectable non- insulin antidiabetic drug, assign codes Z79.4, Long- term (current) use of insulin, and Z79.85, Long-term (current) use of injectable non-insulin antidiabetic drugs.

If the patient is treated with both oral hypoglycemic drugs and an injectable non-insulin antidiabetic drug, assign codes Z79.84, Long-term (current) use of oral hypoglycemic drugs, and Z79.85, Long-term (current) use of injectable non-insulin antidiabetic drugs.

Code Z79.4 should not be assigned if insulin is given temporarily to bring a secondary diabetic patient's blood sugar under control during an encounter.

(b) **Assigning and sequencing secondary diabetes codes and its causes**

The sequencing of the secondary diabetes codes in relationship to codes for the cause of the diabetes is based on the Tabular List instructions for categories E08, E09 and E13.

(i) **Secondary diabetes mellitus due to pancreatectomy**

For postpancreatectomy diabetes mellitus (lack of insulin due to the surgical removal of all or part of the pancreas), assign code E89.1, Postprocedural hypoinsulinemia. Assign a code from category E13 as the principal or first- listed diagnosis and a code from subcategory Z90.41, Acquired absence of pancreas, as **an** additional code.

(ii) **Secondary diabetes due to drugs**

Secondary diabetes may be caused by an adverse effect of correctly administered medications, poisoning or sequela of poisoning.

See section I.C.19.e. for coding of adverse effects and poisoning, and section I.C.20 for external cause code reporting.

b. Obesity

The obesity codes in category E66, Overweight and obesity, include codes related to the cause of obesity, such as drug-induced obesity (E66.1), and codes related to effects of obesity, such as code E66.2, Morbid (severe) obesity with alveolar hypoventilation. There are other codes related to obesity in other categories of the classification, such as E88.82, Obesity due to disruption of MC4R pathway; and codes in fifth character subcategory O99.21, Obesity complicating pregnancy, childbirth, and the puerperium.

1) **Obesity class**

The obesity class codes in subcategory E66.81, Obesity class, require a fifth character to convey the severity of obesity. The obesity class should be documented in the medical record by the provider for these codes to be assigned. The obesity class codes can be reported with other obesity codes in the classification found in Chapters 4 and 15 to fully describe the condition. However, if both class 3 obesity and morbid obesity are documented, only a code for class 3 obesity should be assigned as it is more specific.

Anatomy of the Endocrine System

Introduction

The endocrine system is a series of ductless glands that secrete hormones directly into the blood. These hormones target specific organs and help the body to maintain homeostasis.

1. An Outline of the Endocrine System

a) The endocrine system (Figure 4.a) is primarily responsible for maintaining the body's homeostasis through various hormones.
b) The endocrine system is based on the ductless endocrine glands that secrete their hormones directly into the blood stream. These hormones are further carried to the target organs through the blood stream.
c) The pituitary gland (or hypophysis) is regarded as the master gland of the endocrine system. This gland is monitored and controlled by the hypothalamus of the brain.

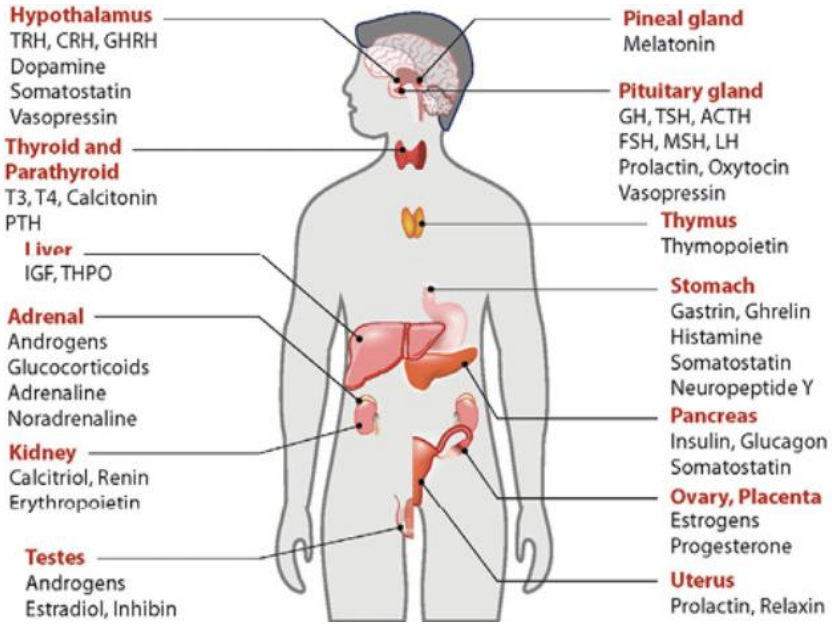

Figure 4.a Endocrine System Anatomy and Hormones

2. The Endocrine Hormones

a) The names of various endocrine hormones of the body are as follows:
   i) epinephrine
   ii) norepinephrine
   iii) oxytocin
   iv) vasopressin
   v) insulin
   vi) growth hormone
   vii) cortisol
   viii) estrogen
   ix) testosterone

b) The hormones monitor and control the processes of cellular respiration, growth, reproduction and electrolyte balances of the body. They also regulate the reproductive cycles, growth and the secretion of other hormones.

3. The Hypothalamus (of the Brain)

a) The hypothalamus controls the secretions of the pituitary gland.
b) The hypothalamus controls and monitors the secretions of the endocrine system.
c) The endocrine system can influence the functions of the hypothalamus via negative feedback mechanisms.

4. The Major Endocrine Glands

a) The names of the major endocrine glands are as follows:
   i) anterior pituitary gland
   ii) posterior pituitary gland
   iii) pineal gland
   iv) thyroid gland
   v) parathyroid gland
   vi) thymus
   vii) adrenal gland
   viii) pancreatic islets
   ix) ovaries
   x) testes

5. The Anatomy of the Anterior Pituitary Gland

The anterior pituitary gland is constituted by the glandular epithelium and generates the following hormones, which are listed below:

a) **Growth Hormone**
The growth hormone stimulates cell metabolism and growth of bones and muscles.

b) **Thyroid Stimulating Hormone (TSH)**
The TSH stimulates the thyroid gland for the production of T3, T4 and calcitonin hormones.

c) **Adrenocorticotropic Hormone (ACTH)**
The ACTH stimulates the adrenal cortex for the secretion of the hormone cortisol.

d) **Melanocyte Stimulating Hormone (MSH)**
The MSH stimulates melanocytes for the production of melanin, which causes darkening of the skin.

e) **Luteinizing Hormone (LH)**
The LH stimulates the production of testosterone in males and progesterone in females.

f) **Prolactin**
The Prolactin provides stimulation for milk production in the mammary glands of female after child birth.

6. The Anatomy of the Posterior Pituitary Gland

The posterior pituitary gland is also known as neurohypophysis. It is made up of the posterior lobe of the pituitary gland. The hormones of the posterior pituitary gland are listed below:

a) **Antidiuretic Hormone (ADH)/Vasopressin**
Function of vasopressin is to enhance water re-absorption in the kidney tubules. Deficiency of vasopressin can cause Diabetes insipidus.

b) **Oxytocin**
Oxytocin facilitates childbirth by causing the contraction of uterine smooth muscles. It also facilitates lactation by causing constriction of the mammary glands during breastfeeding.

7. The Anatomy of the Thyroid Gland

a) The thyroid gland is located below the thyroid cartilage in the neck region. It is one of the largest endocrine glands in the body.
b) The overactive thyroid gland causes excessive secretion of thyroid hormone or hyperthyroidism.
c) The underactive thyroid gland causes a condition of lack of thyroid hormone, which is known as the hypothyroidism.
d) The hormone calcitonin is secreted by the extrafollicular cells of the thyroid gland. It causes an increased excretion of the calcium and phosphate ions via the kidneys.

8. The Anatomy of the Parathyroid Glands

a) The parathyroid glands are four in number and remain embedded in the posterior surface of the thyroid gland in the neck region. These glands secrete parathyroid hormone or parathormone (PTH).
b) PTH stimulates the bone cells to release calcium and phosphate into the blood stream.
c) A deficiency of PTH causes hypoparathyroidism.
d) The high levels of PTH can result in the condition of hyperparathyroidism.

9. The Anatomy of Adrenal Glands

a) The adrenal (or suprarenal) glands are located on top of each kidney.
b) The adrenal gland is divided into the following components:
   i) adrenal medulla (or the inner portion)
   ii) adrenal cortex (or the outer portion)
c) The hormones epinephrine (or adrenalin) and norepinephrine (or noradrenalin) are produced by the adrenal medulla.
d) The adrenal cortex is divided into the following three layers:
   i) outer layer of adrenal cortex secretes aldosterone, which is a mineralocorticoid hormone and regulates sodium reabsorption and potassium excretion by the kidney.
   ii) hormone cortisol (or hydrocortisone) is secreted by the middle layer of adrenal cortex. It stimulates the liver to manufacture glucose from the circulating amino acids. The cortisol also possesses anti-inflammatory properties.

iii) adrenal male sex hormones (or androgens) are produced by the inner layer of the adrenal cortex. These hormones enhance the male sex characteristics. The androgens are also the precursors of all estrogens (or the female sex hormones) and stimulate the female sex drive. Testosterone is the primary and most well-known androgen.

e) A deficit of adrenal cortex hormones causes Addison's disease.
f) An increased secretion of adrenal cortex causes Cushing's syndrome.

10. The Anatomy of the Pancreas

a) The pancreas is a glandular organ of both digestive and endocrine systems.
b) The islets of Langerhans of pancreas constitute its endocrine portion, and produce insulin and glucagon hormones for the regulation of blood glucose levels.
c) The blood glucose concentration is regulated by the negative feedback mechanism.
d) The clinical abnormality of diabetes mellitus is caused by the insufficient production of insulin.

11. The Anatomy of the Testes and Ovaries

a) Each of the two testes is the component of the reproductive and endocrine systems and produces the male sex hormone, testosterone.
b) Testosterone is responsible for the development of secondary male sex characteristics, which include facial and chest hairs, narrow hips, broad shoulders and deep voice.
c) Each of the two ovaries is an ovum-producing reproductive organ and secretes estrogen and progesterone, which are the female sex hormones.
d) Estrogen and progesterone are responsible for the development of the female reproductive organs and the development of secondary female sex characteristics, which include the fat deposition on thighs, hips and legs, high-pitched voice, broad hips and breast enlargement.

12. The Anatomy of the Thymus Gland

a) The thymus gland is regarded as a specialized organ of the immune system that produces the hormone thymosin.
b) Thymosin stimulates the production of the T-lymphocyte white blood cells (or T cells) that are critical cells of the adaptive immune system and protect the body against the invasion of foreign microbes.

13. The Anatomy of the Pineal Gland

a) The pineal gland is also known as the pineal body, epiphysis cerebri or epiphysis. It is a small endocrine gland located near the thalamus inside the human brain.
b) The pineal gland secretes the following hormones:
   i) melatonin, which regulates the body rhythms (wake and sleep patterns) and inhibits the functions of the reproductive system.
   ii) serotonin, which acts as a neurotransmitter and vasoconstrictor.

Common Pathologies

Adrenal Insufficiency
This is a condition in which the production of steroid hormones such as cortisol and aldosterone becomes low. Symptoms include fatigue, stomach upset, dehydration, and skin changes. Addison's disease is a type of adrenal insufficiency.

Cushing's Syndrome
This is a condition in which overproduction of a pituitary gland hormone (ACTH) leads to an overactive adrenal gland. A similar condition called Cushing's disease may occur in people, particularly children, who take high doses of corticosteroid medications.

Gigantism (acromegaly) and other growth hormone problems
This is a condition in which, if the pituitary gland produces too much growth hormone, a child's bones and body parts may grow abnormally fast. If growth hormone levels are too low, a child can stop growing in height.

Hyperthyroidism
This is a condition in which the thyroid gland produces too much thyroid hormone, leading to weight loss, fast heart rate, sweating, and nervousness. The most common cause for an overactive thyroid is an autoimmune disorder called Grave's disease.

Hypothyroidism
This is a condition in which, the thyroid gland does not produce enough thyroid hormone, leading to fatigue, constipation, dry skin, and depression. The underactive gland can cause slowed development in children. Some types of hypothyroidism are present at birth.

Hypopituitarism
This is a condition in which the pituitary gland releases little or no hormones. It may be caused by a number of different diseases. Women with this condition may stop getting their periods.

Polycystic Ovary Syndrome (PCOS) (Figure 4.b)
This is a condition in which overproduction of androgens interfere with the development of eggs and their release from the female ovaries. PCOS is a leading cause of infertility.

Precocious Puberty
This is a condition in which abnormally early puberty occurs when glands tell the body to release sex hormones too soon in life.

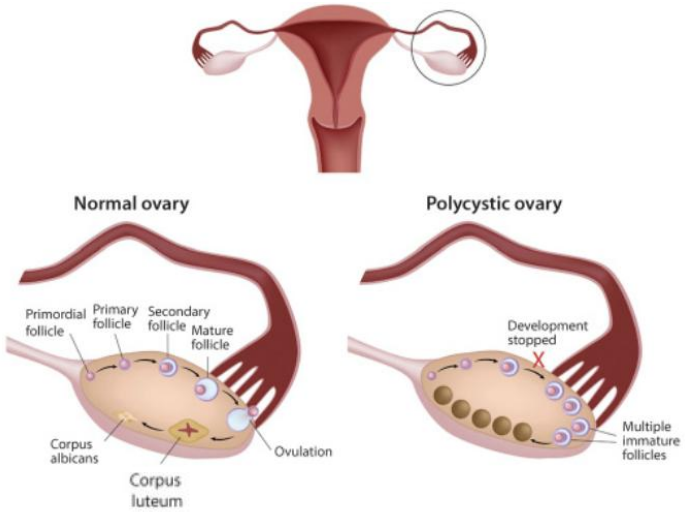

Figure 4.b Polycystic Ovary Syndrome (PCOS)

Endocrine, nutritional and metabolic diseases (E00-E89)

NOTES All neoplasms, whether functionally active or not, are classified in Chapter 2. Appropriate codes in this chapter (i.e. E05.8, E07.0, E16-E31, E34.-) may be used as additional codes to indicate either functional activity by neoplasms and ectopic endocrine tissue or hyperfunction and hypofunction of endocrine glands associated with neoplasms and other conditions classified elsewhere.

EXCLUDES *transitory endocrine and metabolic disorders specific to newborn (P70-P74)*

This chapter contains the following blocks:

E00-E07	Disorders of thyroid gland
E08-E13	Diabetes mellitus
E15-E16	Other disorders of glucose regulation and pancreatic internal secretion
E20-E35	Disorders of other endocrine glands
E36	Intraoperative complications of endocrine system
E40-E46	Malnutrition
E50-E64	Other nutritional deficiencies
E65-E68	Overweight, obesity and other hyperalimentation
E70-E88	Metabolic disorders
E89	Postprocedural endocrine and metabolic complications and disorders, not elsewhere classified

Disorders of thyroid gland (E00-E07)

4th E00 **Congenital iodine-deficiency syndrome**

Use additional code (F70-F79) to identify associated intellectual disabilities.

Excludes *subclinical iodine-deficiency hypothyroidism (E02)*

E00.0 **Congenital iodine-deficiency syndrome, neurological type** RxHCC CC/MCC Ex6

Endemic cretinism, neurological type

E00.1 **Congenital iodine-deficiency syndrome, myxedematous type** RxHCC CC/MCC Ex6

Endemic hypothyroid cretinism

Endemic cretinism, myxedematous type

E00.2 **Congenital iodine-deficiency syndrome, mixed type** RxHCC CC/MCC Ex6

Endemic cretinism, mixed type

E00.9 **Congenital iodine-deficiency syndrome, unspecified** RxHCC CC/MCC Ex6

Congenital iodine-deficiency hypothyroidism NOS

Endemic cretinism NOS

4th E01 **Iodine-deficiency related thyroid disorders and allied conditions**

Excludes *congenital iodine-deficiency syndrome (E00.-)*

subclinical iodine-deficiency hypothyroidism (E02)

E01.0 **Iodine-deficiency related diffuse (endemic) goiter** RxHCC CC/MCC Ex6

E01.1 **Iodine-deficiency related multinodular (endemic) goiter** RxHCC CC/MCC Ex6

Iodine-deficiency related nodular goiter

E01.2 **Iodine-deficiency related (endemic) goiter, unspecified** RxHCC CC/MCC Ex6

Endemic goiter NOS

E01.8 **Other iodine-deficiency related thyroid disorders and allied conditions** RxHCC CC/MCC Ex6

Acquired iodine-deficiency hypothyroidism NOS

E02 **Subclinical iodine-deficiency hypothyroidism** RxHCC CC/MCC Ex6

AHA: Q1 2021

4th E03 **Other hypothyroidism**

Excludes *iodine-deficiency related hypothyroidism (E00-E02)*

postprocedural hypothyroidism (E89.0)

E03.0 **Congenital hypothyroidism with diffuse goiter** RxHCC CC/MCC Ex6

Congenital parenchymatous goiter (nontoxic)

Congenital goiter (nontoxic) NOS

EXCLUDES1 *transitory congenital goiter with normal function (P72.0)*

E03.1 **Congenital hypothyroidism without goiter** RxHCC CC/MCC Ex6

Aplasia of thyroid (with myxedema)

Congenital atrophy of thyroid

Congenital hypothyroidism NOS

E03.2 **Hypothyroidism due to medicaments and other exogenous substances** RxHCC CC/MCC Ex6

Code first poisoning due to drug or toxin, if applicable (T36-T65 with fifth or sixth character 1-4)

Use additional code for adverse effect, if applicable, to identify drug (T36-T50 with fifth or sixth character 5)

E03.3 **Postinfectious hypothyroidism** RxHCC CC/MCC Ex6

E03.4 **Atrophy of thyroid (acquired)** RxHCC CC/MCC Ex6

EXCLUDES1 *congenital atrophy of thyroid (E03.1)*

E03.5 **Myxedema coma** HCC MCC RxHCC CC/MCC Ex6

E03.8 **Other specified hypothyroidism** RxHCC CC/MCC Ex6

AHA: Q1 2021

E03.9 **Hypothyroidism, unspecified** RxHCC CC/MCC Ex6

Myxedema NOS

4th E04 **Other nontoxic goiter**

EXCLUDES1 *congenital goiter (NOS) (diffuse) (parenchymatous) (E03.0)*

iodine-deficiency related goiter (E00-E02)

E04.0 **Nontoxic diffuse goiter** RxHCC CC/MCC Ex6

Diffuse (colloid) nontoxic goiter

Simple nontoxic goiter

E04.1 **Nontoxic single thyroid nodule** RxHCC CC/MCC Ex6

Colloid nodule (cystic) (thyroid)

Nontoxic uninodular goiter

Thyroid (cystic) nodule NOS

E04.2 **Nontoxic multinodular goiter** RxHCC CC/MCC Exc

Cystic goiter NOS

Multinodular (cystic) goiter NOS

E04.8 **Other specified nontoxic goiter** RxHCC CC/MCC Exc

E04.9 **Nontoxic goiter, unspecified** RxHCC CC/MCC Exc

Goiter NOS

Nodular goiter (nontoxic) NOS

4th E05 **Thyrotoxicosis [hyperthyroidism]**

Excludes1 *chronic thyroiditis with transient thyrotoxicosis (E06.2)*

neonatal thyrotoxicosis (P72.1)

5th E05.0 **Thyrotoxicosis with diffuse goiter**

Exophthalmic or toxic goiter NOS

Graves' disease

Toxic diffuse goiter

E05.00 **Thyrotoxicosis with diffuse goiter without thyrotoxic crisis or storm** RxHCC CC/MCC Exc

E05.01 **Thyrotoxicosis with diffuse goiter with thyrotoxic crisis or storm** MCC RxHCC CC/MCC Exc

5th E05.1 **Thyrotoxicosis with toxic single thyroid nodule**

Thyrotoxicosis with toxic uninodular goiter

E05.10 **Thyrotoxicosis with toxic single thyroid nodule without thyrotoxic crisis or storm** RxHCC CC/MCC Exc

E05.11 **Thyrotoxicosis with toxic single thyroid nodule with thyrotoxic crisis or storm** MCC RxHCC CC/MCC Exc

5th E05.2 **Thyrotoxicosis with toxic multinodular goiter**

Toxic nodular goiter NOS

E05.20 **Thyrotoxicosis with toxic multinodular goiter without thyrotoxic crisis or storm** RxHCC CC/MCC Exc

E05.21 **Thyrotoxicosis with toxic multinodular goiter with thyrotoxic crisis or storm** MCC RxHCC CC/MCC Exc

5th E05.3 **Thyrotoxicosis from ectopic thyroid tissue**

E05.30 **Thyrotoxicosis from ectopic thyroid tissue without thyrotoxic crisis or storm** RxHCC CC/MCC Exc

E05.31 **Thyrotoxicosis from ectopic thyroid tissue with thyrotoxic crisis or storm** MCC RxHCC CC/MCC Exc

5th E05.4 Thyrotoxicosis factitia

E05.40 Thyrotoxicosis factitia without thyrotoxic crisis or storm RxHCC CC/MCC Ex0

E05.41 Thyrotoxicosis factitia with thyrotoxic crisis or storm MCC RxHCC CC/MCC Ex0

5th E05.8 Other thyrotoxicosis

Overproduction of thyroid-stimulating hormone

E05.80 Other thyrotoxicosis without thyrotoxic crisis or storm RxHCC CC/MCC Ex0

E05.81 Other thyrotoxicosis with thyrotoxic crisis or storm MCC RxHCC CC/MCC Ex0

5th E05.9 Thyrotoxicosis, unspecified

Hyperthyroidism NOS

E05.90 Thyrotoxicosis, unspecified without thyrotoxic crisis or storm RxHCC CC/MCC Ex0

E05.91 Thyrotoxicosis, unspecified with thyrotoxic crisis or storm MCC RxHCC CC/MCC Ex0

4th E06 Thyroiditis

EXCLUDES1 *postpartum thyroiditis (O90.5)*

E06.0 Acute thyroiditis CC RxHCC CC/MCC Ex0

Abscess of thyroid

Pyogenic thyroiditis

Suppurative thyroiditis

Use additional code (B95-B97) to identify infectious agent.

E06.1 Subacute thyroiditis RxHCC CC/MCC Ex0

de Quervain thyroiditis

Giant-cell thyroiditis

Granulomatous thyroiditis

Nonsuppurative thyroiditis

Viral thyroiditis

EXCLUDES1 *autoimmune thyroiditis (E06.3)*

E06.2 Chronic thyroiditis with transient thyrotoxicosis RxHCC CC/MCC Ex0

EXCLUDES1 *autoimmune thyroiditis (E06.3)*

E06.3 **Autoimmune thyroiditis** RxHCC CC/MCC Ex0

AHA: Q1 2024

Hashimoto's thyroiditis
Hashitoxicosis (transient)
Lymphadenoid goiter
Lymphocytic thyroiditis
Struma lymphomatosa

E06.4 **Drug-induced thyroiditis** RxHCC CC/MCC Ex0

Use additional code for adverse effect, if applicable, to identify drug (T36-T50 with fifth or sixth character 5)

E06.5 **Other chronic thyroiditis** RxHCC CC/MCC Ex0

Chronic fibrous thyroiditis
Chronic thyroiditis NOS
Ligneous thyroiditis
Riedel thyroiditis

E06.9 **Thyroiditis, unspecified** RxHCC CC/MCC Ex0

4th E07 **Other disorders of thyroid**

E07.0 **Hypersecretion of calcitonin** RxHCC CC/MCC Ex0

C-cell hyperplasia of thyroid
Hypersecretion of thyrocalcitonin

E07.1 **Dyshormogenetic goiter** RxHCC CC/MCC Ex0

Dyshormonogenetic goiter
Familial dyshormogenetic goiter
Familial dyshormonogenetic goiter
Pendred's syndrome

EXCLUDES1 *transitory congenital goiter with normal function (P72.0)*

5th E07.8 **Other specified disorders of thyroid**

E07.81 **Sick-euthyroid syndrome** CC/MCC Ex0

Euthyroid sick-syndrome

E07.89 **Other specified disorders of thyroid** RxHCC CC/MCC Ex0

Abnormality of thyroid-binding globulin
Hemorrhage of thyroid
Infarction of thyroid

E07.9 **Disorder of thyroid, unspecified** RxHCC CC/MCC Ex0

Diabetes mellitus (E08-E13)

4th E08 Diabetes mellitus due to underlying condition

See Official Guidelines, "Assigning and sequencing secondary diabetes codes and its causes" I.C.4.a.6.b, "Diabetes mellitus in pregnancy" I.C.15.g

Code first the underlying condition, such as:

- congenital rubella (P35.0)
- Cushing's syndrome (E24.-)
- cystic fibrosis (E84.-)
- malignant neoplasm (C00-C96)
- malnutrition (E40-E46)
- pancreatitis and other diseases of the pancreas (K85-K86.-)

Use additional code to identify control using:

- injectable non-insulin antidiabetic drugs (Z79.85)
- insulin (Z79.4)
- oral antidiabetic drugs (Z79.84)
- oral hypoglycemic drugs (Z79.84)

EXCLUDES1 *drug or chemical induced diabetes mellitus (E09.-)*

- *gestational diabetes (O24.4-)*
- *neonatal diabetes mellitus (P70.2)*
- *postpancreatectomy diabetes mellitus (E13.-)*
- *postprocedural diabetes mellitus (E13.-)*
- *secondary diabetes mellitus NEC (E13.-)*
- *type 1 diabetes mellitus (E10.-)*
- *type 2 diabetes mellitus (E11.-)*

5th E08.0 Diabetes mellitus due to underlying condition with hyperosmolarity

- E08.00 Diabetes mellitus due to underlying condition with hyperosmolarity without nonketotic hyperglycemic-hyperosmolar coma (NKHHC) HAC HCC MCC RxHCC CC/MCC Ex6
- E08.01 Diabetes mellitus due to underlying condition with hyperosmolarity with coma HAC HCC MCC RxHCC CC/MCC Ex6

5th E08.1 Diabetes mellitus due to underlying condition with ketoacidosis

- E08.10 Diabetes mellitus due to underlying condition with ketoacidosis without coma HAC HCC MCC RxHCC CC/MCC Ex6
- E08.11 Diabetes mellitus due to underlying condition with ketoacidosis with coma HAC HCC MCC RxHCC CC/MCC Ex6

5th E08.2 Diabetes mellitus due to underlying condition with kidney complications

E08.21 Diabetes mellitus due to underlying condition with diabetic nephropathy HCC RxHCC

Diabetes mellitus due to underlying condition with intercapillary glomerulosclerosis

Diabetes mellitus due to underlying condition with intracapillary glomerulonephrosis

Diabetes mellitus due to underlying condition with Kimmelstiel-Wilson disease

E08.22 Diabetes mellitus due to underlying condition with diabetic chronic kidney disease HCC RxHCC

Use additional code to identify stage of chronic kidney disease (N18.1-N18.6)

E08.29 Diabetes mellitus due to underlying condition with other diabetic kidney complication HCC RxHCC

Renal tubular degeneration in diabetes mellitus due to underlying condition

5th E08.3 Diabetes mellitus due to underlying condition with ophthalmic complications

6th E08.31 Diabetes mellitus due to underlying condition with unspecified diabetic retinopathy (Figure 4.1)

E08.311 Diabetes mellitus due to underlying condition with unspecified diabetic retinopathy with macular edema HCC RxHCC

E08.319 Diabetes mellitus due to underlying condition with unspecified diabetic retinopathy without macular edema HCC RxHCC

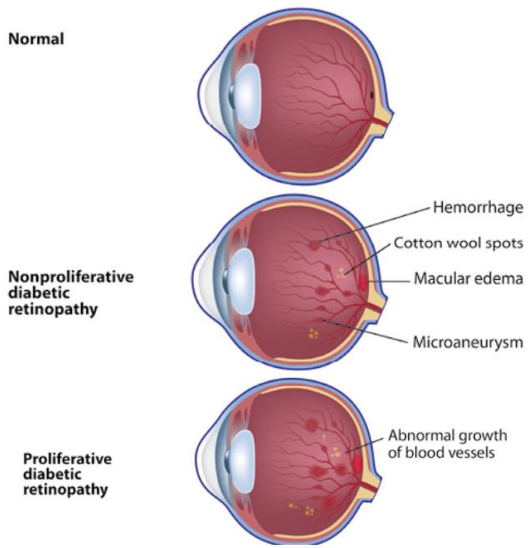

Figure 4.1 Diabetic Retinopathy

6th E08.32 Diabetes mellitus due to underlying condition with mild nonproliferative diabetic retinopathy

Diabetes mellitus due to underlying condition with nonproliferative diabetic retinopathy NOS

One of the following 7th characters is to be assigned to codes in subcategory E08.32 to designate laterality of the disease:

1 = right eye

2 = left eye

3 = bilateral

9 = unspecified eye

7th E08.321 Diabetes mellitus due to underlying condition with mild nonproliferative diabetic retinopathy with macular edema HCC RxHCC

7th E08.329 Diabetes mellitus due to underlying condition with mild nonproliferative diabetic retinopathy without macular edema HCC RxHCC

6th E08.33 Diabetes mellitus due to underlying condition with moderate nonproliferative diabetic retinopathy

One of the following 7th characters is to be assigned to codes in subcategory E08.33 to designate laterality of the disease:

1 = right eye

2 = left eye

3 = bilateral

9 = unspecified eye

7th E08.331 Diabetes mellitus due to underlying condition with moderate nonproliferative diabetic retinopathy with macular edema HCC RxHCC

7th E08.339 Diabetes mellitus due to underlying condition with moderate nonproliferative diabetic retinopathy without macular edema HCC RxHCC

6th E08.34 Diabetes mellitus due to underlying condition with severe nonproliferative diabetic retinopathy

One of the following 7th characters is to be assigned to codes in subcategory E08.34 to designate laterality of the disease:

1 = right eye

2 = left eye

3 = bilateral

9 = unspecified eye

7th E08.341 Diabetes mellitus due to underlying condition with severe nonproliferative diabetic retinopathy with macular edema HCC RxHCC

7th E08.349 Diabetes mellitus due to underlying condition with severe nonproliferative diabetic retinopathy without macular edema HCC RxHCC

E08.35 Diabetes mellitus due to underlying condition with proliferative diabetic retinopathy

One of the following 7th characters is to be assigned to codes in subcategory E08.35 to designate laterality of the disease:

1 = right eye

2 = left eye

3 = bilateral

9 = unspecified eye

- E08.351 Diabetes mellitus due to underlying condition with proliferative diabetic retinopathy with macular edema HCC RxHCC
- E08.352 Diabetes mellitus due to underlying condition with proliferative diabetic retinopathy with traction retinal detachment involving the macula HCC RxHCC
- E08.353 Diabetes mellitus due to underlying condition with proliferative diabetic retinopathy with traction retinal detachment not involving the macula HCC RxHCC
- E08.354 Diabetes mellitus due to underlying condition with proliferative diabetic retinopathy with combined traction retinal detachment and rhegmatogenous retinal detachment HCC RxHCC
- E08.355 Diabetes mellitus due to underlying condition with stable proliferative diabetic retinopathy HCC RxHCC
- E08.359 Diabetes mellitus due to underlying condition with proliferative diabetic retinopathy without macular edema HCC RxHCC

E08.36 Diabetes mellitus due to underlying condition with diabetic cataract HCC RxHCC

E08.37 Diabetes mellitus due to underlying condition with diabetic macular edema, resolved following treatment HCC RxHCC

One of the following 7th characters is to be assigned to code E08.37 to designate laterality of the disease:

1 = right eye

2 = left eye

3 = bilateral

9 = unspecified eye

E08.39 Diabetes mellitus due to underlying condition with other diabetic ophthalmic complication HCC RxHCC

Use additional code to identify manifestation, such as:

diabetic glaucoma (H40-H42)

5th E08.4 Diabetes mellitus due to underlying condition with neurological complications

E08.40 Diabetes mellitus due to underlying condition with diabetic neuropathy, unspecified HCC RxHCC

E08.41 Diabetes mellitus due to underlying condition with diabetic mononeuropathy HCC RxHCC

E08.42 Diabetes mellitus due to underlying condition with diabetic polyneuropathy HCC RxHCC

Diabetes mellitus due to underlying condition with diabetic neuralgia

E08.43 Diabetes mellitus due to underlying condition with diabetic autonomic (poly)neuropathy HCC RxHCC

Diabetes mellitus due to underlying condition with diabetic gastroparesis

E08.44 Diabetes mellitus due to underlying condition with diabetic amyotrophy HCC RxHCC

E08.49 Diabetes mellitus due to underlying condition with other diabetic neurological complication HCC RxHCC

5th E08.5 Diabetes mellitus due to underlying condition with circulatory complications

E08.51 Diabetes mellitus due to underlying condition with diabetic peripheral angiopathy without gangrene HCC RxHCC

E08.52 Diabetes mellitus due to underlying condition with diabetic peripheral angiopathy with gangrene CC HCC RxHCC CC/MCC Exc

Diabetes mellitus due to underlying condition with diabetic gangrene

E08.59 Diabetes mellitus due to underlying condition with other circulatory complications HCC RxHCC

5th E08.6 Diabetes mellitus due to underlying condition with other specified complications

6th E08.61 Diabetes mellitus due to underlying condition with diabetic arthropathy

E08.610 Diabetes mellitus due to underlying condition with diabetic neuropathic arthropathy HCC RxHCC

Diabetes mellitus due to underlying condition with Charcôt's joints

E08.618 Diabetes mellitus due to underlying condition with other diabetic arthropathy HCC RxHCC

6th E08.62 Diabetes mellitus due to underlying condition with skin complications

E08.620 Diabetes mellitus due to underlying condition with diabetic dermatitis HCC RxHCC

Diabetes mellitus due to underlying condition with diabetic necrobiosis lipoidica

E08.621 Diabetes mellitus due to underlying condition with foot ulcer HCC RxHCC

Use additional code to identify site of ulcer (L97.4-, L97.5-)

E08.622 Diabetes mellitus due to underlying condition with other skin ulcer HCC RxHCC

Use additional code to identify site of ulcer (L97.1-L97.9, L98.41-L98.49)

E08.628 Diabetes mellitus due to underlying condition with other skin complications HCC RxHCC

6th E08.63 Diabetes mellitus due to underlying condition with oral complications

E08.630 Diabetes mellitus due to underlying condition with periodontal disease HCC RxHCC

E08.638 Diabetes mellitus due to underlying condition with other oral complications HCC RxHCC

6th E08.64 Diabetes mellitus due to underlying condition with hypoglycemia

Use additional code for hypoglycemia level, if applicable (E16.A-)

E08.641 Diabetes mellitus due to underlying condition with hypoglycemia with coma HCC MCC RxHCC CC/MCC Exc

E08.649 Diabetes mellitus due to underlying condition with hypoglycemia without coma HCC RxHCC

E08.65 Diabetes mellitus due to underlying condition with hyperglycemia HCC RxHCC

E08.69 Diabetes mellitus due to underlying condition with other specified complication HCC RxHCC

AHA: Q4 2016

Use additional code to identify complication

E08.8 Diabetes mellitus due to underlying condition with unspecified complications HCC RxHCC

E08.9 Diabetes mellitus due to underlying condition without complications HCC RxHCC

4th E09 Drug or chemical induced diabetes mellitus

See Official Guidelines, "Secondary diabetes mellitus" I.C.4.a.6, "Diabetes mellitus in pregnancy" I.C.15.g

Code first poisoning due to drug or toxin, if applicable (T36-T65 with fifth or sixth character 1-4)

Use additional code for adverse effect, if applicable, to identify drug (T36-T50 with fifth or sixth character 5)

Use additional code to identify control using:

injectable non-insulin antidiabetic drugs (Z79.85)

insulin (Z79.4)

oral antidiabetic drugs (Z79.84)

oral hypoglycemic drugs (Z79.84)

Excludes1 *diabetes mellitus due to underlying condition (E08.-)*

gestational diabetes (O24.4-)

neonatal diabetes mellitus (P70.2)

postpancreatectomy diabetes mellitus (E13.-)

postprocedural diabetes mellitus (E13.-)

secondary diabetes mellitus NEC (E13.-)

type 1 diabetes mellitus (E10.-)

type 2 diabetes mellitus (E11.-)

5th E09.0 Drug or chemical induced diabetes mellitus with hyperosmolarity

E09.00 Drug or chemical induced diabetes mellitus with hyperosmolarity without nonketotic hyperglycemic-hyperosmolar coma (NKHHC) HAC MCC RxHCC CC/MCC Ex0

E09.01 Drug or chemical induced diabetes mellitus with hyperosmolarity with coma HAC MCC RxHCC CC/MCC Ex0

5th E09.1 Drug or chemical induced diabetes mellitus with ketoacidosis

E09.10 Drug or chemical induced diabetes mellitus with ketoacidosis without coma HAC MCC RxHCC CC/MCC Ex0

E09.11 Drug or chemical induced diabetes mellitus with ketoacidosis with coma HAC MCC RxHCC CC/MCC Ex0

5th E09.2 Drug or chemical induced diabetes mellitus with kidney complications

E09.21 Drug or chemical induced diabetes mellitus with diabetic nephropathy RxHCC CC/MCC Ex0

Drug or chemical induced diabetes mellitus with intercapillary glomerulosclerosis

Drug or chemical induced diabetes mellitus with intracapillary glomerulonephrosis

Drug or chemical induced diabetes mellitus with Kimmelstiel-Wilson disease

E09.22 Drug or chemical induced diabetes mellitus with diabetic chronic kidney disease RxHCC CC/MCC Ex0

Use additional code to identify stage of chronic kidney disease (N18.1-N18.6)

E09.29 Drug or chemical induced diabetes mellitus with other diabetic kidney complication RxHCC CC/MCC Ex0

Drug or chemical induced diabetes mellitus with renal tubular degeneration

5th E09.3 Drug or chemical induced diabetes mellitus with ophthalmic complications

6th E09.31 Drug or chemical induced diabetes mellitus with unspecified diabetic retinopathy

E09.311 Drug or chemical induced diabetes mellitus with unspecified diabetic retinopathy with macular edema RxHCC CC/MCC Ex0

E09.319 Drug or chemical induced diabetes mellitus with unspecified diabetic retinopathy without macular edema RxHCC CC/MCC Ex0

6th E09.32 Drug or chemical induced diabetes mellitus with mild nonproliferative diabetic retinopathy

Drug or chemical induced diabetes mellitus with nonproliferative diabetic retinopathy NOS

One of the following 7th characters is to be assigned to codes in subcategory E09.32 to designate laterality of the disease:

1 = right eye

2 = left eye

3 = bilateral

9 = unspecified eye

7th E09.321 Drug or chemical induced diabetes mellitus with mild nonproliferative diabetic retinopathy with macular edema RxHCC CC/MCC Ex0

7th E09.329 Drug or chemical induced diabetes mellitus with mild nonproliferative diabetic retinopathy without macular edema RxHCC CC/MCC Ex0

- E09.33 Drug or chemical induced diabetes mellitus with moderate nonproliferative diabetic retinopathy
  - One of the following 7th characters is to be assigned to codes in subcategory E09.33 to designate laterality of the disease:
    - 1 = right eye
    - 2 = left eye
    - 3 = bilateral
    - 9 = unspecified eye
  - E09.331 Drug or chemical induced diabetes mellitus with moderate nonproliferative diabetic retinopathy with macular edema RxHCC CC/MCC Ex0
  - E09.339 Drug or chemical induced diabetes mellitus with moderate nonproliferative diabetic retinopathy without macular edema RxHCC CC/MCC Ex0
- E09.34 Drug or chemical induced diabetes mellitus with severe nonproliferative diabetic retinopathy
  - One of the following 7th characters is to be assigned to codes in subcategory E09.34 to designate laterality of the disease:
    - 1 = right eye
    - 2 = left eye
    - 3 = bilateral
    - 9 = unspecified eye
  - E09.341 Drug or chemical induced diabetes mellitus with severe nonproliferative diabetic retinopathy with macular edema RxHCC CC/MCC Ex0
  - E09.349 Drug or chemical induced diabetes mellitus with severe nonproliferative diabetic retinopathy without macular edema RxHCC CC/MCC Ex0
- E09.35 Drug or chemical induced diabetes mellitus with proliferative diabetic retinopathy
  - One of the following 7th characters is to be assigned to codes in subcategory E09.35 to designate laterality of the disease:
    - 1 = right eye
    - 2 = left eye
    - 3 = bilateral
    - 9 = unspecified eye
  - E09.351 Drug or chemical induced diabetes mellitus with proliferative diabetic retinopathy with macular edema RxHCC CC/MCC Ex0
  - E09.352 Drug or chemical induced diabetes mellitus with proliferative diabetic retinopathy with traction retinal detachment involving the macula RxHCC CC/MCC Ex0
  - E09.353 Drug or chemical induced diabetes mellitus with proliferative diabetic retinopathy with traction retinal detachment not involving the macula RxHCC CC/MCC Ex0
  - E09.354 Drug or chemical induced diabetes mellitus with proliferative diabetic retinopathy with combined traction retinal detachment and rhegmatogenous retinal detachment RxHCC CC/MCC Ex0
  - E09.355 Drug or chemical induced diabetes mellitus with stable proliferative diabetic retinopathy RxHCC CC/MCC Ex0

E09.359 Drug or chemical induced diabetes mellitus with proliferative diabetic retinopathy without macular edema RxHCC CC/MCC Ex©

E09.36 Drug or chemical induced diabetes mellitus with diabetic cataract RxHCC CC/MCC Ex©

E09.37 Drug or chemical induced diabetes mellitus with diabetic macular edema, resolved following treatment RxHCC CC/MCC Ex©

One of the following 7th characters is to be assigned to code E09.37 to designate laterality of the disease:

1 = right eye

2 = left eye

3 = bilateral

9 = unspecified eye

E09.39 Drug or chemical induced diabetes mellitus with other diabetic ophthalmic complication RxHCC CC/MCC Ex©

Use additional code to identify manifestation, such as:

diabetic glaucoma (H40-H42)

E09.4 Drug or chemical induced diabetes mellitus with neurological complications

E09.40 Drug or chemical induced diabetes mellitus with neurological complications with diabetic neuropathy, unspecified RxHCC CC/MCC Ex©

E09.41 Drug or chemical induced diabetes mellitus with neurological complications with diabetic mononeuropathy RxHCC CC/MCC Ex©

E09.42 Drug or chemical induced diabetes mellitus with neurological complications with diabetic polyneuropathy RxHCC CC/MCC Ex©

Drug or chemical induced diabetes mellitus with diabetic neuralgia

E09.43 Drug or chemical induced diabetes mellitus with neurological complications with diabetic autonomic (poly)neuropathy RxHCC CC/MCC Ex©

Drug or chemical induced diabetes mellitus with diabetic gastroparesis

E09.44 Drug or chemical induced diabetes mellitus with neurological complications with diabetic amyotrophy RxHCC CC/MCC Ex©

E09.49 Drug or chemical induced diabetes mellitus with neurological complications with other diabetic neurological complication RxHCC CC/MCC Ex©

E09.5 Drug or chemical induced diabetes mellitus with circulatory complications

E09.51 Drug or chemical induced diabetes mellitus with diabetic peripheral angiopathy without gangrene RxHCC CC/MCC Ex©

E09.52 Drug or chemical induced diabetes mellitus with diabetic peripheral angiopathy with gangrene CC RxHCC CC/MCC Ex©

Drug or chemical induced diabetes mellitus with diabetic gangrene

E09.59 Drug or chemical induced diabetes mellitus with other circulatory complications RxHCC CC/MCC Ex©

E09.6 Drug or chemical induced diabetes mellitus with other specified complications

E09.61 Drug or chemical induced diabetes mellitus with diabetic arthropathy

E09.610 Drug or chemical induced diabetes mellitus with diabetic neuropathic arthropathy RxHCC

Drug or chemical induced diabetes mellitus with Charcôt's joints

E09.618 Drug or chemical induced diabetes mellitus with other diabetic arthropathy RxHCC CC/MCC Exc

E09.62 Drug or chemical induced diabetes mellitus with skin complications

E09.620 Drug or chemical induced diabetes mellitus with diabetic dermatitis RxHCC CC/MCC Exc

Drug or chemical induced diabetes mellitus with diabetic necrobiosis lipoidica

E09.621 Drug or chemical induced diabetes mellitus with foot ulcer RxHCC CC/MCC Exc

Use additional code to identify site of ulcer (L97.4-, L97.5-)

E09.622 Drug or chemical induced diabetes mellitus with other skin ulcer RxHCC CC/MCC Exc

Use additional code to identify site of ulcer (L97.1-L97.9, L98.41-L98.49)

E09.628 Drug or chemical induced diabetes mellitus with other skin complications RxHCC CC/MCC Exc

E09.63 Drug or chemical induced diabetes mellitus with oral complications

E09.630 Drug or chemical induced diabetes mellitus with periodontal disease RxHCC CC/MCC Exc

E09.638 Drug or chemical induced diabetes mellitus with other oral complications RxHCC CC/MCC Exc

E09.64 Drug or chemical induced diabetes mellitus with hypoglycemia

Use additional code for hypoglycemia level, if applicable (E16.A-)

E09.641 Drug or chemical induced diabetes mellitus with hypoglycemia with coma MCC RxHCC CC/MCC Exc

E09.649 Drug or chemical induced diabetes mellitus with hypoglycemia without coma RxHCC CC/MCC Exc

E09.65 Drug or chemical induced diabetes mellitus with hyperglycemia RxHCC CC/MCC Exc

E09.69 Drug or chemical induced diabetes mellitus with other specified complication RxHCC CC/MCC Exc

Use additional code to identify complication

E09.8 Drug or chemical induced diabetes mellitus with unspecified complications RxHCC CC/MCC Exc

E09.9 Drug or chemical induced diabetes mellitus without complications RxHCC CC/MCC Exc

E10 Type 1 diabetes mellitus

See Official Guidelines, "Diabetes mellitus in pregnancy" I.C.15.g, "Presymptomatic Type 1 Diabetes Mellitus" I.C.4.a.1.a

INCLUDES *brittle diabetes (mellitus)*
diabetes (mellitus) due to autoimmune process
diabetes (mellitus) due to immune mediated pancreatic islet beta-cell destruction
idiopathic diabetes (mellitus)
juvenile onset diabetes (mellitus)
ketosis-prone diabetes (mellitus)

Excludes1 *diabetes mellitus due to underlying condition (E08.-)*
drug or chemical induced diabetes mellitus (E09.-)
gestational diabetes (O24.4-)
hyperglycemia NOS (R73.9)
neonatal diabetes mellitus (P70.2)
postpancreatectomy diabetes mellitus (E13.-)
postprocedural diabetes mellitus (E13.-)
secondary diabetes mellitus NEC (E13.-)
type 2 diabetes mellitus (E11.-)

5th **E10.1 Type 1 diabetes mellitus with ketoacidosis**

E10.10 Type 1 diabetes mellitus with ketoacidosis without coma HAC HCC MCC RxHCC CC/MCC Ex0

E10.11 Type 1 diabetes mellitus with ketoacidosis with coma HAC HCC MCC RxHCC CC/MCC Ex0

5th **E10.2 Type 1 diabetes mellitus with kidney complications**

E10.21 Type 1 diabetes mellitus with diabetic nephropathy HCC RxHCC CC/MCC Ex0

Type 1 diabetes mellitus with intercapillary glomerulosclerosis
Type 1 diabetes mellitus with intracapillary glomerulonephrosis
Type 1 diabetes mellitus with Kimmelstiel-Wilson disease

E10.22 Type 1 diabetes mellitus with diabetic chronic kidney disease HCC RxHCC CC/MCC Ex0

Use additional code to identify stage of chronic kidney disease (N18.1-N18.6)

E10.29 Type 1 diabetes mellitus with other diabetic kidney complication HCC RxHCC CC/MCC Ex0

AHA: Q1 2016

Type 1 diabetes mellitus with renal tubular degeneration

5th **E10.3 Type 1 diabetes mellitus with ophthalmic complications**

6th **E10.31 Type 1 diabetes mellitus with unspecified diabetic retinopathy**

E10.311 Type 1 diabetes mellitus with unspecified diabetic retinopathy with macular edema HCC RxHCC CC/MCC Ex0

E10.319 Type 1 diabetes mellitus with unspecified diabetic retinopathy without macular edema HCC RxHCC CC/MCC Ex0

6th E10.32 Type 1 diabetes mellitus with mild nonproliferative diabetic retinopathy

Type 1 diabetes mellitus with nonproliferative diabetic retinopathy NOS

One of the following 7th characters is to be assigned to codes in subcategory E10.32 to designate laterality of the disease:

1 = right eye

2 = left eye

3 = bilateral

9 = unspecified eye

7th E10.321 Type 1 diabetes mellitus with mild nonproliferative diabetic retinopathy with macular edema HCC RxHCC CC/MCC Ex6

7th E10.329 Type 1 diabetes mellitus with mild nonproliferative diabetic retinopathy without macular edema HCC RxHCC CC/MCC Ex6

6th E10.33 Type 1 diabetes mellitus with moderate nonproliferative diabetic retinopathy

One of the following 7th characters is to be assigned to codes in subcategory E10.33 to designate laterality of the disease:

1 = right eye

2 = left eye

3 = bilateral

9 = unspecified eye

7th E10.331 Type 1 diabetes mellitus with moderate nonproliferative diabetic retinopathy with macular edema HCC RxHCC CC/MCC Ex6

7th E10.339 Type 1 diabetes mellitus with moderate nonproliferative diabetic retinopathy without macular edema HCC RxHCC CC/MCC Ex6

6th E10.34 Type 1 diabetes mellitus with severe nonproliferative diabetic retinopathy

One of the following 7th characters is to be assigned to codes in subcategory E10.34 to designate laterality of the disease:

1 = right eye

2 = left eye

3 = bilateral

9 = unspecified eye

7th E10.341 Type 1 diabetes mellitus with severe nonproliferative diabetic retinopathy with macular edema HCC RxHCC CC/MCC Ex6

7th E10.349 Type 1 diabetes mellitus with severe nonproliferative diabetic retinopathy without macular edema HCC RxHCC CC/MCC Ex6

6th E10.35 Type 1 diabetes mellitus with proliferative diabetic retinopathy

One of the following 7th characters is to be assigned to codes in subcategory E10.35 to designate laterality of the disease:

1 = right eye

2 = left eye

3 = bilateral

9 = unspecified eye

7th E10.351 Type 1 diabetes mellitus with proliferative diabetic retinopathy with macular edema HCC RxHCC CC/MCC Ex0

7th E10.352 Type 1 diabetes mellitus with proliferative diabetic retinopathy with traction retinal detachment involving the macula HCC RxHCC CC/MCC Ex0

7th E10.353 Type 1 diabetes mellitus with proliferative diabetic retinopathy with traction retinal detachment not involving the macula HCC RxHCC CC/MCC Ex0

7th E10.354 Type 1 diabetes mellitus with proliferative diabetic retinopathy with combined traction retinal detachment and rhegmatogenous retinal detachment HCC RxHCC CC/MCC Ex0

7th E10.355 Type 1 diabetes mellitus with stable proliferative diabetic retinopathy HCC RxHCC CC/MCC Ex0

7th E10.359 Type 1 diabetes mellitus with proliferative diabetic retinopathy without macular edema HCC RxHCC CC/MCC Ex0

E10.36 Type 1 diabetes mellitus with diabetic cataract HCC RxHCC CC/MCC Ex0

7th E10.37 Type 1 diabetes mellitus with diabetic macular edema, resolved following treatment HCC RxHCC CC/MCC Ex0

One of the following 7th characters is to be assigned to code E10.37 to designate laterality of the disease:

1 = right eye

2 = left eye

3 = bilateral

9 = unspecified eye

E10.39 Type 1 diabetes mellitus with other diabetic ophthalmic complication HCC RxHCC CC/MCC Ex0

Use additional code to identify manifestation, such as:

diabetic glaucoma (H40-H42)

5th E10.4 Type 1 diabetes mellitus with neurological complications

E10.40 Type 1 diabetes mellitus with diabetic neuropathy, unspecified HCC RxHCC CC/MCC Ex0

E10.41 Type 1 diabetes mellitus with diabetic mononeuropathy HCC RxHCC CC/MCC Ex0

E10.42 Type 1 diabetes mellitus with diabetic polyneuropathy HCC RxHCC CC/MCC Ex0

Type 1 diabetes mellitus with diabetic neuralgia

E10.43 Type 1 diabetes mellitus with diabetic autonomic (poly)neuropathy HCC RxHCC CC/MCC Exc

Type 1 diabetes mellitus with diabetic gastroparesis

E10.44 Type 1 diabetes mellitus with diabetic amyotrophy HCC RxHCC CC/MCC Exc

E10.49 Type 1 diabetes mellitus with other diabetic neurological complication HCC RxHCC CC/MCC Exc

5th E10.5 Type 1 diabetes mellitus with circulatory complications

E10.51 Type 1 diabetes mellitus with diabetic peripheral angiopathy without gangrene HCC RxHCC CC/MCC Exc

E10.52 Type 1 diabetes mellitus with diabetic peripheral angiopathy with gangrene CC HCC RxHCC CC/MCC Exc

Type 1 diabetes mellitus with diabetic gangrene

E10.59 Type 1 diabetes mellitus with other circulatory complications HCC RxHCC CC/MCC Exc

5th E10.6 Type 1 diabetes mellitus with other specified complications

6th E10.61 Type 1 diabetes mellitus with diabetic arthropathy

E10.610 Type 1 diabetes mellitus with diabetic neuropathic arthropathy HCC RxHCC

Type 1 diabetes mellitus with Charcôt's joints

E10.618 Type 1 diabetes mellitus with other diabetic arthropathy HCC RxHCC CC/MCC Exc

6th E10.62 Type 1 diabetes mellitus with skin complications

E10.620 Type 1 diabetes mellitus with diabetic dermatitis HCC RxHCC CC/MCC Exc

Type 1 diabetes mellitus with diabetic necrobiosis lipoidica

E10.621 Type 1 diabetes mellitus with foot ulcer HCC RxHCC CC/MCC Exc

Use additional code to identify site of ulcer (L97.4-, L97.5-)

E10.622 Type 1 diabetes mellitus with other skin ulcer HCC RxHCC CC/MCC Exc

Use additional code to identify site of ulcer (L97.1-L97.9, L98.41-L98.49)

E10.628 Type 1 diabetes mellitus with other skin complications HCC RxHCC CC/MCC Exc

6th E10.63 Type 1 diabetes mellitus with oral complications

E10.630 Type 1 diabetes mellitus with periodontal disease HCC RxHCC CC/MCC Exc

E10.638 Type 1 diabetes mellitus with other oral complications HCC RxHCC CC/MCC Exc

6th E10.64 Type 1 diabetes mellitus with hypoglycemia

Use additional code for hypoglycemia level, if applicable (E16.A-)

E10.641 Type 1 diabetes mellitus with hypoglycemia with coma HCC MCC RxHCC CC/MCC Ex0

E10.649 Type 1 diabetes mellitus with hypoglycemia without coma HCC RxHCC CC/MCC Ex0

AHA: Q1 2016

E10.65 Type 1 diabetes mellitus with hyperglycemia HCC RxHCC

AHA: Q1 2022

E10.69 Type 1 diabetes mellitus with other specified complication HCC RxHCC CC/MCC Ex0

AHA: Q1 2022

Use additional code to identify complication

E10.8 Type 1 diabetes mellitus with unspecified complications HCC RxHCC CC/MCC Ex0

E10.9 Type 1 diabetes mellitus without complications HCC RxHCC CC/MCC Ex0

5th E10.A Type 1 diabetes mellitus, presymptomatic

Early-stage type 1 diabetes mellitus

E10.A0 Type 1 diabetes mellitus, presymptomatic, unspecified CC/MCC Ex0

E10.A1 Type 1 diabetes mellitus, presymptomatic, Stage 1 CC/MCC Ex0

Multiple confirmed islet autoantibodies with normoglycemia

E10.A2 Type 1 diabetes mellitus, presymptomatic, Stage 2 CC/MCC Ex0

Confirmed islet autoimmunity with dysglycemia

4th E11 Type 2 diabetes mellitus

See Official Guidelines, "Diabetes mellitus" I.C.4.a, "Diabetes mellitus in pregnancy" I.C.15.g

TIP: Default to a code from E11.- if the provider does not document the type of diabetes.

INCLUDES *diabetes (mellitus) due to insulin secretory defect*

diabetes NOS

insulin resistant diabetes (mellitus)

Use additional code to identify control using:

injectable non-insulin antidiabetic drugs (Z79.85)

insulin (Z79.4)

oral antidiabetic drugs (Z79.84)

Excludes *diabetes mellitus due to underlying condition (E08.-)*
drug or chemical induced diabetes mellitus (E09.-)
gestational diabetes (O24.4-)
neonatal diabetes mellitus (P70.2)
postpancreatectomy diabetes mellitus (E13.-)
postprocedural diabetes mellitus (E13.-)
secondary diabetes mellitus NEC (E13.-)
type 1 diabetes mellitus (E10.-)

5th E11.0 **Type 2 diabetes mellitus with hyperosmolarity**

E11.00 **Type 2 diabetes mellitus with hyperosmolarity without nonketotic hyperglycemic-hyperosmolar coma (NKHHC)** HAC HCC MCC RxHCC CC/MCC Ex0

AHA: Q1 2022

E11.01 **Type 2 diabetes mellitus with hyperosmolarity with coma** HAC HCC MCC RxHCC CC/MCC Ex0

5th E11.1 **Type 2 diabetes mellitus with ketoacidosis**

E11.10 **Type 2 diabetes mellitus with ketoacidosis without coma** HAC HCC MCC RxHCC CC/MCC Ex0

AHA: Q4 2017

E11.11 **Type 2 diabetes mellitus with ketoacidosis with coma** HAC HCC MCC RxHCC CC/MCC Ex0

AHA: Q4 2017

5th E11.2 **Type 2 diabetes mellitus with kidney complications**

E11.21 **Type 2 diabetes mellitus with diabetic nephropathy** HCC RxHCC CC/MCC Ex0

AHA: Q3 2019

Type 2 diabetes mellitus with intercapillary glomerulosclerosis
Type 2 diabetes mellitus with intracapillary glomerulonephrosis
Type 2 diabetes mellitus with Kimmelstiel-Wilson disease

E11.22 **Type 2 diabetes mellitus with diabetic chronic kidney disease** HCC RxHCC CC/MCC Ex0

AHA: Q3 2022, Q3 2019, Q4 2018, Q1 2016, Q2 2016

Use additional code to identify stage of chronic kidney disease (N18.1-N18.6)

E11.29 **Type 2 diabetes mellitus with other diabetic kidney complication** HCC RxHCC CC/MCC Ex0

Type 2 diabetes mellitus with renal tubular degeneration

5th E11.3 Type 2 diabetes mellitus with ophthalmic complications

6th E11.31 Type 2 diabetes mellitus with unspecified diabetic retinopathy

E11.311 Type 2 diabetes mellitus with unspecified diabetic retinopathy with macular edema HCC RxHCC CC/MCC Exc

E11.319 Type 2 diabetes mellitus with unspecified diabetic retinopathy without macular edema HCC RxHCC CC/MCC Exc

6th E11.32 Type 2 diabetes mellitus with mild nonproliferative diabetic retinopathy

Type 2 diabetes mellitus with nonproliferative diabetic retinopathy NOS

One of the following 7th characters is to be assigned to codes in subcategory E11.32 to designate laterality of the disease:

1 = right eye

2 = left eye

3 = bilateral

9 = unspecified eye

7th E11.321 Type 2 diabetes mellitus with mild nonproliferative diabetic retinopathy with macular edema HCC RxHCC CC/MCC Exc

7th E11.329 Type 2 diabetes mellitus with mild nonproliferative diabetic retinopathy without macular edema HCC RxHCC CC/MCC Exc

6th E11.33 Type 2 diabetes mellitus with moderate nonproliferative diabetic retinopathy

One of the following 7th characters is to be assigned to codes in subcategory E11.33 to designate laterality of the disease:

1 = right eye

2 = left eye

3 = bilateral

9 = unspecified eye

7th E11.331 Type 2 diabetes mellitus with moderate nonproliferative diabetic retinopathy with macular edema HCC RxHCC CC/MCC Exc

7th E11.339 Type 2 diabetes mellitus with moderate nonproliferative diabetic retinopathy without macular edema HCC RxHCC CC/MCC Exc

6th E11.34 Type 2 diabetes mellitus with severe nonproliferative diabetic retinopathy

One of the following 7th characters is to be assigned to codes in subcategory E11.34 to designate laterality of the disease:

1 = right eye

2 = left eye

3 = bilateral

9 = unspecified eye

7th E11.341 Type 2 diabetes mellitus with severe nonproliferative diabetic retinopathy with macular edema HCC RxHCC CC/MCC Exc

7th E11.349 Type 2 diabetes mellitus with severe nonproliferative diabetic retinopathy without macular edema HCC RxHCC CC/MCC Exc

6th E11.35 Type 2 diabetes mellitus with proliferative diabetic retinopathy

One of the following 7th characters is to be assigned to codes in subcategory E11.35 to designate laterality of the disease:

1 = right eye

2 = left eye

3 = bilateral

9 = unspecified eye

7th E11.351 Type 2 diabetes mellitus with proliferative diabetic retinopathy with macular edema HCC RxHCC CC/MCC Ex0

7th E11.352 Type 2 diabetes mellitus with proliferative diabetic retinopathy with traction retinal detachment involving the macula HCC RxHCC CC/MCC Ex0

7th E11.353 Type 2 diabetes mellitus with proliferative diabetic retinopathy with traction retinal detachment not involving the macula HCC RxHCC CC/MCC Ex0

7th E11.354 Type 2 diabetes mellitus with proliferative diabetic retinopathy with combined traction retinal detachment and rhegmatogenous retinal detachment HCC RxHCC CC/MCC Ex0

7th E11.355 Type 2 diabetes mellitus with stable proliferative diabetic retinopathy HCC RxHCC CC/MCC Ex0

7th E11.359 Type 2 diabetes mellitus with proliferative diabetic retinopathy without macular edema HCC RxHCC CC/MCC Ex0

E11.36 Type 2 diabetes mellitus with diabetic cataract HCC RxHCC CC/MCC Ex0

AHA: Q2 2019, Q2 2016

7th E11.37 Type 2 diabetes mellitus with diabetic macular edema, resolved following treatment HCC RxHCC CC/MCC Ex0

One of the following 7th characters is to be assigned to code E11.37 to designate laterality of the disease:

1 = right eye

2 = left eye

3 = bilateral

9 = unspecified eye

E11.39 Type 2 diabetes mellitus with other diabetic ophthalmic complication HCC RxHCC CC/MCC Ex0

AHA: Q3 2023

Use additional code to identify manifestation, such as:

diabetic glaucoma (H40-H42)

5th E11.4 Type 2 diabetes mellitus with neurological complications

E11.40 Type 2 diabetes mellitus with diabetic neuropathy, unspecified HCC RxHCC CC/MCC Ex0

AHA: Q3 2018

E11.41 Type 2 diabetes mellitus with diabetic mononeuropathy HCC RxHCC CC/MCC Ex6

E11.42 Type 2 diabetes mellitus with diabetic polyneuropathy HCC RxHCC CC/MCC Ex6

AHA: Q1 2020, Q1 2016

Type 2 diabetes mellitus with diabetic neuralgia

E11.43 Type 2 diabetes mellitus with diabetic autonomic (poly)neuropathy HCC RxHCC CC/MCC Ex6

AHA: Q2 2023, Q2 2016

Type 2 diabetes mellitus with diabetic gastroparesis

E11.44 Type 2 diabetes mellitus with diabetic amyotrophy HCC RxHCC CC/MCC Ex6

AHA: Q3 2022, Q2 2016

E11.49 Type 2 diabetes mellitus with other diabetic neurological complication HCC RxHCC CC/MCC Ex6

5th E11.5 Type 2 diabetes mellitus with circulatory complications

E11.51 Type 2 diabetes mellitus with diabetic peripheral angiopathy without gangrene HCC RxHCC CC/MCC Ex6

AHA: Q3 2018

E11.52 Type 2 diabetes mellitus with diabetic peripheral angiopathy with gangrene CC HCC RxHCC CC/MCC Ex6

AHA: Q2 2020, Q4 2017

Type 2 diabetes mellitus with diabetic gangrene

E11.59 Type 2 diabetes mellitus with other circulatory complications HCC RxHCC CC/MCC Ex6

5th E11.6 Type 2 diabetes mellitus with other specified complications

6th E11.61 Type 2 diabetes mellitus with diabetic arthropathy

E11.610 Type 2 diabetes mellitus with diabetic neuropathic arthropathy HCC RxHCC

AHA: Q2 2016

Type 2 diabetes mellitus with Charcôt's joints

E11.618 Type 2 diabetes mellitus with other diabetic arthropathy HCC RxHCC CC/MCC Ex6

AHA: Q2 2018, Q2 2016

6th E11.62 Type 2 diabetes mellitus with skin complications

E11.620 Type 2 diabetes mellitus with diabetic dermatitis HCC RxHCC CC/MCC Ex6

Type 2 diabetes mellitus with diabetic necrobiosis lipoidica

E11.621 Type 2 diabetes mellitus with foot ulcer HCC RxHCC CC/MCC Ex6

AHA: Q1 2020, Q2 2020, Q1 2016

Use additional code to identify site of ulcer (L97.4-, L97.5-)

E11.622 **Type 2 diabetes mellitus with other skin ulcer** HCC RxHCC CC/MCC Ex0

AHA: Q1 2021

Use additional code to identify site of ulcer (L97.1-L97.9, L98.41-L98.49)

E11.628 **Type 2 diabetes mellitus with other skin complications** HCC RxHCC CC/MCC Ex0

6th E11.63 **Type 2 diabetes mellitus with oral complications**

E11.630 **Type 2 diabetes mellitus with periodontal disease** HCC RxHCC CC/MCC Ex0

E11.638 **Type 2 diabetes mellitus with other oral complications** HCC RxHCC CC/MCC Ex0

6th E11.64 **Type 2 diabetes mellitus with hypoglycemia**

Use additional code for hypoglycemia level, if applicable (E16.A-)

E11.641 **Type 2 diabetes mellitus with hypoglycemia with coma** HCC MCC RxHCC CC/MCC Ex0

E11.649 **Type 2 diabetes mellitus with hypoglycemia without coma** HCC RxHCC CC/MCC Ex0

AHA: Q3 2016, Q3 2015

E11.65 **Type 2 diabetes mellitus with hyperglycemia** HCC RxHCC

AHA: Q2 2023, Q1 2022

E11.69 **Type 2 diabetes mellitus with other specified complication** HCC RxHCC CC/MCC Ex0

AHA: Q1 2020, Q4 2016

Use additional code to identify complication

E11.8 **Type 2 diabetes mellitus with unspecified complications** HCC RxHCC CC/MCC Ex0

E11.9 **Type 2 diabetes mellitus without complications** HCC ? RxHCC CC/MCC Ex0

AHA: Q1 2025, Q3 2023, Q2 2020, Q2 2016, Q4 2016

EXCLUDES1 **type 2 diabetes mellitus, without complications in remission (E11.A)*

● E11.A **Type 2 diabetes mellitus without complications in remission** ? CC/MCC Ex0

EXCLUDES1 **type 2 diabetes mellitus, with complications (E11.0-E11.8)*

**type 2 diabetes mellitus, without complications not in remission (E11.9)*

4th E13 **Other specified diabetes mellitus**

See Official Guidelines, "Secondary diabetes mellitus" I.C.4.a.6, "Diabetes mellitus in pregnancy" I.C.15.g

INCLUDES *diabetes mellitus due to genetic defects of beta-cell function*

diabetes mellitus due to genetic defects in insulin action

postpancreatectomy diabetes mellitus

postprocedural diabetes mellitus

secondary diabetes mellitus NEC

Use additional code to identify control using:
injectable non-insulin antidiabetic drugs (Z79.85)
insulin (Z79.4)
oral antidiabetic drugs (Z79.84)
oral hypoglycemic drugs (Z79.84)

EXCLUDES1 *diabetes (mellitus) due to autoimmune process (E10.-)*
diabetes (mellitus) due to immune mediated pancreatic islet beta-cell destruction (E10.-)
diabetes mellitus due to underlying condition (E08.-)
drug or chemical induced diabetes mellitus (E09.-)
gestational diabetes (O24.4-)
neonatal diabetes mellitus (P70.2)
type 1 diabetes mellitus (E10.-)

5th E13.0 **Other specified diabetes mellitus with hyperosmolarity**
E13.00 **Other specified diabetes mellitus with hyperosmolarity without nonketotic hyperglycemic-hyperosmolar coma (NKHHC)** HAC HCC MCC RxHCC CC/MCC Exp
E13.01 **Other specified diabetes mellitus with hyperosmolarity with coma** HAC HCC MCC RxHCC CC/MCC Exp

5th E13.1 **Other specified diabetes mellitus with ketoacidosis**
E13.10 **Other specified diabetes mellitus with ketoacidosis without coma** HAC HCC MCC RxHCC CC/MCC Exp
AHA: Q2 2016
E13.11 **Other specified diabetes mellitus with ketoacidosis with coma** HAC HCC MCC RxHCC CC/MCC Exp

5th E13.2 **Other specified diabetes mellitus with kidney complications**
E13.21 **Other specified diabetes mellitus with diabetic nephropathy** HCC RxHCC CC/MCC Exp
Other specified diabetes mellitus with intercapillary glomerulosclerosis
Other specified diabetes mellitus with intracapillary glomerulonephrosis
Other specified diabetes mellitus with Kimmelstiel-Wilson disease
E13.22 **Other specified diabetes mellitus with diabetic chronic kidney disease** HCC RxHCC CC/MCC Exp
Use additional code to identify stage of chronic kidney disease (N18.1-N18.6)
E13.29 **Other specified diabetes mellitus with other diabetic kidney complication** HCC RxHCC CC/MCC Exp
Other specified diabetes mellitus with renal tubular degeneration

5th E13.3 Other specified diabetes mellitus with ophthalmic complications

6th E13.31 Other specified diabetes mellitus with unspecified diabetic retinopathy

E13.311 Other specified diabetes mellitus with unspecified diabetic retinopathy with macular edema HCC RxHCC CC/MCC Ex6

E13.319 Other specified diabetes mellitus with unspecified diabetic retinopathy without macular edema HCC RxHCC CC/MCC Ex6

6th E13.32 Other specified diabetes mellitus with mild nonproliferative diabetic retinopathy

Other specified diabetes mellitus with nonproliferative diabetic retinopathy NOS

One of the following 7th characters is to be assigned to codes in subcategory E13.32 to designate laterality of the disease:

1 = right eye

2 = left eye

3 = bilateral

9 = unspecified eye

7th E13.321 Other specified diabetes mellitus with mild nonproliferative diabetic retinopathy with macular edema HCC RxHCC CC/MCC Ex6

7th E13.329 Other specified diabetes mellitus with mild nonproliferative diabetic retinopathy without macular edema HCC RxHCC CC/MCC Ex6

6th E13.33 Other specified diabetes mellitus with moderate nonproliferative diabetic retinopathy

One of the following 7th characters is to be assigned to codes in subcategory E13.33 to designate laterality of the disease:

1 = right eye

2 = left eye

3 = bilateral

9 = unspecified eye

7th E13.331 Other specified diabetes mellitus with moderate nonproliferative diabetic retinopathy with macular edema HCC RxHCC CC/MCC Ex6

7th E13.339 Other specified diabetes mellitus with moderate nonproliferative diabetic retinopathy without macular edema HCC RxHCC CC/MCC Ex6

6th E13.34 Other specified diabetes mellitus with severe nonproliferative diabetic retinopathy

One of the following 7th characters is to be assigned to codes in subcategory E13.34 to designate laterality of the disease:

1 = right eye

2 = left eye

3 = bilateral

9 = unspecified eye

E13.341 Other specified diabetes mellitus with severe nonproliferative diabetic retinopathy with macular edema HCC RxHCC CC/MCC Ex0

E13.349 Other specified diabetes mellitus with severe nonproliferative diabetic retinopathy without macular edema HCC RxHCC CC/MCC Ex0

E13.35 Other specified diabetes mellitus with proliferative diabetic retinopathy

One of the following 7th characters is to be assigned to codes in subcategory E13.35 to designate laterality of the disease:

1 = right eye

2 = left eye

3 = bilateral

9 = unspecified eye

E13.351 Other specified diabetes mellitus with proliferative diabetic retinopathy with macular edema HCC RxHCC CC/MCC Ex0

E13.352 Other specified diabetes mellitus with proliferative diabetic retinopathy with traction retinal detachment involving the macula HCC RxHCC CC/MCC Ex0

E13.353 Other specified diabetes mellitus with proliferative diabetic retinopathy with traction retinal detachment not involving the macula HCC RxHCC CC/MCC Ex0

E13.354 Other specified diabetes mellitus with proliferative diabetic retinopathy with combined traction retinal detachment and rhegmatogenous retinal detachment HCC RxHCC CC/MCC Ex0

E13.355 Other specified diabetes mellitus with stable proliferative diabetic retinopathy HCC RxHCC CC/MCC Ex0

E13.359 Other specified diabetes mellitus with proliferative diabetic retinopathy without macular edema HCC RxHCC CC/MCC Ex0

E13.36 Other specified diabetes mellitus with diabetic cataract HCC RxHCC CC/MCC Ex0

E13.37 Other specified diabetes mellitus with diabetic macular edema, resolved following treatment HCC RxHCC CC/MCC Ex0

One of the following 7th characters is to be assigned to code E13.37 to designate laterality of the disease:

1 = right eye

2 = left eye

3 = bilateral

9 = unspecified eye

E13.39 Other specified diabetes mellitus with other diabetic ophthalmic complication HCC RxHCC CC/MCC Ex0

Use additional code to identify manifestation, such as:
diabetic glaucoma (H40-H42)

5th E13.4 Other specified diabetes mellitus with neurological complications

E13.40 Other specified diabetes mellitus with diabetic neuropathy, unspecified HCC RxHCC CC/MCC Exc

E13.41 Other specified diabetes mellitus with diabetic mononeuropathy HCC RxHCC CC/MCC Exc

E13.42 Other specified diabetes mellitus with diabetic polyneuropathy HCC RxHCC CC/MCC Exc

Other specified diabetes mellitus with diabetic neuralgia

E13.43 Other specified diabetes mellitus with diabetic autonomic (poly)neuropathy HCC RxHCC CC/MCC Exc

Other specified diabetes mellitus with diabetic gastroparesis

E13.44 Other specified diabetes mellitus with diabetic amyotrophy HCC RxHCC CC/MCC Exc

E13.49 Other specified diabetes mellitus with other diabetic neurological complication HCC RxHCC CC/MCC Exc

5th E13.5 Other specified diabetes mellitus with circulatory complications

E13.51 Other specified diabetes mellitus with diabetic peripheral angiopathy without gangrene HCC RxHCC CC/MCC Exc

E13.52 Other specified diabetes mellitus with diabetic peripheral angiopathy with gangrene CC HCC RxHCC CC/MCC Exc

Other specified diabetes mellitus with diabetic gangrene

E13.59 Other specified diabetes mellitus with other circulatory complications HCC RxHCC CC/MCC Exc

5th E13.6 Other specified diabetes mellitus with other specified complications

6th E13.61 Other specified diabetes mellitus with diabetic arthropathy

E13.610 Other specified diabetes mellitus with diabetic neuropathic arthropathy HCC RxHCC

Other specified diabetes mellitus with Charcôt's joints

E13.618 Other specified diabetes mellitus with other diabetic arthropathy HCC RxHCC CC/MCC Exc

6th E13.62 Other specified diabetes mellitus with skin complications

E13.620 Other specified diabetes mellitus with diabetic dermatitis HCC RxHCC CC/MCC Exc

Other specified diabetes mellitus with diabetic necrobiosis lipoidica

E13.621 Other specified diabetes mellitus with foot ulcer HCC RxHCC CC/MCC Exc

Use additional code to identify site of ulcer (L97.4-, L97.5-)

E13.622 Other specified diabetes mellitus with other skin ulcer HCC RxHCC CC/MCC Exc

Use additional code to identify site of ulcer (L97.1-L97.9, L98.41-L98.49)

E13.628 Other specified diabetes mellitus with other skin complications HCC RxHCC CC/MCC Exc

E13.63 Other specified diabetes mellitus with oral complications

E13.630 Other specified diabetes mellitus with periodontal disease HCC RxHCC CC/MCC Ex6

E13.638 Other specified diabetes mellitus with other oral complications HCC RxHCC CC/MCC Ex6

E13.64 Other specified diabetes mellitus with hypoglycemia

Use additional code for hypoglycemia level, if applicable (E16.A-)

E13.641 Other specified diabetes mellitus with hypoglycemia with coma HCC MCC RxHCC CC/MCC Ex6

E13.649 Other specified diabetes mellitus with hypoglycemia without coma HCC RxHCC CC/MCC Ex6

E13.65 Other specified diabetes mellitus with hyperglycemia HCC RxHCC CC/MCC Ex6

AHA: Q3 2018

E13.69 Other specified diabetes mellitus with other specified complication HCC RxHCC CC/MCC Ex6

AHA: Q4 2016

Use additional code to identify complication

E13.8 Other specified diabetes mellitus with unspecified complications HCC RxHCC CC/MCC Ex6

E13.9 Other specified diabetes mellitus without complications HCC ? RxHCC CC/MCC Ex6

Other disorders of glucose regulation and pancreatic internal secretion (E15-E16)

E15 Nondiabetic hypoglycemic coma CC HAC CC/MCC Ex6

INCLUDES *drug-induced insulin coma in nondiabetic*
hyperinsulinism with hypoglycemic coma
hypoglycemic coma NOS

4th **E16 Other disorders of pancreatic internal secretion**

E16.0 Drug-induced hypoglycemia without coma CC/MCC Ex6

EXCLUDES1 *diabetes with hypoglycemia without coma (E09.649)*

Use additional code for adverse effect, if applicable, to identify drug (T36-T50 with fifth or sixth character 5)

Use additional code for hypoglycemia level, if applicable (E16.A-)

E16.1 Other hypoglycemia CC/MCC Ex6

AHA: Q2 2024

Functional hyperinsulinism
Functional nonhyperinsulinemic hypoglycemia
Hyperinsulinism NOS
Hyperplasia of pancreatic islet beta cells NOS

Use additional code for hypoglycemia level, if applicable (E16.A-)

EXCLUDES1 *diabetes with hypoglycemia (E08.649, E10.649, E11.649, E13.649)*
hypoglycemia in infant of diabetic mother (P70.1)
neonatal hypoglycemia (P70.4)

E16.2 Hypoglycemia, unspecified CC/MCC Ex6

AHA: Q4 2024, Q3 2016

Use additional code for hypoglycemia level, if applicable (E16.A-)

EXCLUDES1 *diabetes with hypoglycemia (E08.649, E10.649, E11.649, E13.649)*

E16.3 Increased secretion of glucagon RxHCC

Hyperplasia of pancreatic endocrine cells with glucagon excess

E16.4 Increased secretion of gastrin RxHCC CC/MCC Ex6

Hypergastrinemia
Hyperplasia of pancreatic endocrine cells with gastrin excess
Zollinger-Ellison syndrome

E16.8 Other specified disorders of pancreatic internal secretion RxHCC CC/MCC Ex6

Increased secretion from endocrine pancreas of growth hormone-releasing hormone
Increased secretion from endocrine pancreas of pancreatic polypeptide
Increased secretion from endocrine pancreas of somatostatin
Increased secretion from endocrine pancreas of vasoactive-intestinal polypeptide

E16.9 Disorder of pancreatic internal secretion, unspecified RxHCC

Islet-cell hyperplasia NOS
Pancreatic endocrine cell hyperplasia NOS

5th **E16.A Hypoglycemia level**

E16.A1 Hypoglycemia level 1 CC/MCC Ex6

Decreased blood glucose level 1

E16.A2 Hypoglycemia level 2 CC/MCC Ex6

Decreased blood glucose level 2

E16.A3 Hypoglycemia level 3 CC/MCC Ex6

Decreased blood glucose level 3

Disorders of other endocrine glands (E20-E35)

EXCLUDES1 *galactorrhea (N64.3)*
gynecomastia (N62)

4th E20 **Hypoparathyroidism**

EXCLUDES1 *Di George's syndrome (D82.1)*
postprocedural hypoparathyroidism (E89.2)
tetany NOS (R29.0)
transitory neonatal hypoparathyroidism (P71.4)

E20.0 **Idiopathic hypoparathyroidism** RxHCC

E20.1 **Pseudohypoparathyroidism**

5th E20.8 **Other hypoparathyroidism**

6th E20.81 **Hypoparathyroidism due to impaired parathyroid hormone secretion**

E20.810 **Autosomal dominant hypocalcemia** RxHCC
Autosomal dominant hypocalcemia type 1 (ADH1)
Autosomal dominant hypocalcemia type 2 (ADH2)
Code also, if applicable, any associated conditions, such as:
calculus of kidney (N20.0)
chronic kidney disease (N18.-)
respiratory distress (J80, R06.-)
seizure disorder (G40.-, R56.9)

E20.811 **Secondary hypoparathyroidism in diseases classified elsewhere** RxHCC
Code first underlying condition, if known

E20.812 **Autoimmune hypoparathyroidism** RxHCC
Code first, if applicable, underlying condition such as:
autoimmune polyglandular failure (E31.0)
Schmidt's syndrome (E31.0)

E20.818 **Other specified hypoparathyroidism due to impaired parathyroid hormone secretion** RxHCC
Familial isolated hypoparathyroidism

E20.819 **Hypoparathyroidism due to impaired parathyroid hormone secretion, unspecified** RxHCC

E20.89 **Other specified hypoparathyroidism** RxHCC

Familial hypoparathyroidism

E20.9 **Hypoparathyroidism, unspecified** RxHCC

Parathyroid tetany

4th E21 **Hyperparathyroidism and other disorders of parathyroid gland**

EXCLUDES1 *adult osteomalacia (M83.-)*

ectopic hyperparathyroidism (E34.2)

hungry bone syndrome (E83.81)

infantile and juvenile osteomalacia (E55.0)

EXCLUDES2 *familial hypocalciuric hypercalcemia (E83.52)*

E21.0 **Primary hyperparathyroidism** RxHCC

Hyperplasia of parathyroid

Osteitis fibrosa cystica generalisata [von Recklinghausen's disease of bone]

E21.1 **Secondary hyperparathyroidism, not elsewhere classified** RxHCC

EXCLUDES1 *secondary hyperparathyroidism of renal origin (N25.81)*

E21.2 **Other hyperparathyroidism** RxHCC

Tertiary hyperparathyroidism

EXCLUDES1 *familial hypocalciuric hypercalcemia (E83.52)*

E21.3 **Hyperparathyroidism, unspecified** RxHCC

E21.4 **Other specified disorders of parathyroid gland** RxHCC

E21.5 **Disorder of parathyroid gland, unspecified** RxHCC

4th E22 **Hyperfunction of pituitary gland**

EXCLUDES1 *Cushing's syndrome (E24.-)*

Nelson's syndrome (E24.1)

overproduction of ACTH not associated with Cushing's disease (E27.0)

overproduction of pituitary ACTH (E24.0)

overproduction of thyroid-stimulating hormone (E05.8-)

E22.0 **Acromegaly and pituitary gigantism** HCC RxHCC CC/MCC Ex6

Overproduction of growth hormone

EXCLUDES1 *constitutional gigantism (E34.4)*

constitutional tall stature (E34.4)

increased secretion from endocrine pancreas of growth hormone-releasing hormone (E16.8)

E22.1 **Hyperprolactinemia** CC RxHCC CC/MCC Ex6

Use additional code for adverse effect, if applicable, to identify drug (T36-T50 with fifth or sixth character 5)

E22.2 **Syndrome of inappropriate secretion of antidiuretic hormone** CC RxHCC CC/MCC Ex6

E22.8 **Other hyperfunction of pituitary gland** CC RxHCC CC/MCC Ex6

Central precocious puberty

E22.9 **Hyperfunction of pituitary gland, unspecified** CC RxHCC CC/MCC Ex6

4th E23 **Hypofunction and other disorders of the pituitary gland**

INCLUDES *the listed conditions whether the disorder is in the pituitary or the hypothalamus*

EXCLUDES1 *postprocedural hypopituitarism (E89.3)*

short stature due to endocrine disorder (E34.3-)

E23.0 **Hypopituitarism** CC RxHCC CC/MCC Ex6

AHA: Q1 2024

Fertile eunuch syndrome

Hypogonadotropic hypogonadism

Idiopathic growth hormone deficiency

Isolated deficiency of gonadotropin

Isolated deficiency of growth hormone

Isolated deficiency of pituitary hormone

Kallmann's syndrome

Lorain-Levi short stature

Necrosis of pituitary gland (postpartum)

Panhypopituitarism

Pituitary cachexia

Pituitary insufficiency NOS

Pituitary short stature

Sheehan's syndrome

Simmonds' disease

Use additional code, if applicable, for associated cachexia (E88.A)

E23.1 **Drug-induced hypopituitarism** RxHCC CC/MCC Ex6

Use additional code for adverse effect, if applicable, to identify drug (T36-T50 with fifth or sixth character 5)

E23.2 **Diabetes insipidus** CC RxHCC CC/MCC Ex6

EXCLUDES1 *nephrogenic diabetes insipidus (N25.1)*

E23.3 **Hypothalamic dysfunction, not elsewhere classified** RxHCC CC/MCC Ex6

AHA: Q1 2024

EXCLUDES1 *Prader-Willi syndrome (Q87.11)*

Russell-Silver syndrome (Q87.19)

E23.6 **Other disorders of pituitary gland** RxHCC CC/MCC Ex6

Abscess of pituitary

Adiposogenital dystrophy

E23.7 **Disorder of pituitary gland, unspecified** RxHCC CC/MCC Ex6

4th E24 **Cushing's syndrome**

DEFINITION: Cushing syndrome occurs when the body is exposed to high levels of the hormone cortisol for an extended time.

EXCLUDES1 *congenital adrenal hyperplasia (E25.0)*

E24.0 **Pituitary-dependent Cushing's disease** CC HCC RxHCC CC/MCC Ex6

Overproduction of pituitary ACTH

Pituitary-dependent hypercorticalism

E24.1 **Nelson's syndrome** RxHCC CC/MCC Ex6

E24.2 **Drug-induced Cushing's syndrome** CC RxHCC CC/MCC Ex6

Use additional code for adverse effect, if applicable, to identify drug (T36-T50 with fifth or sixth character 5)

E24.3 **Ectopic ACTH syndrome** CC RxHCC CC/MCC Ex6

E24.4 **Alcohol-induced pseudo-Cushing's syndrome** CC RxHCC CC/MCC Ex6

E24.8 **Other Cushing's syndrome** CC RxHCC CC/MCC Ex6

E24.9 **Cushing's syndrome, unspecified** CC RxHCC CC/MCC Ex6

4th E25 **Adrenogenital disorders**

INCLUDES *adrenogenital syndromes, virilizing or feminizing, whether acquired or due to adrenal hyperplasia consequent on inborn enzyme defects in hormone synthesis*
Female adrenal pseudohermaphroditism
Female heterosexual precocious pseudopuberty
Male isosexual precocious pseudopuberty
Male macrogenitosomia praecox
Male sexual precocity with adrenal hyperplasia
Male virilization (female)

EXCLUDES1 *indeterminate sex and pseudohermaphroditism (Q56)*
chromosomal abnormalities (Q90-Q99)

E25.0 **Congenital adrenogenital disorders associated with enzyme deficiency** RxHCC CC/MCC Ex6
Congenital adrenal hyperplasia
21-Hydroxylase deficiency
Salt-losing congenital adrenal hyperplasia

E25.8 **Other adrenogenital disorders** RxHCC CC/MCC Ex6
Idiopathic adrenogenital disorder
Use additional code for adverse effect, if applicable, to identify drug (T36-T50 with fifth or sixth character 5)

E25.9 **Adrenogenital disorder, unspecified** RxHCC CC/MCC Ex6
Adrenogenital syndrome NOS

4th E26 **Hyperaldosteronism**

5th E26.0 **Primary hyperaldosteronism**

E26.01 **Conn's syndrome** RxHCC CC/MCC Ex6
Code also adrenal adenoma (D35.0-)

E26.02 **Glucocorticoid-remediable aldosteronism** RxHCC CC/MCC Ex6
Familial aldosteronism type I

E26.09 **Other primary hyperaldosteronism** RxHCC CC/MCC Ex6
Primary aldosteronism due to adrenal hyperplasia (bilateral)

E26.1 **Secondary hyperaldosteronism** RxHCC CC/MCC Ex6

5th E26.8 **Other hyperaldosteronism**

E26.81 **Bartter's syndrome** RxHCC CC/MCC Exc

E26.89 **Other hyperaldosteronism** RxHCC CC/MCC Exc

E26.9 **Hyperaldosteronism, unspecified** RxHCC CC/MCC Exc

Aldosteronism NOS

Hyperaldosteronism NOS

4th E27 **Other disorders of adrenal gland**

E27.0 **Other adrenocortical overactivity** CC RxHCC CC/MCC Exc

Overproduction of ACTH, not associated with Cushing's disease

Premature adrenarche

EXCLUDES1 *Cushing's syndrome (E24.-)*

E27.1 **Primary adrenocortical insufficiency** CC HCC RxHCC CC/MCC Exc

Addison's disease

Autoimmune adrenalitis

EXCLUDES1 *Addison only phenotype adrenoleukodystrophy (E71.528)*

amyloidosis (E85.-)

tuberculous Addison's disease (A18.7)

Waterhouse-Friderichsen syndrome (A39.1)

E27.2 **Addisonian crisis** CC RxHCC CC/MCC Exc

Adrenal crisis

Adrenocortical crisis

E27.3 **Drug-induced adrenocortical insufficiency** CC RxHCC CC/MCC Exc

Use additional code for adverse effect, if applicable, to identify drug (T36-T50 with fifth or sixth character 5)

5th E27.4 **Other and unspecified adrenocortical insufficiency**

EXCLUDES1 *adrenoleukodystrophy [Addison-Schilder] (E71.528)*

Waterhouse-Friderichsen syndrome (A39.1)

E27.40 **Unspecified adrenocortical insufficiency** CC RxHCC CC/MCC Ex6

AHA: Q1 2024

Adrenocortical insufficiency NOS

Hypoaldosteronism

E27.49 **Other adrenocortical insufficiency** CC RxHCC CC/MCC Ex6

AHA: Q1 2024

Adrenal hemorrhage

Adrenal infarction

E27.5 **Adrenomedullary hyperfunction** CC RxHCC CC/MCC Ex6

Adrenomedullary hyperplasia

Catecholamine hypersecretion

***Code also,** if applicable:

*malignant pheochromocytoma (C74.1-)

*pheochromocytoma (benign) (D35.0-)

*secondary hypertension (I15.2)

E27.8 **Other specified disorders of adrenal gland** RxHCC CC/MCC Ex6

Abnormality of cortisol-binding globulin

E27.9 **Disorder of adrenal gland, unspecified** RxHCC CC/MCC Ex6

4th E28 **Ovarian dysfunction**

Excludes1 *isolated gonadotropin deficiency (E23.0)*

postprocedural ovarian failure (E89.4-)

E28.0 **Estrogen excess**

Use additional code for adverse effect, if applicable, to identify drug (T36-T50 with fifth or sixth character 5)

E28.1 **Androgen excess**

Hypersecretion of ovarian androgens

Use additional code for adverse effect, if applicable, to identify drug (T36-T50 with fifth or sixth character 5)

E28.2 **Polycystic ovarian syndrome**

AHA: Q2 2022

Sclerocystic ovary syndrome

Stein-Leventhal syndrome

5th E28.3 **Primary ovarian failure**

EXCLUDES1 *pure gonadal dysgenesis (Q99.1)*

Turner's syndrome (Q96.-)

6th E28.31 **Premature menopause**

E28.310 **Symptomatic premature menopause** A

Symptoms such as flushing, sleeplessness, headache, lack of concentration, associated with premature menopause

E28.319 **Asymptomatic premature menopause** A

Premature menopause NOS

E28.39 **Other primary ovarian failure**

Decreased estrogen

Resistant ovary syndrome

E28.8 **Other ovarian dysfunction**

Ovarian hyperfunction NOS

EXCLUDES1 *postprocedural ovarian failure (E89.4-)*

E28.9 **Ovarian dysfunction, unspecified**

4th E29 **Testicular dysfunction**

EXCLUDES1 *androgen insensitivity syndrome (E34.5-)*

azoospermia or oligospermia NOS (N46.0-N46.1)

isolated gonadotropin deficiency (E23.0)

Klinefelter's syndrome (Q98.0-Q98.1, Q98.4)

E29.0 **Testicular hyperfunction**

Hypersecretion of testicular hormones

E29.1 **Testicular hypofunction**

Defective biosynthesis of testicular androgen NOS

5-delta-Reductase deficiency (with male pseudohermaphroditism)

Testicular hypogonadism NOS

Use additional code for adverse effect, if applicable, to identify drug (T36-T50 with fifth or sixth character 5)

EXCLUDES1 *postprocedural testicular hypofunction (E89.5)*

E29.8 **Other testicular dysfunction**

E29.9 **Testicular dysfunction, unspecified**

4th E30 **Disorders of puberty, not elsewhere classified**

E30.0 **Delayed puberty**

Constitutional delay of puberty
Delayed sexual development

E30.1 **Precocious puberty** P

Precocious menstruation

EXCLUDES1 *Albright (-McCune) (-Sternberg) syndrome (Q78.1)*
central precocious puberty (E22.8)
congenital adrenal hyperplasia (E25.0)
female heterosexual precocious pseudopuberty (E25.-)
male isosexual precocious pseudopuberty (E25.-)

E30.8 **Other disorders of puberty** P

Premature thelarche

E30.9 **Disorder of puberty, unspecified** CC/MCC Ex6

4th E31 **Polyglandular dysfunction**

EXCLUDES1 *ataxia telangiectasia [Louis-Bar] (G11.3)*
dystrophia myotonica [Steinert] (G71.11)
pseudohypoparathyroidism (E20.1)

E31.0 **Autoimmune polyglandular failure** HCC RxHCC

Schmidt's syndrome

E31.1 **Polyglandular hyperfunction** HCC RxHCC

EXCLUDES1 *multiple endocrine adenomatosis (E31.2-)*
multiple endocrine neoplasia (E31.2-)

5th E31.2 **Multiple endocrine neoplasia [MEN] syndromes**

Multiple endocrine adenomatosis

Code also any associated malignancies and other conditions associated with the syndromes

E31.20 **Multiple endocrine neoplasia [MEN] syndrome, unspecified** HCC RxHCC

Multiple endocrine adenomatosis NOS

Multiple endocrine neoplasia [MEN] syndrome NOS

E31.21 **Multiple endocrine neoplasia [MEN] type I** HCC RxHCC

Wermer's syndrome

E31.22 **Multiple endocrine neoplasia [MEN] type IIA** HCC RxHCC

Sipple's syndrome

E31.23 **Multiple endocrine neoplasia [MEN] type IIB** HCC RxHCC

E31.8 **Other polyglandular dysfunction** HCC RxHCC

E31.9 **Polyglandular dysfunction, unspecified** HCC RxHCC

4th E32 **Diseases of thymus**

EXCLUDES1 *aplasia or hypoplasia of thymus with immunodeficiency (D82.1)*

myasthenia gravis (G70.0)

E32.0 **Persistent hyperplasia of thymus** RxHCC CC/MCC Ex6

Hypertrophy of thymus

E32.1 **Abscess of thymus** CC RxHCC CC/MCC Ex6

E32.8 **Other diseases of thymus** RxHCC CC/MCC Ex6

EXCLUDES1 *aplasia or hypoplasia with immunodeficiency (D82.1)*

thymoma (D15.0)

E32.9 **Disease of thymus, unspecified** RxHCC CC/MCC Ex6

4th E34 **Other endocrine disorders**

EXCLUDES1 *pseudohypoparathyroidism (E20.1)*

5th E34.0 **Carcinoid syndrome** HCC RxHCC

Code also the underlying disorder, such as:

primary neuroendocrine tumors (C7A.-)

secondary neuroendocrine tumors (C7B.-)

E34.00 **Carcinoid syndrome, unspecified** CC HCC RxHCC CC/MCC Ex6

Carcinoid disease, unspecified

E34.01 **Carcinoid heart syndrome** CC HCC RxHCC CC/MCC Ex6

Carcinoid heart disease

Hedinger syndrome

E34.09 **Other carcinoid syndrome** CC HCC RxHCC CC/MCC Ex6

Carcinoid disease NEC

Carcinoid syndrome NEC

Other carcinoid disease

E34.1 **Other hypersecretion of intestinal hormones** CC/MCC Ex6

E34.2 **Ectopic hormone secretion, not elsewhere classified** CC/MCC Ex6

EXCLUDES1 *ectopic ACTH syndrome (E24.3)*

5th E34.3 **Short stature due to endocrine disorder**

EXCLUDES1 *achondroplastic short stature (Q77.4)*

hypochondroplastic short stature (Q77.4)

nutritional short stature (E45)

pituitary short stature (E23.0)

progeria (E34.8)

renal short stature (N25.0)

Russell-Silver syndrome (Q87.19)

short-limbed stature with immunodeficiency (D82.2)

short stature (child) (R62.52)

short stature in specific dysmorphic syndromes - code to syndrome - see Alphabetical Index

short stature NOS (R62.52)

E34.30 **Short stature due to endocrine disorder, unspecified**

AHA: Q4 2022

E34.31 **Constitutional short stature**

AHA: Q4 2022

Constitutional delay of growth, puberty, or maturation

6th E34.32 Genetic causes of short stature

E34.321 Primary insulin-like growth factor-1 (IGF-1) deficiency

AHA: Q4 2022

Acid-labile subunit gene (IGFALS) defect

Growth hormone gene 1 (GH1) defect with growth hormone neutralizing antibodies

Growth hormone insensitivity syndrome (GHIS)

Insulin-like growth factor 1 gene (IGF1) defect

Laron type short stature

Severe primary insulin-like growth factor-1 deficiency (SPIGFD)

Signal transducer and activator of transcription 5B gene (STAT5b) defect

E34.322 Insulin-like growth factor-1 (IGF-1) resistance

AHA: Q4 2022

Genetic syndrome with resistance to insulin-like growth factor-1

Insulin-like growth factor-1 receptor (IGF-1R) defect

Post-insulin-like growth factor-1 receptor signaling defect

E34.328 Other genetic causes of short stature

AHA: Q4 2022

Short stature due to ACAN gene variant

Short stature due to aggrecan deficiency

Short stature due to NPR-2 gene variant

E34.329 Unspecified genetic causes of short stature

AHA: Q4 2022

E34.39 Other short stature due to endocrine disorder

AHA: Q4 2022

E34.4 Constitutional tall stature RxHCC CC/MCC Ex6

Constitutional gigantism

5th E34.5 Androgen insensitivity syndrome

E34.50 Androgen insensitivity syndrome, unspecified CC/MCC Ex6

Androgen insensitivity NOS

E34.51 **Complete androgen insensitivity syndrome** CC/MCC Ex0

Complete androgen insensitivity
de Quervain syndrome
Goldberg-Maxwell syndrome

E34.52 **Partial androgen insensitivity syndrome** CC/MCC Ex0

Partial androgen insensitivity
Reifenstein syndrome

E34.8 **Other specified endocrine disorders** CC/MCC Ex0

Pineal gland dysfunction
Progeria
EXCLUDES1 *pseudohypoparathyroidism (E20.1)*

E34.9 **Endocrine disorder, unspecified** CC/MCC Ex0

Endocrine disturbance NOS
Hormone disturbance NOS

E35 **Disorders of endocrine glands in diseases classified elsewhere**

Code first underlying disease, such as:
late congenital syphilis of thymus gland [Dubois disease] (A50.59)

Use additional code, if applicable, to identify:
sequelae of tuberculosis of other organs (B90.8)

EXCLUDES1 *Echinococcus granulosus infection of thyroid gland (B67.3)*
meningococcal hemorrhagic adrenalitis (A39.1)
syphilis of endocrine gland (A52.79)
tuberculosis of adrenal gland, except calcification (A18.7)
tuberculosis of endocrine gland NEC (A18.82)
tuberculosis of thyroid gland (A18.81)
Waterhouse-Friderichsen syndrome (A39.1)

Intraoperative complications of endocrine system (E36)

4th **E36 Intraoperative complications of endocrine system**

Excludes1 *postprocedural endocrine and metabolic complications and disorders, not elsewhere classified (E89.-)*

5th **E36.0 Intraoperative hemorrhage and hematoma of an endocrine system organ or structure complicating a procedure**

Excludes1 *intraoperative hemorrhage and hematoma of an endocrine system organ or structure due to accidental puncture or laceration during a procedure (E36.1-)*

E36.01 Intraoperative hemorrhage and hematoma of an endocrine system organ or structure complicating an endocrine system procedure CC CC/MCC Ex0

AHA: Q1 2020

E36.02 Intraoperative hemorrhage and hematoma of an endocrine system organ or structure complicating other procedure CC CC/MCC Ex0

5th **E36.1 Accidental puncture and laceration of an endocrine system organ or structure during a procedure**

E36.11 Accidental puncture and laceration of an endocrine system organ or structure during an endocrine system procedure CC CC/MCC Ex0

E36.12 Accidental puncture and laceration of an endocrine system organ or structure during other procedure CC CC/MCC Ex0

E36.8 Other intraoperative complications of endocrine system CC/MCC Ex0

Use additional code, if applicable, to further specify disorder

Malnutrition (E40-E46)

EXCLUDES1 *intestinal malabsorption (K90.-)*

sequelae of protein-calorie malnutrition (E64.0)

EXCLUDES2 *nutritional anemias (D50-D53)*

starvation (T73.0)

E40 Kwashiorkor MCC CC/MCC Ex0

AHA: Q3 2017

Severe malnutrition with nutritional edema with dyspigmentation of skin and hair

EXCLUDES1 *marasmic kwashiorkor (E42)*

E41 Nutritional marasmus MCC CC/MCC Ex0

AHA: Q3 2017

Severe malnutrition with marasmus

EXCLUDES1 *marasmic kwashiorkor (E42)*

E42 Marasmic kwashiorkor MCC CC/MCC Ex0

AHA: Q3 2017

Intermediate form severe protein-calorie malnutrition

Severe protein-calorie malnutrition with signs of both kwashiorkor and marasmus

E43 Unspecified severe protein-calorie malnutrition MCC CC/MCC Ex0

AHA: Q4 2023, Q1 2022, Q1 2020, Q3 2017, Q4 2017

Starvation edema

4th **E44 Protein-calorie malnutrition of moderate and mild degree**

E44.0 Moderate protein-calorie malnutrition CC CC/MCC Ex0

AHA: Q3 2017

E44.1 Mild protein-calorie malnutrition CC CC/MCC Ex0

AHA: Q3 2017

E45 Retarded development following protein-calorie malnutrition CC CC/MCC Ex0

Nutritional short stature

Nutritional stunting

Physical retardation due to malnutrition

E46 Unspecified protein-calorie malnutrition CC CC/MCC Ex0

AHA: Q3 2017

Malnutrition NOS

Protein-calorie imbalance NOS

EXCLUDES1 *nutritional deficiency NOS (E63.9)*

Other nutritional deficiencies (E50-E64)

EXCLUDES2 *nutritional anemias (D50-D53)*

4th E50 Vitamin A deficiency

EXCLUDES1 *sequelae of vitamin A deficiency (E64.1)*

E50.0 Vitamin A deficiency with conjunctival xerosis

E50.1 Vitamin A deficiency with Bitot's spot and conjunctival xerosis

Bitot's spot in the young child

E50.2 Vitamin A deficiency with corneal xerosis

E50.3 Vitamin A deficiency with corneal ulceration and xerosis

E50.4 Vitamin A deficiency with keratomalacia

E50.5 Vitamin A deficiency with night blindness

E50.6 Vitamin A deficiency with xerophthalmic scars of cornea

E50.7 Other ocular manifestations of vitamin A deficiency

Xerophthalmia NOS

E50.8 Other manifestations of vitamin A deficiency

Follicular keratosis

Xeroderma

E50.9 Vitamin A deficiency, unspecified

Hypovitaminosis A NOS

4th E51 Thiamine deficiency

EXCLUDES1 *sequelae of thiamine deficiency (E64.8)*

5th E51.1 Beriberi

E51.11 Dry beriberi CC CC/MCC Exc

Beriberi NOS

Beriberi with polyneuropathy

E51.12 Wet beriberi CC CC/MCC Exc

Beriberi with cardiovascular manifestations

Cardiovascular beriberi

Shoshin disease

E51.2 Wernicke's encephalopathy CC CC/MCC Ex0

E51.8 Other manifestations of thiamine deficiency CC CC/MCC Ex0

E51.9 Thiamine deficiency, unspecified CC CC/MCC Ex0

E52 Niacin deficiency [pellagra] CC/MCC Ex0

Niacin (-tryptophan) deficiency

Nicotinamide deficiency

Pellagra (alcoholic)

EXCLUDES1 *sequelae of niacin deficiency (E64.8)*

4th E53 Deficiency of other B group vitamins

EXCLUDES1 *sequelae of vitamin B deficiency (E64.8)*

E53.0 Riboflavin deficiency CC CC/MCC Ex0

Ariboflavinosis

Vitamin B2 deficiency

E53.1 Pyridoxine deficiency CC/MCC Ex0

Vitamin B6 deficiency

EXCLUDES1 *pyridoxine-responsive sideroblastic anemia (D64.3)*

E53.8 Deficiency of other specified B group vitamins CC/MCC Ex0

Biotin deficiency

Cyanocobalamin deficiency

Folate deficiency

Folic acid deficiency

Pantothenic acid deficiency

Vitamin B12 deficiency

EXCLUDES1 *folate deficiency anemia (D52.-)*

vitamin B12 deficiency anemia (D51.-)

E53.9 Vitamin B deficiency, unspecified CC/MCC Ex0

E54 **Ascorbic acid deficiency**

Deficiency of vitamin C

Scurvy

EXCLUDES *scorbutic anemia (D53.2)*

sequelae of vitamin C deficiency (E64.2)

4th E55 **Vitamin D deficiency**

EXCLUDES *adult osteomalacia (M83.-)*

osteoporosis (M80.-)

sequelae of rickets (E64.3)

E55.0 **Rickets, active** CC RxHCC CC/MCC Ex0

Infantile osteomalacia

Juvenile osteomalacia

EXCLUDES *celiac rickets (K90.0)*

Crohn's rickets (K50.-)

hereditary vitamin D-dependent rickets (E83.32)

inactive rickets (E64.3)

renal rickets (N25.0)

sequelae of rickets (E64.3)

vitamin D-resistant rickets (E83.31)

E55.9 **Vitamin D deficiency, unspecified** CC/MCC Ex0

Avitaminosis D

4th E56 **Other vitamin deficiencies**

EXCLUDES *sequelae of other vitamin deficiencies (E64.8)*

E56.0 **Deficiency of vitamin E** CC/MCC Ex0

E56.1 **Deficiency of vitamin K** CC/MCC Ex0

EXCLUDES *deficiency of coagulation factor due to vitamin K deficiency (D68.4)*

vitamin K deficiency of newborn (P53)

E56.8 **Deficiency of other vitamins** CC/MCC Ex0

E56.9 **Vitamin deficiency, unspecified** CC/MCC Ex0

E58 **Dietary calcium deficiency** CC/MCC Ex0

Excludes *disorders of calcium metabolism (E83.5-)*

sequelae of calcium deficiency (E64.8)

E59 **Dietary selenium deficiency** CC/MCC Ex0

Keshan disease

Excludes *sequelae of selenium deficiency (E64.8)*

E60 **Dietary zinc deficiency** CC/MCC Ex0

4th E61 **Deficiency of other nutrient elements**

Use additional code for adverse effect, if applicable, to identify drug (T36-T50 with fifth or sixth character 5)

Excludes *disorders of mineral metabolism (E83.-)*

iodine deficiency related thyroid disorders (E00-E02)

sequelae of malnutrition and other nutritional deficiencies (E64.-)

E61.0 **Copper deficiency** CC/MCC Ex0

E61.1 **Iron deficiency** CC/MCC Ex0

Excludes *iron deficiency anemia (D50.-)*

E61.2 **Magnesium deficiency** CC/MCC Ex0

E61.3 **Manganese deficiency** CC/MCC Ex0

E61.4 **Chromium deficiency** CC/MCC Ex0

E61.5 **Molybdenum deficiency** CC/MCC Ex0

E61.6 **Vanadium deficiency** CC/MCC Ex0

E61.7 **Deficiency of multiple nutrient elements** CC/MCC Ex0

E61.8 **Deficiency of other specified nutrient elements** CC/MCC Ex0

E61.9 **Deficiency of nutrient element, unspecified** CC/MCC Ex0

4th E63 **Other nutritional deficiencies**

EXCLUDES *dehydration (E86.0)*

failure to thrive, adult (R62.7)

failure to thrive, child (R62.51)

feeding problems in newborn (P92.-)

sequelae of malnutrition and other nutritional deficiencies (E64.-)

E63.0 **Essential fatty acid [EFA] deficiency** CC/MCC Ex0

E63.1 **Imbalance of constituents of food intake** CC/MCC Ex0

E63.8 **Other specified nutritional deficiencies** CC/MCC Ex0

E63.9 **Nutritional deficiency, unspecified** CC/MCC Ex0

4th E64 **Sequelae of malnutrition and other nutritional deficiencies**

NOTES This category is to be used to indicate conditions in categories E43, E44, E46, E50-E63 as the cause of sequelae, which are themselves classified elsewhere. The 'sequelae' include conditions specified as such; they also include the late effects of diseases classifiable to the above categories if the disease itself is no longer present

Code first condition resulting from (sequela) of malnutrition and other nutritional deficiencies

E64.0 **Sequelae of protein-calorie malnutrition** CC POA CC/MCC Ex0

EXCLUDES *retarded development following protein-calorie malnutrition (E45)*

E64.1 **Sequelae of vitamin A deficiency** POA

E64.2 **Sequelae of vitamin C deficiency** POA

E64.3 **Sequelae of rickets** POA CC/MCC Ex0

E64.8 **Sequelae of other nutritional deficiencies** POA CC/MCC Ex0

E64.9 **Sequelae of unspecified nutritional deficiency** POA CC/MCC Ex0

Overweight, obesity and other hyperalimentation (E65-E68)

E65 **Localized adiposity** CC/MCC Ex6

Fat pad

4th E66 **Overweight and obesity**

Code first obesity complicating pregnancy, childbirth and the puerperium, if applicable (O99.21-)

Use additional code to identify body mass index (BMI), if known, for adults (Z68.1-Z68.45) or pediatrics (Z68.5-)

excludes2 *adiposogenital dystrophy (E23.6)*

lipomatosis dolorosa [Dercum] (E88.2)

lipomatosis NOS (E88.2)

Prader-Willi syndrome (Q87.11)

5th E66.0 **Obesity due to excess calories**

E66.01 **Morbid (severe) obesity due to excess calories** HAC HCC CC/MCC Ex6

AHA: Q1 2025, Q2 2022, Q3 2022, Q4 2018

excludes1 *morbid (severe) obesity with alveolar hypoventilation (E66.2)*

E66.09 **Other obesity due to excess calories** ? CC/MCC Ex6

E66.1 **Drug-induced obesity** ? CC/MCC Ex6

AHA: Q1 2025, Q3 2022

Use additional code for adverse effect, if applicable, to identify drug (T36-T50 with fifth or sixth character 5)

E66.2 **Morbid (severe) obesity with alveolar hypoventilation** CC HCC CC/MCC Ex6

AHA: Q1 2025

Obesity hypoventilation syndrome (OHS)

Pickwickian syndrome

E66.3 **Overweight**

5th E66.8 **Other obesity**

6th E66.81 **Obesity class**

E66.811 **Obesity, class 1** ? CC/MCC Ex6

E66.812 **Obesity, class 2** ? CC/MCC Ex6

E66.813 **Obesity, class 3** HAC HCC ? CC/MCC Ex6

E66.89 **Other obesity not elsewhere classified** ? CC/MCC Ex6

E66.9 **Obesity, unspecified** 2 CC/MCC Ex0

AHA: Q2 2021

Obesity NOS

4th E67 **Other hyperalimentation**

EXCLUDES1 *hyperalimentation NOS (R63.2)*

sequelae of hyperalimentation (E68)

E67.0 **Hypervitaminosis A**

E67.1 **Hypercarotenemia**

E67.2 **Megavitamin-B6 syndrome**

E67.3 **Hypervitaminosis D**

E67.8 **Other specified hyperalimentation**

E68 **Sequelae of hyperalimentation**

Code first condition resulting from (sequela) of hyperalimentation

Metabolic disorders (E70-E88)

EXCLUDES1 *androgen insensitivity syndrome (E34.5-)*
congenital adrenal hyperplasia (E25.0)
hemolytic anemias attributable to enzyme disorders (D55.-)
Marfan syndrome (Q87.4-)
5-alpha-reductase deficiency (E29.1)

EXCLUDES2 *Ehlers-Danlos syndromes (Q79.6-)*

4th **E70 Disorders of aromatic amino-acid metabolism**

E70.0 Classical phenylketonuria CC RxHCC CC/MCC Ex6

E70.1 Other hyperphenylalaninemias CC RxHCC CC/MCC Ex6

5th **E70.2 Disorders of tyrosine metabolism**

EXCLUDES1 *transitory tyrosinemia of newborn (P74.5)*

E70.20 Disorder of tyrosine metabolism, unspecified CC RxHCC CC/MCC Ex6

E70.21 Tyrosinemia CC RxHCC CC/MCC Ex6

Hypertyrosinemia

E70.29 Other disorders of tyrosine metabolism CC RxHCC CC/MCC Ex6

Alkaptonuria
Ochronosis

5th **E70.3 Albinism**

E70.30 Albinism, unspecified CC RxHCC CC/MCC Ex6

6th **E70.31 Ocular albinism**

E70.310 X-linked ocular albinism CC RxHCC CC/MCC Ex6

E70.311 Autosomal recessive ocular albinism CC RxHCC CC/MCC Ex6

E70.318 Other ocular albinism CC RxHCC CC/MCC Ex6

E70.319 Ocular albinism, unspecified CC RxHCC CC/MCC Ex6

6th E70.32 Oculocutaneous albinism

Excludes1 *Chediak-Higashi syndrome (E70.330)*

Hermansky-Pudlak syndrome (E70.331)

E70.320 Tyrosinase negative oculocutaneous albinism CC RxHCC CC/MCC Exc

Albinism I

Oculocutaneous albinism ty-neg

E70.321 Tyrosinase positive oculocutaneous albinism CC RxHCC CC/MCC Exc

Albinism II

Oculocutaneous albinism ty-pos

E70.328 Other oculocutaneous albinism CC RxHCC CC/MCC Exc

Cross syndrome

E70.329 Oculocutaneous albinism, unspecified CC RxHCC CC/MCC Exc

6th E70.33 Albinism with hematologic abnormality

E70.330 Chediak-Higashi syndrome CC RxHCC CC/MCC Exc

E70.331 Hermansky-Pudlak syndrome CC RxHCC CC/MCC Exc

E70.338 Other albinism with hematologic abnormality CC RxHCC CC/MCC Exc

E70.339 Albinism with hematologic abnormality, unspecified CC RxHCC CC/MCC Exc

E70.39 Other specified albinism CC RxHCC CC/MCC Exc

Piebaldism

5th E70.4 Disorders of histidine metabolism

E70.40 Disorders of histidine metabolism, unspecified CC RxHCC CC/MCC Exc

E70.41 Histidinemia CC RxHCC CC/MCC Exc

E70.49 Other disorders of histidine metabolism CC RxHCC CC/MCC Exc

E70.5 Disorders of tryptophan metabolism CC RxHCC CC/MCC Exc

5th E70.8 Other disorders of aromatic amino-acid metabolism

E70.81 Aromatic L-amino acid decarboxylase deficiency CC RxHCC CC/MCC Ex6

AHA: Q4 2020

AADC deficiency

E70.89 Other disorders of aromatic amino-acid metabolism CC RxHCC CC/MCC Ex6

AHA: Q4 2020

E70.9 Disorder of aromatic amino-acid metabolism, unspecified CC RxHCC CC/MCC Ex6

4th E71 Disorders of branched-chain amino-acid metabolism and fatty-acid metabolism

E71.0 Maple-syrup-urine disease CC RxHCC CC/MCC Ex6

5th E71.1 Other disorders of branched-chain amino-acid metabolism

6th E71.11 Branched-chain organic acidurias

E71.110 Isovaleric acidemia CC RxHCC CC/MCC Ex6

E71.111 3-methylglutaconic aciduria CC RxHCC CC/MCC Ex6

E71.118 Other branched-chain organic acidurias CC RxHCC CC/MCC Ex6

6th E71.12 Disorders of propionate metabolism

E71.120 Methylmalonic acidemia CC RxHCC CC/MCC Ex6

E71.121 Propionic acidemia CC RxHCC CC/MCC Ex6

E71.128 Other disorders of propionate metabolism CC RxHCC CC/MCC Ex6

E71.19 Other disorders of branched-chain amino-acid metabolism CC RxHCC CC/MCC Ex6

Hyperleucine-isoleucinemia

Hypervalinemia

E71.2 Disorder of branched-chain amino-acid metabolism, unspecified CC RxHCC CC/MCC Ex6

5th E71.3 Disorders of fatty-acid metabolism

EXCLUDES1 *peroxisomal disorders (E71.5)*

Refsum's disease (G60.1)

Schilder's disease (G37.0)

EXCLUDES2 *carnitine deficiency due to inborn error of metabolism (E71.42)*

E71.30 Disorder of fatty-acid metabolism, unspecified RxHCC CC/MCC Ex6

6th E71.31 Disorders of fatty-acid oxidation

E71.310 Long chain/very long chain acyl CoA dehydrogenase deficiency CC RxHCC CC/MCC Ex0

LCAD deficiency

VLCAD deficiency

E71.311 Medium chain acyl CoA dehydrogenase deficiency CC RxHCC CC/MCC Ex0

MCAD deficiency

E71.312 Short chain acyl CoA dehydrogenase deficiency CC RxHCC CC/MCC Ex0

SCAD deficiency

E71.313 Glutaric aciduria type II CC RxHCC CC/MCC Ex0

Glutaric aciduria type II A

Glutaric aciduria type II B

Glutaric aciduria type II C

EXCLUDES1 *glutaric aciduria (type 1) NOS (E72.3)*

E71.314 Muscle carnitine palmitoyltransferase deficiency CC RxHCC CC/MCC Ex0

E71.318 Other disorders of fatty-acid oxidation CC RxHCC CC/MCC Ex0

E71.32 Disorders of ketone metabolism CC RxHCC CC/MCC Ex0

E71.39 Other disorders of fatty-acid metabolism CC RxHCC CC/MCC Ex0

5th E71.4 Disorders of carnitine metabolism

EXCLUDES1 *Muscle carnitine palmitoyltransferase deficiency (E71.314)*

E71.40 Disorder of carnitine metabolism, unspecified RxHCC CC/MCC Ex0

E71.41 Primary carnitine deficiency RxHCC CC/MCC Ex0

E71.42 Carnitine deficiency due to inborn errors of metabolism RxHCC CC/MCC Ex0

Code also associated inborn error or metabolism

E71.43 Iatrogenic carnitine deficiency RxHCC CC/MCC Ex0

Carnitine deficiency due to hemodialysis

Carnitine deficiency due to Valproic acid therapy

6th E71.44 Other secondary carnitine deficiency

E71.440 Ruvalcaba-Myhre-Smith syndrome RxHCC CC/MCC Ex0

E71.448 Other secondary carnitine deficiency RxHCC CC/MCC Ex0

- E71.5 Peroxisomal disorders
  - EXCLUDES1 *Schilder's disease (G37.0)*
  - E71.50 **Peroxisomal disorder, unspecified** CC RxHCC CC/MCC Exc
  - E71.51 **Disorders of peroxisome biogenesis**
    - Group 1 peroxisomal disorders
    - EXCLUDES1 *Refsum's disease (G60.1)*
    - E71.510 **Zellweger syndrome** CC RxHCC CC/MCC Exc
    - E71.511 **Neonatal adrenoleukodystrophy** CC RxHCC CC/MCC Exc
      - EXCLUDES1 *X-linked adrenoleukodystrophy (E71.42-)*
    - E71.518 **Other disorders of peroxisome biogenesis** CC RxHCC CC/MCC Exc
  - E71.52 **X-linked adrenoleukodystrophy**
    - E71.520 **Childhood cerebral X-linked adrenoleukodystrophy** CC RxHCC CC/MCC Exc
    - E71.521 **Adolescent X-linked adrenoleukodystrophy** CC RxHCC CC/MCC Exc
    - E71.522 **Adrenomyeloneuropathy** CC RxHCC CC/MCC Exc
    - E71.528 **Other X-linked adrenoleukodystrophy** CC RxHCC CC/MCC Exc
      - Addison only phenotype adrenoleukodystrophy
      - Addison-Schilder adrenoleukodystrophy
    - E71.529 **X-linked adrenoleukodystrophy, unspecified type** CC RxHCC CC/MCC Exc
  - E71.53 **Other group 2 peroxisomal disorders** CC RxHCC CC/MCC Exc
  - E71.54 **Other peroxisomal disorders**
    - E71.540 **Rhizomelic chondrodysplasia punctata** CC RxHCC CC/MCC Exc
    - E71.541 **Zellweger-like syndrome** CC RxHCC CC/MCC Exc
    - E71.542 **Other group 3 peroxisomal disorders** CC RxHCC CC/MCC Exc
    - E71.548 **Other peroxisomal disorders** CC RxHCC CC/MCC Exc

4th **E72 Other disorders of amino-acid metabolism**

EXCLUDES1 *disorders of:*

aromatic amino-acid metabolism (E70.-)

branched-chain amino-acid metabolism (E71.0-E71.2)

fatty-acid metabolism (E71.3)

purine and pyrimidine metabolism (E79.-)

gout (M1A.-, M10.-)

5th **E72.0 Disorders of amino-acid transport**

EXCLUDES1 *disorders of tryptophan metabolism (E70.5)*

E72.00 Disorders of amino-acid transport, unspecified CC RxHCC CC/MCC Ex6

E72.01 Cystinuria CC RxHCC CC/MCC Ex6

E72.02 Hartnup's disease CC RxHCC CC/MCC Ex6

E72.03 Lowe's syndrome CC RxHCC CC/MCC Ex6

Use additional code for associated glaucoma (H42)

E72.04 Cystinosis CC RxHCC CC/MCC Ex6

Fanconi (-de Toni) (-Debré) syndrome with cystinosis

EXCLUDES1 *Fanconi (-de Toni) (-Debré) syndrome without cystinosis (E72.09)*

E72.09 Other disorders of amino-acid transport CC RxHCC CC/MCC Ex6

Fanconi (-de Toni) (-Debré) syndrome, unspecified

5th **E72.1 Disorders of sulfur-bearing amino-acid metabolism**

EXCLUDES1 *cystinosis (E72.04)*

cystinuria (E72.01)

transcobalamin II deficiency (D51.2)

E72.10 Disorders of sulfur-bearing amino-acid metabolism, unspecified CC RxHCC CC/MCC Ex6

E72.11 Homocystinuria CC RxHCC CC/MCC Ex6

AHA: Q4 2021

Cystathionine synthase deficiency

E72.12 Methylenetetrahydrofolate reductase deficiency CC RxHCC CC/MCC Ex6

E72.19 Other disorders of sulfur-bearing amino-acid metabolism CC RxHCC CC/MCC Ex6

Cystathioninuria

Methioninemia

Sulfite oxidase deficiency

5th E72.2 **Disorders of urea cycle metabolism**

EXCLUDES1 *disorders of ornithine metabolism (E72.4)*

E72.20 **Disorder of urea cycle metabolism, unspecified** CC RxHCC CC/MCC Exc

Hyperammonemia

EXCLUDES1 *hyperammonemia-hyperornithinemia-homocitrullinemia syndrome E72.4*

transient hyperammonemia of newborn (P74.6)

E72.21 **Argininemia** CC RxHCC CC/MCC Exc

E72.22 **Arginosuccinic aciduria** CC RxHCC CC/MCC Exc

E72.23 **Citrullinemia** CC RxHCC CC/MCC Exc

E72.29 **Other disorders of urea cycle metabolism** CC RxHCC CC/MCC Exc

E72.3 **Disorders of lysine and hydroxylysine metabolism** CC RxHCC CC/MCC Exc

Glutaric aciduria NOS

Glutaric aciduria (type I)

Hydroxylysinemia

Hyperlysinemia

EXCLUDES1 *glutaric aciduria type II (E71.313)*

Refsum's disease (G60.1)

Zellweger syndrome (E71.510)

E72.4 **Disorders of ornithine metabolism** CC RxHCC CC/MCC Exc

Hyperammonemia-Hyperornithinemia-Homocitrullinemia syndrome

Ornithinemia (types I, II)

Ornithine transcarbamylase deficiency

EXCLUDES1 *hereditary choroidal dystrophy (H31.2-)*

5th E72.5 **Disorders of glycine metabolism**

E72.50 **Disorder of glycine metabolism, unspecified** CC RxHCC CC/MCC Exc

E72.51 **Non-ketotic hyperglycinemia** CC RxHCC CC/MCC Exc

E72.52 **Trimethylaminuria** CC RxHCC CC/MCC Exc

6th E72.53 **Primary hyperoxaluria** HCC RxHCC

Oxalosis

Oxaluria

excludes1 *secondary hyperoxaluria (E72.54-)

- E72.530 **Primary hyperoxaluria, type 1** CC CC/MCC Ex6
- E72.538 **Other specified primary hyperoxaluria** CC CC/MCC Ex6

*Primary hyperoxaluria, type 2

*Primary hyperoxaluria, type 3

- E72.539 **Primary hyperoxaluria, unspecified** CC CC/MCC Ex6

- 6th E72.54 **Secondary hyperoxaluria**

excludes1 *primary hyperoxaluria (E72.53-)

- E72.540 **Dietary hyperoxaluria** CC/MCC Ex6
- E72.541 **Enteric hyperoxaluria** CC/MCC Ex6
- E72.548 **Other secondary hyperoxaluria** CC/MCC Ex6
- E72.549 **Secondary hyperoxaluria, unspecified** CC/MCC Ex6

E72.59 **Other disorders of glycine metabolism** CC RxHCC CC/MCC Ex6

D-glycericacidemia

Hyperhydroxyprolinemia

Hyperprolinemia (types I, II)

Sarcosinemia

5th E72.8 **Other specified disorders of amino-acid metabolism**

E72.81 **Disorders of gamma aminobutyric acid metabolism** CC RxHCC CC/MCC Ex6

AHA: Q4 2018

4-hydroxybutyric aciduria

Disorders of GABA metabolism

GABA metabolic defect

GABA transaminase deficiency

GABA-T deficiency

Gamma-hydroxybutyric aciduria

SSADHD

Succinic semialdehyde dehydrogenase deficiency

E72.89 **Other specified disorders of amino-acid metabolism** CC RxHCC CC/MCC Ex6

AHA: Q4 2018

Disorders of beta-amino-acid metabolism

Disorders of gamma-glutamyl cycle

E72.9 **Disorder of amino-acid metabolism, unspecified** CC RxHCC CC/MCC Ex6

4th E73 Lactose intolerance

E73.0 Congenital lactase deficiency CC/MCC Ex0

E73.1 Secondary lactase deficiency CC/MCC Ex0

E73.8 Other lactose intolerance CC/MCC Ex0

E73.9 Lactose intolerance, unspecified CC/MCC Ex0

4th E74 Other disorders of carbohydrate metabolism

EXCLUDES1 *diabetes mellitus (E08-E13)*

hypoglycemia NOS (E16.2)

increased secretion of glucagon (E16.3)

mucopolysaccharidosis (E76.0-E76.3)

5th E74.0 Glycogen storage disease

E74.00 Glycogen storage disease, unspecified CC HCC RxHCC CC/MCC Ex0

E74.01 von Gierke disease CC HCC RxHCC CC/MCC Ex0

Type I glycogen storage disease

E74.02 Pompe disease CC HCC RxHCC CC/MCC Ex0

Cardiac glycogenosis

Type II glycogen storage disease

E74.03 Cori disease CC HCC RxHCC CC/MCC Ex0

Forbes disease

Type III glycogen storage disease

E74.04 McArdle disease CC HCC RxHCC CC/MCC Ex0

Type V glycogen storage disease

E74.05 Lysosome-associated membrane protein 2 [LAMP2] deficiency CC HCC RxHCC CC/MCC Ex0

Danon disease

Code also, if applicable, associated manifestations such as:

dilated cardiomyopathy (I42.0)

obstructive hypertrophic cardiomyopathy (I42.1)

E74.09 **Other glycogen storage disease** CC HCC RxHCC CC/MCC Ex6

Andersen disease
Glycogen storage disease, types 0, IV, VI-XI
Hers disease
Liver phosphorylase deficiency
Muscle phosphofructokinase deficiency
Tarui disease

5th E74.1 **Disorders of fructose metabolism**

EXCLUDES1 *muscle phosphofructokinase deficiency (E74.09)*

E74.10 **Disorder of fructose metabolism, unspecified** CC/MCC Ex6

E74.11 **Essential fructosuria** CC/MCC Ex6

Fructokinase deficiency

E74.12 **Hereditary fructose intolerance** CC/MCC Ex6

Fructosemia

E74.19 **Other disorders of fructose metabolism** CC/MCC Ex6

Fructose-1, 6-diphosphatase deficiency

5th E74.2 **Disorders of galactose metabolism**

E74.20 **Disorders of galactose metabolism, unspecified** CC RxHCC CC/MCC Ex6

E74.21 **Galactosemia** CC RxHCC CC/MCC Ex6

E74.29 **Other disorders of galactose metabolism** CC RxHCC CC/MCC Ex6

Galactokinase deficiency

5th E74.3 **Other disorders of intestinal carbohydrate absorption**

EXCLUDES1 *lactose intolerance (E73.-)*

E74.31 **Sucrase-isomaltase deficiency** RxHCC CC/MCC Ex6

E74.39 **Other disorders of intestinal carbohydrate absorption** CC/MCC Ex6

Disorder of intestinal carbohydrate absorption NOS
Glucose-galactose malabsorption
Sucrase deficiency

E74.4 **Disorders of pyruvate metabolism and gluconeogenesis** CC RxHCC CC/MCC Ex6

Deficiency of phosphoenolpyruvate carboxykinase
Deficiency of pyruvate carboxylase
Deficiency of pyruvate dehydrogenase

EXCLUDES1 *disorders of pyruvate metabolism and gluconeogenesis with anemia (D55.-)*
Leigh's syndrome (G31.82)

5th E74.8 **Other specified disorders of carbohydrate metabolism**

6th E74.81 **Disorders of glucose transport, not elsewhere classified**

E74.810 **Glucose transporter protein type 1 deficiency** CC RxHCC CC/MCC Ex6

AHA: Q4 2020

De Vivo syndrome
Glucose transport defect, blood-brain barrier
Glut1 deficiency
GLUT1 deficiency syndrome 1, infantile onset
GLUT1 deficiency syndrome 2, childhood onset

E74.818 **Other disorders of glucose transport** CC RxHCC CC/MCC Ex6

AHA: Q4 2020

(Familial) renal glycosuria

E74.819 **Disorders of glucose transport, unspecified** CC RxHCC CC/MCC Ex6

AHA: Q4 2020

6th E74.82 **Disorders of citrate metabolism**

E74.820 **SLC13A5 Citrate Transporter Disorder** CC RxHCC CC/MCC Ex6

E74.829 **Other disorders of citrate metabolism** CC RxHCC CC/MCC Ex6

E74.89 **Other specified disorders of carbohydrate metabolism** CC RxHCC CC/MCC Ex6

AHA: Q3 2023, Q4 2020

Essential pentosuria

E74.9 **Disorder of carbohydrate metabolism, unspecified** RxHCC CC/MCC Ex6

4th E75 Disorders of sphingolipid metabolism and other lipid storage disorders

EXCLUDES1 *mucolipidosis, types I-III (E77.0-E77.1)*

Refsum's disease (G60.1)

5th E75.0 GM2 gangliosidosis

E75.00 GM2 gangliosidosis, unspecified CC RxHCC CC/MCC Ex0

E75.01 Sandhoff disease CC RxHCC CC/MCC Ex0

E75.02 Tay-Sachs disease CC RxHCC CC/MCC Ex0

E75.09 Other GM2 gangliosidosis CC RxHCC CC/MCC Ex0

Adult GM2 gangliosidosis

Juvenile GM2 gangliosidosis

5th E75.1 Other and unspecified gangliosidosis

E75.10 Unspecified gangliosidosis CC RxHCC CC/MCC Ex0

Gangliosidosis NOS

E75.11 Mucolipidosis IV CC RxHCC CC/MCC Ex0

E75.19 Other gangliosidosis CC RxHCC CC/MCC Ex0

GM1 gangliosidosis

GM3 gangliosidosis

5th E75.2 Other sphingolipidosis

EXCLUDES1 *adrenoleukodystrophy [Addison-Schilder] (E71.528)*

E75.21 Fabry (-Anderson) disease HCC RxHCC CC/MCC Ex0

E75.22 Gaucher disease HCC RxHCC CC/MCC Ex0

E75.23 Krabbe disease CC RxHCC CC/MCC Ex0

6th E75.24 Niemann-Pick disease

Acid sphingomyelinase deficiency (ASMD)

E75.240 Niemann-Pick disease type A RxHCC CC/MCC Ex0

Acid sphingomyelinase deficiency type A (ASMD type A)

Infantile neurovisceral acid sphingomyelinase deficiency

E75.241 **Niemann-Pick disease type B** RxHCC CC/MCC Ex6
Acid sphingomyelinase deficiency type B (ASMD type B)
Chronic visceral acid sphingomyelinase deficiency
E75.242 **Niemann-Pick disease type C** RxHCC CC/MCC Ex6
E75.243 **Niemann-Pick disease type D** RxHCC CC/MCC Ex6
E75.244 **Niemann-Pick disease type A/B** RxHCC CC/MCC Ex6
Acid sphingomyelinase deficiency type A/B (ASMD type A/B)
Chronic neurovisceral acid sphingomyelinase deficiency
E75.248 **Other Niemann-Pick disease** RxHCC CC/MCC Ex6
E75.249 **Niemann-Pick disease, unspecified** RxHCC CC/MCC Ex6
Acid sphingomyelinase deficiency (ASMD) NOS
E75.25 **Metachromatic leukodystrophy** CC RxHCC CC/MCC Ex6
E75.26 **Sulfatase deficiency** CC RxHCC CC/MCC Ex6
Multiple sulfatase deficiency (MSD)
E75.27 **Pelizaeus-Merzbacher disease** CC RxHCC CC/MCC Ex6
E75.28 **Canavan disease** CC RxHCC CC/MCC Ex6
E75.29 **Other sphingolipidosis** CC RxHCC CC/MCC Ex6
AHA: Q4 2023
Farber's syndrome
Sulfatide lipidosis
E75.3 **Sphingolipidosis, unspecified** RxHCC CC/MCC Ex6
E75.4 **Neuronal ceroid lipofuscinosis** CC RxHCC CC/MCC Ex6
Batten disease
Bielschowsky-Jansky disease
Kufs disease
Spielmeyer-Vogt disease
E75.5 **Other lipid storage disorders** RxHCC CC/MCC Ex6
Cerebrotendinous cholesterosis [van Bogaert-Scherer-Epstein]
Wolman's disease
E75.6 **Lipid storage disorder, unspecified** RxHCC CC/MCC Ex6

4th E76 Disorders of glycosaminoglycan metabolism

5th E76.0 Mucopolysaccharidosis, type I

E76.01 Hurler's syndrome CC HCC RxHCC CC/MCC Ex6

E76.02 Hurler-Scheie syndrome CC HCC RxHCC CC/MCC Ex6

E76.03 Scheie's syndrome CC HCC RxHCC CC/MCC Ex6

E76.1 Mucopolysaccharidosis, type II CC HCC RxHCC CC/MCC Ex6

Hunter's syndrome

5th E76.2 Other mucopolysaccharidoses

6th E76.21 Morquio mucopolysaccharidoses

E76.210 Morquio A mucopolysaccharidoses CC HCC RxHCC CC/MCC Ex6

Classic Morquio syndrome

Morquio syndrome A

Mucopolysaccharidosis, type IVA

E76.211 Morquio B mucopolysaccharidoses CC HCC RxHCC CC/MCC Ex6

Morquio-like mucopolysaccharidoses

Morquio-like syndrome

Morquio syndrome B

Mucopolysaccharidosis, type IVB

E76.219 Morquio mucopolysaccharidoses, unspecified CC HCC RxHCC CC/MCC Ex6

Morquio syndrome

Mucopolysaccharidosis, type IV

E76.22 Sanfilippo mucopolysaccharidoses CC HCC RxHCC CC/MCC Ex6

Mucopolysaccharidosis, type III (A) (B) (C) (D)

Sanfilippo A syndrome

Sanfilippo B syndrome

Sanfilippo C syndrome

Sanfilippo D syndrome

E76.29 **Other mucopolysaccharidoses** CC HCC RxHCC CC/MCC Ex6

beta-Glucuronidase deficiency
Maroteaux-Lamy (mild) (severe) syndrome
Mucopolysaccharidosis, types VI, VII

E76.3 **Mucopolysaccharidosis, unspecified** CC HCC RxHCC CC/MCC Ex6

E76.8 **Other disorders of glucosaminoglycan metabolism** CC RxHCC CC/MCC Ex6

E76.9 **Glucosaminoglycan metabolism disorder, unspecified** CC RxHCC CC/MCC Ex6

4th E77 **Disorders of glycoprotein metabolism**

E77.0 **Defects in post-translational modification of lysosomal enzymes** RxHCC CC/MCC Ex6

Mucolipidosis II [I-cell disease]
Mucolipidosis III [pseudo-Hurler polydystrophy]

E77.1 **Defects in glycoprotein degradation** RxHCC CC/MCC Ex6

Aspartylglucosaminuria
Fucosidosis
Mannosidosis
Sialidosis [mucolipidosis I]

E77.8 **Other disorders of glycoprotein metabolism** RxHCC CC/MCC Ex6

E77.9 **Disorder of glycoprotein metabolism, unspecified** RxHCC CC/MCC Ex6

4th E78 **Disorders of lipoprotein metabolism and other lipidemias**

EXCLUDES1 *sphingolipidosis (E75.0-E75.3)*

5th E78.0 **Pure hypercholesterolemia**

E78.00 **Pure hypercholesterolemia, unspecified** RxHCC CC/MCC Ex6

AHA: Q2 2023, Q2 2022, Q4 2016

Fredrickson's hyperlipoproteinemia, type IIa
Hyperbetalipoproteinemia
Low-density-lipoprotein-type [LDL] hyperlipoproteinemia
(Pure) hypercholesterolemia NOS

E78.01 **Familial hypercholesterolemia** RxHCC

- E78.010 **Homozygous familial hypercholesterolemia [HoFH]** CC/MCC Ex6
- E78.011 **Heterozygous familial hypercholesterolemia [HeFH]** CC/MCC Ex6
- E78.019 **Familial hypercholesterolemia, unspecified** CC/MCC Ex6

*Familial hypercholesterolemia NOS

E78.1 **Pure hyperglyceridemia** RxHCC CC/MCC Ex6

Elevated fasting triglycerides
Endogenous hyperglyceridemia
Fredrickson's hyperlipoproteinemia, type IV
Hyperlipidemia, group B
Hyperprebetalipoproteinemia
Very-low-density-lipoprotein-type [VLDL] hyperlipoproteinemia

E78.2 **Mixed hyperlipidemia** RxHCC CC/MCC Ex6

AHA: Q2 2023, Q2 2022

Broad- or floating-betalipoproteinemia
Combined hyperlipidemia NOS
Elevated cholesterol with elevated triglycerides NEC
Fredrickson's hyperlipoproteinemia, type IIb or III
Hyperbetalipoproteinemia with prebetalipoproteinemia
Hypercholesteremia with endogenous hyperglyceridemia
Hyperlipidemia, group C
Tubo-eruptive xanthoma
Xanthoma tuberosum

EXCLUDES1 *cerebrotendinous cholesterosis [van Bogaert-Scherer- Epstein] (E75.5)*
familial combined hyperlipidemia (E78.49)

E78.3 **Hyperchylomicronemia** RxHCC CC/MCC Ex6
Chylomicron retention disease
Fredrickson's hyperlipoproteinemia, type I or V
Hyperlipidemia, group D
Mixed hyperglyceridemia

5th E78.4 **Other hyperlipidemia**

E78.41 **Elevated Lipoprotein(a)** RxHCC CC/MCC Ex6
AHA: Q4 2018
Elevated Lp(a)

E78.49 **Other hyperlipidemia** RxHCC CC/MCC Ex6
AHA: Q4 2018
Familial combined hyperlipidemia

E78.5 **Hyperlipidemia, unspecified** RxHCC CC/MCC Ex6
AHA: Q2 2022

E78.6 **Lipoprotein deficiency** RxHCC CC/MCC Ex6
Abetalipoproteinemia
Depressed HDL cholesterol
High-density lipoprotein deficiency
Hypoalphalipoproteinemia
Hypobetalipoproteinemia (familial)
Lecithin cholesterol acyltransferase deficiency
Tangier disease

5th E78.7 **Disorders of bile acid and cholesterol metabolism**
EXCLUDES1 *Niemann-Pick disease type C (E75.242)*

E78.70 **Disorder of bile acid and cholesterol metabolism, unspecified** RxHCC CC/MCC Ex6
E78.71 **Barth syndrome** CC CC/MCC Ex6
E78.72 **Smith-Lemli-Opitz syndrome** CC CC/MCC Ex6
E78.79 **Other disorders of bile acid and cholesterol metabolism** RxHCC CC/MCC Ex6
AHA: Q1 2023

5th E78.8 Other disorders of lipoprotein metabolism

E78.81 Lipoid dermatoarthritis RxHCC CC/MCC Exc

E78.89 Other lipoprotein metabolism disorders RxHCC CC/MCC Exc

E78.9 Disorder of lipoprotein metabolism, unspecified RxHCC CC/MCC Exc

4th E79 Disorders of purine and pyrimidine metabolism

Excludes1 *Ataxia-telangiectasia (Q87.19)*
Bloom's syndrome (Q82.8)
Cockayne's syndrome (Q87.19)
calculus of kidney (N20.0)
combined immunodeficiency disorders (D81.-)
Fanconi's anemia (D61.09)
gout (M1A.-, M10.-)
orotaciduric anemia (D53.0)
progeria (E34.8)
Werner's syndrome (E34.8)
xeroderma pigmentosum (Q82.1)

E79.0 Hyperuricemia without signs of inflammatory arthritis and tophaceous disease

Asymptomatic hyperuricemia

E79.1 Lesch-Nyhan syndrome CC HCC RxHCC CC/MCC Exc

HGPRT deficiency

E79.2 Myoadenylate deaminase deficiency CC RxHCC CC/MCC Exc

5th E79.8 Other disorders of purine and pyrimidine metabolism

E79.81 Aicardi-Goutières syndrome CC RxHCC CC/MCC Exc

E79.82 Hereditary xanthinuria CC RxHCC CC/MCC Exc

E79.89 Other specified disorders of purine and pyrimidine metabolism CC RxHCC CC/MCC Exc

E79.9 Disorder of purine and pyrimidine metabolism, unspecified CC RxHCC CC/MCC Exc

4th E80 Disorders of porphyrin and bilirubin metabolism

INCLUDES *defects of catalase and peroxidase*

E80.0 Hereditary erythropoietic porphyria CC HCC RxHCC CC/MCC Ex0

Congenital erythropoietic porphyria

Erythropoietic protoporphyria

E80.1 Porphyria cutanea tarda CC HCC RxHCC CC/MCC Ex0

5th E80.2 Other and unspecified porphyria

E80.20 Unspecified porphyria CC HCC RxHCC CC/MCC Ex0

Porphyria NOS

E80.21 Acute intermittent (hepatic) porphyria CC HCC RxHCC CC/MCC Ex0

E80.29 Other porphyria CC HCC RxHCC CC/MCC Ex0

Hereditary coproporphyria

E80.3 Defects of catalase and peroxidase CC HCC RxHCC CC/MCC Ex0

Acatalasia [Takahara]

E80.4 Gilbert syndrome CC/MCC Ex0

E80.5 Crigler-Najjar syndrome CC/MCC Ex0

E80.6 Other disorders of bilirubin metabolism CC/MCC Ex0

AHA: Q3 2022

Dubin-Johnson syndrome

Rotor's syndrome

E80.7 Disorder of bilirubin metabolism, unspecified CC/MCC Ex0

4th E83 Disorders of mineral metabolism

EXCLUDES1 *dietary mineral deficiency (E58-E61)*

parathyroid disorders (E20-E21)

vitamin D deficiency (E55.-)

5th E83.0 **Disorders of copper metabolism**

E83.00 **Disorder of copper metabolism, unspecified** HCC RxHCC

E83.01 **Wilson's disease** HCC RxHCC

Code also associated Kayser Fleischer ring (H18.04-)

E83.09 **Other disorders of copper metabolism** HCC RxHCC

Menkes' (kinky hair) (steely hair) disease

5th E83.1 **Disorders of iron metabolism**

EXCLUDES1 *iron deficiency anemia (D50.-)*

sideroblastic anemia (D64.0-D64.3)

E83.10 **Disorder of iron metabolism, unspecified** RxHCC

6th E83.11 **Hemochromatosis**

EXCLUDES1 *GALD (P78.84)*

Gestational alloimmune liver disease (P78.84)

Neonatal hemochromatosis (P78.84)

E83.110 **Hereditary hemochromatosis** RxHCC

Bronzed diabetes

Pigmentary cirrhosis (of liver)

Primary (hereditary) hemochromatosis

E83.111 **Hemochromatosis due to repeated red blood cell transfusions** CC/MCC Ex0

Iron overload due to repeated red blood cell transfusions

Transfusion (red blood cell) associated hemochromatosis

E83.118 **Other hemochromatosis** RxHCC

E83.119 **Hemochromatosis, unspecified** RxHCC

E83.19 **Other disorders of iron metabolism** RxHCC

Use additional code, if applicable, for idiopathic pulmonary hemosiderosis (J84.03)

E83.2 **Disorders of zinc metabolism** CC/MCC Ex0

Acrodermatitis enteropathica

5th E83.3 **Disorders of phosphorus metabolism and phosphatases**

EXCLUDES1 *adult osteomalacia (M83.-)*

osteoporosis (M80.-)

EXCLUDES1 **disorders of pyrophosphate metabolism (E83.82-)*

E83.30 **Disorder of phosphorus metabolism, unspecified** RxHCC

E83.31 **Familial hypophosphatemia** HCC RxHCC

Vitamin D-resistant osteomalacia

Vitamin D-resistant rickets

EXCLUDES1 *vitamin D-deficiency rickets (E55.0)*

E83.32 **Hereditary vitamin D-dependent rickets (type 1) (type 2)** RxHCC

25-hydroxyvitamin D 1-alpha-hydroxylase deficiency

Pseudovitamin D deficiency

Vitamin D receptor defect

E83.39 **Other disorders of phosphorus metabolism** RxHCC

Acid phosphatase deficiency

Hypophosphatasia

5th E83.4 **Disorders of magnesium metabolism**

E83.40 **Disorders of magnesium metabolism, unspecified**

E83.41 **Hypermagnesemia**

AHA: Q4 2016

E83.42 **Hypomagnesemia**

E83.49 **Other disorders of magnesium metabolism**

5th E83.5 **Disorders of calcium metabolism**

EXCLUDES1 *autoimmune hypoparathyroidism (E20.812)*

autosomal dominant hypocalcemia (E20.810)

chondrocalcinosis (M11.1-M11.2)

hungry bone syndrome (E83.81)

hyperparathyroidism (E21.0-E21.3)

secondary hypoparathyroidism in diseases classified elsewhere (E20.811)

E83.50 Unspecified disorder of calcium metabolism

E83.51 Hypocalcemia

E83.52 Hypercalcemia

Familial hypocalciuric hypercalcemia

E83.59 Other disorders of calcium metabolism

5th E83.8 Other disorders of mineral metabolism

E83.81 Hungry bone syndrome

● 6th E83.82 Disorders of pyrophosphate metabolism

● E83.820 Generalized arterial calcification of infancy with unspecified genetic causality CC CC/MCC Ex6

*Code also, if applicable, associated *conditions such as:

*heart failure (I50.-)

*other secondary hypertension (I15.8)

● E83.821 ENPP1 deficiency causing generalized arterial calcification of infancy CC CC/MCC Ex6

*Code also, if applicable, associated *conditions such as:

*heart failure (I50.-)

*other secondary hypertension (I15.8)

● E83.822 ENPP1 deficiency causing autosomal recessive hypophosphatemic rickets type 2

● E83.823 ABCC6 deficiency causing generalized arterial calcification of infancy CC CC/MCC Ex6

*Code also, if applicable, associated *conditions such as:

*heart failure (I50.-)

*other secondary hypertension (I15.8)

● E83.824 ABCC6 deficiency causing pseudoxanthoma elasticum

● E83.825 CD73 deficiency causing arterial calcification CC CC/MCC Ex6

E83.89 Other disorders of mineral metabolism

E83.9 Disorder of mineral metabolism, unspecified

4th E84 **Cystic fibrosis**

INCLUDES *mucoviscidosis*

Code also exocrine pancreatic insufficiency (K86.81)

E84.0 **Cystic fibrosis with pulmonary manifestations** HCC MCC RxHCC CC/MCC Exc

AHA: Q1 2021

Use additional code to identify any infectious organism present, such as:

Pseudomonas (B96.5)

5th E84.1 **Cystic fibrosis with intestinal manifestations**

E84.11 **Meconium ileus in cystic fibrosis** N HCC MCC RxHCC CC/MCC Exc

EXCLUDES1 *meconium ileus not due to cystic fibrosis (P76.0)*

E84.19 **Cystic fibrosis with other intestinal manifestations** CC HCC RxHCC CC/MCC Exc

Distal intestinal obstruction syndrome

E84.8 **Cystic fibrosis with other manifestations** CC HCC RxHCC CC/MCC Exc

E84.9 **Cystic fibrosis, unspecified** CC HCC RxHCC CC/MCC Exc

4th E85 **Amyloidosis**

DEFINITION: Amyloidosis is a rare disease caused by an abnormal protein (amyloid) that builds up in body tissues and organs.

EXCLUDES1 *Alzheimer's disease (G30.0-)*

E85.0 **Non-neuropathic heredofamilial amyloidosis** CC HCC CC/MCC Exc

Hereditary amyloid nephropathy

Code also associated disorders, such as:

autoinflammatory syndromes (M04.-)

EXCLUDES1 *Transthyretin-related (ATTR) familial amyloid cardiomyopathy (E85.4)*

E85.1 **Neuropathic heredofamilial amyloidosis** CC HCC CC/MCC Exc

Amyloid polyneuropathy (Portuguese)

Transthyretin-related (ATTR) familial amyloid polyneuropathy

E85.2 **Heredofamilial amyloidosis, unspecified** CC HCC CC/MCC Exc

E85.3 **Secondary systemic amyloidosis** CC HCC CC/MCC Exc

Hemodialysis-associated amyloidosis

E85.4 **Organ-limited amyloidosis** CC HCC CC/MCC Exc

Localized amyloidosis

Transthyretin-related (ATTR) familial amyloid cardiomyopathy

5th E85.8 Other amyloidosis

E85.81 Light chain (AL) amyloidosis CC HCC CC/MCC Ex0

AHA: Q2 2024, Q4 2017

E85.82 Wild-type transthyretin-related (ATTR) amyloidosis CC HCC CC/MCC Ex0

AHA: Q4 2017

Senile systemic amyloidosis (SSA)

E85.89 Other amyloidosis CC HCC CC/MCC Ex0

AHA: Q4 2017

E85.9 Amyloidosis, unspecified CC HCC CC/MCC Ex0

4th E86 Volume depletion

Use additional code(s) for any associated disorders of electrolyte and acid-base balance (E87.-)

excludes1 *dehydration of newborn (P74.1)*

postprocedural hypovolemic shock (T81.19)

traumatic hypovolemic shock (T79.4)

excludes2 *hypovolemic shock NOS (R57.1)*

E86.0 Dehydration CC/MCC Ex0

AHA: Q2 2019

E86.1 Hypovolemia CC/MCC Ex0

Depletion of volume of plasma

E86.9 Volume depletion, unspecified CC/MCC Ex0

AHA: Q2 2019

4th E87 Other disorders of fluid, electrolyte and acid-base balance

excludes1 *diabetes insipidus (E23.2)*

electrolyte imbalance associated with hyperemesis gravidarum (O21.1)

electrolyte imbalance following ectopic or molar pregnancy (O08.5)

familial periodic paralysis (G72.3)

metabolic acidemia in newborn, unspecified (P19.9)

E87.0 **Hyperosmolality and hypernatremia** CC CC/MCC Ex0

AHA: Q1 2022, Q2 2018

Sodium [Na] excess

Sodium [Na] overload

EXCLUDES1 *diabetes with hyperosmolarity (E08, E09, E11, E13 with final characters .00 or .01)*

E87.1 **Hypo-osmolality and hyponatremia** CC CC/MCC Ex0

AHA: Q2 2018

Sodium [Na] deficiency

EXCLUDES1 *syndrome of inappropriate secretion of antidiuretic hormone (E22.2)*

5th E87.2 **Acidosis**

EXCLUDES1 *diabetic acidosis - see categories E08-E10, E11, E13 with ketoacidosis*

E87.20 **Acidosis, unspecified** CC CC/MCC Ex0

AHA: Q4 2022

Lactic acidosis NOS

Metabolic acidosis NOS

Code also, if applicable, respiratory failure with hypercapnia (J96. with 5th character 2)

E87.21 **Acute metabolic acidosis** CC CC/MCC Ex0

AHA: Q4 2024, Q4 2022

Acute lactic acidosis

E87.22 **Chronic metabolic acidosis** CC CC/MCC Ex0

AHA: Q4 2022

Chronic lactic acidosis

Code first underlying etiology, if applicable

E87.29 **Other acidosis** CC CC/MCC Ex0

AHA: Q4 2022

Respiratory acidosis NOS

EXCLUDES1 *acute respiratory acidosis (J96.02)*

chronic respiratory acidosis (J96.12)

E87.3 **Alkalosis** CC CC/MCC Ex0

Alkalosis NOS

Metabolic alkalosis

Respiratory alkalosis

E87.4 **Mixed disorder of acid-base balance** CC CC/MCC Ex0

E87.5 **Hyperkalemia** CC/MCC Ex0

Potassium [K] excess

Potassium [K] overload

E87.6 **Hypokalemia** CC/MCC Ex0

Potassium [K] deficiency

5th E87.7 **Fluid overload**

EXCLUDES1 *edema NOS (R60.9)*

fluid retention (R60.9)

E87.70 **Fluid overload, unspecified** CC/MCC Ex0

AHA: Q1 2023

E87.71 **Transfusion associated circulatory overload** CC/MCC Ex0

Fluid overload due to transfusion (blood) (blood components)

TACO

E87.79 **Other fluid overload** CC/MCC Ex0

E87.8 **Other disorders of electrolyte and fluid balance, not elsewhere classified** CC/MCC Ex0

Electrolyte imbalance NOS

Hyperchloremia

Hypochloremia

4th E88 **Other and unspecified metabolic disorders**

Use additional codes for associated conditions

EXCLUDES1 *histiocytosis X (chronic) (C96.6)*

5th E88.0 **Disorders of plasma-protein metabolism, not elsewhere classified**

EXCLUDES1 *monoclonal gammopathy (of undetermined significance) (D47.2)*

polyclonal hypergammaglobulinemia (D89.0)

Waldenström macroglobulinemia (C88.00)

EXCLUDES2 *disorder of lipoprotein metabolism (E78.-)*

E88.01 **Alpha-1-antitrypsin deficiency** HCC RxHCC

AAT deficiency

E88.02 **Plasminogen deficiency** CC CC/MCC Ex6

AHA: Q4 2018

Dysplasminogenemia

Hypoplasminogenemia

Type 1 plasminogen deficiency

Type 2 plasminogen deficiency

Code also, if applicable, ligneous conjunctivitis ▶(H10.51-)◀

Use additional code for associated findings, such as:

hydrocephalus (G91.4)

otitis media (H67.-)

respiratory disorder related to plasminogen deficiency (J99)

E88.09 **Other disorders of plasma-protein metabolism, not elsewhere classified** CC/MCC Ex6

Bisalbuminemia

5th E88.1 **Lipodystrophy, not elsewhere classified**

EXCLUDES1 *Whipple's disease (K90.81)*

● E88.10 **Lipodystrophy, unspecified** CC/MCC Ex6

*Lipodystrophy NOS

● E88.11 **Partial lipodystrophy** CC/MCC Ex6

*Acquired partial lipodystrophy (APL)

*Barraquer-Simons lipodystrophy

*Familial partial lipodystrophy (FPLD)

- **E88.12 Generalized lipodystrophy** CC/MCC Exc
  - *Acquired generalized lipodystrophy (AGL)
  - *Berardinelli-Siep syndrome
  - *Congenital generalized lipodystrophy (CGL)
  - *Lawrence syndrome
- **E88.13 Localized lipodystrophy** CC/MCC Exc
  - *Injection lipodystrophy
  - *Insulin lipodystrophy
- **E88.14 HIV-associated lipodystrophy** CC/MCC Exc
  - ☞ ***Code first** any human immunodeficiency virus [HIV] disease (B20)
  - ***Use additional** code for adverse effect, if applicable, to identify drug (T37.5X5-)
- **E88.19 Other lipodystrophy, not elsewhere classified** CC/MCC Exc

E88.2 Lipomatosis, not elsewhere classified RxHCC CC/MCC Exc

AHA: Q1 2025

Lipomatosis NOS

Lipomatosis (Check) dolorosa [Dercum]

E88.3 Tumor lysis syndrome MCC CC/MCC Exc

AHA: Q1 2020, Q2 2019

Tumor lysis syndrome (spontaneous)

Tumor lysis syndrome following antineoplastic drug chemotherapy

Use additional code for adverse effect, if applicable, to identify drug (T45.1X5)

5th **E88.4 Mitochondrial metabolism disorders**

Excludes1 *disorders of pyruvate metabolism (E74.4)*

- *Kearns-Sayre syndrome (H49.81)*
- *Leber's disease (H47.22)*
- *Leigh's encephalopathy (G31.82)*
- *Mitochondrial myopathy, NEC (G71.3)*
- *Reye's syndrome (G93.7)*

E88.40 Mitochondrial metabolism disorder, unspecified CC RxHCC CC/MCC Exc

E88.41 **MELAS syndrome** CC RxHCC CC/MCC Ex0

Mitochondrial myopathy, encephalopathy, lactic acidosis and stroke-like episodes

E88.42 **MERRF syndrome** CC RxHCC CC/MCC Ex0

Myoclonic epilepsy associated with ragged-red fibers

Code also progressive myoclonic epilepsy (G40.3-)

E88.43 **Disorders of mitochondrial tRNA synthetases** CC RxHCC CC/MCC Ex0

*ARS2-related mitochondrial disorders

*LBSL

*Leukoencephalopathy with brainstem - spinal cord involvement - lactate elevation

*Leukoencephalopathy with thalamus - brainstem involvement - high lactate

*LTBL

*Mitochondrial aminoacyl-tRNA synthetase disorders

***Code also,** if applicable, associated condition such as:

*leukoencephalopathy (G93.49)

E88.49 **Other mitochondrial metabolism disorders** CC RxHCC CC/MCC Ex0

5th E88.8 **Other specified metabolic disorders**

6th E88.81 **Metabolic syndrome and other insulin resistance**

Use additional codes for associated manifestations, such as:

obesity (E66.-)

E88.810 **Metabolic syndrome** CC/MCC Ex0

Dysmetabolic syndrome

E88.811 **Insulin resistance syndrome, Type A** CC/MCC Ex0

E88.818 **Other insulin resistance** CC/MCC Ex0

Insulin resistance syndrome, Type B

E88.819 **Insulin resistance, unspecified** CC/MCC Ex0

E88.82 **Obesity due to disruption of MC4R pathway** CC/MCC Ex0

Use additional code, if applicable, to identify associated manifestations, such as polyphagia (R63.2)

Use additional code to identify body mass index (BMI), if known (Z68.-)

E88.89 **Other specified metabolic disorders** HCC RxHCC CC/MCC Ex0

Launois-Bensaude adenolipomatosis

EXCLUDES1 *adult pulmonary Langerhans cell histiocytosis (J84.82)*

E88.9 **Metabolic disorder, unspecified**

E88.A **Wasting disease (syndrome) due to underlying condition** PDx

Cachexia due to underlying condition

Code first underlying condition

EXCLUDES1 *cachexia NOS (R64)*

nutritional marasmus (E41)

EXCLUDES2 *failure to thrive (R62.51, R62.7)*

Postprocedural endocrine and metabolic complications and disorders, not elsewhere classified (E89)

4th E89 **Postprocedural endocrine and metabolic complications and disorders, not elsewhere classified**

EXCLUDES *intraoperative complications of endocrine system organ or structure (E36.0-, E36.1-, E36.8)*

E89.0 **Postprocedural hypothyroidism** RxHCC CC/MCC Ex6

Postirradiation hypothyroidism

Postsurgical hypothyroidism

E89.1 **Postprocedural hypoinsulinemia** CC CC/MCC Ex6

See Official Guidelines, "Secondary diabetes mellitus due to pancreatectomy" I.C.4.a.6.b.i

AHA: Q1 2024

Postpancreatectomy hyperglycemia

Postsurgical hypoinsulinemia

Code first, if applicable, diabetes mellitus (postpancreatectomy) (postprocedural) (E13.-)

Use additional code, if applicable, to identify:

acquired absence of pancreas (Z90.41-)

insulin use (Z79.4)

EXCLUDES *transient postprocedural hyperglycemia (R73.9)*

transient postprocedural hypoglycemia (E16.2)

E89.2 **Postprocedural hypoparathyroidism** RxHCC

AHA: Q3 2023

Parathyroprival tetany

E89.3 **Postprocedural hypopituitarism** RxHCC CC/MCC Ex6

Postirradiation hypopituitarism

5th E89.4 **Postprocedural ovarian failure**

E89.40 **Asymptomatic postprocedural ovarian failure**

Postprocedural ovarian failure NOS

E89.41 **Symptomatic postprocedural ovarian failure**

Symptoms such as flushing, sleeplessness, headache, lack of concentration, associated with postprocedural menopause

E89.5 **Postprocedural testicular hypofunction**

E89.6 **Postprocedural adrenocortical (-medullary) hypofunction** CC RxHCC CC/MCC Ex6

5th E89.8 Other postprocedural endocrine and metabolic complications and disorders

6th E89.81 Postprocedural hemorrhage of an endocrine system organ or structure following a procedure

E89.810 Postprocedural hemorrhage of an endocrine system organ or structure following an endocrine system procedure CC CC/MCC Ex0

E89.811 Postprocedural hemorrhage of an endocrine system organ or structure following other procedure CC CC/MCC Ex0

6th E89.82 Postprocedural hematoma and seroma of an endocrine system organ or structure

E89.820 Postprocedural hematoma of an endocrine system organ or structure following an endocrine system procedure CC CC/MCC Ex0

E89.821 Postprocedural hematoma of an endocrine system organ or structure following other procedure CC CC/MCC Ex0

E89.822 Postprocedural seroma of an endocrine system organ or structure following an endocrine system procedure CC CC/MCC Ex0

E89.823 Postprocedural seroma of an endocrine system organ or structure following other procedure CC CC/MCC Ex0

E89.89 Other postprocedural endocrine and metabolic complications and disorders CC CC/MCC Ex0

Use additional code, if applicable, to further specify disorder

Chapter 5: Mental, Behavioral and Neurodevelopmental Disorders (F01-F99)

Chapter-Specific Coding Guidelines

I.C.5. Chapter 5: Mental, Behavioral and Neurodevelopmental disorders (F01–F99)

a. Pain disorders related to psychological factors

Assign code F45.41, for pain that is exclusively related to psychological disorders. As indicated by the Excludes 1 note under category G89, a code from category G89 should not be assigned with code F45.41.

Code F45.42, Pain disorders with related psychological factors, should be used with a code from category G89, Pain, not elsewhere classified, if there is documentation of a psychological component for a patient with acute or chronic pain.

See Section I.C.6. Pain.

b. Mental and behavioral disorders due to psychoactive substance use

1) In Remission

Selection of codes describing "in remission" for categories F10-F19, Mental and behavioral disorders due to psychoactive substance use (categories F10-F19 with -.11, -.21, -.91) requires the provider's clinical judgment and are assigned only on the basis of provider documentation (as defined in the Official Guidelines for Coding and Reporting), unless otherwise instructed by the classification. Mild substance use disorders in early or sustained remission are classified to the appropriate codes for substance abuse in remission, and moderate or severe substance use disorders in early or sustained remission are classified to the appropriate codes for substance dependence in remission.

2) Psychoactive Substance Use, Abuse and Dependence

When the provider documentation refers to use, abuse and dependence of the same substance (e.g. alcohol, opioid, cannabis, etc.), only one code should be assigned to identify the pattern of use based on the following hierarchy:

- ❑ If both use and abuse are documented, assign only the code for abuse.
- ❑ If both abuse and dependence are documented, assign only the code for dependence.
- ❑ If use, abuse and dependence are all documented, assign only the code for dependence.
- ❑ If both use and dependence are documented, assign only the code for dependence.

3) Psychoactive Substance Use, Unspecified

As with all other unspecified diagnoses, the codes for unspecified psychoactive substance use (F10.9-, F11.9-, F12.9-, F13.9-, F14.9-, F15.9-, F16.9-, F18.9-, F19.9-) should only be assigned based on provider documentation and when they meet the definition of a reportable diagnosis (see Section III, Reporting Additional Diagnoses). These codes are to be used only when the psychoactive substance use is associated with a substance related disorder (chapter 5 disorders such as sexual dysfunction, sleep disorder, or a mental or behavioral disorder) or medical condition, and such a relationship is documented by the provider.

4) Medical Conditions Due to Psychoactive Substance Use, Abuse and Dependence

Medical conditions due to substance use, abuse, and dependence are not classified as substance-induced disorders. Assign the diagnosis code for the medical condition as directed by the Alphabetical Index along with the appropriate psychoactive substance use, abuse or dependence code. For example, for alcoholic pancreatitis due to alcohol dependence, assign the appropriate code from subcategory K85.2, Alcohol induced acute pancreatitis, and the appropriate code from subcategory F10.2, such as code F10.20, Alcohol dependence, uncomplicated. It would not be appropriate to assign code F10.288, Alcohol dependence with other alcohol-induced disorder.

5) **Blood Alcohol Level**

A code from category Y90, Evidence of alcohol involvement determined by blood alcohol level, may be assigned when this information is documented and the patient's provider has documented a condition classifiable to category F10, Alcohol related disorders. The blood alcohol level does not need to be documented by the patient's provider in order for it to be coded.

See Section I.B.14. for blood alcohol level documentation by clinicians other than patient's provider.

c. Factitious Disorder

Factitious disorder imposed on self or Munchausen's syndrome is a disorder in which a person falsely reports or causes his or her own physical or psychological signs or symptoms. For patients with documented factitious disorder on self or Munchausen's syndrome, assign the appropriate code from subcategory F68.1-, Factitious disorder imposed on self.

Munchausen's syndrome by proxy (MSBP) is a disorder in which a caregiver (perpetrator) falsely reports or causes an illness or injury in another person (victim) under his or her care, such as a child, an elderly adult, or a person who has a disability. The condition is also referred to as "factitious disorder imposed on another" or "factitious disorder by proxy." The perpetrator, not the victim, receives this diagnosis. Assign code F68.A, Factitious disorder imposed on another, to the perpetrator's record. For the victim of a patient suffering from MSBP, assign the appropriate code from categories T74, Adult and child abuse, neglect and other maltreatment, confirmed, or T76, Adult and child abuse, neglect and other maltreatment, suspected.

See Section I.C.19.f. Adult and child abuse, neglect and other maltreatment

d. Dementia

The ICD-10-CM classifies dementia (categories F01, F02, and F03) on the basis of the etiology and severity (unspecified, mild, moderate or severe). Selection of the appropriate severity level requires the provider's clinical judgment and codes should be assigned only on the basis of provider documentation (as defined in the *Official Guidelines for Coding and Reporting*), unless otherwise instructed by the classification. If the documentation does not provide information about the severity of the dementia, assign the appropriate code for unspecified severity.

If a patient is admitted to an inpatient acute care hospital or other inpatient facility setting with dementia at one severity level and it progresses to a higher severity level, assign one code for the highest severity level reported during the stay.

Mental, Behavioral and Neurodevelopmental disorders (F01-F99)

INCLUDES *disorders of psychological development*

EXCLUDES2 *symptoms, signs and abnormal clinical laboratory findings, not elsewhere classified (R00-R99)*

This chapter contains the following blocks:

F01-F09	Mental disorders due to known physiological conditions
F10-F19	Mental and behavioral disorders due to psychoactive substance use
F20-F29	Schizophrenia, schizotypal, delusional, and other non-mood psychotic disorders
F30-F39	Mood [affective] disorders
F40-F48	Anxiety, dissociative, stress-related, somatoform and other nonpsychotic mental disorders
F50-F59	Behavioral syndromes associated with physiological disturbances and physical factors
F60-F69	Disorders of adult personality and behavior
F70-F79	Intellectual disabilities
F80-F89	Pervasive and specific developmental disorders
F90-F98	Behavioral and emotional disorders with onset usually occurring in childhood and adolescence
F99	Unspecified mental disorder

Mental disorders due to known physiological conditions (F01-F09)

NOTES This block comprises a range of mental disorders grouped together on the basis of their having in common a demonstrable etiology in cerebral disease, brain injury, or other insult leading to cerebral dysfunction. The dysfunction may be primary, as in diseases, injuries, and insults that affect the brain directly and selectively; or secondary, as in systemic diseases and disorders that attack the brain only as one of the multiple organs or systems of the body that are involved.

4th F01 **Vascular dementia**

See Official Guidelines, "Dementia" I.C.5.d

Vascular dementia as a result of infarction of the brain due to vascular disease, including hypertensive cerebrovascular disease.

INCLUDES *arteriosclerotic dementia*
major neurocognitive disorder due to vascular disease
multi-infarct dementia

Code first, if applicable, any causal condition

5th F01.5 **Vascular dementia, unspecified severity**

F01.50 **Vascular dementia, unspecified severity, without behavioral disturbance, psychotic disturbance, mood disturbance, and anxiety** A HCC RxHCC

AHA: Q2 2021, Q4 2017

Major neurocognitive disorder due to vascular disease NOS
Vascular dementia NOS

6th F01.51 **Vascular dementia, unspecified severity, with behavioral disturbance**

F01.511 **Vascular dementia, unspecified severity, with agitation** A CC HCC RxHCC CC/MCC Exc

AHA: Q4 2022

Major neurocognitive disorder due to vascular disease, unspecified severity, with aberrant motor behavior such as restlessness, rocking, pacing, or exit-seeking
Major neurocognitive disorder due to vascular disease, unspecified severity, with verbal or physical behaviors such as profanity, shouting, threatening, anger, aggression, combativeness, or violence
Vascular dementia, unspecified severity, with aberrant motor behavior such as restlessness, rocking, pacing, or exit-seeking
Vascular dementia, unspecified severity, with verbal or physical behaviors such as profanity, shouting, threatening, anger, aggression, combativeness, or violence

F01.518 **Vascular dementia, unspecified severity, with other behavioral disturbance** A CC HCC RxHCC CC/MCC Exc

Major neurocognitive disorder due to vascular disease, unspecified severity, with behavioral disturbances such as sleep disturbance, social disinhibition, or sexual disinhibition
Vascular dementia, unspecified severity, with behavioral disturbances such as sleep disturbance, social disinhibition, or sexual disinhibition

Use additional code, if applicable, to identify wandering in vascular dementia (Z91.83)

F01.52 **Vascular dementia, unspecified severity, with psychotic disturbance** A CC HCC RxHCC CC/MCC Ex6

Major neurocognitive disorder due to vascular disease, unspecified severity, with psychotic disturbance such as hallucinations, paranoia, suspiciousness, or delusional state

Vascular dementia, unspecified severity, with psychotic disturbance such as hallucinations, paranoia, suspiciousness, or delusional state

F01.53 **Vascular dementia, unspecified severity, with mood disturbance** A CC HCC RxHCC CC/MCC Ex6

Major neurocognitive disorder due to vascular disease, unspecified severity, with mood disturbance such as depression, apathy, or anhedonia

Vascular dementia, unspecified severity, with mood disturbance such as depression, apathy, or anhedonia

F01.54 **Vascular dementia, unspecified severity, with anxiety** A CC HCC RxHCC CC/MCC Ex6

Major neurocognitive disorder due to vascular disease, unspecified severity, with anxiety

5th F01.A **Vascular dementia, mild**

EXCLUDES1 *mild neurocognitive disorder due to known physiological condition with or without behavioral disturbance (F06.7-)*

F01.A0 **Vascular dementia, mild, without behavioral disturbance, psychotic disturbance, mood disturbance, and anxiety** A HCC RxHCC

Major neurocognitive disorder due to vascular disease, mild, NOS

Vascular dementia, mild, NOS

6th F01.A1 **Vascular dementia, mild, with behavioral disturbance**

F01.A11 **Vascular dementia, mild, with agitation** A CC HCC RxHCC CC/MCC Ex6

Major neurocognitive disorder due to vascular disease, mild, with aberrant motor behavior such as restlessness, rocking, pacing, or exit-seeking

Major neurocognitive disorder due to vascular disease, mild, with verbal or physical behaviors such as profanity, shouting, threatening, anger, aggression, combativeness, or violence

Vascular dementia, mild, with aberrant motor behavior such as restlessness, rocking, pacing, or exit-seeking

Vascular dementia, mild, with verbal or physical behaviors such as profanity, shouting, threatening, anger, aggression, combativeness, or violence

F01.A18 **Vascular dementia, mild, with other behavioral disturbance** A CC HCC RxHCC CC/MCC Ex6

Major neurocognitive disorder due to vascular disease, mild, with behavioral disturbances such as sleep disturbance, social disinhibition, or sexual disinhibition

Vascular dementia, mild, with behavioral disturbances such as sleep disturbance, social disinhibition, or sexual disinhibition

Use additional code, if applicable, to identify wandering in vascular dementia (Z91.83)

F01.A2 **Vascular dementia, mild, with psychotic disturbance** A CC HCC RxHCC CC/MCC Ex6

Major neurocognitive disorder due to vascular disease, mild, with psychotic disturbance such as hallucinations, paranoia, suspiciousness, or delusional state

Vascular dementia, mild, with psychotic disturbance such as hallucinations, paranoia, suspiciousness, or delusional state

F01.A3 **Vascular dementia, mild, with mood disturbance** A CC HCC RxHCC CC/MCC Ex6

Major neurocognitive disorder due to vascular disease, mild, with mood disturbance such as depression, apathy, or anhedonia

Vascular dementia, mild, with mood disturbance such as depression, apathy, or anhedonia

F01.A4 **Vascular dementia, mild, with anxiety** A CC HCC RxHCC CC/MCC Ex6

Major neurocognitive disorder due to vascular disease, mild, with anxiety

5th F01.B **Vascular dementia, moderate**

F01.B0 **Vascular dementia, moderate, without behavioral disturbance, psychotic disturbance, mood disturbance, and anxiety** A HCC RxHCC

Major neurocognitive disorder due to vascular disease, moderate, NOS

Vascular dementia, moderate, NOS

6th F01.B1 **Vascular dementia, moderate, with behavioral disturbance**

F01.B11 **Vascular dementia, moderate, with agitation** A CC HCC RxHCC CC/MCC Ex6

Major neurocognitive disorder due to vascular disease, moderate, with aberrant motor behavior such as restlessness, rocking, pacing, or exit-seeking

Major neurocognitive disorder due to vascular disease, moderate, with verbal or physical behaviors such as profanity, shouting, threatening, anger, aggression, combativeness, or violence

Vascular dementia, moderate, with aberrant motor behavior such as restlessness, rocking, pacing, or exit-seeking

Vascular dementia, moderate, with verbal or physical behaviors such as profanity, shouting, threatening, anger, aggression, combativeness, or violence

F01.B18 **Vascular dementia, moderate, with other behavioral disturbance** A CC HCC RxHCC CC/MCC Ex6

Major neurocognitive disorder due to vascular disease, moderate, with behavioral disturbances such as sleep disturbance, social disinhibition, or sexual disinhibition

Vascular dementia, moderate, with behavioral disturbances such as sleep disturbance, social disinhibition, or sexual disinhibition

Use additional code, if applicable, to identify wandering in vascular dementia (Z91.83)

F01.B2 **Vascular dementia, moderate, with psychotic disturbance** A CC HCC RxHCC CC/MCC Ex6

Major neurocognitive disorder due to vascular disease, moderate, with psychotic disturbance such as hallucinations, paranoia, suspiciousness, or delusional state

Vascular dementia, moderate, with psychotic disturbance such as hallucinations, paranoia, suspiciousness, or delusional state

F01.B3 **Vascular dementia, moderate, with mood disturbance** A CC HCC RxHCC CC/MCC Ex6

Major neurocognitive disorder due to vascular disease, moderate, with mood disturbance such as depression, apathy, or anhedonia

Vascular dementia, moderate, with mood disturbance such as depression, apathy, or anhedonia

F01.B4 **Vascular dementia, moderate, with anxiety** A CC HCC RxHCC CC/MCC Ex6

Major neurocognitive disorder due to vascular disease, moderate, with anxiety

5th F01.C **Vascular dementia, severe**

F01.C0 **Vascular dementia, severe, without behavioral disturbance, psychotic disturbance, mood disturbance, and anxiety** A HCC RxHCC

Major neurocognitive disorder due to vascular disease, severe, NOS

Vascular dementia, severe, NOS

6th F01.C1 **Vascular dementia, severe, with behavioral disturbance**

F01.C11 **Vascular dementia, severe, with agitation** A CC HCC RxHCC CC/MCC Ex6

Major neurocognitive disorder due to vascular disease, severe, with aberrant motor behavior such as restlessness, rocking, pacing, or exit-seeking

Major neurocognitive disorder due to vascular disease, severe, with verbal or physical behaviors such as profanity, shouting, threatening, anger, aggression, combativeness, or violence

Vascular dementia, severe, with aberrant motor behavior such as restlessness, rocking, pacing, or exit-seeking

Vascular dementia, severe, with verbal or physical behaviors such as profanity, shouting, threatening, anger, aggression, combativeness, or violence

F01.C18 **Vascular dementia, severe, with other behavioral disturbance** A CC HCC RxHCC CC/MCC Ex6

Major neurocognitive disorder due to vascular disease, severe, with behavioral disturbances such as sleep disturbance, social disinhibition, or sexual disinhibition

Vascular dementia, severe, with behavioral disturbances such as sleep disturbance, social disinhibition, or sexual disinhibition

Use additional code, if applicable, to identify wandering in vascular dementia (Z91.83)

F01.C2 **Vascular dementia, severe, with psychotic disturbance** A CC HCC RxHCC CC/MCC Ex6

Major neurocognitive disorder due to vascular disease, severe, with psychotic disturbance such as hallucinations, paranoia, suspiciousness, or delusional state

Vascular dementia, severe, with psychotic disturbance such as hallucinations, paranoia, suspiciousness, or delusional state

F01.C3 **Vascular dementia, severe, with mood disturbance** A CC HCC RxHCC CC/MCC Ex6

Major neurocognitive disorder due to vascular disease, severe, with mood disturbance such as depression, apathy, or anhedonia

Vascular dementia, severe, with mood disturbance such as depression, apathy, or anhedonia

F01.C4 **Vascular dementia, severe, with anxiety** A CC HCC RxHCC CC/MCC Ex6

AHA: Q4 2022

Major neurocognitive disorder due to vascular disease, severe, with anxiety

4th F02 Dementia in other diseases classified elsewhere

See Official Guidelines, "Etiology/manifestation convention" I.A.13, "Dementia" I.C.5.d

INCLUDES *Major neurocognitive disorder in other diseases classified elsewhere*

Code first the underlying physiological condition, such as:

- Alzheimer's (G30.-)
- cerebral lipidosis (E75.4)
- Creutzfeldt-Jakob disease (A81.0-)
- epilepsy and recurrent seizures (G40.-)
- frontotemporal dementia (G31.09)
- hepatolenticular degeneration (E83.01)
- human immunodeficiency virus [HIV] disease (B20)
- Huntington's disease (G10)
- hypercalcemia (E83.52)
- hypothyroidism, acquired (E00-E03.-)
- intoxications (T36-T65)
- Jakob-Creutzfeldt disease (A81.0-)
- multiple sclerosis ▶(G35-)◀
- neurocognitive disorder with Lewy bodies (G31.83)
- neurosyphilis (A52.17)
- niacin deficiency [pellagra] (E52)
- other frontotemporal neurocognitive disorder (G31.90)
- Parkinson's disease (G20.-)
- Pick's disease (G31.01)
- polyarteritis nodosa (M30.0)
- prion disease (A81.9)
- systemic lupus erythematosus (M32.-)
- traumatic brain injury (S06.-)
- trypanosomiasis (B56.-, B57.-)
- vitamin B deficiency (E53.8)

EXCLUDES1 *mild neurocognitive disorder due to known physiological condition with or without behavioral disturbance (F06.7-)*

EXCLUDES2 *dementia in alcohol and psychoactive substance disorders (F10-F19, with .17, .27, .97)*

vascular dementia (F01.5-, F01.A-, F01.B-, F01.C-)

5th F02.8 **Dementia in other diseases classified elsewhere, unspecified severity**

F02.80 **Dementia in other diseases classified elsewhere, unspecified severity, without behavioral disturbance, psychotic disturbance, mood disturbance, and anxiety** HCC RxHCC

See Official Guidelines, "Etiology/manifestation convention" I.A.13

AHA: Q2 2024, Q4 2023, Q1 2022, Q1 2017, Q4 2017, Q2 2016, Q4 2016

Dementia in other diseases classified elsewhere NOS

Major neurocognitive disorder in other diseases classified elsewhere NOS

6th F02.81 **Dementia in other diseases classified elsewhere, unspecified severity, with behavioral disturbance**

See Official Guidelines, "Etiology/manifestation convention" I.A.13

F02.811 **Dementia in other diseases classified elsewhere, unspecified severity, with agitation** CC HCC RxHCC CC/MCC Exc

AHA: Q4 2022

Dementia in other diseases classified elsewhere, unspecified severity, with aberrant motor behavior such as restlessness, rocking, pacing, or exit-seeking

Dementia in other diseases classified elsewhere, unspecified severity, with verbal or physical behaviors such as profanity, shouting, threatening, anger, aggression, combativeness, or violence

Major neurocognitive disorder in other diseases classified elsewhere, unspecified severity, with aberrant motor behavior such as restlessness, rocking, pacing, or exit-seeking

Major neurocognitive disorder in other diseases classified elsewhere, unspecified severity, with verbal or physical behaviors such as profanity, shouting, threatening, anger, aggression, combativeness, or violence

F02.818 **Dementia in other diseases classified elsewhere, unspecified severity, with other behavioral disturbance** CC HCC RxHCC CC/MCC Exc

Dementia in other diseases classified elsewhere with sleep disturbance, social disinhibition, or sexual disinhibition

Major neurocognitive disorder in other diseases classified elsewhere with sleep disturbance, social disinhibition, or sexual disinhibition

Use additional code, if applicable, to identify wandering in dementia in conditions classified elsewhere (Z91.83)

F02.82 **Dementia in other diseases classified elsewhere, unspecified severity, with psychotic disturbance** CC HCC RxHCC CC/MCC Exc

Dementia in other diseases classified elsewhere, unspecified severity, with psychotic disturbance such as hallucinations, paranoia, suspiciousness, or delusional state

Major neurocognitive disorder in other diseases classified elsewhere, unspecified, with psychotic disturbance such as hallucinations, paranoia, suspiciousness, or delusional state

F02.83 **Dementia in other diseases classified elsewhere, unspecified severity, with mood disturbance** CC HCC RxHCC CC/MCC Exc

Dementia in other diseases classified elsewhere, unspecified severity, with mood disturbance such as depression, apathy, or anhedonia

Major neurocognitive disorder in other diseases classified elsewhere unspecified severity, with mood disturbance such as with depression, apathy, or anhedonia

F02.84 **Dementia in other diseases classified elsewhere, unspecified severity, with anxiety** CC HCC RxHCC CC/MCC Exc

Major neurocognitive disorder in other diseases classified elsewhere unspecified severity, with anxiety

5th **F02.A Dementia in other diseases classified elsewhere, mild**

EXCLUDES1 *mild neurocognitive disorder due to known physiological condition with or without behavioral disturbance (F06.7-)*

F02.A0 Dementia in other diseases classified elsewhere, mild, without behavioral disturbance, psychotic disturbance, mood disturbance, and anxiety HCC RxHCC

Dementia in other diseases classified elsewhere, mild, NOS

Major neurocognitive disorder in other diseases classified elsewhere, mild, NOS

6th **F02.A1 Dementia in other diseases classified elsewhere, mild, with behavioral disturbance**

F02.A11 Dementia in other diseases classified elsewhere, mild, with agitation CC HCC RxHCC CC/MCC Exc

Dementia in other diseases classified elsewhere, mild, with aberrant motor behavior such as restlessness, rocking, pacing, or exit-seeking

Dementia in other diseases classified elsewhere, mild, with verbal or physical behaviors such as profanity, shouting, threatening, anger, aggression, combativeness, or violence

Major neurocognitive disorder in other diseases classified elsewhere, mild, with aberrant motor behavior such as restlessness, rocking, pacing, or exit-seeking

Major neurocognitive disorder in other diseases classified elsewhere, mild, with verbal or physical behaviors such as profanity, shouting, threatening, anger, aggression, combativeness, or violence

F02.A18 Dementia in other diseases classified elsewhere, mild, with other behavioral disturbance CC HCC RxHCC CC/MCC Exc

Dementia in other diseases classified elsewhere, mild, with behavioral disturbances such as sleep disturbance, social disinhibition, or sexual disinhibition

Major neurocognitive disorder in other diseases classified elsewhere, mild, with behavioral disturbances such as sleep disturbance, social disinhibition, or sexual disinhibition

Use additional code, if applicable, to identify wandering in dementia in conditions classified elsewhere (Z91.83)

F02.A2 Dementia in other diseases classified elsewhere, mild, with psychotic disturbance CC HCC RxHCC CC/MCC Exc

Dementia in other diseases classified elsewhere, mild, with psychotic disturbance such as hallucinations, paranoia, suspiciousness, or delusional state

Major neurocognitive disorder in other diseases classified elsewhere, mild, with psychotic disturbance such as hallucinations, paranoia, suspiciousness, or delusional state

F02.A3 Dementia in other diseases classified elsewhere, mild, with mood disturbance CC HCC RxHCC CC/MCC Exc

Dementia in other diseases classified elsewhere, mild, with mood disturbance such as depression, apathy, or anhedonia

Major neurocognitive disorder in other diseases classified elsewhere, mild, with mood disturbance such as depression, apathy, or anhedonia

F02.A4 Dementia in other diseases classified elsewhere, mild, with anxiety CC HCC RxHCC CC/MCC Exc

Major neurocognitive disorder in other diseases classified elsewhere, mild, with anxiety

5th **F02.B Dementia in other diseases classified elsewhere, moderate**

F02.B0 Dementia in other diseases classified elsewhere, moderate, without behavioral disturbance, psychotic disturbance, mood disturbance, and anxiety HCC RxHCC

Dementia in other diseases classified elsewhere, moderate, NOS

Major neurocognitive disorder in other diseases classified elsewhere, moderate, NOS

6th F02.B1 **Dementia in other diseases classified elsewhere, moderate, with behavioral disturbance**

F02.B11 **Dementia in other diseases classified elsewhere, moderate, with agitation** CC HCC RxHCC CC/MCC Ex6

Dementia in other diseases classified elsewhere, moderate, with aberrant motor behavior such as restlessness, rocking, pacing, or exit-seeking

Dementia in other diseases classified elsewhere, moderate, with verbal or physical behaviors such as profanity, shouting, threatening, anger, aggression, combativeness, or violence

Major neurocognitive disorder in other diseases classified elsewhere, moderate, with aberrant motor behavior such as restlessness, rocking, pacing, or exit-seeking

Major neurocognitive disorder in other diseases classified elsewhere, moderate, with verbal or physical behaviors such as profanity, shouting, threatening, anger, aggression, combativeness, or violence

F02.B18 **Dementia in other diseases classified elsewhere, moderate, with other behavioral disturbance** CC HCC RxHCC CC/MCC Ex6

Dementia in other diseases classified elsewhere, moderate, with behavioral disturbances such as sleep disturbance, social disinhibition, or sexual disinhibition

Major neurocognitive disorder in other diseases classified elsewhere, moderate, with behavioral disturbance such as sleep disturbance, social disinhibition, or sexual disinhibition

Use additional code, if applicable, to identify wandering in dementia in conditions classified elsewhere (Z91.83)

F02.B2 **Dementia in other diseases classified elsewhere, moderate, with psychotic disturbance** CC HCC RxHCC CC/MCC Ex6

Dementia in other diseases classified elsewhere, moderate, with psychotic disturbance such as hallucinations, paranoia, suspiciousness, or delusional state

Major neurocognitive disorder in other diseases classified elsewhere, moderate, with psychotic disturbance such as hallucinations, paranoia, suspiciousness, or delusional state

F02.B3 **Dementia in other diseases classified elsewhere, moderate, with mood disturbance** CC HCC RxHCC CC/MCC Ex6

Dementia in other diseases classified elsewhere, moderate, with mood disturbance such as depression, apathy, or anhedonia

Major neurocognitive disorder in other diseases classified elsewhere, moderate, with mood disturbance such as depression, apathy, or anhedonia

F02.B4 **Dementia in other diseases classified elsewhere, moderate, with anxiety** CC HCC RxHCC CC/MCC Ex6

Major neurocognitive disorder in other diseases classified elsewhere, moderate, with anxiety

5th F02.C **Dementia in other diseases classified elsewhere, severe**

F02.C0 **Dementia in other diseases classified elsewhere, severe, without behavioral disturbance, psychotic disturbance, mood disturbance, and anxiety** HCC RxHCC

Dementia in other diseases classified elsewhere, severe, NOS

Major neurocognitive disorder in other diseases classified elsewhere, severe, NOS

F02.C1 **Dementia in other diseases classified elsewhere, severe, with behavioral disturbance**

F02.C11 **Dementia in other diseases classified elsewhere, severe, with agitation** CC HCC RxHCC CC/MCC Ex6

AHA: Q4 2022

Dementia in other diseases classified elsewhere, severe, with aberrant motor behavior such as restlessness, rocking, pacing, or exit-seeking

Dementia in other diseases classified elsewhere, severe, with verbal or physical behaviors such as profanity, shouting, threatening, anger, aggression, combativeness, or violence

Major neurocognitive disorder in other diseases classified elsewhere, severe, with aberrant motor behavior such as restlessness, rocking, pacing, or exit-seeking

Major neurocognitive disorder in other diseases classified elsewhere, severe, with verbal or physical behaviors such as profanity, shouting, threatening, anger, aggression, combativeness, or violence

F02.C18 **Dementia in other diseases classified elsewhere, severe, with other behavioral disturbance** CC HCC RxHCC CC/MCC Ex6

Dementia in other diseases classified elsewhere, severe, with behavioral disturbances such as sleep disturbance, social disinhibition, or sexual disinhibition

Major neurocognitive disorder in other diseases classified elsewhere, severe, with behavioral disturbances such as sleep disturbance, social disinhibition, or sexual disinhibition

Use additional code, if applicable, to identify wandering in dementia in conditions classified elsewhere (Z91.83)

F02.C2 **Dementia in other diseases classified elsewhere, severe, with psychotic disturbance** CC HCC RxHCC CC/MCC Ex6

Dementia in other diseases classified elsewhere, severe, with psychotic disturbance such as hallucinations, paranoia, suspiciousness, or delusional state

Major neurocognitive disorder in other diseases classified elsewhere, severe, with psychotic disturbance such as hallucinations, paranoia, suspiciousness, or delusional state

F02.C3 **Dementia in other diseases classified elsewhere, severe, with mood disturbance** CC HCC RxHCC CC/MCC Ex6

Dementia in other diseases classified elsewhere, severe, with mood disturbance such as depression, apathy, or anhedonia

Major neurocognitive disorder in other diseases classified elsewhere, severe, with mood disturbance such as depression, apathy, or anhedonia

F02.C4 **Dementia in other diseases classified elsewhere, severe, with anxiety** CC HCC RxHCC CC/MCC Ex6

AHA: Q4 2022

Major neurocognitive disorder in other diseases classified elsewhere, severe, with anxiety

4th **F03 Unspecified dementia**

See Official Guidelines, "Dementia" I.C.5.d

Major neurocognitive disorder NOS

Presenile dementia NOS

Presenile psychosis NOS

Primary degenerative dementia NOS

Senile dementia NOS

Senile dementia depressed or paranoid type

Senile psychosis NOS

Excludes1 *dementia with delirium or acute confusional state (F05)*

mild memory disturbance due to known physiological condition (F06.8)

5th **F03.9 Unspecified dementia, unspecified severity**

F03.90 Unspecified dementia, unspecified severity, without behavioral disturbance, psychotic disturbance, mood disturbance, and anxiety A HCC RxHCC

AHA: Q2 2024, Q2 2021, Q4 2017

Dementia NOS

6th **F03.91 Unspecified dementia, unspecified severity, with behavioral disturbance**

F03.911 Unspecified dementia, unspecified severity, with agitation A CC HCC RxHCC CC/MCC Exc

AHA: Q4 2022

Unspecified dementia, unspecified severity, with aberrant motor behavior such as restlessness, rocking, pacing, or exit-seeking

Unspecified dementia, unspecified severity, with verbal or physical behaviors such as profanity, shouting, threatening, anger, aggression, combativeness, or violence

F03.918 Unspecified dementia, unspecified severity, with other behavioral disturbance A CC HCC RxHCC CC/MCC Exc

Unspecified dementia, unspecified severity, with behavioral disturbances such as sleep disturbance, social disinhibition, or sexual disinhibition

Use additional code, if applicable, to identify wandering in unspecified dementia (Z91.83)

F03.92 Unspecified dementia, unspecified severity, with psychotic disturbance A CC HCC RxHCC CC/MCC Exc

Unspecified dementia, unspecified severity, with psychotic disturbance such as hallucinations, paranoia, suspiciousness, or delusional state

F03.93 Unspecified dementia, unspecified severity, with mood disturbance A CC HCC RxHCC CC/MCC Exc

Unspecified dementia, unspecified severity, with mood disturbance such as depression, apathy, or anhedonia

F03.94 Unspecified dementia, unspecified severity, with anxiety A CC HCC RxHCC CC/MCC Exc

5th F03.A Unspecified dementia, mild

EXCLUDES1 *mild neurocognitive disorder due to known physiological condition with or without behavioral disturbance (F06.7-)*

F03.A0 **Unspecified dementia, mild, without behavioral disturbance, psychotic disturbance, mood disturbance, and anxiety** A HCC RxHCC

Dementia, mild, NOS

6th F03.A1 **Unspecified dementia, mild, with behavioral disturbance**

F03.A11 **Unspecified dementia, mild, with agitation** A CC HCC RxHCC CC/MCC Exp

Unspecified dementia, mild, with aberrant motor behavior such as restlessness, rocking, pacing, or exit-seeking

Unspecified dementia, mild, with verbal or physical behaviors such as profanity, shouting, threatening, anger, aggression, combativeness, or violence

F03.A18 **Unspecified dementia, mild, with other behavioral disturbance** A CC HCC RxHCC CC/MCC Exp

Unspecified dementia, mild, with behavioral disturbances such as sleep disturbance, social disinhibition, or sexual disinhibition

Use additional code, if applicable, to identify wandering in unspecified dementia (Z91.83)

F03.A2 **Unspecified dementia, mild, with psychotic disturbance** A CC HCC RxHCC CC/MCC Exp

Unspecified dementia, mild, with psychotic disturbance such as hallucinations, paranoia, suspiciousness, or delusional state

F03.A3 **Unspecified dementia, mild, with mood disturbance** A CC HCC RxHCC CC/MCC Exp

Unspecified dementia, mild, with mood disturbance such as depression, apathy, or anhedonia

F03.A4 **Unspecified dementia, mild, with anxiety** A CC HCC RxHCC CC/MCC Exp

5th F03.B Unspecified dementia, moderate

F03.B0 **Unspecified dementia, moderate, without behavioral disturbance, psychotic disturbance, mood disturbance, and anxiety** A HCC RxHCC

Dementia, moderate, NOS

6th F03.B1 **Unspecified dementia, moderate, with behavioral disturbance**

F03.B11 **Unspecified dementia, moderate, with agitation** A CC HCC RxHCC CC/MCC Exp

Unspecified dementia, moderate, with aberrant motor behavior such as restlessness, rocking, pacing, or exit-seeking

Unspecified dementia, moderate, with verbal or physical behaviors such as profanity, shouting, threatening, anger, aggression, combativeness, or violence

F03.B18 **Unspecified dementia, moderate, with other behavioral disturbance** A CC HCC RxHCC CC/MCC Exp

Unspecified dementia, moderate, with behavioral disturbances such as sleep disturbance, social disinhibition, or sexual disinhibition

Use additional code, if applicable, to identify wandering in unspecified dementia (Z91.83)

F03.B2 **Unspecified dementia, moderate, with psychotic disturbance** A CC HCC RxHCC CC/MCC Exp

Unspecified dementia, moderate, with psychotic disturbance such as hallucinations, paranoia, suspiciousness, or delusional state

F03.B3 **Unspecified dementia, moderate, with mood disturbance** A CC HCC RxHCC CC/MCC Exp

Unspecified dementia, moderate, with mood disturbance such as depression, apathy, or anhedonia

F03.B4 **Unspecified dementia, moderate, with anxiety** A CC HCC RxHCC CC/MCC Ex0

5th F03.C **Unspecified dementia, severe**

F03.C0 **Unspecified dementia, severe, without behavioral disturbance, psychotic disturbance, mood disturbance, and anxiety** A HCC RxHCC

Dementia, severe, NOS

6th F03.C1 **Unspecified dementia, severe, with behavioral disturbance**

F03.C11 **Unspecified dementia, severe, with agitation** A CC HCC RxHCC CC/MCC Ex0

Unspecified dementia, severe, with aberrant motor behavior such as restlessness, rocking, pacing, or exit-seeking

Unspecified dementia, severe, with verbal or physical behaviors such as profanity, shouting, threatening, anger, aggression, combativeness, or violence

F03.C18 **Unspecified dementia, severe, with other behavioral disturbance** A CC HCC RxHCC CC/MCC Ex0

Unspecified dementia, severe, with behavioral disturbances such as sleep disturbance, social disinhibition, or sexual disinhibition

Use additional code, if applicable, to identify wandering in unspecified dementia (Z91.83)

F03.C2 **Unspecified dementia, severe, with psychotic disturbance** A CC HCC RxHCC CC/MCC Ex0

Unspecified dementia, severe, with psychotic disturbance such as hallucinations, paranoia, suspiciousness, or delusional state

F03.C3 **Unspecified dementia, severe, with mood disturbance** A CC HCC RxHCC CC/MCC Ex0

AHA: Q4 2023

Unspecified dementia, severe, with mood disturbance such as depression, apathy, or anhedonia

F03.C4 **Unspecified dementia, severe, with anxiety** A CC HCC RxHCC CC/MCC Ex0

AHA: Q4 2022

F04 **Amnestic disorder due to known physiological condition** RxHCC CC/MCC Ex0

AHA: Q4 2017

Korsakov's psychosis or syndrome, nonalcoholic

Code first the underlying physiological condition

EXCLUDES1 *amnesia NOS (R41.3)*

anterograde amnesia (R41.1)

dissociative amnesia (F44.0)

retrograde amnesia (R41.2)

EXCLUDES2 *alcohol-induced or unspecified Korsakov's syndrome (F10.26, F10.96)*

Korsakov's syndrome induced by other psychoactive substances (F13.26, F13.96, F19.16, F19.26, F19.96)

F05 Delirium due to known physiological condition CC PDx MCC CC/MCC Ex

AHA: Q2 2019, Q4 2017

Acute or subacute brain syndrome
Acute or subacute confusional state (nonalcoholic)
Acute or subacute infective psychosis
Acute or subacute organic reaction
Acute or subacute psycho-organic syndrome
Delirium of mixed etiology
Delirium superimposed on dementia
Sundowning

Code first the underlying physiological condition, such as:
dementia (F03.9-)

EXCLUDES1 *delirium NOS (R41.0)*

EXCLUDES2 *delirium tremens alcohol-induced or unspecified (F10.231, F10.921)*

4th **F06 Other mental disorders due to known physiological condition**

INCLUDES *mental disorders due to endocrine disorder*
mental disorders due to exogenous hormone
mental disorders due to exogenous toxic substance
mental disorders due to primary cerebral disease
mental disorders due to somatic illness
mental disorders due to systemic disease affecting the brain

Code first the underlying physiological condition

EXCLUDES1 *unspecified dementia (F03.-)*

EXCLUDES2 *delirium due to known physiological condition (F05)*
dementia as classified in F01-F02
other mental disorders associated with alcohol and other psychoactive substances (F10-F19)

F06.0 Psychotic disorder with hallucinations due to known physiological condition CC CC/MCC Ex0

AHA: Q4 2017

Organic hallucinatory state (nonalcoholic)

Excludes1 *hallucinations and perceptual disturbance induced by alcohol and other psychoactive substances (F10-F19 with .151, .251, .951)*

schizophrenia (F20.-)

F06.1 Catatonic disorder due to known physiological condition CC/MCC Ex0

AHA: Q4 2017

Catatonia associated with another mental disorder

Catatonia NOS

Excludes1 *catatonic stupor (R40.1)*

stupor NOS (R40.1)

Excludes2 *catatonic schizophrenia (F20.2)*

dissociative stupor (F44.2)

F06.2 Psychotic disorder with delusions due to known physiological condition CC CC/MCC Ex0

AHA: Q4 2017

Paranoid and paranoid-hallucinatory organic states

Schizophrenia-like psychosis in epilepsy

Excludes2 *alcohol and drug-induced psychotic disorder (F10-F19 with .150, .250, .950)*

brief psychotic disorder (F23)

delusional disorder (F22)

schizophrenia (F20.-)

5th F06.3 Mood disorder due to known physiological condition

Excludes2 *mood disorders due to alcohol and other psychoactive substances (F10-F19 with .14, .24, .94)*

mood disorders, not due to known physiological condition or unspecified (F30-F39)

F06.30 Mood disorder due to known physiological condition, unspecified CC/MCC Ex0

AHA: Q4 2017

F06.31 Mood disorder due to known physiological condition with depressive features CC/MCC Ex0

AHA: Q4 2017

Depressive disorder due to known physiological condition, with depressive features

F06.32 **Mood disorder due to known physiological condition with major depressive-like episode** CC/MCC Ex6

AHA: Q4 2017

Depressive disorder due to known physiological condition, with major depressive-like episode

F06.33 **Mood disorder due to known physiological condition with manic features** CC/MCC Ex6

AHA: Q4 2017

Bipolar and related disorder due to a known physiological condition, with manic features

Bipolar and related disorder due to known physiological condition, with manic- or hypomanic-like episodes

F06.34 **Mood disorder due to known physiological condition with mixed features** CC/MCC Ex6

AHA: Q4 2017

Bipolar and related disorder due to known physiological condition, with mixed features

Depressive disorder due to known physiological condition, with mixed features

F06.4 **Anxiety disorder due to known physiological condition** CC/MCC Ex6

AHA: Q4 2017

EXCLUDES2 *anxiety disorders due to alcohol and other psychoactive substances (F10-F19 with .180, .280, .980)*

anxiety disorders, not due to known physiological condition or unspecified (F40.-, F41.-)

5th F06.7 **Mild neurocognitive disorder due to known physiological condition**

Mild neurocognitive impairment due to a known physiological condition

Code first the underlying physiological condition, such as:

Alzheimer's disease (G30.-)

human immunodeficiency virus [HIV] disease (B20)

Huntington's disease (G10)

Neurocognitive disorder with Lewy bodies (G31.83)

other frontotemporal neurocognitive disorder (G31.09)

Parkinson's disease (G20.-)

systemic lupus erythematosus (M32.-)

traumatic brain injury (S06.-)

vitamin B deficiency (E53.-)

EXCLUDES1 *age related cognitive decline (R41.81)*

altered mental status (R41.82)

cerebral degeneration (G31.9)

change in mental status (R41.82)

cognitive deficits following (sequelae of) cerebral hemorrhage or infarction (I69.01-I69.11-, I69.21-I69.31-, I69.81- I69.91-)

dementia (F01.-, F02.-, F03.-)

mild cognitive impairment due to unknown or unspecified etiology (G31.84)

neurologic neglect syndrome (R41.4)

personality change, nonpsychotic (F68.8)

F06.70 **Mild neurocognitive disorder due to known physiological condition without behavioral disturbance** PDx✗

AHA: Q4 2022

Mild neurocognitive disorder due to known physiological condition, NOS

F06.71 **Mild neurocognitive disorder due to known physiological condition with behavioral disturbance** CC PDx✗ CC/MCC Ex✗

F06.8 **Other specified mental disorders due to known physiological condition** CC/MCC Ex✗

AHA: Q4 2017

Epileptic psychosis NOS

Obsessive-compulsive and related disorder due to a known physiological condition

Organic dissociative disorder

Organic emotionally labile [asthenic] disorder

4th F07 **Personality and behavioral disorders due to known physiological condition**

Code first the underlying physiological condition

F07.0 **Personality change due to known physiological condition** CC/MCC Ex✗

AHA: Q4 2017

Frontal lobe syndrome

Limbic epilepsy personality syndrome

Lobotomy syndrome

Organic personality disorder

Organic pseudopsychopathic personality

Organic pseudoretarded personality

Postleucotomy syndrome

DEFINED *mild cognitive impairment (G31.84)*

postconcussional syndrome (F07.81)

postencephalitic syndrome (F07.89)

signs and symptoms involving emotional state (R45.-)

DEFINED *specific personality disorder (F60.-)*

5th F07.8 Other personality and behavioral disorders due to known physiological condition

F07.81 Postconcussional syndrome CC/MCC Ex8

AHA: Q4 2017

Postcontusional syndrome (encephalopathy)

Post-traumatic brain syndrome, nonpsychotic

Use additional code to identify associated post-traumatic headache, if applicable (G44.3-)

Excludes1 *current concussion (brain) (S06.0-)*

postencephalitic syndrome (F07.89)

F07.89 Other personality and behavioral disorders due to known physiological condition PDx8

AHA: Q4 2017

Postencephalitic syndrome

Right hemispheric organic affective disorder

F07.9 Unspecified personality and behavioral disorder due to known physiological condition CC/MCC Ex8

AHA: Q4 2017

Organic psychosyndrome

F09 Unspecified mental disorder due to known physiological condition CC/MCC Ex8

AHA: Q4 2017

Mental disorder NOS due to known physiological condition

Organic brain syndrome NOS

Organic mental disorder NOS

Organic psychosis NOS

Symptomatic psychosis NOS

Code first the underlying physiological condition

Excludes1 *mild neurocognitive disorder due to known physiological condition (F06.7-)*

psychosis NOS (F29)

Mental and behavioral disorders due to psychoactive substance use (F10-F19)

See Official Guidelines, "Mental and behavioral disorders due to psychoactive substance use" I.C.5.b.1-3

4th **F10 Alcohol related disorders**

See Official Guidelines, "Alcohol use during pregnancy, childbirth and the puerperium" I.C.15.l.1, "Documentation by Clinicians Other than the Patient's Provider" I.B.14

Use additional code for blood alcohol level, if applicable (Y90.-)

5th **F10.1 Alcohol abuse**

excludes1 *alcohol dependence (F10.2-)*

alcohol use, unspecified (F10.9-)

F10.10 Alcohol abuse, uncomplicated CC/MCC Ex0

AHA: Q4 2017

Alcohol use disorder, mild

F10.11 Alcohol abuse, in remission CC/MCC Ex0

AHA: Q1 2022, Q4 2017

Alcohol use disorder, mild, in early remission

Alcohol use disorder, mild, in sustained remission

6th **F10.12 Alcohol abuse with intoxication**

F10.120 Alcohol abuse with intoxication, uncomplicated CC/MCC Ex0

AHA: Q4 2017

F10.121 Alcohol abuse with intoxication delirium CC CC/MCC Ex0

AHA: Q4 2017

F10.129 Alcohol abuse with intoxication, unspecified CC/MCC Ex0

AHA: Q4 2017

6th **F10.13 Alcohol abuse, with withdrawal**

F10.130 Alcohol abuse with withdrawal, uncomplicated CC HCC CC/MCC Ex0

F10.131 Alcohol abuse with withdrawal delirium CC HCC CC/MCC Ex0

F10.132 Alcohol abuse with withdrawal with perceptual disturbance CC HCC CC/MCC Ex0

F10.139 Alcohol abuse with withdrawal, unspecified CC HCC CC/MCC Ex0

F10.14 **Alcohol abuse with alcohol-induced mood disorder** CC HCC CC/MCC Ex6

AHA: Q4 2017

Alcohol use disorder, mild, with alcohol-induced bipolar or related disorder

Alcohol use disorder, mild, with alcohol-induced depressive disorder

6th F10.15 **Alcohol abuse with alcohol-induced psychotic disorder**

F10.150 **Alcohol abuse with alcohol-induced psychotic disorder with delusions** HCC CC/MCC Ex6

AHA: Q4 2017

F10.151 **Alcohol abuse with alcohol-induced psychotic disorder with hallucinations** CC HCC CC/MCC Ex6

AHA: Q4 2017

F10.159 **Alcohol abuse with alcohol-induced psychotic disorder, unspecified** CC HCC CC/MCC Ex6

AHA: Q4 2017

6th F10.18 **Alcohol abuse with other alcohol-induced disorders**

F10.180 **Alcohol abuse with alcohol-induced anxiety disorder** CC HCC CC/MCC Ex6

AHA: Q1 2022, Q4 2017

F10.181 **Alcohol abuse with alcohol-induced sexual dysfunction** CC HCC CC/MCC Ex6

AHA: Q4 2017

F10.182 **Alcohol abuse with alcohol-induced sleep disorder** HCC CC/MCC Ex6

AHA: Q4 2017

F10.188 **Alcohol abuse with other alcohol-induced disorder** CC HCC CC/MCC Ex6

AHA: Q1 2022, Q4 2017

F10.19 **Alcohol abuse with unspecified alcohol-induced disorder** CC CC/MCC Ex6

AHA: Q4 2017

5th F10.2 **Alcohol dependence**

See Official Guidelines, "Medical Conditions Due to Psychoactive Substance Use, Abuse and Dependence" I.C.5.b.4

EXCLUDES1 *alcohol abuse (F10.1-)*

alcohol use, unspecified (F10.9-)

EXCLUDES2 *toxic effect of alcohol (T51.0-)*

F10.20 **Alcohol dependence, uncomplicated** HCC CC/MCC Ex6

AHA: Q4 2021, Q1 2020, Q4 2017

Alcohol use disorder, moderate

Alcohol use disorder, severe

F10.21 **Alcohol dependence, in remission** HCC CC/MCC Ex6

AHA: Q4 2017

Alcohol use disorder, moderate, in early remission

Alcohol use disorder, moderate, in sustained remission

Alcohol use disorder, severe, in early remission

Alcohol use disorder, severe, in sustained remission

8th F10.22 **Alcohol dependence with intoxication**

Acute drunkenness (in alcoholism)

Excludes2 *alcohol dependence with withdrawal (F10.23-)*

F10.220 **Alcohol dependence with intoxication, uncomplicated** HCC CC/MCC Ex6

AHA: Q4 2017

F10.221 **Alcohol dependence with intoxication delirium** CC HCC CC/MCC Ex6

AHA: Q4 2017

F10.229 **Alcohol dependence with intoxication, unspecified** HCC CC/MCC Ex6

AHA: Q4 2017

8th F10.23 **Alcohol dependence with withdrawal**

Excludes2 *Alcohol dependence with intoxication (F10.22-)*

F10.230 **Alcohol dependence with withdrawal, uncomplicated** CC HCC CC/MCC Ex6

AHA: Q4 2017

F10.231 **Alcohol dependence with withdrawal delirium** CC HCC CC/MCC Ex6

AHA: Q4 2017

F10.232 **Alcohol dependence with withdrawal with perceptual disturbance** CC HCC CC/MCC Ex6

AHA: Q4 2017

F10.239 **Alcohol dependence with withdrawal, unspecified** CC HCC CC/MCC Ex6

AHA: Q4 2017, Q2 2015

F10.24 **Alcohol dependence with alcohol-induced mood disorder** CC HCC CC/MCC Ex6

AHA: Q4 2017

Alcohol use disorder, moderate, with alcohol-induced bipolar or related disorder

Alcohol use disorder, moderate, with alcohol-induced depressive disorder

Alcohol use disorder, severe, with alcohol-induced bipolar or related disorder

Alcohol use disorder, severe, with alcohol-induced depressive disorder

F10.25 Alcohol dependence with alcohol-induced psychotic disorder

F10.250 Alcohol dependence with alcohol-induced psychotic disorder with delusions HCC CC/MCC Exc

AHA: Q4 2017

F10.251 Alcohol dependence with alcohol-induced psychotic disorder with hallucinations CC HCC CC/MCC Exc

AHA: Q4 2017

F10.259 Alcohol dependence with alcohol-induced psychotic disorder, unspecified CC HCC CC/MCC Exc

AHA: Q4 2017

F10.26 Alcohol dependence with alcohol-induced persisting amnestic disorder HCC CC/MCC Exc

AHA: Q4 2017

Alcohol use disorder, moderate, with alcohol-induced major neurocognitive disorder, amnestic-confabulatory type

Alcohol use disorder, severe, with alcohol-induced major neurocognitive disorder, amnestic-confabulatory type

F10.27 Alcohol dependence with alcohol-induced persisting dementia CC HCC CC/MCC Exc

AHA: Q4 2017

Alcohol use disorder, moderate, with alcohol-induced major neurocognitive disorder, nonamnestic-confabulatory type

Alcohol use disorder, severe, with alcohol-induced major neurocognitive disorder, nonamnestic-confabulatory type

F10.28 Alcohol dependence with other alcohol-induced disorders

F10.280 Alcohol dependence with alcohol-induced anxiety disorder CC HCC CC/MCC Exc

AHA: Q4 2017

F10.281 Alcohol dependence with alcohol-induced sexual dysfunction CC HCC CC/MCC Exc

AHA: Q4 2017

F10.282 Alcohol dependence with alcohol-induced sleep disorder HCC CC/MCC Exc

AHA: Q4 2017

F10.288 Alcohol dependence with other alcohol-induced disorder CC HCC CC/MCC Exc

AHA: Q4 2021, Q1 2020, Q4 2017

Alcohol use disorder, moderate, with alcohol-induced mild neurocognitive disorder

Alcohol use disorder, severe, with alcohol-induced mild neurocognitive disorder

F10.29 Alcohol dependence with unspecified alcohol-induced disorder CC HCC CC/MCC Exc

AHA: Q4 2017

5th F10.9 Alcohol use, unspecified

See Official Guidelines, "Psychoactive Substance Use, Unspecified" I.C.5.b.3

EXCLUDES1 *alcohol abuse (F10.1-)*

alcohol dependence (F10.2-)

F10.90 Alcohol use, unspecified, uncomplicated CC/MCC Ex0

AHA: Q4 2022

F10.91 Alcohol use, unspecified, in remission CC/MCC Ex0

AHA: Q4 2022

6th F10.92 Alcohol use, unspecified with intoxication

F10.920 Alcohol use, unspecified with intoxication, uncomplicated CC/MCC Ex0

AHA: Q4 2017

F10.921 Alcohol use, unspecified with intoxication delirium CC CC/MCC Ex0

AHA: Q4 2017

F10.929 Alcohol use, unspecified with intoxication, unspecified CC/MCC Ex0

AHA: Q4 2017

6th F10.93 Alcohol use, unspecified with withdrawal

F10.930 Alcohol use, unspecified with withdrawal, uncomplicated CC HCC CC/MCC Ex0

F10.931 Alcohol use, unspecified with withdrawal delirium CC HCC CC/MCC Ex0

F10.932 Alcohol use, unspecified with withdrawal with perceptual disturbance CC HCC CC/MCC Ex0

F10.939 Alcohol use, unspecified with withdrawal, unspecified CC HCC CC/MCC Ex0

F10.94 Alcohol use, unspecified with alcohol-induced mood disorder CC HCC CC/MCC Ex0

AHA: Q4 2017

Alcohol induced bipolar or related disorder, without use disorder

Alcohol induced depressive disorder, without use disorder

6th F10.95 Alcohol use, unspecified with alcohol-induced psychotic disorder

F10.950 Alcohol use, unspecified with alcohol-induced psychotic disorder with delusions HCC CC/MCC Ex0

AHA: Q4 2017

F10.951 Alcohol use, unspecified with alcohol-induced psychotic disorder with hallucinations CC HCC CC/MCC Ex0

AHA: Q4 2017

F10.959 **Alcohol use, unspecified with alcohol-induced psychotic disorder, unspecified** CC HCC CC/MCC Ex6

AHA: Q4 2017

Alcohol-induced psychotic disorder without use disorder

F10.96 **Alcohol use, unspecified with alcohol-induced persisting amnestic disorder** HCC CC/MCC Ex6

AHA: Q4 2017

Alcohol-induced major neurocognitive disorder, amnestic-confabulatory type, without use disorder

F10.97 **Alcohol use, unspecified with alcohol-induced persisting dementia** HCC CC/MCC Ex6

AHA: Q4 2017

Alcohol-induced major neurocognitive disorder, nonamnestic-confabulatory type, without use disorder

6th F10.98 **Alcohol use, unspecified with other alcohol-induced disorders**

F10.980 **Alcohol use, unspecified with alcohol-induced anxiety disorder** CC HCC CC/MCC Ex6

AHA: Q4 2017

Alcohol induced anxiety disorder, without use disorder

F10.981 **Alcohol use, unspecified with alcohol-induced sexual dysfunction** CC HCC CC/MCC Ex6

AHA: Q4 2017

Alcohol induced sexual dysfunction, without use disorder

F10.982 **Alcohol use, unspecified with alcohol-induced sleep disorder** HCC CC/MCC Ex6

AHA: Q4 2017

Alcohol induced sleep disorder, without use disorder

F10.988 **Alcohol use, unspecified with other alcohol-induced disorder** CC HCC CC/MCC Ex6

AHA: Q3 2019, Q4 2017

Alcohol induced mild neurocognitive disorder, without use disorder

F10.99 **Alcohol use, unspecified with unspecified alcohol-induced disorder** CC CC/MCC Ex6

AHA: Q4 2017

4th F11 **Opioid related disorders**

See Official Guidelines, "Drug use during pregnancy, childbirth and the puerperium" I.C.15.l.3

5th F11.1 Opioid abuse

EXCLUDES1 *opioid dependence (F11.2-)*

opioid use, unspecified (F11.9-)

F11.10 Opioid abuse, uncomplicated HCC CC/MCC Ex0

AHA: Q4 2017

Opioid use disorder, mild

F11.11 Opioid abuse, in remission HCC CC/MCC Ex0

AHA: Q4 2017

Opioid use disorder, mild, in early remission

Opioid use disorder, mild, in sustained remission

6th F11.12 Opioid abuse with intoxication

F11.120 Opioid abuse with intoxication, uncomplicated HCC CC/MCC Ex0

AHA: Q4 2017

F11.121 Opioid abuse with intoxication delirium CC HCC CC/MCC Ex0

AHA: Q4 2017

F11.122 Opioid abuse with intoxication with perceptual disturbance HCC CC/MCC Ex0

AHA: Q4 2017

F11.129 Opioid abuse with intoxication, unspecified HCC CC/MCC Ex0

AHA: Q4 2017

F11.13 Opioid abuse with withdrawal CC HCC CC/MCC Ex0

AHA: Q4 2020

F11.14 Opioid abuse with opioid-induced mood disorder HCC CC/MCC Ex0

AHA: Q4 2017

Opioid use disorder, mild, with opioid-induced depressive disorder

6th F11.15 Opioid abuse with opioid-induced psychotic disorder

F11.150 Opioid abuse with opioid-induced psychotic disorder with delusions CC HCC CC/MCC Ex0

AHA: Q4 2017

F11.151 Opioid abuse with opioid-induced psychotic disorder with hallucinations CC HCC CC/MCC Ex0

AHA: Q4 2017

F11.159 **Opioid abuse with opioid-induced psychotic disorder, unspecified** HCC CC/MCC Ex6

AHA: Q4 2017

8th F11.18 **Opioid abuse with other opioid-induced disorder**

F11.181 **Opioid abuse with opioid-induced sexual dysfunction** HCC CC/MCC Ex6

AHA: Q4 2017

F11.182 **Opioid abuse with opioid-induced sleep disorder** HCC CC/MCC Ex6

AHA: Q4 2017

F11.188 **Opioid abuse with other opioid-induced disorder** HCC CC/MCC Ex6

AHA: Q4 2017

Opioid-associated amnestic syndrome with opioid abuse

F11.19 **Opioid abuse with unspecified opioid-induced disorder** HCC CC/MCC Ex6

AHA: Q4 2017

5th F11.2 **Opioid dependence**

EXCLUDES1 *opioid abuse (F11.1-)*

opioid use, unspecified (F11.9-)

EXCLUDES2 *opioid poisoning (T40.0-T40.2-)*

F11.20 **Opioid dependence, uncomplicated** CC HCC CC/MCC Ex6

AHA: Q4 2017

Opioid use disorder, moderate

Opioid use disorder, severe

F11.21 **Opioid dependence, in remission** HCC CC/MCC Ex6

AHA: Q4 2017

Opioid use disorder, moderate, in early remission

Opioid use disorder, moderate, in sustained remission

Opioid use disorder, severe, in early remission

Opioid use disorder, severe, in sustained remission

8th F11.22 **Opioid dependence with intoxication**

EXCLUDES1 *opioid dependence with withdrawal (F11.23)*

F11.220 **Opioid dependence with intoxication, uncomplicated** HCC CC/MCC Ex6

AHA: Q4 2017

F11.221 Opioid dependence with intoxication delirium CC HCC CC/MCC Ex6

AHA: Q4 2017

F11.222 Opioid dependence with intoxication with perceptual disturbance CC HCC CC/MCC Ex6

AHA: Q4 2017

F11.229 Opioid dependence with intoxication, unspecified HCC CC/MCC Ex6

AHA: Q4 2017

F11.23 Opioid dependence with withdrawal CC HCC CC/MCC Ex6

AHA: Q4 2017

EXCLUDES1 *opioid dependence with intoxication (F11.22-)*

F11.24 Opioid dependence with opioid-induced mood disorder HCC CC/MCC Ex6

AHA: Q4 2017

Opioid use disorder, moderate, with opioid induced depressive disorder

6th F11.25 Opioid dependence with opioid-induced psychotic disorder

F11.250 Opioid dependence with opioid-induced psychotic disorder with delusions CC HCC CC/MCC Ex6

AHA: Q4 2017

F11.251 Opioid dependence with opioid-induced psychotic disorder with hallucinations CC HCC CC/MCC Ex6

AHA: Q4 2017

F11.259 Opioid dependence with opioid-induced psychotic disorder, unspecified CC HCC CC/MCC Ex6

AHA: Q4 2017

6th F11.28 Opioid dependence with other opioid-induced disorder

F11.281 Opioid dependence with opioid-induced sexual dysfunction CC HCC CC/MCC Ex6

AHA: Q4 2017

F11.282 Opioid dependence with opioid-induced sleep disorder CC HCC CC/MCC Ex6

AHA: Q4 2017

F11.288 Opioid dependence with other opioid-induced disorder CC HCC CC/MCC Ex6

AHA: Q4 2017

Opioid-associated amnestic syndrome with opioid dependence

F11.29 Opioid dependence with unspecified opioid-induced disorder HCC CC/MCC Ex6

AHA: Q4 2017

5th F11.9 Opioid use, unspecified

See Official Guidelines, "Psychoactive Substance Use, Unspecified" I.C.5.b.3

EXCLUDES1 *opioid abuse (F11.1-)*

opioid dependence (F11.2-)

F11.90 Opioid use, unspecified, uncomplicated CC/MCC Exc

AHA: Q4 2017

F11.91 Opioid use, unspecified, in remission CC/MCC Exc

AHA: Q4 2022

6th F11.92 Opioid use, unspecified with intoxication

EXCLUDES1 *opioid use, unspecified with withdrawal (F11.93)*

F11.920 Opioid use, unspecified with intoxication, uncomplicated HCC CC/MCC Exc

AHA: Q4 2017

F11.921 Opioid use, unspecified with intoxication delirium CC HCC CC/MCC Exc

AHA: Q4 2017

Opioid-induced delirium

F11.922 Opioid use, unspecified with intoxication with perceptual disturbance HCC CC/MCC Exc

AHA: Q4 2017

F11.929 Opioid use, unspecified with intoxication, unspecified HCC CC/MCC Exc

AHA: Q4 2017

F11.93 Opioid use, unspecified with withdrawal CC HCC CC/MCC Exc

AHA: Q4 2017

EXCLUDES1 *opioid use, unspecified with intoxication (F11.92-)*

F11.94 Opioid use, unspecified with opioid-induced mood disorder HCC CC/MCC Exc

AHA: Q4 2017

Opioid induced depressive disorder, without use disorder

6th F11.95 Opioid use, unspecified with opioid-induced psychotic disorder

F11.950 Opioid use, unspecified with opioid-induced psychotic disorder with delusions CC HCC CC/MCC Exc

AHA: Q4 2017

F11.951 Opioid use, unspecified with opioid-induced psychotic disorder with hallucinations CC HCC CC/MCC Exc

AHA: Q4 2017

F11.959 Opioid use, unspecified with opioid-induced psychotic disorder, unspecified HCC CC/MCC Exc

AHA: Q4 2017

6th F11.98 Opioid use, unspecified with other specified opioid-induced disorder

F11.981 Opioid use, unspecified with opioid-induced sexual dysfunction HCC CC/MCC Ex6

AHA: Q4 2017

Opioid induced sexual dysfunction, without use disorder

F11.982 Opioid use, unspecified with opioid-induced sleep disorder HCC CC/MCC Ex6

AHA: Q4 2017

Opioid induced sleep disorder, without use disorder

F11.988 Opioid use, unspecified with other opioid-induced disorder HCC CC/MCC Ex6

AHA: Q4 2017

Opioid-associated amnestic syndrome without use disorder

Opioid induced anxiety disorder, without use disorder

F11.99 Opioid use, unspecified with unspecified opioid-induced disorder HCC CC/MCC Ex6

AHA: Q4 2017

4th F12 Cannabis related disorders

See Official Guidelines, "Drug use during pregnancy, childbirth and the puerperium" I.C.15.l.3

INCLUDES *marijuana*

5th F12.1 Cannabis abuse

EXCLUDES1 *cannabis dependence (F12.2-)*

cannabis use, unspecified (F12.9-)

F12.10 Cannabis abuse, uncomplicated CC/MCC Ex6

AHA: Q4 2017

Cannabis use disorder, mild

F12.11 Cannabis abuse, in remission CC/MCC Ex6

AHA: Q4 2017

Cannabis use disorder, mild, in early remission

Cannabis use disorder, mild, in sustained remission

6th F12.12 Cannabis abuse with intoxication

F12.120 Cannabis abuse with intoxication, uncomplicated CC/MCC Ex6

AHA: Q4 2017

F12.121 **Cannabis abuse with intoxication delirium** CC CC/MCC Ex6

AHA: Q4 2017

F12.122 **Cannabis abuse with intoxication with perceptual disturbance** CC/MCC Ex6

AHA: Q4 2017

F12.129 **Cannabis abuse with intoxication, unspecified** CC/MCC Ex6

AHA: Q4 2017

F12.13 **Cannabis abuse with withdrawal** HCC CC/MCC Ex6

AHA: Q4 2020

6th F12.15 **Cannabis abuse with psychotic disorder**

F12.150 **Cannabis abuse with psychotic disorder with delusions** CC HCC CC/MCC Ex6

AHA: Q4 2017

F12.151 **Cannabis abuse with psychotic disorder with hallucinations** CC HCC CC/MCC Ex6

AHA: Q4 2017

F12.159 **Cannabis abuse with psychotic disorder, unspecified** HCC CC/MCC Ex6

AHA: Q4 2017

6th F12.18 **Cannabis abuse with other cannabis-induced disorder**

F12.180 **Cannabis abuse with cannabis-induced anxiety disorder** HCC CC/MCC Ex6

AHA: Q4 2017

F12.188 **Cannabis abuse with other cannabis-induced disorder** HCC CC/MCC Ex6

AHA: Q4 2017

Cannabis use disorder, mild, with cannabis-induced sleep disorder

F12.19 **Cannabis abuse with unspecified cannabis-induced disorder** CC/MCC Ex6

AHA: Q4 2017

5th F12.2 **Cannabis dependence**

EXCLUDES1 *cannabis abuse (F12.1-)*

cannabis use, unspecified (F12.9-)

EXCLUDES2 *cannabis poisoning (T40.7-)*

F12.20 **Cannabis dependence, uncomplicated** HCC CC/MCC Ex6

AHA: Q4 2017

Cannabis use disorder, moderate

Cannabis use disorder, severe

F12.21 Cannabis dependence, in remission HCC CC/MCC Ex0

AHA: Q4 2017

Cannabis use disorder, moderate, in early remission

Cannabis use disorder, moderate, in sustained remission

Cannabis use disorder, severe, in early remission

Cannabis use disorder, severe, in sustained remission

6th F12.22 Cannabis dependence with intoxication

F12.220 Cannabis dependence with intoxication, uncomplicated HCC CC/MCC Ex0

AHA: Q4 2017

F12.221 Cannabis dependence with intoxication delirium CC HCC CC/MCC Ex0

AHA: Q4 2017

F12.222 Cannabis dependence with intoxication with perceptual disturbance HCC CC/MCC Ex0

AHA: Q4 2017

F12.229 Cannabis dependence with intoxication, unspecified HCC CC/MCC Ex0

AHA: Q4 2017

F12.23 Cannabis dependence with withdrawal HCC CC/MCC Ex0

AHA: Q4 2018

6th F12.25 Cannabis dependence with psychotic disorder

F12.250 Cannabis dependence with psychotic disorder with delusions CC HCC CC/MCC Ex0

AHA: Q4 2017

F12.251 Cannabis dependence with psychotic disorder with hallucinations CC HCC CC/MCC Ex0

AHA: Q4 2017

F12.259 Cannabis dependence with psychotic disorder, unspecified HCC CC/MCC Ex0

AHA: Q4 2017

6th F12.28 Cannabis dependence with other cannabis-induced disorder

F12.280 Cannabis dependence with cannabis-induced anxiety disorder HCC CC/MCC Ex0

AHA: Q4 2017

F12.288 Cannabis dependence with other cannabis-induced disorder HCC CC/MCC Ex0

AHA: Q4 2017

Cannabis use disorder, moderate, with cannabis-induced sleep disorder

Cannabis use disorder, severe, with cannabis-induced sleep disorder

F12.29 Cannabis dependence with unspecified cannabis-induced disorder HCC CC/MCC Ex6

AHA: Q4 2017

5th F12.9 Cannabis use, unspecified

See Official Guidelines, "Psychoactive Substance Use, Unspecified" I.C.5.b.3

EXCLUDES1 *cannabis abuse (F12.1-)*

cannabis dependence (F12.2-)

F12.90 Cannabis use, unspecified, uncomplicated CC/MCC Ex6

AHA: Q4 2017

F12.91 Cannabis use, unspecified, in remission CC/MCC Ex6

AHA: Q4 2022

6th F12.92 Cannabis use, unspecified with intoxication

F12.920 Cannabis use, unspecified with intoxication, uncomplicated CC/MCC Ex6

AHA: Q4 2017

F12.921 Cannabis use, unspecified with intoxication delirium CC CC/MCC Ex6

AHA: Q4 2017

F12.922 Cannabis use, unspecified with intoxication with perceptual disturbance CC/MCC Ex6

AHA: Q4 2017

F12.929 Cannabis use, unspecified with intoxication, unspecified CC/MCC Ex6

AHA: Q4 2017

F12.93 Cannabis use, unspecified with withdrawal HCC CC/MCC Ex6

AHA: Q4 2018

6th F12.95 Cannabis use, unspecified with psychotic disorder

F12.950 Cannabis use, unspecified with psychotic disorder with delusions CC HCC CC/MCC Ex6

AHA: Q4 2017

F12.951 Cannabis use, unspecified with psychotic disorder with hallucinations CC HCC CC/MCC Ex6

AHA: Q4 2017

F12.959 **Cannabis use, unspecified with psychotic disorder, unspecified** HCC CC/MCC Ex0

AHA: Q4 2017

Cannabis induced psychotic disorder, without use disorder

6th F12.98 **Cannabis use, unspecified with other cannabis-induced disorder**

F12.980 **Cannabis use, unspecified with anxiety disorder** HCC CC/MCC Ex0

AHA: Q4 2017

Cannabis induced anxiety disorder, without use disorder

F12.988 **Cannabis use, unspecified with other cannabis-induced disorder** HCC CC/MCC Ex0

AHA: Q4 2017

Cannabis induced sleep disorder, without use disorder

F12.99 **Cannabis use, unspecified with unspecified cannabis-induced disorder** CC/MCC Ex0

AHA: Q4 2017

4th F13 **Sedative, hypnotic, or anxiolytic related disorders**

See Official Guidelines, "Drug use during pregnancy, childbirth and the puerperium" I.C.15.l.3

5th F13.1 **Sedative, hypnotic or anxiolytic-related abuse**

EXCLUDES1 *sedative, hypnotic or anxiolytic-related dependence (F13.2-)*

sedative, hypnotic, or anxiolytic use, unspecified (F13.9-)

F13.10 **Sedative, hypnotic or anxiolytic abuse, uncomplicated** HCC CC/MCC Ex0

AHA: Q4 2017

Sedative, hypnotic, or anxiolytic use disorder, mild

F13.11 **Sedative, hypnotic or anxiolytic abuse, in remission** HCC CC/MCC Ex0

AHA: Q4 2017

Sedative, hypnotic or anxiolytic use disorder, mild, in early remission

Sedative, hypnotic or anxiolytic use disorder, mild, in sustained remission

6th F13.12 **Sedative, hypnotic or anxiolytic abuse with intoxication**

F13.120 **Sedative, hypnotic or anxiolytic abuse with intoxication, uncomplicated** HCC CC/MCC Ex0

AHA: Q4 2017

F13.121 Sedative, hypnotic or anxiolytic abuse with intoxication delirium CC HCC CC/MCC Ex6

AHA: Q4 2017

F13.129 Sedative, hypnotic or anxiolytic abuse with intoxication, unspecified HCC CC/MCC Ex6

AHA: Q4 2017

6th F13.13 Sedative, hypnotic or anxiolytic abuse with withdrawal

F13.130 Sedative, hypnotic or anxiolytic abuse with withdrawal, uncomplicated CC HCC CC/MCC Ex6

F13.131 Sedative, hypnotic or anxiolytic abuse with withdrawal delirium CC HCC CC/MCC Ex6

F13.132 Sedative, hypnotic or anxiolytic abuse with withdrawal with perceptual disturbance CC HCC CC/MCC Ex6

F13.139 Sedative, hypnotic or anxiolytic abuse with withdrawal, unspecified CC HCC CC/MCC Ex6

F13.14 Sedative, hypnotic or anxiolytic abuse with sedative, hypnotic or anxiolytic-induced mood disorder HCC CC/MCC Ex6

AHA: Q4 2017

Sedative, hypnotic, or anxiolytic use disorder, mild, with sedative, hypnotic, or anxiolytic-induced bipolar or related disorder

Sedative, hypnotic, or anxiolytic use disorder, mild, with sedative, hypnotic, or anxiolytic-induced depressive disorder

6th F13.15 Sedative, hypnotic or anxiolytic abuse with sedative, hypnotic or anxiolytic-induced psychotic disorder

F13.150 Sedative, hypnotic or anxiolytic abuse with sedative, hypnotic or anxiolytic-induced psychotic disorder with delusions CC HCC CC/MCC Ex6

AHA: Q4 2017

F13.151 Sedative, hypnotic or anxiolytic abuse with sedative, hypnotic or anxiolytic-induced psychotic disorder with hallucinations CC HCC CC/MCC Ex6

AHA: Q4 2017

F13.159 Sedative, hypnotic or anxiolytic abuse with sedative, hypnotic or anxiolytic-induced psychotic disorder, unspecified HCC CC/MCC Ex6

AHA: Q4 2017

6th F13.18 Sedative, hypnotic or anxiolytic abuse with other sedative, hypnotic or anxiolytic-induced disorders

F13.180 Sedative, hypnotic or anxiolytic abuse with sedative, hypnotic or anxiolytic-induced anxiety disorder HCC CC/MCC Ex6

AHA: Q4 2017

F13.181 Sedative, hypnotic or anxiolytic abuse with sedative, hypnotic or anxiolytic-induced sexual dysfunction HCC CC/MCC Ex6

AHA: Q4 2017

F13.182 Sedative, hypnotic or anxiolytic abuse with sedative, hypnotic or anxiolytic-induced sleep disorder HCC CC/MCC Ex6

AHA: Q4 2017

F13.188 **Sedative, hypnotic or anxiolytic abuse with other sedative, hypnotic or anxiolytic-induced disorder** HCC CC/MCC Ex6

AHA: Q4 2017

F13.19 **Sedative, hypnotic or anxiolytic abuse with unspecified sedative, hypnotic or anxiolytic-induced disorder** HCC CC/MCC Ex6

AHA: Q4 2017

5th F13.2 **Sedative, hypnotic or anxiolytic-related dependence**

EXCLUDES1 *sedative, hypnotic or anxiolytic-related abuse (F13.1-)*

sedative, hypnotic, or anxiolytic use, unspecified (F13.9-)

EXCLUDES2 *sedative, hypnotic, or anxiolytic poisoning (T42.-)*

F13.20 **Sedative, hypnotic or anxiolytic dependence, uncomplicated** CC HCC CC/MCC Ex6

AHA: Q4 2017

F13.21 **Sedative, hypnotic or anxiolytic dependence, in remission** HCC CC/MCC Ex6

AHA: Q4 2017

Sedative, hypnotic or anxiolytic use disorder, moderate, in early remission

Sedative, hypnotic or anxiolytic use disorder, moderate, in sustained remission

Sedative, hypnotic or anxiolytic use disorder, severe, in early remission

Sedative, hypnotic or anxiolytic use disorder, severe, in sustained remission

6th F13.22 **Sedative, hypnotic or anxiolytic dependence with intoxication**

EXCLUDES1 *sedative, hypnotic or anxiolytic dependence with withdrawal (F13.23-)*

F13.220 **Sedative, hypnotic or anxiolytic dependence with intoxication, uncomplicated** HCC CC/MCC Ex6

AHA: Q4 2017

F13.221 **Sedative, hypnotic or anxiolytic dependence with intoxication delirium** CC HCC CC/MCC Ex6

AHA: Q4 2017

F13.229 **Sedative, hypnotic or anxiolytic dependence with intoxication, unspecified** HCC CC/MCC Ex6

AHA: Q4 2017

6th F13.23 **Sedative, hypnotic or anxiolytic dependence with withdrawal**

Sedative, hypnotic, or anxiolytic use disorder, moderate

Sedative, hypnotic, or anxiolytic use disorder, severe

EXCLUDES1 *sedative, hypnotic or anxiolytic dependence with intoxication (F13.22-)*

F13.230 **Sedative, hypnotic or anxiolytic dependence with withdrawal, uncomplicated** CC HCC CC/MCC Ex6

AHA: Q4 2017

F13.231 **Sedative, hypnotic or anxiolytic dependence with withdrawal delirium** CC HCC CC/MCC Ex6

AHA: Q4 2017

F13.232 **Sedative, hypnotic or anxiolytic dependence with withdrawal with perceptual disturbance** CC HCC CC/MCC Ex6

AHA: Q4 2017

Sedative, hypnotic, or anxiolytic withdrawal with perceptual disturbances

F13.239 **Sedative, hypnotic or anxiolytic dependence with withdrawal, unspecified** CC HCC CC/MCC Ex6

AHA: Q4 2017

Sedative, hypnotic, or anxiolytic withdrawal without perceptual disturbances

F13.24 **Sedative, hypnotic or anxiolytic dependence with sedative, hypnotic or anxiolytic-induced mood disorder** HCC CC/MCC Ex6

AHA: Q4 2017

Sedative, hypnotic, or anxiolytic use disorder, moderate, with sedative, hypnotic, or anxiolytic-induced bipolar or related disorder

Sedative, hypnotic, or anxiolytic use disorder, moderate, with sedative, hypnotic, or anxiolytic-induced depressive disorder

Sedative, hypnotic, or anxiolytic use disorder, severe, with sedative, hypnotic, or anxiolytic-induced bipolar or related disorder

Sedative, hypnotic, or anxiolytic use disorder, severe, with sedative, hypnotic, or anxiolytic-induced depressive disorder

6th F13.25 **Sedative, hypnotic or anxiolytic dependence with sedative, hypnotic or anxiolytic-induced psychotic disorder**

F13.250 **Sedative, hypnotic or anxiolytic dependence with sedative, hypnotic or anxiolytic-induced psychotic disorder with delusions** CC HCC CC/MCC Ex6

AHA: Q4 2017

F13.251 **Sedative, hypnotic or anxiolytic dependence with sedative, hypnotic or anxiolytic-induced psychotic disorder with hallucinations** CC HCC CC/MCC Ex6

AHA: Q4 2017

F13.259 **Sedative, hypnotic or anxiolytic dependence with sedative, hypnotic or anxiolytic-induced psychotic disorder, unspecified** CC HCC CC/MCC Ex6

AHA: Q4 2017

F13.26 **Sedative, hypnotic or anxiolytic dependence with sedative, hypnotic or anxiolytic-induced persisting amnestic disorder** CC HCC CC/MCC Ex6

AHA: Q4 2017

F13.27 **Sedative, hypnotic or anxiolytic dependence with sedative, hypnotic or anxiolytic-induced persisting dementia** CC HCC CC/MCC Ex6

AHA: Q4 2017

Sedative, hypnotic, or anxiolytic use disorder, moderate, with sedative, hypnotic, or anxiolytic-induced major neurocognitive disorder

Sedative, hypnotic, or anxiolytic use disorder, severe, with sedative, hypnotic, or anxiolytic-induced major neurocognitive disorder

F13.28 **Sedative, hypnotic or anxiolytic dependence with other sedative, hypnotic or anxiolytic-induced disorders**

F13.280 **Sedative, hypnotic or anxiolytic dependence with sedative, hypnotic or anxiolytic-induced anxiety disorder** CC HCC CC/MCC Exc

AHA: Q4 2017

F13.281 **Sedative, hypnotic or anxiolytic dependence with sedative, hypnotic or anxiolytic-induced sexual dysfunction** CC HCC CC/MCC Exc

AHA: Q4 2017

F13.282 **Sedative, hypnotic or anxiolytic dependence with sedative, hypnotic or anxiolytic-induced sleep disorder** CC HCC CC/MCC Exc

AHA: Q4 2017

F13.288 **Sedative, hypnotic or anxiolytic dependence with other sedative, hypnotic or anxiolytic-induced disorder** CC HCC CC/MCC Exc

AHA: Q4 2017

Sedative, hypnotic, or anxiolytic use disorder, moderate, with sedative, hypnotic, or anxiolytic-induced mild neurocognitive disorder

Sedative, hypnotic, or anxiolytic use disorder, severe, with sedative, hypnotic, or anxiolytic-induced mild neurocognitive disorder

F13.29 **Sedative, hypnotic or anxiolytic dependence with unspecified sedative, hypnotic or anxiolytic-induced disorder** HCC CC/MCC Exc

AHA: Q4 2017

F13.9 **Sedative, hypnotic or anxiolytic-related use, unspecified**

See Official Guidelines, "Psychoactive Substance Use, Unspecified" I.C.5.b.3

Excludes1 *sedative, hypnotic or anxiolytic-related abuse (F13.1-)*

sedative, hypnotic or anxiolytic-related dependence (F13.2-)

F13.90 **Sedative, hypnotic, or anxiolytic use, unspecified, uncomplicated** CC/MCC Exc

AHA: Q4 2017

F13.91 **Sedative, hypnotic or anxiolytic use, unspecified, in remission** CC/MCC Exc

AHA: Q4 2022

F13.92 **Sedative, hypnotic or anxiolytic use, unspecified with intoxication**

Excludes1 *sedative, hypnotic or anxiolytic use, unspecified with withdrawal (F13.93-)*

F13.920 **Sedative, hypnotic or anxiolytic use, unspecified with intoxication, uncomplicated** HCC CC/MCC Exc

AHA: Q4 2017

F13.921 **Sedative, hypnotic or anxiolytic use, unspecified with intoxication delirium** CC HCC CC/MCC Exc

AHA: Q4 2017

Sedative, hypnotic, or anxiolytic-induced delirium

F13.929 **Sedative, hypnotic or anxiolytic use, unspecified with intoxication, unspecified** HCC CC/MCC Exc

AHA: Q4 2017

F13.93 **Sedative, hypnotic or anxiolytic use, unspecified with withdrawal**

Excludes1 *sedative, hypnotic or anxiolytic use, unspecified with intoxication (F13.92-)*

F13.930 **Sedative, hypnotic or anxiolytic use, unspecified with withdrawal, uncomplicated** CC HCC CC/MCC Exc

AHA: Q4 2017

F13.931 **Sedative, hypnotic or anxiolytic use, unspecified with withdrawal delirium** CC HCC CC/MCC Exc

AHA: Q4 2017

F13.932 **Sedative, hypnotic or anxiolytic use, unspecified with withdrawal with perceptual disturbances** CC HCC CC/MCC Exc

AHA: Q4 2017

F13.939 **Sedative, hypnotic or anxiolytic use, unspecified with withdrawal, unspecified** CC HCC CC/MCC Exc

AHA: Q4 2017

F13.94 **Sedative, hypnotic or anxiolytic use, unspecified with sedative, hypnotic or anxiolytic-induced mood disorder** HCC CC/MCC Exc

AHA: Q4 2017

Sedative, hypnotic, or anxiolytic-induced bipolar or related disorder, without use disorder

Sedative, hypnotic, or anxiolytic-induced depressive disorder, without use disorder

F13.95 **Sedative, hypnotic or anxiolytic use, unspecified with sedative, hypnotic or anxiolytic-induced psychotic disorder**

F13.950 **Sedative, hypnotic or anxiolytic use, unspecified with sedative, hypnotic or anxiolytic-induced psychotic disorder with delusions** CC HCC CC/MCC Exc

AHA: Q4 2017

F13.951 **Sedative, hypnotic or anxiolytic use, unspecified with sedative, hypnotic or anxiolytic-induced psychotic disorder with hallucinations** CC HCC CC/MCC Exc

AHA: Q4 2017

F13.959 **Sedative, hypnotic or anxiolytic use, unspecified with sedative, hypnotic or anxiolytic-induced psychotic disorder, unspecified** HCC CC/MCC Exc

AHA: Q4 2017

Sedative, hypnotic, or anxiolytic-induced psychotic disorder, without use disorder

F13.96 **Sedative, hypnotic or anxiolytic use, unspecified with sedative, hypnotic or anxiolytic-induced persisting amnestic disorder** HCC CC/MCC Exc

AHA: Q4 2017

F13.97 **Sedative, hypnotic or anxiolytic use, unspecified with sedative, hypnotic or anxiolytic-induced persisting dementia** CC HCC CC/MCC Exc

AHA: Q4 2017

Sedative, hypnotic, or anxiolytic-induced major neurocognitive disorder, without use disorder

6th F13.98 Sedative, hypnotic or anxiolytic use, unspecified with other sedative, hypnotic or anxiolytic-induced disorders

F13.980 Sedative, hypnotic or anxiolytic use, unspecified with sedative, hypnotic or anxiolytic-induced anxiety disorder HCC CC/MCC Exc

AHA: Q4 2017

Sedative, hypnotic, or anxiolytic-induced anxiety disorder, without use disorder

F13.981 Sedative, hypnotic or anxiolytic use, unspecified with sedative, hypnotic or anxiolytic-induced sexual dysfunction HCC CC/MCC Exc

AHA: Q4 2017

Sedative, hypnotic, or anxiolytic-induced sexual dysfunction disorder, without use disorder

F13.982 Sedative, hypnotic or anxiolytic use, unspecified with sedative, hypnotic or anxiolytic-induced sleep disorder HCC CC/MCC Exc

AHA: Q4 2017

Sedative, hypnotic, or anxiolytic-induced sleep disorder, without use disorder

F13.988 Sedative, hypnotic or anxiolytic use, unspecified with other sedative, hypnotic or anxiolytic-induced disorder HCC CC/MCC Exc

AHA: Q4 2017

Sedative, hypnotic, or anxiolytic-induced mild neurocognitive disorder

F13.99 Sedative, hypnotic or anxiolytic use, unspecified with unspecified sedative, hypnotic or anxiolytic-induced disorder HCC CC/MCC Exc

AHA: Q4 2017

4th F14 Cocaine related disorders

See Official Guidelines, "Drug use during pregnancy, childbirth and the puerperium" I.C.15.l.3

Excludes *other stimulant-related disorders (F15.-)*

5th F14.1 Cocaine abuse

Excludes *cocaine dependence (F14.2-)*

cocaine use, unspecified (F14.9-)

F14.10 Cocaine abuse, uncomplicated HCC CC/MCC Exc

AHA: Q4 2017

Cocaine use disorder, mild

F14.11 Cocaine abuse, in remission HCC CC/MCC Exc

AHA: Q4 2017

Cocaine use disorder, mild, in early remission

Cocaine use disorder, mild, in sustained remission

6th F14.12 Cocaine abuse with intoxication

F14.120 Cocaine abuse with intoxication, uncomplicated HCC CC/MCC Ex6

AHA: Q4 2017

F14.121 Cocaine abuse with intoxication with delirium CC HCC CC/MCC Ex6

AHA: Q4 2017

F14.122 Cocaine abuse with intoxication with perceptual disturbance HCC CC/MCC Ex6

AHA: Q4 2017

F14.129 Cocaine abuse with intoxication, unspecified HCC CC/MCC Ex6

AHA: Q4 2017

F14.13 Cocaine abuse, unspecified with withdrawal CC HCC CC/MCC Ex6

AHA: Q4 2020

F14.14 Cocaine abuse with cocaine-induced mood disorder HCC CC/MCC Ex6

AHA: Q4 2017

Cocaine use disorder, mild, with cocaine-induced bipolar or related disorder

Cocaine use disorder, mild, with cocaine-induced depressive disorder

6th F14.15 Cocaine abuse with cocaine-induced psychotic disorder

F14.150 Cocaine abuse with cocaine-induced psychotic disorder with delusions CC HCC CC/MCC Ex6

AHA: Q4 2017

F14.151 Cocaine abuse with cocaine-induced psychotic disorder with hallucinations CC HCC CC/MCC Ex6

AHA: Q4 2017

F14.159 Cocaine abuse with cocaine-induced psychotic disorder, unspecified HCC CC/MCC Ex6

AHA: Q4 2017

6th F14.18 Cocaine abuse with other cocaine-induced disorder

F14.180 Cocaine abuse with cocaine-induced anxiety disorder HCC CC/MCC Ex6

AHA: Q4 2017

F14.181 Cocaine abuse with cocaine-induced sexual dysfunction HCC CC/MCC Ex6

AHA: Q4 2017

F14.182 **Cocaine abuse with cocaine-induced sleep disorder** HCC CC/MCC Ex0

AHA: Q4 2017

F14.188 **Cocaine abuse with other cocaine-induced disorder** HCC CC/MCC Ex0

AHA: Q4 2017

Cocaine use disorder, mild, with cocaine-induced obsessive compulsive or related disorder

F14.19 **Cocaine abuse with unspecified cocaine-induced disorder** HCC CC/MCC Ex0

AHA: Q4 2017

5th F14.2 **Cocaine dependence**

EXCLUDES1 *cocaine abuse (F14.1-)*

cocaine use, unspecified (F14.9-)

EXCLUDES2 *cocaine poisoning (T40.5-)*

F14.20 **Cocaine dependence, uncomplicated** CC HCC CC/MCC Ex0

AHA: Q4 2017

Cocaine use disorder, moderate

Cocaine use disorder, severe

F14.21 **Cocaine dependence, in remission** HCC CC/MCC Ex0

AHA: Q2 2017, Q4 2017

Cocaine use disorder, moderate, in early remission

Cocaine use disorder, moderate, in sustained remission

Cocaine use disorder, severe, in early remission

Cocaine use disorder, severe, in sustained remission

6th F14.22 **Cocaine dependence with intoxication**

EXCLUDES1 *cocaine dependence with withdrawal (F14.23)*

F14.220 **Cocaine dependence with intoxication, uncomplicated** HCC CC/MCC Ex0

AHA: Q4 2017

F14.221 **Cocaine dependence with intoxication delirium** CC HCC CC/MCC Ex0

AHA: Q4 2017

F14.222 **Cocaine dependence with intoxication with perceptual disturbance** CC HCC CC/MCC Ex0

AHA: Q4 2017

F14.229 **Cocaine dependence with intoxication, unspecified** CC HCC CC/MCC Ex0

AHA: Q4 2017

F14.23 **Cocaine dependence with withdrawal** CC HCC CC/MCC Ex0

AHA: Q4 2017

Excludes1 *cocaine dependence with intoxication (F14.22-)*

F14.24 **Cocaine dependence with cocaine-induced mood disorder** HCC CC/MCC Ex0

AHA: Q4 2017

Cocaine use disorder, moderate, with cocaine-induced bipolar or related disorder

Cocaine use disorder, moderate, with cocaine-induced depressive disorder

Cocaine use disorder, severe, with cocaine-induced bipolar or related disorder

Cocaine use disorder, severe, with cocaine-induced depressive disorder

6th F14.25 **Cocaine dependence with cocaine-induced psychotic disorder**

F14.250 **Cocaine dependence with cocaine-induced psychotic disorder with delusions** CC HCC CC/MCC Ex0

AHA: Q4 2017

F14.251 **Cocaine dependence with cocaine-induced psychotic disorder with hallucinations** CC HCC CC/MCC Ex0

AHA: Q4 2017

F14.259 **Cocaine dependence with cocaine-induced psychotic disorder, unspecified** CC HCC CC/MCC Ex0

AHA: Q4 2017

6th F14.28 **Cocaine dependence with other cocaine-induced disorder**

F14.280 **Cocaine dependence with cocaine-induced anxiety disorder** CC HCC CC/MCC Ex0

AHA: Q4 2017

F14.281 **Cocaine dependence with cocaine-induced sexual dysfunction** CC HCC CC/MCC Ex0

AHA: Q4 2017

F14.282 **Cocaine dependence with cocaine-induced sleep disorder** CC HCC CC/MCC Ex0

AHA: Q4 2017

F14.288 **Cocaine dependence with other cocaine-induced disorder** CC HCC CC/MCC Ex0

AHA: Q4 2017

Cocaine use disorder, moderate, with cocaine-induced obsessive compulsive or related disorder

Cocaine use disorder, severe, with cocaine-induced obsessive compulsive or related disorder

F14.29 **Cocaine dependence with unspecified cocaine-induced disorder** HCC CC/MCC Ex6

AHA: Q4 2017

5th F14.9 **Cocaine use, unspecified**

See Official Guidelines, "Psychoactive Substance Use, Unspecified" I.C.5.b.3

EXCLUDES1 *cocaine abuse (F14.1-)*

cocaine dependence (F14.2-)

F14.90 **Cocaine use, unspecified, uncomplicated** CC/MCC Ex6

AHA: Q2 2018, Q4 2017

F14.91 **Cocaine use, unspecified, in remission** CC/MCC Ex6

AHA: Q4 2022

6th F14.92 **Cocaine use, unspecified with intoxication**

F14.920 **Cocaine use, unspecified with intoxication, uncomplicated** HCC CC/MCC Ex6

AHA: Q4 2017

F14.921 **Cocaine use, unspecified with intoxication delirium** CC HCC CC/MCC Ex6

AHA: Q4 2017

F14.922 **Cocaine use, unspecified with intoxication with perceptual disturbance** HCC CC/MCC Ex6

AHA: Q4 2017

F14.929 **Cocaine use, unspecified with intoxication, unspecified** HCC CC/MCC Ex6

AHA: Q4 2017

F14.93 **Cocaine use, unspecified with withdrawal** CC HCC CC/MCC Ex6

AHA: Q4 2020

F14.94 **Cocaine use, unspecified with cocaine-induced mood disorder** HCC CC/MCC Ex6

AHA: Q4 2017

Cocaine induced bipolar or related disorder, without use disorder

Cocaine induced depressive disorder, without use disorder

6th F14.95 **Cocaine use, unspecified with cocaine-induced psychotic disorder**

F14.950 **Cocaine use, unspecified with cocaine-induced psychotic disorder with delusions** CC HCC CC/MCC Ex6

AHA: Q4 2017

F14.951 **Cocaine use, unspecified with cocaine-induced psychotic disorder with hallucinations** CC HCC CC/MCC Ex6

AHA: Q4 2017

F14.959 **Cocaine use, unspecified with cocaine-induced psychotic disorder, unspecified** HCC CC/MCC Ex6

AHA: Q4 2017

Cocaine induced psychotic disorder, without use disorder

6th F14.98 **Cocaine use, unspecified with other specified cocaine-induced disorder**

F14.980 **Cocaine use, unspecified with cocaine-induced anxiety disorder** HCC CC/MCC Ex6

AHA: Q4 2017

Cocaine induced anxiety disorder, without use disorder

F14.981 **Cocaine use, unspecified with cocaine-induced sexual dysfunction** HCC CC/MCC Ex6

AHA: Q4 2017

Cocaine induced sexual dysfunction, without use disorder

F14.982 **Cocaine use, unspecified with cocaine-induced sleep disorder** HCC CC/MCC Ex6

AHA: Q4 2017

Cocaine induced sleep disorder, without use disorder

F14.988 **Cocaine use, unspecified with other cocaine-induced disorder** HCC CC/MCC Ex6

AHA: Q4 2017

Cocaine induced obsessive compulsive or related disorder

F14.99 **Cocaine use, unspecified with unspecified cocaine-induced disorder** HCC CC/MCC Ex6

AHA: Q4 2017

4th F15 **Other stimulant related disorders**

See Official Guidelines, "Drug use during pregnancy, childbirth and the puerperium" I.C.15.l.3

INCLUDES *amphetamine-related disorders*

caffeine

EXCLUDES1 *cocaine-related disorders (F14.-)*

5th F15.1 **Other stimulant abuse**

EXCLUDES1 *other stimulant dependence (F15.2-)*

other stimulant use, unspecified (F15.9-)

F15.10 **Other stimulant abuse, uncomplicated** HCC CC/MCC Ex0

AHA: Q4 2017

Amphetamine type substance use disorder, mild

Other or unspecified stimulant use disorder, mild

F15.11 **Other stimulant abuse, in remission** HCC CC/MCC Ex0

AHA: Q3 2021, Q4 2017

Amphetamine type substance use disorder, mild, in early remission

Amphetamine type substance use disorder, mild, in sustained remission

Other or unspecified stimulant use disorder, mild, in early remission

Other or unspecified stimulant use disorder, mild, in sustained remission

6th F15.12 **Other stimulant abuse with intoxication**

F15.120 **Other stimulant abuse with intoxication, uncomplicated** HCC CC/MCC Ex0

AHA: Q4 2017

F15.121 **Other stimulant abuse with intoxication delirium** CC HCC CC/MCC Ex0

AHA: Q4 2017

F15.122 **Other stimulant abuse with intoxication with perceptual disturbance** HCC CC/MCC Ex0

AHA: Q4 2017

Amphetamine or other stimulant use disorder, mild, with amphetamine or other stimulant intoxication, with perceptual disturbances

F15.129 **Other stimulant abuse with intoxication, unspecified** HCC CC/MCC Ex0

AHA: Q4 2017

Amphetamine or other stimulant use disorder, mild, with amphetamine or other stimulant intoxication, without perceptual disturbances

F15.13 **Other stimulant abuse with withdrawal** CC HCC CC/MCC Ex0

AHA: Q4 2020

F15.14 **Other stimulant abuse with stimulant-induced mood disorder** HCC CC/MCC Ex0

AHA: Q4 2017

Amphetamine or other stimulant use disorder, mild, with amphetamine or other stimulant induced bipolar or related disorder

Amphetamine or other stimulant use disorder, mild, with amphetamine or other stimulant induced depressive disorder

6th F15.15 Other stimulant abuse with stimulant-induced psychotic disorder

F15.150 Other stimulant abuse with stimulant-induced psychotic disorder with delusions CC HCC CC/MCC Ex6

AHA: Q4 2017

F15.151 Other stimulant abuse with stimulant-induced psychotic disorder with hallucinations CC HCC CC/MCC Ex6

AHA: Q4 2017

F15.159 Other stimulant abuse with stimulant-induced psychotic disorder, unspecified HCC CC/MCC Ex6

AHA: Q4 2017

6th F15.18 Other stimulant abuse with other stimulant-induced disorder

F15.180 Other stimulant abuse with stimulant-induced anxiety disorder HCC CC/MCC Ex6

AHA: Q4 2017

F15.181 Other stimulant abuse with stimulant-induced sexual dysfunction HCC CC/MCC Ex6

AHA: Q4 2017

F15.182 Other stimulant abuse with stimulant-induced sleep disorder HCC CC/MCC Ex6

AHA: Q4 2017

F15.188 Other stimulant abuse with other stimulant-induced disorder HCC CC/MCC Ex6

AHA: Q4 2017

Amphetamine or other stimulant use disorder, mild, with amphetamine or other stimulant induced obsessive-compulsive or related disorder

F15.19 Other stimulant abuse with unspecified stimulant-induced disorder HCC CC/MCC Ex6

AHA: Q4 2017

5th F15.2 Other stimulant dependence

EXCLUDES1 *other stimulant abuse (F15.1-)*

other stimulant use, unspecified (F15.9-)

F15.20 Other stimulant dependence, uncomplicated CC HCC CC/MCC Ex6

AHA: Q4 2017

Amphetamine type substance use disorder, moderate

Amphetamine type substance use disorder, severe

Other or unspecified stimulant use disorder, moderate

Other or unspecified stimulant use disorder, severe

F15.21 **Other stimulant dependence, in remission** HCC CC/MCC Ex0

AHA: Q4 2017

Amphetamine type substance use disorder, moderate, in early remission

Amphetamine type substance use disorder, moderate, in sustained remission

Amphetamine type substance use disorder, severe, in early remission

Amphetamine type substance use disorder, severe, in sustained remission

Other or unspecified stimulant use disorder, moderate, in early remission

Other or unspecified stimulant use disorder, moderate, in sustained remission

Other or unspecified stimulant use disorder, severe, in early remission

Other or unspecified stimulant use disorder, severe, in sustained remission

6th F15.22 **Other stimulant dependence with intoxication**

excludes1 *other stimulant dependence with withdrawal (F15.23)*

F15.220 **Other stimulant dependence with intoxication, uncomplicated** HCC CC/MCC Ex0

AHA: Q4 2017

F15.221 **Other stimulant dependence with intoxication delirium** CC HCC CC/MCC Ex0

AHA: Q4 2017

F15.222 **Other stimulant dependence with intoxication with perceptual disturbance** CC HCC CC/MCC Ex0

AHA: Q4 2017

Amphetamine or other stimulant use disorder, moderate, with amphetamine or other stimulant intoxication, with perceptual disturbances

Amphetamine or other stimulant use disorder, severe, with amphetamine or other stimulant intoxication, with perceptual disturbances

F15.229 **Other stimulant dependence with intoxication, unspecified** HCC CC/MCC Ex0

AHA: Q4 2017

Amphetamine or other stimulant use disorder, moderate, with amphetamine or other stimulant intoxication, without perceptual disturbances

Amphetamine or other stimulant use disorder, severe, with amphetamine or other stimulant intoxication, without perceptual disturbances

F15.23 **Other stimulant dependence with withdrawal** CC HCC CC/MCC Ex0

AHA: Q4 2017

Amphetamine or other stimulant withdrawal

excludes1 *other stimulant dependence with intoxication (F15.22-)*

F15.24 **Other stimulant dependence with stimulant-induced mood disorder** HCC CC/MCC Ex6

AHA: Q4 2017

Amphetamine or other stimulant use disorder, moderate, with amphetamine or other stimulant-induced bipolar or related disorder

Amphetamine or other stimulant use disorder, moderate, with amphetamine or other stimulant induced depressive disorder

Amphetamine or other stimulant use disorder, severe, with amphetamine or other stimulant-induced bipolar or related disorder

Amphetamine or other stimulant use disorder, severe, with amphetamine or other stimulant-induced depressive disorder

6th F15.25 **Other stimulant dependence with stimulant-induced psychotic disorder**

F15.250 **Other stimulant dependence with stimulant-induced psychotic disorder with delusions** CC HCC CC/MCC Ex6

AHA: Q4 2017

F15.251 **Other stimulant dependence with stimulant-induced psychotic disorder with hallucinations** CC HCC CC/MCC Ex6

AHA: Q4 2017

F15.259 **Other stimulant dependence with stimulant-induced psychotic disorder, unspecified** CC HCC CC/MCC Ex6

AHA: Q4 2017

6th F15.28 **Other stimulant dependence with other stimulant-induced disorder**

F15.280 **Other stimulant dependence with stimulant-induced anxiety disorder** CC HCC CC/MCC Ex6

AHA: Q4 2017

F15.281 **Other stimulant dependence with stimulant-induced sexual dysfunction** CC HCC CC/MCC Ex6

AHA: Q4 2017

F15.282 **Other stimulant dependence with stimulant-induced sleep disorder** CC HCC CC/MCC Ex6

AHA: Q4 2017

F15.288 **Other stimulant dependence with other stimulant-induced disorder** CC HCC CC/MCC Ex6

AHA: Q4 2017

Amphetamine or other stimulant use disorder, moderate, with amphetamine or other stimulant induced obsessive compulsive or related disorder

Amphetamine or other stimulant use disorder, severe, with amphetamine or other stimulant induced obsessive compulsive or related disorder

F15.29 **Other stimulant dependence with unspecified stimulant-induced disorder** HCC CC/MCC Ex6

AHA: Q4 2017

5th F15.9 **Other stimulant use, unspecified**

See Official Guidelines, "Psychoactive Substance Use, Unspecified" I.C.5.b.3

EXCLUDES1 *other stimulant abuse (F15.1-)*

other stimulant dependence (F15.2-)

F15.90 **Other stimulant use, unspecified, uncomplicated** CC/MCC Ex0

AHA: Q4 2022, Q4 2017

F15.91 **Other stimulant use, unspecified, in remission** CC/MCC Ex0

AHA: Q4 2022

6th F15.92 **Other stimulant use, unspecified with intoxication**

EXCLUDES1 *other stimulant use, unspecified with withdrawal (F15.93)*

F15.920 **Other stimulant use, unspecified with intoxication, uncomplicated** HCC CC/MCC Ex0

AHA: Q4 2017

F15.921 **Other stimulant use, unspecified with intoxication delirium** CC HCC CC/MCC Ex0

AHA: Q4 2017

Amphetamine or other stimulant-induced delirium

F15.922 **Other stimulant use, unspecified with intoxication with perceptual disturbance** HCC CC/MCC Ex0

AHA: Q4 2017

F15.929 **Other stimulant use, unspecified with intoxication, unspecified** HCC CC/MCC Ex0

AHA: Q4 2017

Caffeine intoxication

F15.93 **Other stimulant use, unspecified with withdrawal** CC HCC CC/MCC Ex0

AHA: Q4 2017

Caffeine withdrawal

EXCLUDES1 *other stimulant use, unspecified with intoxication (F15.92-)*

F15.94 **Other stimulant use, unspecified with stimulant-induced mood disorder** HCC CC/MCC Ex0

AHA: Q4 2017

Amphetamine or other stimulant-induced bipolar or related disorder, without use disorder

Amphetamine or other stimulant-induced depressive disorder, without use disorder

6th F15.95 Other stimulant use, unspecified with stimulant-induced psychotic disorder

F15.950 Other stimulant use, unspecified with stimulant-induced psychotic disorder with delusions CC HCC CC/MCC Ex6

AHA: Q4 2017

F15.951 Other stimulant use, unspecified with stimulant-induced psychotic disorder with hallucinations CC HCC CC/MCC Ex6

AHA: Q4 2017

F15.959 Other stimulant use, unspecified with stimulant-induced psychotic disorder, unspecified HCC CC/MCC Ex6

AHA: Q4 2017

Amphetamine or other stimulant-induced psychotic disorder, without use disorder

6th F15.98 Other stimulant use, unspecified with other stimulant-induced disorder

F15.980 Other stimulant use, unspecified with stimulant-induced anxiety disorder HCC CC/MCC Ex6

AHA: Q4 2017

Amphetamine or other stimulant-induced anxiety disorder, without use disorder

Caffeine induced anxiety disorder, without use disorder

F15.981 Other stimulant use, unspecified with stimulant-induced sexual dysfunction HCC CC/MCC Ex6

AHA: Q4 2017

Amphetamine or other stimulant-induced sexual dysfunction, without use disorder

F15.982 Other stimulant use, unspecified with stimulant-induced sleep disorder HCC CC/MCC Ex6

AHA: Q4 2017

Amphetamine or other stimulant-induced sleep disorder, without use disorder

Caffeine induced sleep disorder, without use disorder

F15.988 Other stimulant use, unspecified with other stimulant-induced disorder HCC CC/MCC Ex6

AHA: Q4 2017

Amphetamine or other stimulant-induced obsessive compulsive or related disorder, without use disorder

F15.99 Other stimulant use, unspecified with unspecified stimulant-induced disorder HCC CC/MCC Ex6

AHA: Q4 2017

4th F16 Hallucinogen related disorders

See Official Guidelines, "Drug use during pregnancy, childbirth and the puerperium" I.C.15.l.3

INCLUDES *ecstasy*
PCP
phencyclidine

5th F16.1 Hallucinogen abuse

EXCLUDES1 *hallucinogen dependence (F16.2-)*
hallucinogen use, unspecified (F16.9-)

F16.10 Hallucinogen abuse, uncomplicated HCC CC/MCC Ex0

AHA: Q4 2018, Q4 2017

Other hallucinogen use disorder, mild
Phencyclidine use disorder, mild

F16.11 Hallucinogen abuse, in remission HCC CC/MCC Ex0

AHA: Q4 2017

Other hallucinogen use disorder, mild, in early remission
Other hallucinogen use disorder, mild, in sustained remission
Phencyclidine use disorder, mild, in early remission
Phencyclidine use disorder, mild, in sustained remission

6th F16.12 Hallucinogen abuse with intoxication

F16.120 Hallucinogen abuse with intoxication, uncomplicated HCC CC/MCC Ex0

AHA: Q4 2017

F16.121 Hallucinogen abuse with intoxication with delirium CC HCC CC/MCC Ex0

AHA: Q4 2017

F16.122 Hallucinogen abuse with intoxication with perceptual disturbance HCC CC/MCC Ex0

AHA: Q4 2017

F16.129 Hallucinogen abuse with intoxication, unspecified HCC CC/MCC Ex0

AHA: Q4 2017

F16.14 **Hallucinogen abuse with hallucinogen-induced mood disorder** HCC CC/MCC Ex0

AHA: Q4 2017

Other hallucinogen use disorder, mild, with other hallucinogen induced bipolar or related disorder

Other hallucinogen use disorder, mild, with other hallucinogen induced depressive disorder

Phencyclidine use disorder, mild, with phencyclidine induced bipolar or related disorder

Phencyclidine use disorder, mild, with phencyclidine induced depressive disorder

6th F16.15 **Hallucinogen abuse with hallucinogen-induced psychotic disorder**

F16.150 **Hallucinogen abuse with hallucinogen-induced psychotic disorder with delusions** CC HCC CC/MCC Ex0

AHA: Q4 2017

F16.151 **Hallucinogen abuse with hallucinogen-induced psychotic disorder with hallucinations** CC HCC CC/MCC Ex0

AHA: Q4 2017

F16.159 **Hallucinogen abuse with hallucinogen-induced psychotic disorder, unspecified** HCC CC/MCC Ex0

AHA: Q4 2017

6th F16.18 **Hallucinogen abuse with other hallucinogen-induced disorder**

F16.180 **Hallucinogen abuse with hallucinogen-induced anxiety disorder** HCC CC/MCC Ex0

AHA: Q4 2017

F16.183 **Hallucinogen abuse with hallucinogen persisting perception disorder (flashbacks)** HCC CC/MCC Ex0

AHA: Q4 2017

F16.188 **Hallucinogen abuse with other hallucinogen-induced disorder** HCC CC/MCC Ex0

AHA: Q4 2017

F16.19 **Hallucinogen abuse with unspecified hallucinogen-induced disorder** HCC CC/MCC Ex0

AHA: Q4 2017

5th F16.2 **Hallucinogen dependence**

EXCLUDES *hallucinogen abuse (F16.1-)*

hallucinogen use, unspecified (F16.9-)

F16.20 **Hallucinogen dependence, uncomplicated** CC HCC CC/MCC Ex0

AHA: Q4 2017

Other hallucinogen use disorder, moderate

Other hallucinogen use disorder, severe

Phencyclidine use disorder, moderate

Phencyclidine use disorder, severe

F16.21 **Hallucinogen dependence, in remission** HCC CC/MCC Ex6

AHA: Q4 2017

Other hallucinogen use disorder, moderate, in early remission
Other hallucinogen use disorder, moderate, in sustained remission
Other hallucinogen use disorder, severe, in early remission
Other hallucinogen use disorder, severe, in sustained remission
Phencyclidine use disorder, moderate, in early remission
Phencyclidine use disorder, moderate, in sustained remission
Phencyclidine use disorder, severe, in early remission
Phencyclidine use disorder, severe, in sustained remission

6th F16.22 **Hallucinogen dependence with intoxication**

F16.220 **Hallucinogen dependence with intoxication, uncomplicated** HCC CC/MCC Ex6

AHA: Q4 2017

F16.221 **Hallucinogen dependence with intoxication with delirium** CC HCC CC/MCC Ex6

AHA: Q4 2017

F16.229 **Hallucinogen dependence with intoxication, unspecified** HCC CC/MCC Ex6

AHA: Q4 2017

F16.24 **Hallucinogen dependence with hallucinogen-induced mood disorder** HCC CC/MCC Ex6

AHA: Q4 2017

Other hallucinogen use disorder, moderate, with other hallucinogen induced bipolar or related disorder
Other hallucinogen use disorder, moderate, with other hallucinogen induced depressive disorder
Other hallucinogen use disorder, severe, with other hallucinogen-induced bipolar or related disorder
Other hallucinogen use disorder, severe, with other hallucinogen-induced depressive disorder
Phencyclidine use disorder, moderate, with phencyclidine induced bipolar or related disorder
Phencyclidine use disorder, moderate, with phencyclidine induced depressive disorder
Phencyclidine use disorder, severe, with phencyclidine induced bipolar or related disorder
Phencyclidine use disorder, severe, with phencyclidine-induced depressive disorder

F16.25 Hallucinogen dependence with hallucinogen-induced psychotic disorder

F16.250 Hallucinogen dependence with hallucinogen-induced psychotic disorder with delusions CC HCC CC/MCC Exc

AHA: Q4 2017

F16.251 Hallucinogen dependence with hallucinogen-induced psychotic disorder with hallucinations CC HCC CC/MCC Exc

AHA: Q4 2017

F16.259 Hallucinogen dependence with hallucinogen-induced psychotic disorder, unspecified CC HCC CC/MCC Exc

AHA: Q4 2017

F16.28 Hallucinogen dependence with other hallucinogen-induced disorder

F16.280 Hallucinogen dependence with hallucinogen-induced anxiety disorder CC HCC CC/MCC Exc

AHA: Q4 2017

F16.283 Hallucinogen dependence with hallucinogen persisting perception disorder (flashbacks) CC HCC CC/MCC Exc

AHA: Q4 2017

F16.288 Hallucinogen dependence with other hallucinogen-induced disorder CC HCC CC/MCC Exc

AHA: Q4 2017

F16.29 Hallucinogen dependence with unspecified hallucinogen-induced disorder HCC CC/MCC Exc

AHA: Q4 2017

F16.9 Hallucinogen use, unspecified

See Official Guidelines, "Psychoactive Substance Use, Unspecified" I.C.5.b.3

EXCLUDES1 *hallucinogen abuse (F16.1-)*

hallucinogen dependence (F16.2-)

F16.90 Hallucinogen use, unspecified, uncomplicated CC/MCC Exc

AHA: Q4 2017

F16.91 Hallucinogen use, unspecified, in remission CC/MCC Exc

AHA: Q4 2022

F16.92 Hallucinogen use, unspecified with intoxication

F16.920 Hallucinogen use, unspecified with intoxication, uncomplicated HCC CC/MCC Exc

AHA: Q4 2017

F16.921 Hallucinogen use, unspecified with intoxication with delirium CC HCC CC/MCC Exc

AHA: Q4 2017

Other hallucinogen intoxication delirium

F16.929 **Hallucinogen use, unspecified with intoxication, unspecified** HCC CC/MCC Ex6

AHA: Q4 2017

F16.94 **Hallucinogen use, unspecified with hallucinogen-induced mood disorder** HCC CC/MCC Ex6

AHA: Q4 2017

Other hallucinogen induced bipolar or related disorder, without use disorder

Other hallucinogen induced depressive disorder, without use disorder

Phencyclidine induced bipolar or related disorder, without use disorder

Phencyclidine induced depressive disorder, without use disorder

8th F16.95 **Hallucinogen use, unspecified with hallucinogen-induced psychotic disorder**

F16.950 **Hallucinogen use, unspecified with hallucinogen-induced psychotic disorder with delusions** CC HCC CC/MCC Ex6

AHA: Q4 2017

F16.951 **Hallucinogen use, unspecified with hallucinogen-induced psychotic disorder with hallucinations** CC HCC CC/MCC Ex6

AHA: Q4 2017

F16.959 **Hallucinogen use, unspecified with hallucinogen-induced psychotic disorder, unspecified** HCC CC/MCC Ex6

AHA: Q4 2017

Other hallucinogen induced psychotic disorder, without use disorder

Phencyclidine induced psychotic disorder, without use disorder

8th F16.98 **Hallucinogen use, unspecified with other specified hallucinogen-induced disorder**

F16.980 **Hallucinogen use, unspecified with hallucinogen-induced anxiety disorder** HCC CC/MCC Ex6

AHA: Q4 2017

Other hallucinogen-induced anxiety disorder, without use disorder

Phencyclidine induced anxiety disorder, without use disorder

F16.983 **Hallucinogen use, unspecified with hallucinogen persisting perception disorder (flashbacks)** HCC CC/MCC Ex6

AHA: Q4 2017

F16.988 **Hallucinogen use, unspecified with other hallucinogen-induced disorder** HCC CC/MCC Ex6

AHA: Q4 2017

F16.99 **Hallucinogen use, unspecified with unspecified hallucinogen-induced disorder** HCC CC/MCC Ex6

AHA: Q4 2017

4th F17 Nicotine dependence

See Official Guidelines, "Tobacco use during pregnancy, childbirth and the puerperium" I.C.15.l.2

EXCLUDES *history of tobacco dependence (Z87.891)*

tobacco use NOS (Z72.0)

EXCLUDES *tobacco use (smoking) during pregnancy, childbirth and the puerperium (O99.33-)*

toxic effect of nicotine (T65.2-)

5th F17.2 Nicotine dependence

6th F17.20 Nicotine dependence, unspecified

F17.200 Nicotine dependence, unspecified, uncomplicated PDxIn

AHA: Q4 2017, Q1 2016

Tobacco use disorder, mild

Tobacco use disorder, moderate

Tobacco use disorder, severe

F17.201 Nicotine dependence, unspecified, in remission PDxIn

AHA: Q4 2017

Tobacco use disorder, mild, in early remission

Tobacco use disorder, mild, in sustained remission

Tobacco use disorder, moderate, in early remission

Tobacco use disorder, moderate, in sustained remission

Tobacco use disorder, severe, in early remission

Tobacco use disorder, severe, in sustained remission

F17.203 Nicotine dependence unspecified, with withdrawal CC CC/MCC Ex6

AHA: Q4 2017

Tobacco withdrawal

F17.208 Nicotine dependence, unspecified, with other nicotine-induced disorders CC/MCC Ex6

AHA: Q4 2017

F17.209 Nicotine dependence, unspecified, with unspecified nicotine-induced disorders CC/MCC Ex6

AHA: Q4 2017

F17.21 Nicotine dependence, cigarettes

F17.210 Nicotine dependence, cigarettes, uncomplicated PDxIn

AHA: Q2 2017, Q4 2017

F17.211 Nicotine dependence, cigarettes, in remission PDxIn

AHA: Q4 2017

Tobacco use disorder, cigarettes, mild, in early remission
Tobacco use disorder, cigarettes, mild, in sustained remission
Tobacco use disorder, cigarettes, moderate, in early remission
Tobacco use disorder, cigarettes, moderate, in sustained remission
Tobacco use disorder, cigarettes, severe, in early remission
Tobacco use disorder, cigarettes, severe, in sustained remission

F17.213 Nicotine dependence, cigarettes, with withdrawal CC CC/MCC Ex0

AHA: Q4 2017

F17.218 Nicotine dependence, cigarettes, with other nicotine-induced disorders CC/MCC Ex0

AHA: Q4 2017

F17.219 Nicotine dependence, cigarettes, with unspecified nicotine-induced disorders CC/MCC Ex0

AHA: Q4 2017

F17.22 Nicotine dependence, chewing tobacco

F17.220 Nicotine dependence, chewing tobacco, uncomplicated PDxIn

AHA: Q4 2017

F17.221 Nicotine dependence, chewing tobacco, in remission PDxIn

AHA: Q4 2017

Tobacco use disorder, chewing tobacco, mild, in early remission
Tobacco use disorder, chewing tobacco, mild, in sustained remission
Tobacco use disorder, chewing tobacco, moderate, in early remission
Tobacco use disorder, chewing tobacco, moderate, in sustained remission
Tobacco use disorder, chewing tobacco, severe, in early remission
Tobacco use disorder, chewing tobacco, severe, in sustained remission

F17.223 **Nicotine dependence, chewing tobacco, with withdrawal** CC CC/MCC Ex6

AHA: Q4 2017

F17.228 **Nicotine dependence, chewing tobacco, with other nicotine-induced disorders** CC/MCC Ex6

AHA: Q4 2017

F17.229 **Nicotine dependence, chewing tobacco, with unspecified nicotine-induced disorders** CC/MCC Ex6

AHA: Q4 2017

6th F17.29 **Nicotine dependence, other tobacco product**

F17.290 **Nicotine dependence, other tobacco product, uncomplicated** PDxIn

AHA: Q2 2017, Q4 2017

F17.291 **Nicotine dependence, other tobacco product, in remission** PDxIn

AHA: Q4 2017

Tobacco use disorder, other tobacco product, mild, in early remission
Tobacco use disorder, other tobacco product, mild, in sustained remission
Tobacco use disorder, other tobacco product, moderate, in early remission
Tobacco use disorder, other tobacco product, moderate, in sustained remission
Tobacco use disorder, other tobacco product, severe, in early remission
Tobacco use disorder, other tobacco product, severe, in sustained remission

F17.293 **Nicotine dependence, other tobacco product, with withdrawal** CC CC/MCC Ex6

AHA: Q4 2017

F17.298 **Nicotine dependence, other tobacco product, with other nicotine-induced disorders** CC/MCC Ex6

AHA: Q4 2017

F17.299 **Nicotine dependence, other tobacco product, with unspecified nicotine-induced disorders** CC/MCC Ex6

AHA: Q4 2017

4th F18 **Inhalant related disorders**

See Official Guidelines, "Drug use during pregnancy, childbirth and the puerperium" I.C.15.l.3

INCLUDES *volatile solvents*

5th F18.1 Inhalant abuse

EXCLUDES1 *inhalant dependence (F18.2-)*

inhalant use, unspecified (F18.9-)

F18.10 Inhalant abuse, uncomplicated HCC CC/MCC Ex6

AHA: Q4 2017

Inhalant use disorder, mild

F18.11 Inhalant abuse, in remission HCC CC/MCC Ex6

AHA: Q4 2017

Inhalant use disorder, mild, in early remission

Inhalant use disorder, mild, in sustained remission

6th F18.12 Inhalant abuse with intoxication

F18.120 Inhalant abuse with intoxication, uncomplicated HCC CC/MCC Ex6

AHA: Q4 2017

F18.121 Inhalant abuse with intoxication delirium CC HCC CC/MCC Ex6

AHA: Q4 2017

F18.129 Inhalant abuse with intoxication, unspecified HCC CC/MCC Ex6

AHA: Q4 2017

F18.14 Inhalant abuse with inhalant-induced mood disorder HCC CC/MCC Ex6

AHA: Q4 2017

Inhalant use disorder, mild, with inhalant induced depressive disorder

6th F18.15 Inhalant abuse with inhalant-induced psychotic disorder

F18.150 Inhalant abuse with inhalant-induced psychotic disorder with delusions CC HCC CC/MCC Ex6

AHA: Q4 2017

F18.151 Inhalant abuse with inhalant-induced psychotic disorder with hallucinations CC HCC CC/MCC Ex6

AHA: Q4 2017

F18.159 Inhalant abuse with inhalant-induced psychotic disorder, unspecified HCC CC/MCC Ex6

AHA: Q4 2017

F18.17 **Inhalant abuse with inhalant-induced dementia** CC HCC CC/MCC Ex0

AHA: Q4 2017

Inhalant use disorder, mild, with inhalant induced major neurocognitive disorder

6th F18.18 **Inhalant abuse with other inhalant-induced disorders**

F18.180 **Inhalant abuse with inhalant-induced anxiety disorder** HCC CC/MCC Ex0

AHA: Q4 2017

F18.188 **Inhalant abuse with other inhalant-induced disorder** HCC CC/MCC Ex0

AHA: Q4 2017

Inhalant use disorder, mild, with inhalant induced mild neurocognitive disorder

F18.19 **Inhalant abuse with unspecified inhalant-induced disorder** HCC CC/MCC Ex0

AHA: Q4 2017

5th F18.2 **Inhalant dependence**

EXCLUDES1 *inhalant abuse (F18.1-)*

inhalant use, unspecified (F18.9-)

F18.20 **Inhalant dependence, uncomplicated** CC HCC CC/MCC Ex0

AHA: Q4 2017

Inhalant use disorder, moderate

Inhalant use disorder, severe

F18.21 **Inhalant dependence, in remission** HCC CC/MCC Ex0

AHA: Q4 2017

Inhalant use disorder, moderate, in early remission

Inhalant use disorder, moderate, in sustained remission

Inhalant use disorder, severe, in early remission

Inhalant use disorder, severe, in sustained remission

6th F18.22 **Inhalant dependence with intoxication**

F18.220 **Inhalant dependence with intoxication, uncomplicated** HCC CC/MCC Ex0

AHA: Q4 2017

F18.221 **Inhalant dependence with intoxication delirium** CC HCC CC/MCC Ex0

AHA: Q4 2017

F18.229 **Inhalant dependence with intoxication, unspecified** HCC CC/MCC Ex0

AHA: Q4 2017

F18.24 **Inhalant dependence with inhalant-induced mood disorder** HCC CC/MCC Ex0

AHA: Q4 2017

Inhalant use disorder, moderate, with inhalant induced depressive disorder

Inhalant use disorder, severe, with inhalant induced depressive disorder

6th F18.25 **Inhalant dependence with inhalant-induced psychotic disorder**

F18.250 **Inhalant dependence with inhalant-induced psychotic disorder with delusions** CC HCC CC/MCC Ex0

AHA: Q4 2017

F18.251 **Inhalant dependence with inhalant-induced psychotic disorder with hallucinations** CC HCC CC/MCC Ex0

AHA: Q4 2017

F18.259 **Inhalant dependence with inhalant-induced psychotic disorder, unspecified** CC HCC CC/MCC Ex0

AHA: Q4 2017

F18.27 **Inhalant dependence with inhalant-induced dementia** CC HCC CC/MCC Ex0

AHA: Q4 2017

Inhalant use disorder, moderate, with inhalant induced major neurocognitive disorder

Inhalant use disorder, severe, with inhalant induced major neurocognitive disorder

6th F18.28 **Inhalant dependence with other inhalant-induced disorders**

F18.280 **Inhalant dependence with inhalant-induced anxiety disorder** CC HCC CC/MCC Ex0

AHA: Q4 2017

F18.288 **Inhalant dependence with other inhalant-induced disorder** CC HCC CC/MCC Ex0

AHA: Q4 2017

Inhalant use disorder, moderate, with inhalant-induced mild neurocognitive disorder

Inhalant use disorder, severe, with inhalant-induced mild neurocognitive disorder

F18.29 **Inhalant dependence with unspecified inhalant-induced disorder** HCC CC/MCC Ex0

AHA: Q4 2017

F18.9 **Inhalant use, unspecified**

See Official Guidelines, "Psychoactive Substance Use, Unspecified" I.C.5.b.3

EXCLUDES1 *inhalant abuse (F18.1-)*

inhalant dependence (F18.2-)

F18.90 **Inhalant use, unspecified, uncomplicated** CC/MCC Ex0

AHA: Q4 2017

F18.91 **Inhalant use, unspecified, in remission** CC/MCC Ex0

AHA: Q4 2022

F18.92 **Inhalant use, unspecified with intoxication**

F18.920 **Inhalant use, unspecified with intoxication, uncomplicated** HCC CC/MCC Ex0

AHA: Q4 2017

F18.921 **Inhalant use, unspecified with intoxication with delirium** CC HCC CC/MCC Ex0

AHA: Q4 2017

F18.929 **Inhalant use, unspecified with intoxication, unspecified** HCC CC/MCC Ex0

AHA: Q4 2017

F18.94 **Inhalant use, unspecified with inhalant-induced mood disorder** HCC CC/MCC Ex0

AHA: Q4 2017

Inhalant induced depressive disorder

F18.95 **Inhalant use, unspecified with inhalant-induced psychotic disorder**

F18.950 **Inhalant use, unspecified with inhalant-induced psychotic disorder with delusions** CC HCC CC/MCC Ex0

AHA: Q4 2017

F18.951 **Inhalant use, unspecified with inhalant-induced psychotic disorder with hallucinations** CC HCC CC/MCC Ex0

AHA: Q4 2017

F18.959 **Inhalant use, unspecified with inhalant-induced psychotic disorder, unspecified** HCC CC/MCC Ex0

AHA: Q4 2017

F18.97 **Inhalant use, unspecified with inhalant-induced persisting dementia** CC HCC CC/MCC Ex0

AHA: Q4 2017

Inhalant-induced major neurocognitive disorder

6th F18.98 Inhalant use, unspecified with other inhalant-induced disorders

F18.980 Inhalant use, unspecified with inhalant-induced anxiety disorder HCC CC/MCC Ex0

AHA: Q4 2017

F18.988 Inhalant use, unspecified with other inhalant-induced disorder HCC CC/MCC Ex0

AHA: Q4 2017

Inhalant-induced mild neurocognitive disorder

F18.99 Inhalant use, unspecified with unspecified inhalant-induced disorder HCC CC/MCC Ex0

AHA: Q4 2017

4th F19 Other psychoactive substance related disorders

See Official Guidelines, "Drug use during pregnancy, childbirth and the puerperium" I.C.15.l.3

INCLUDES *polysubstance drug use (indiscriminate drug use)*

5th F19.1 Other psychoactive substance abuse

EXCLUDES1 *other psychoactive substance dependence (F19.2-)*

other psychoactive substance use, unspecified (F19.9-)

F19.10 Other psychoactive substance abuse, uncomplicated HCC CC/MCC Ex0

AHA: Q4 2017

Other (or unknown) substance use disorder, mild

F19.11 Other psychoactive substance abuse, in remission HCC CC/MCC Ex0

AHA: Q4 2017

Other (or unknown) substance use disorder, mild, in early remission

Other (or unknown) substance use disorder, mild, in sustained remission

6th F19.12 Other psychoactive substance abuse with intoxication

F19.120 Other psychoactive substance abuse with intoxication, uncomplicated HCC CC/MCC Ex0

AHA: Q4 2017

F19.121 Other psychoactive substance abuse with intoxication delirium CC HCC CC/MCC Ex0

AHA: Q4 2017

F19.122 Other psychoactive substance abuse with intoxication with perceptual disturbances HCC CC/MCC Ex0

AHA: Q4 2017

F19.129 **Other psychoactive substance abuse with intoxication, unspecified** HCC CC/MCC Ex6

AHA: Q4 2017

6th F19.13 **Other psychoactive substance abuse with withdrawal**

F19.130 **Other psychoactive substance abuse with withdrawal, uncomplicated** CC HCC CC/MCC Ex6

F19.131 **Other psychoactive substance abuse with withdrawal delirium** CC HCC CC/MCC Ex6

F19.132 **Other psychoactive substance abuse with withdrawal with perceptual disturbance** CC HCC CC/MCC Ex6

F19.139 **Other psychoactive substance abuse with withdrawal, unspecified** CC HCC CC/MCC Ex6

AHA: Q3 2023

F19.14 **Other psychoactive substance abuse with psychoactive substance-induced mood disorder** HCC CC/MCC Ex6

AHA: Q4 2017

Other (or unknown) substance use disorder, mild, with other (or unknown) substance-induced bipolar or related disorder

Other (or unknown) substance use disorder, mild, with other (or unknown) substance-induced depressive disorder

6th F19.15 **Other psychoactive substance abuse with psychoactive substance-induced psychotic disorder**

F19.150 **Other psychoactive substance abuse with psychoactive substance-induced psychotic disorder with delusions** CC HCC CC/MCC Ex6

AHA: Q4 2017

F19.151 **Other psychoactive substance abuse with psychoactive substance-induced psychotic disorder with hallucinations** CC HCC CC/MCC Ex6

AHA: Q4 2017

F19.159 **Other psychoactive substance abuse with psychoactive substance-induced psychotic disorder, unspecified** HCC CC/MCC Ex6

AHA: Q4 2017

F19.16 **Other psychoactive substance abuse with psychoactive substance-induced persisting amnestic disorder** HCC CC/MCC Ex6

AHA: Q4 2017

F19.17 **Other psychoactive substance abuse with psychoactive substance-induced persisting dementia** CC HCC CC/MCC Ex6

AHA: Q4 2017

Other (or unknown) substance use disorder, mild, with other (or unknown) substance-induced major neurocognitive disorder

6th F19.18 **Other psychoactive substance abuse with other psychoactive substance-induced disorders**

F19.180 **Other psychoactive substance abuse with psychoactive substance-induced anxiety disorder** HCC CC/MCC Ex6

AHA: Q4 2017

F19.181 **Other psychoactive substance abuse with psychoactive substance-induced sexual dysfunction** HCC CC/MCC Ex6

AHA: Q4 2017

F19.182 **Other psychoactive substance abuse with psychoactive substance-induced sleep disorder** HCC CC/MCC Ex6

AHA: Q4 2017

F19.188 **Other psychoactive substance abuse with other psychoactive substance-induced disorder** HCC CC/MCC Ex6

AHA: Q4 2017

Other (or unknown) substance use disorder, mild, with other (or unknown) substance induced mild neurocognitive disorder

Other (or unknown) substance use disorder, mild, with other (or unknown) substance induced obsessive-compulsive or related disorder

F19.19 **Other psychoactive substance abuse with unspecified psychoactive substance-induced disorder** HCC CC/MCC Ex6

AHA: Q4 2017

5th F19.2 **Other psychoactive substance dependence**

EXCLUDES1 *other psychoactive substance abuse (F19.1-)*

other psychoactive substance use, unspecified (F19.9-)

F19.20 **Other psychoactive substance dependence, uncomplicated** CC HCC CC/MCC Ex6

AHA: Q4 2017

Other (or unknown) substance use disorder, moderate

Other (or unknown) substance use disorder, severe

F19.21 **Other psychoactive substance dependence, in remission** HCC CC/MCC Ex6

AHA: Q4 2017

Other (or unknown) substance use disorder, moderate, in early remission

Other (or unknown) substance use disorder, moderate, in sustained remission

Other (or unknown) substance use disorder, severe, in early remission

Other (or unknown) substance use disorder, severe, in sustained remission

6th F19.22 **Other psychoactive substance dependence with intoxication**

EXCLUDES1 *other psychoactive substance dependence with withdrawal (F19.23-)*

F19.220 **Other psychoactive substance dependence with intoxication, uncomplicated** HCC CC/MCC Ex6

AHA: Q4 2017

F19.221 **Other psychoactive substance dependence with intoxication delirium** CC HCC CC/MCC Ex6

AHA: Q4 2017

F19.222 **Other psychoactive substance dependence with intoxication with perceptual disturbance** CC HCC CC/MCC Ex6

AHA: Q4 2017

F19.229 **Other psychoactive substance dependence with intoxication, unspecified** HCC CC/MCC Ex6

AHA: Q4 2017

F19.23 **Other psychoactive substance dependence with withdrawal**

EXCLUDES1 *other psychoactive substance dependence with intoxication (F19.22-)*

F19.230 **Other psychoactive substance dependence with withdrawal, uncomplicated** CC HCC CC/MCC Ex6

AHA: Q4 2017

F19.231 **Other psychoactive substance dependence with withdrawal delirium** CC HCC CC/MCC Ex6

AHA: Q4 2017

F19.232 **Other psychoactive substance dependence with withdrawal with perceptual disturbance** CC HCC CC/MCC Ex6

AHA: Q4 2017

F19.239 **Other psychoactive substance dependence with withdrawal, unspecified** CC HCC CC/MCC Ex6

AHA: Q4 2017

F19.24 **Other psychoactive substance dependence with psychoactive substance-induced mood disorder** HCC CC/MCC Ex6

AHA: Q4 2017

Other (or unknown) substance use disorder, moderate, with other (or unknown) substance induced bipolar or related disorder

Other (or unknown) substance use disorder, moderate, with other (or unknown) substance induced depressive disorder

Other (or unknown) substance use disorder, severe, with other (or unknown) substance induced bipolar or related disorder

Other (or unknown) substance use disorder, severe, with other (or unknown) substance induced depressive disorder

F19.25 **Other psychoactive substance dependence with psychoactive substance-induced psychotic disorder**

F19.250 **Other psychoactive substance dependence with psychoactive substance-induced psychotic disorder with delusions** CC HCC CC/MCC Ex6

AHA: Q4 2017

F19.251 **Other psychoactive substance dependence with psychoactive substance-induced psychotic disorder with hallucinations** CC HCC CC/MCC Ex6

AHA: Q4 2017

F19.259 **Other psychoactive substance dependence with psychoactive substance-induced psychotic disorder, unspecified** CC HCC CC/MCC Ex6

AHA: Q4 2017

F19.26 **Other psychoactive substance dependence with psychoactive substance-induced persisting amnestic disorder** CC HCC CC/MCC Ex6

AHA: Q4 2017

F19.27 **Other psychoactive substance dependence with psychoactive substance-induced persisting dementia** CC HCC CC/MCC Ex6

AHA: Q4 2017

Other (or unknown) substance use disorder, moderate, with other (or unknown) substance induced major neurocognitive disorder

Other (or unknown) substance use disorder, severe, with other (or unknown) substance induced major neurocognitive disorder

6th F19.28 **Other psychoactive substance dependence with other psychoactive substance-induced disorders**

F19.280 **Other psychoactive substance dependence with psychoactive substance-induced anxiety disorder** CC HCC CC/MCC Ex6

AHA: Q4 2017

F19.281 **Other psychoactive substance dependence with psychoactive substance-induced sexual dysfunction** CC HCC CC/MCC Ex6

AHA: Q4 2017

F19.282 **Other psychoactive substance dependence with psychoactive substance-induced sleep disorder** CC HCC CC/MCC Ex6

AHA: Q4 2017

F19.288 **Other psychoactive substance dependence with other psychoactive substance-induced disorder** CC HCC CC/MCC Ex6

AHA: Q4 2017

Other (or unknown) substance use disorder, moderate, with other (or unknown) substance induced mild neurocognitive disorder

Other (or unknown) substance use disorder, severe, with other (or unknown) substance induced mild neurocognitive disorder

Other (or unknown) substance use disorder, moderate, with other (or unknown) substance induced obsessive compulsive or related disorder

Other (or unknown) substance use disorder, severe, with other (or unknown) substance induced obsessive-compulsive or related disorder

F19.29 **Other psychoactive substance dependence with unspecified psychoactive substance-induced disorder** HCC CC/MCC Ex6

AHA: Q4 2017

5th F19.9 **Other psychoactive substance use, unspecified**

See Official Guidelines, "Psychoactive Substance Use, Unspecified" I.C.5.b.3

EXCLUDES1 *other psychoactive substance abuse (F19.1-)*

other psychoactive substance dependence (F19.2-)

F19.90 **Other psychoactive substance use, unspecified, uncomplicated** CC/MCC Ex6

AHA: Q4 2017

F19.91 **Other psychoactive substance use, unspecified, in remission** CC/MCC Ex6

AHA: Q4 2022

F19.92 **Other psychoactive substance use, unspecified with intoxication**

EXCLUDES1 *other psychoactive substance use, unspecified with withdrawal (F19.93)*

F19.920 **Other psychoactive substance use, unspecified with intoxication, uncomplicated** HCC CC/MCC Exc

AHA: Q4 2017

F19.921 **Other psychoactive substance use, unspecified with intoxication with delirium** CC HCC CC/MCC Exc

AHA: Q4 2017

Other (or unknown) substance-induced delirium

F19.922 **Other psychoactive substance use, unspecified with intoxication with perceptual disturbance** HCC CC/MCC Exc

AHA: Q4 2017

F19.929 **Other psychoactive substance use, unspecified with intoxication, unspecified** HCC CC/MCC Exc

AHA: Q4 2017

F19.93 **Other psychoactive substance use, unspecified with withdrawal**

EXCLUDES1 *other psychoactive substance use, unspecified with intoxication (F19.92-)*

F19.930 **Other psychoactive substance use, unspecified with withdrawal, uncomplicated** CC HCC CC/MCC Exc

AHA: Q4 2017

F19.931 **Other psychoactive substance use, unspecified with withdrawal delirium** CC HCC CC/MCC Exc

AHA: Q4 2017

F19.932 **Other psychoactive substance use, unspecified with withdrawal with perceptual disturbance** CC HCC CC/MCC Exc

AHA: Q4 2017

F19.939 **Other psychoactive substance use, unspecified with withdrawal, unspecified** CC HCC CC/MCC Exc

AHA: Q4 2017

F19.94 **Other psychoactive substance use, unspecified with psychoactive substance-induced mood disorder** HCC CC/MCC Exc

AHA: Q4 2017

Other (or unknown) substance-induced bipolar or related disorder, without use disorder

Other (or unknown) substance-induced depressive disorder, without use disorder

F19.95 **Other psychoactive substance use, unspecified with psychoactive substance-induced psychotic disorder**

F19.950 **Other psychoactive substance use, unspecified with psychoactive substance-induced psychotic disorder with delusions** CC HCC CC/MCC Exc

AHA: Q4 2017

F19.951 **Other psychoactive substance use, unspecified with psychoactive substance-induced psychotic disorder with hallucinations** CC HCC CC/MCC Exc

AHA: Q4 2017

F19.959 **Other psychoactive substance use, unspecified with psychoactive substance-induced psychotic disorder, unspecified** HCC CC/MCC Exc

AHA: Q4 2017

Other or unknown substance-induced psychotic disorder, without use disorder

F19.96 **Other psychoactive substance use, unspecified with psychoactive substance-induced persisting amnestic disorder** HCC CC/MCC Exc

AHA: Q4 2017

F19.97 **Other psychoactive substance use, unspecified with psychoactive substance-induced persisting dementia** CC HCC CC/MCC Exc

AHA: Q4 2017

Other (or unknown) substance-induced major neurocognitive disorder, without use disorder

6th F19.98 **Other psychoactive substance use, unspecified with other psychoactive substance-induced disorders**

F19.980 **Other psychoactive substance use, unspecified with psychoactive substance-induced anxiety disorder** HCC CC/MCC Exc

AHA: Q4 2017

Other (or unknown) substance-induced anxiety disorder, without use disorder

F19.981 **Other psychoactive substance use, unspecified with psychoactive substance-induced sexual dysfunction** HCC CC/MCC Exc

AHA: Q4 2017

Other (or unknown) substance-induced sexual dysfunction, without use disorder

F19.982 **Other psychoactive substance use, unspecified with psychoactive substance-induced sleep disorder** HCC CC/MCC Exc

AHA: Q4 2017

Other (or unknown) substance-induced sleep disorder, without use disorder

F19.988 **Other psychoactive substance use, unspecified with other psychoactive substance-induced disorder** HCC CC/MCC Exc

AHA: Q4 2017

Other (or unknown) substance-induced mild neurocognitive disorder, without use disorder

Other (or unknown) substance-induced obsessive-compulsive or related disorder, without use disorder

F19.99 **Other psychoactive substance use, unspecified with unspecified psychoactive substance-induced disorder** HCC CC/MCC Exc

AHA: Q4 2017

Schizophrenia, schizotypal, delusional, and other non-mood psychotic disorders (F20-F29)

4th F20 **Schizophrenia**

Use additional code, if applicable, to identify:
other specified cognitive deficit (R41.84-)

EXCLUDES1 *brief psychotic disorder (F23)*
cyclic schizophrenia (F25.0)
mood [affective] disorders with psychotic symptoms (F30.2, F31.2, F31.5, F31.64, F32.3, F33.3)
schizoaffective disorder (F25.-)
schizophrenic reaction NOS (F23)

EXCLUDES2 *schizophrenic reaction in:*
alcoholism (F10.15-, F10.25-, F10.95-)
brain disease (F06.2)
epilepsy (F06.2)
psychoactive drug use (F11-F19 with .15. .25, .95)
schizotypal disorder (F21)

F20.0 **Paranoid schizophrenia** CC HCC RxHCC CC/MCC Exb

AHA: Q4 2017

Paraphrenic schizophrenia

EXCLUDES1 *involutional paranoid state (F22)*
paranoia (F22)

F20.1 **Disorganized schizophrenia** CC HCC RxHCC CC/MCC Exb

AHA: Q4 2017

Hebephrenic schizophrenia
Hebephrenia

F20.2 **Catatonic schizophrenia** CC HCC RxHCC CC/MCC Exb

AHA: Q4 2017

Schizophrenic catalepsy
Schizophrenic catatonia
Schizophrenic flexibilitas cerea

EXCLUDES1 *catatonic stupor (R40.1)*

F20.3 **Undifferentiated schizophrenia** HCC RxHCC CC/MCC Ex6

AHA: Q4 2017

Atypical schizophrenia

EXCLUDES1 *acute schizophrenia-like psychotic disorder (F23)*

EXCLUDES2 *post-schizophrenic depression (F32.89)*

F20.5 **Residual schizophrenia** CC HCC RxHCC CC/MCC Ex6

AHA: Q4 2017

Restzustand (schizophrenic)

Schizophrenic residual state

5th F20.8 **Other schizophrenia**

F20.81 **Schizophreniform disorder** CC HCC RxHCC CC/MCC Ex6

AHA: Q4 2017

Schizophreniform psychosis NOS

F20.89 **Other schizophrenia** CC HCC RxHCC CC/MCC Ex6

AHA: Q4 2017

Cenesthopathic schizophrenia

Simple schizophrenia

F20.9 **Schizophrenia, unspecified** HCC RxHCC CC/MCC Ex6

AHA: Q2 2019, Q4 2017

F21 **Schizotypal disorder** HCC RxHCC CC/MCC Ex6

AHA: Q4 2017

Borderline schizophrenia

Latent schizophrenia

Latent schizophrenic reaction

Prepsychotic schizophrenia

Prodromal schizophrenia

Pseudoneurotic schizophrenia

Pseudopsychopathic schizophrenia

Schizotypal personality disorder

EXCLUDES2 *Asperger's syndrome (F84.5)*

schizoid personality disorder (F60.1)

F22 Delusional disorders HCC RxHCC CC/MCC Ex6

AHA: Q4 2017

Delusional dysmorphophobia
Involutional paranoid state
Paranoia
Paranoia querulans
Paranoid psychosis
Paranoid state
Paraphrenia (late)
Sensitiver Beziehungswahn

Excludes1 *mood [affective] disorders with psychotic symptoms (F30.2, F31.2, F31.5, F31.64, F32.3, F33.3)*
paranoid schizophrenia (F20.0)
Excludes2 *paranoid personality disorder (F60.0)*
paranoid psychosis, psychogenic (F23)
paranoid reaction (F23)

F23 Brief psychotic disorder CC HCC RxHCC CC/MCC Ex6

AHA: Q2 2019, Q4 2017

Paranoid reaction
Psychogenic paranoid psychosis

Excludes2 *mood [affective] disorders with psychotic symptoms (F30.2, F31.2, F31.5, F31.64, F32.3, F33.3)*

F24 Shared psychotic disorder HCC RxHCC CC/MCC Ex6

AHA: Q4 2017

Folie à deux
Induced paranoid disorder
Induced psychotic disorder

4th **F25 Schizoaffective disorders**

Excludes1 *mood [affective] disorders with psychotic symptoms (F30.2, F31.2, F31.5, F31.64, F32.3, F33.3)*
schizophrenia (F20.-)

F25.0 Schizoaffective disorder, bipolar type HCC RxHCC CC/MCC Ex6

AHA: Q4 2017

Cyclic schizophrenia
Schizoaffective disorder, manic type
Schizoaffective disorder, mixed type
Schizoaffective psychosis, bipolar type

F25.1 **Schizoaffective disorder, depressive type** HCC RxHCC CC/MCC Ex0

AHA: Q4 2017

Schizoaffective psychosis, depressive type

F25.8 **Other schizoaffective disorders** HCC RxHCC CC/MCC Ex0

AHA: Q4 2017

F25.9 **Schizoaffective disorder, unspecified** HCC RxHCC CC/MCC Ex0

AHA: Q4 2017

Schizoaffective psychosis NOS

F28 **Other psychotic disorder not due to a substance or known physiological condition** HCC RxHCC CC/MCC Ex0

AHA: Q4 2017

Chronic hallucinatory psychosis

Other specified schizophrenia spectrum and other psychotic disorder

F29 **Unspecified psychosis not due to a substance or known physiological condition** HCC RxHCC CC/MCC Ex0

AHA: Q4 2017

Psychosis NOS

Unspecified schizophrenia spectrum and other psychotic disorder

EXCLUDES1 *mental disorder NOS (F99)*

unspecified mental disorder due to known physiological condition (F09)

Mood [affective] disorders (F30-F39)

4th F30 **Manic episode**

INCLUDES *bipolar disorder, single manic episode*
mixed affective episode

EXCLUDES1 *bipolar disorder (F31.-)*
major depressive disorder, single episode (F32.-)
major depressive disorder, recurrent (F33.-)

5th F30.1 **Manic episode without psychotic symptoms**

F30.10 **Manic episode without psychotic symptoms, unspecified** CC HCC RxHCC CC/MCC Ex0

AHA: Q4 2017

F30.11 **Manic episode without psychotic symptoms, mild** CC HCC RxHCC CC/MCC Ex0

AHA: Q4 2017

F30.12 **Manic episode without psychotic symptoms, moderate** CC HCC RxHCC CC/MCC Ex0

AHA: Q4 2017

F30.13 **Manic episode, severe, without psychotic symptoms** CC HCC RxHCC CC/MCC Ex0

AHA: Q4 2017

F30.2 **Manic episode, severe with psychotic symptoms** CC HCC RxHCC CC/MCC Ex0

AHA: Q4 2017

Manic stupor
Mania with mood-congruent psychotic symptoms
Mania with mood-incongruent psychotic symptoms

F30.3 **Manic episode in partial remission** HCC RxHCC CC/MCC Ex0

AHA: Q4 2017

F30.4 **Manic episode in full remission** RxHCC CC/MCC Ex0

AHA: Q4 2017

F30.8 **Other manic episodes** HCC RxHCC CC/MCC Ex0

AHA: Q4 2017

Hypomania

F30.9 **Manic episode, unspecified** CC HCC RxHCC CC/MCC Ex

AHA: Q4 2017

Mania NOS

4th F31 **Bipolar disorder**

INCLUDES *bipolar I disorder*
bipolar type I disorder
manic-depressive illness
manic-depressive psychosis
manic-depressive reaction
seasonal bipolar disorder

Excludes1 *bipolar disorder, single manic episode (F30.-)*
major depressive disorder, single episode (F32.-)
major depressive disorder, recurrent (F33.-)

Excludes2 *cyclothymia (F34.0)*

F31.0 **Bipolar disorder, current episode hypomanic** CC HCC RxHCC CC/MCC Ex

AHA: Q4 2017

5th F31.1 **Bipolar disorder, current episode manic without psychotic features**

F31.10 **Bipolar disorder, current episode manic without psychotic features, unspecified** CC HCC RxHCC CC/MCC Ex

AHA: Q4 2017

F31.11 **Bipolar disorder, current episode manic without psychotic features, mild** CC HCC RxHCC CC/MCC Ex

AHA: Q4 2017

F31.12 **Bipolar disorder, current episode manic without psychotic features, moderate** CC HCC RxHCC CC/MCC Ex

AHA: Q4 2017

F31.13 **Bipolar disorder, current episode manic without psychotic features, severe** CC HCC RxHCC CC/MCC Ex

AHA: Q4 2017

F31.2 **Bipolar disorder, current episode manic severe with psychotic features** CC HCC RxHCC CC/MCC Ex

AHA: Q4 2017

Bipolar disorder, current episode manic with mood-congruent psychotic symptoms
Bipolar disorder, current episode manic with mood-incongruent psychotic symptoms
Bipolar I disorder, current or most recent episode manic with psychotic features

F31.3 **Bipolar disorder, current episode depressed, mild or moderate severity**

F31.30 **Bipolar disorder, current episode depressed, mild or moderate severity, unspecified** CC HCC RxHCC CC/MCC Ex6

AHA: Q4 2017

F31.31 **Bipolar disorder, current episode depressed, mild** CC HCC RxHCC CC/MCC Ex6

AHA: Q4 2017

F31.32 **Bipolar disorder, current episode depressed, moderate** CC HCC RxHCC CC/MCC Ex6

AHA: Q4 2017

F31.4 **Bipolar disorder, current episode depressed, severe, without psychotic features** CC HCC RxHCC CC/MCC Ex6

AHA: Q4 2017

F31.5 **Bipolar disorder, current episode depressed, severe, with psychotic features** CC HCC RxHCC CC/MCC Ex6

AHA: Q4 2017

Bipolar disorder, current episode depressed with mood-incongruent psychotic symptoms

Bipolar disorder, current episode depressed with mood-congruent psychotic symptoms

Bipolar I disorder, current or most recent episode depressed, with psychotic features

F31.6 **Bipolar disorder, current episode mixed**

F31.60 **Bipolar disorder, current episode mixed, unspecified** CC HCC RxHCC CC/MCC Ex6

AHA: Q4 2017

F31.61 **Bipolar disorder, current episode mixed, mild** CC HCC RxHCC CC/MCC Ex6

AHA: Q4 2017

F31.62 **Bipolar disorder, current episode mixed, moderate** CC HCC RxHCC CC/MCC Ex6

AHA: Q4 2017

F31.63 **Bipolar disorder, current episode mixed, severe, without psychotic features** CC HCC RxHCC CC/MCC Ex6

AHA: Q4 2017

F31.64 **Bipolar disorder, current episode mixed, severe, with psychotic features** CC HCC RxHCC CC/MCC Ex6

AHA: Q4 2017

Bipolar disorder, current episode mixed with mood-congruent psychotic symptoms

Bipolar disorder, current episode mixed with mood-incongruent psychotic symptoms

5th F31.7 Bipolar disorder, currently in remission

F31.70 Bipolar disorder, currently in remission, most recent episode unspecified RxHCC CC/MCC Ex0

AHA: Q4 2017

F31.71 Bipolar disorder, in partial remission, most recent episode hypomanic HCC RxHCC CC/MCC Ex0

AHA: Q4 2017

F31.72 Bipolar disorder, in full remission, most recent episode hypomanic RxHCC CC/MCC Ex0

AHA: Q4 2017

F31.73 Bipolar disorder, in partial remission, most recent episode manic HCC RxHCC CC/MCC Ex0

AHA: Q4 2017

F31.74 Bipolar disorder, in full remission, most recent episode manic RxHCC CC/MCC Ex0

AHA: Q4 2017

F31.75 Bipolar disorder, in partial remission, most recent episode depressed HCC RxHCC CC/MCC Ex0

AHA: Q4 2017

F31.76 Bipolar disorder, in full remission, most recent episode depressed RxHCC CC/MCC Ex0

AHA: Q4 2017

F31.77 Bipolar disorder, in partial remission, most recent episode mixed HCC RxHCC CC/MCC Ex0

AHA: Q4 2017

F31.78 Bipolar disorder, in full remission, most recent episode mixed RxHCC CC/MCC Ex0

AHA: Q4 2017

5th F31.8 Other bipolar disorders

F31.81 Bipolar II disorder CC HCC RxHCC CC/MCC Ex0

AHA: Q4 2017

Bipolar disorder, type 2

F31.89 Other bipolar disorder CC HCC RxHCC CC/MCC Ex0

AHA: Q4 2017

Recurrent manic episodes NOS

F31.9 Bipolar disorder, unspecified HCC RxHCC CC/MCC Ex0

AHA: Q1 2020, Q4 2017

Manic depression

4th F32 **Depressive episode**

INCLUDES *single episode of agitated depression*
single episode of depressive reaction
single episode of major depression
single episode of psychogenic depression
single episode of reactive depression
single episode of vital depression

EXCLUDES1 *bipolar disorder (F31.-)*
manic episode (F30.-)
recurrent depressive disorder (F33.-)

EXCLUDES2 *adjustment disorder (F43.2)*

F32.0 **Major depressive disorder, single episode, mild** CC RxHCC CC/MCC Ex0

AHA: Q4 2017

F32.1 **Major depressive disorder, single episode, moderate** CC HCC RxHCC CC/MCC Ex0

AHA: Q4 2017

F32.2 **Major depressive disorder, single episode, severe without psychotic features** CC HCC RxHCC CC/MCC Ex0

AHA: Q4 2024, Q4 2017

F32.3 **Major depressive disorder, single episode, severe with psychotic features** CC HCC RxHCC CC/MCC Ex0

AHA: Q4 2017

Single episode of major depression with mood-congruent psychotic symptoms
Single episode of major depression with mood-incongruent psychotic symptoms
Single episode of major depression with psychotic symptoms
Single episode of psychogenic depressive psychosis
Single episode of psychotic depression
Single episode of reactive depressive psychosis

F32.4 **Major depressive disorder, single episode, in partial remission** RxHCC CC/MCC Ex0

AHA: Q4 2017

F32.5 **Major depressive disorder, single episode, in full remission** RxHCC CC/MCC Ex0

AHA: Q4 2017

5th F32.8 **Other depressive episodes**

F32.81 **Premenstrual dysphoric disorder** RxHCC CC/MCC Ex6

AHA: Q4 2017, Q4 2016

EXCLUDES *premenstrual tension syndrome (N94.3)*

F32.89 **Other specified depressive episodes** RxHCC CC/MCC Ex6

AHA: Q4 2017, Q4 2016

Atypical depression

Post-schizophrenic depression

Single episode of 'masked' depression NOS

F32.9 **Major depressive disorder, single episode, unspecified** RxHCC CC/MCC Ex6

AHA: Q1 2021, Q4 2017

Major depression NOS

F32.A **Depression, unspecified** RxHCC CC/MCC Ex6

AHA: Q4 2023

Depression NOS

Depressive disorder NOS

4th F33 **Major depressive disorder, recurrent**

INCLUDES *recurrent episodes of depressive reaction*

recurrent episodes of endogenous depression

recurrent episodes of major depression

recurrent episodes of psychogenic depression

recurrent episodes of reactive depression

recurrent episodes of seasonal affective disorder

recurrent episodes of seasonal depressive disorder

recurrent episodes of vital depression

EXCLUDES *bipolar disorder (F31.-)*

manic episode (F30.-)

F33.0 **Major depressive disorder, recurrent, mild** CC RxHCC CC/MCC Ex6

AHA: Q4 2017

F33.1 **Major depressive disorder, recurrent, moderate** CC HCC RxHCC CC/MCC Ex0

AHA: Q4 2017

F33.2 **Major depressive disorder, recurrent severe without psychotic features** CC HCC RxHCC CC/MCC Ex0

AHA: Q4 2017

F33.3 **Major depressive disorder, recurrent, severe with psychotic symptoms** CC HCC RxHCC CC/MCC Ex0

AHA: Q4 2017

Endogenous depression with psychotic symptoms

Major depressive disorder, recurrent, with psychotic features

Recurrent severe episodes of major depression with mood-congruent psychotic symptoms

Recurrent severe episodes of major depression with mood-incongruent psychotic symptoms

Recurrent severe episodes of major depression with psychotic symptoms

Recurrent severe episodes of psychogenic depressive psychosis

Recurrent severe episodes of psychotic depression

Recurrent severe episodes of reactive depressive psychosis

5th F33.4 **Major depressive disorder, recurrent, in remission**

F33.40 **Major depressive disorder, recurrent, in remission, unspecified** CC RxHCC CC/MCC Ex0

AHA: Q4 2017

F33.41 **Major depressive disorder, recurrent, in partial remission** RxHCC CC/MCC Ex0

AHA: Q4 2017

F33.42 **Major depressive disorder, recurrent, in full remission** RxHCC CC/MCC Ex0

AHA: Q4 2017

F33.8 **Other recurrent depressive disorders** CC RxHCC CC/MCC Ex0

AHA: Q4 2017

Recurrent brief depressive episodes

F33.9 **Major depressive disorder, recurrent, unspecified** CC RxHCC CC/MCC Ex0

AHA: Q4 2017

Monopolar depression NOS

4th F34 Persistent mood [affective] disorders

F34.0 Cyclothymic disorder RxHCC CC/MCC Ex6

AHA: Q4 2017

Affective personality disorder
Cycloid personality
Cyclothymia
Cyclothymic personality

F34.1 Dysthymic disorder RxHCC CC/MCC Ex6

AHA: Q4 2017

Depressive neurosis
Depressive personality disorder
Dysthymia
Neurotic depression
Persistent anxiety depression
Persistent depressive disorder
Use additional *anxiety depression (mild or not persistent) (F41.8)*

5th F34.8 Other persistent mood [affective] disorders

F34.81 Disruptive mood dysregulation disorder CC RxHCC CC/MCC Ex6

AHA: Q4 2017, Q4 2016

F34.89 Other specified persistent mood disorders CC RxHCC CC/MCC Ex6

AHA: Q4 2017, Q4 2016

F34.9 Persistent mood [affective] disorder, unspecified CC RxHCC CC/MCC Ex6

AHA: Q4 2017

F39 Unspecified mood [affective] disorder RxHCC CC/MCC Ex6

AHA: Q4 2017

Affective psychosis NOS

Anxiety, dissociative, stress-related, somatoform and other nonpsychotic mental disorders (F40-F48)

4th F40 Phobic anxiety disorders

5th F40.0 Agoraphobia

F40.00 Agoraphobia, unspecified RxHCC CC/MCC Ex6

AHA: Q4 2017

F40.01 Agoraphobia with panic disorder RxHCC CC/MCC Ex6

AHA: Q4 2017

Panic disorder with agoraphobia

EXCLUDES1 *panic disorder without agoraphobia (F41.0)*

F40.02 Agoraphobia without panic disorder RxHCC CC/MCC Ex6

AHA: Q4 2017

5th F40.1 Social phobias

Anthropophobia

Social anxiety disorder

Social anxiety disorder of childhood

Social neurosis

F40.10 Social phobia, unspecified RxHCC CC/MCC Ex6

AHA: Q4 2017

F40.11 Social phobia, generalized RxHCC CC/MCC Ex6

AHA: Q4 2017

5th F40.2 Specific (isolated) phobias

EXCLUDES2 *dysmorphophobia (nondelusional) (F45.22)*

nosophobia (F45.22)

6th F40.21 Animal type phobia

F40.210 Arachnophobia RxHCC CC/MCC Ex6

AHA: Q4 2017

Fear of spiders

F40.218 Other animal type phobia RxHCC CC/MCC Ex6

AHA: Q4 2017

F40.22 Natural environment type phobia

F40.220 Fear of thunderstorms RxHCC CC/MCC Ex0

AHA: Q4 2017

F40.228 Other natural environment type phobia RxHCC CC/MCC Ex0

AHA: Q4 2017

F40.23 Blood, injection, injury type phobia

F40.230 Fear of blood RxHCC CC/MCC Ex0

AHA: Q4 2017

F40.231 Fear of injections and transfusions RxHCC CC/MCC Ex0

AHA: Q4 2017

F40.232 Fear of other medical care RxHCC CC/MCC Ex0

AHA: Q4 2017

F40.233 Fear of injury RxHCC CC/MCC Ex0

AHA: Q4 2017

F40.24 Situational type phobia

F40.240 Claustrophobia RxHCC CC/MCC Ex0

AHA: Q4 2017

F40.241 Acrophobia RxHCC CC/MCC Ex0

AHA: Q4 2017

F40.242 Fear of bridges RxHCC CC/MCC Ex0

AHA: Q4 2017

F40.243 Fear of flying RxHCC CC/MCC Ex0

AHA: Q4 2017

F40.248 Other situational type phobia RxHCC CC/MCC Ex0

AHA: Q4 2017

F40.29 Other specified phobia

F40.290 Androphobia RxHCC CC/MCC Ex0

AHA: Q4 2017

Fear of men

F40.291 **Gynephobia** RxHCC CC/MCC Ex6

AHA: Q4 2017

Fear of women

F40.298 **Other specified phobia** RxHCC CC/MCC Ex6

AHA: Q4 2017

F40.8 **Other phobic anxiety disorders** RxHCC CC/MCC Ex6

AHA: Q4 2017

Phobic anxiety disorder of childhood

F40.9 **Phobic anxiety disorder, unspecified** RxHCC CC/MCC Ex6

AHA: Q4 2017

Phobia NOS

Phobic state NOS

4th F41 **Other anxiety disorders**

EXCLUDES2 *anxiety in:*

acute stress reaction (F43.0)

transient adjustment reaction (F43.2)

neurasthenia (F48.8)

psychophysiologic disorders (F45.-)

separation anxiety (F93.0)

F41.0 **Panic disorder [episodic paroxysmal anxiety]** RxHCC CC/MCC Ex6

AHA: Q4 2017

Panic attack

Panic state

EXCLUDES1 *panic disorder with agoraphobia (F40.01)*

F41.1 **Generalized anxiety disorder** RxHCC CC/MCC Ex6

AHA: Q4 2017

Anxiety neurosis

Anxiety reaction

Anxiety state

Overanxious disorder

EXCLUDES2 *neurasthenia (F48.8)*

F41.3 **Other mixed anxiety disorders** CC/MCC Ex0

AHA: Q4 2017

F41.8 **Other specified anxiety disorders** CC/MCC Ex0

AHA: Q1 2021, Q4 2017

Anxiety depression (mild or not persistent)

Anxiety hysteria

Mixed anxiety and depressive disorder

F41.9 **Anxiety disorder, unspecified** CC/MCC Ex0

AHA: Q1 2021, Q4 2017

Anxiety NOS

4th F42 **Obsessive-compulsive disorder**

Excludes1 *obsessive-compulsive personality (disorder) (F60.5)*

obsessive-compulsive symptoms occurring in depression ▶(F32.-, F33.-)◀

obsessive-compulsive symptoms occurring in schizophrenia (F20.-)

F42.2 **Mixed obsessional thoughts and acts** RxHCC CC/MCC Ex0

AHA: Q4 2017, Q4 2016

F42.3 **Hoarding disorder** RxHCC CC/MCC Ex0

AHA: Q4 2017, Q4 2016

F42.4 **Excoriation (skin-picking) disorder** RxHCC CC/MCC Ex0

AHA: Q4 2017, Q4 2016

Excludes1 *factitial dermatitis (L98.1)*

other specified behavioral and emotional disorders with onset usually occurring in early childhood and adolescence (F98.8)

F42.8 **Other obsessive-compulsive disorder** RxHCC CC/MCC Ex0

AHA: Q4 2017, Q4 2016

Anancastic neurosis

Obsessive-compulsive neurosis

F42.9 **Obsessive-compulsive disorder, unspecified** RxHCC CC/MCC Ex0

AHA: Q4 2017, Q4 2016

4th F43 Reaction to severe stress, and adjustment disorders

F43.0 Acute stress reaction CC/MCC Excl

AHA: Q4 2017

Acute crisis reaction

Acute reaction to stress

Combat and operational stress reaction

Combat fatigue

Crisis state

Psychic shock

5th F43.1 Post-traumatic stress disorder (PTSD)

Traumatic neurosis

F43.10 Post-traumatic stress disorder, unspecified RxHCC CC/MCC Excl

AHA: Q4 2017

F43.11 Post-traumatic stress disorder, acute RxHCC CC/MCC Excl

AHA: Q4 2017

F43.12 Post-traumatic stress disorder, chronic RxHCC CC/MCC Excl

AHA: Q4 2017

5th F43.2 Adjustment disorders

Culture shock

Grief reaction

Hospitalism in children

Excludes1 *separation anxiety disorder of childhood (F93.0)*

F43.20 Adjustment disorder, unspecified RxHCC CC/MCC Excl

AHA: Q4 2017

F43.21 Adjustment disorder with depressed mood RxHCC CC/MCC Excl

AHA: Q4 2017

F43.22 Adjustment disorder with anxiety RxHCC CC/MCC Excl

AHA: Q4 2017

F43.23 **Adjustment disorder with mixed anxiety and depressed mood** RxHCC CC/MCC Ex0

AHA: Q4 2017

F43.24 **Adjustment disorder with disturbance of conduct** RxHCC CC/MCC Ex0

AHA: Q4 2017

F43.25 **Adjustment disorder with mixed disturbance of emotions and conduct** RxHCC CC/MCC Ex0

AHA: Q4 2017

F43.29 **Adjustment disorder with other symptoms** RxHCC CC/MCC Ex0

AHA: Q4 2017

5th F43.8 **Other reactions to severe stress**

Other specified trauma and stressor-related disorder

F43.81 **Prolonged grief disorder** CC/MCC Ex0

AHA: Q4 2022

Complicated grief

Complicated grief disorder

Persistent complex bereavement disorder

F43.89 **Other reactions to severe stress** CC/MCC Ex0

AHA: Q4 2022

F43.9 **Reaction to severe stress, unspecified** CC/MCC Ex0

AHA: Q4 2017

Trauma and stressor-related disorder, NOS

Unspecified trauma and stressor-related disorder

4th F44 **Dissociative and conversion disorders**

INCLUDES *conversion hysteria*
conversion reaction
hysteria
hysterical psychosis

EXCLUDES1 *malingering [conscious simulation] (Z76.5)*

F44.0 **Dissociative amnesia** HCC RxHCC CC/MCC Ex0

AHA: Q4 2017

EXCLUDES1 *amnesia NOS (R41.3)*
anterograde amnesia (R41.1)
dissociative amnesia with dissociative fugue (F44.1)
retrograde amnesia (R41.2)

EXCLUDES2 *alcohol-or other psychoactive substance-induced amnestic disorder (F10, F13, F19 with .26, .96)*
amnestic disorder due to known physiological condition (F04)
postictal amnesia in epilepsy (G40.-)

F44.1 **Dissociative fugue** HCC RxHCC CC/MCC Ex0

AHA: Q4 2017

Dissociative amnesia with dissociative fugue

EXCLUDES2 *postictal fugue in epilepsy (G40.-)*

F44.2 **Dissociative stupor** RxHCC CC/MCC Ex0

AHA: Q4 2017

EXCLUDES1 *catatonic stupor (R40.1)*

stupor NOS (R40.1)

EXCLUDES2 *catatonic disorder due to known physiological condition (F06.1)*

depressive stupor (F32, F33)

manic stupor (F30, F31)

F44.4 **Conversion disorder with motor symptom or deficit** RxHCC CC/MCC Ex0

AHA: Q4 2017

Conversion disorder with abnormal movement

Conversion disorder with speech symptoms

Conversion disorder with swallowing symptoms

Conversion disorder with weakness/paralysis

Dissociative motor disorders

Psychogenic aphonia

Psychogenic dysphonia

F44.5 **Conversion disorder with seizures or convulsions** RxHCC CC/MCC Ex0

AHA: Q1 2019, Q4 2017

Conversion disorder with attacks or seizures

Dissociative convulsions

F44.6 **Conversion disorder with sensory symptom or deficit** RxHCC CC/MCC Ex0

AHA: Q4 2017

Conversion disorder with anesthesia or sensory loss

Conversion disorder with special sensory symptoms

Dissociative anesthesia and sensory loss

Psychogenic deafness

F44.7 **Conversion disorder with mixed symptom presentation** RxHCC CC/MCC Ex6

AHA: Q4 2017

5th F44.8 **Other dissociative and conversion disorders**

F44.81 **Dissociative identity disorder** HCC RxHCC CC/MCC Ex6

AHA: Q4 2017

Multiple personality disorder

F44.89 **Other dissociative and conversion disorders** RxHCC CC/MCC Ex6

AHA: Q4 2017

Ganser's syndrome

Psychogenic confusion

Psychogenic twilight state

Trance and possession disorders

F44.9 **Dissociative and conversion disorder, unspecified** RxHCC CC/MCC Ex6

AHA: Q4 2017

Dissociative disorder NOS

4th F45 **Somatoform disorders**

Excludes1 *dissociative and conversion disorders (F44.-)*

factitious disorders (F68.1-, F68.A)

hair-plucking (F63.3)

lalling (F80.0)

lisping (F80.0)

malingering [conscious simulation] (Z76.5)

nail-biting (F98.8)

psychological or behavioral factors associated with disorders or diseases classified elsewhere (F54)

sexual dysfunction, not due to a substance or known physiological condition (F52.-)

thumb-sucking (F98.8)

tic disorders (in childhood and adolescence) (F95.-)

Tourette's syndrome (F95.2)

trichotillomania (F63.3)

F45.0 **Somatization disorder** RxHCC CC/MCC Ex0

AHA: Q4 2017

Briquet's disorder

Multiple psychosomatic disorder

F45.1 **Undifferentiated somatoform disorder** RxHCC CC/MCC Ex0

AHA: Q4 2017

Somatic symptom disorder

Undifferentiated psychosomatic disorder

5th F45.2 **Hypochondriacal disorders**

EXCLUDES1 *delusional dysmorphophobia (F22)*

fixed delusions about bodily functions or shape (F22)

F45.20 **Hypochondriacal disorder, unspecified** RxHCC CC/MCC Ex0

AHA: Q4 2017

F45.21 **Hypochondriasis** RxHCC CC/MCC Ex0

AHA: Q4 2017

Hypochondriacal neurosis

Illness anxiety disorder

F45.22 **Body dysmorphic disorder** RxHCC CC/MCC Ex0

AHA: Q4 2017

Bigorexia

Dysmorphophobia (nondelusional)

Muscle dysmorphia

Nosophobia

F45.29 **Other hypochondriacal disorders** RxHCC CC/MCC Ex0

AHA: Q4 2017

5th F45.4 **Pain disorders related to psychological factors**

See Official Guidelines, "Pain disorders related to psychological factors" I.C.5.a

EXCLUDES1 *pain NOS (R52)*

F45.41 **Pain disorder exclusively related to psychological factors** CC/MCC Ex0

AHA: Q4 2017

Somatoform pain disorder (persistent)

F45.42 **Pain disorder with related psychological factors** CC/MCC Ex0

AHA: Q4 2017

Code also associated acute or chronic pain (G89.-)

F45.8 **Other somatoform disorders** RxHCC CC/MCC Ex0

See Official Guidelines, "Excludes Notes" I.A.12

AHA: Q4 2017, Q4 2016

Psychogenic dysmenorrhea

Psychogenic dysphagia, including 'globus hystericus'

Psychogenic pruritus

Psychogenic torticollis

Somatoform autonomic dysfunction

Teeth grinding

EXCLUDES1 *sleep related teeth grinding (G47.63)*

F45.9 **Somatoform disorder, unspecified** RxHCC CC/MCC Ex0

AHA: Q4 2017

Psychosomatic disorder NOS

4th F48 **Other nonpsychotic mental disorders**

F48.1 **Depersonalization-derealization syndrome** HCC RxHCC CC/MCC Ex0

AHA: Q4 2017

F48.2 **Pseudobulbar affect**

AHA: Q4 2017

Involuntary emotional expression disorder

Code first underlying cause, if known, such as:

amyotrophic lateral sclerosis (G12.21)

multiple sclerosis ▶(G35-)◀

sequelae of cerebrovascular disease (I69.-)

sequelae of traumatic intracranial injury (S06.-)

F48.8 **Other specified nonpsychotic mental disorders** CC/MCC Ex0

AHA: Q4 2017

Dhat syndrome

Neurasthenia

Occupational neurosis, including writer's cramp

Psychasthenia

Psychasthenic neurosis

Psychogenic syncope

F48.9 **Nonpsychotic mental disorder, unspecified** CC/MCC Ex0

AHA: Q4 2017

Neurosis NOS

Behavioral syndromes associated with physiological disturbances and physical factors (F50-F59)

4th F50 **Eating disorders**

EXCLUDES1 *anorexia NOS (R63.0)*

feeding problems of newborn (P92.-)

polyphagia (R63.2)

EXCLUDES2 *feeding difficulties (R63.3-)*

feeding disorder in infancy or childhood (F98.2-)

5th F50.0 **Anorexia nervosa**

EXCLUDES1 *loss of appetite (R63.0)*

psychogenic loss of appetite (F50.89)

F50.00 **Anorexia nervosa, unspecified** CC HCC RxHCC CC/MCC Ex6

AHA: Q4 2017

6th F50.01 **Anorexia nervosa, restricting type** HCC RxHCC

F50.010 **Anorexia nervosa, restricting type, mild** CC HCC RxHCC CC/MCC Ex6

Anorexia nervosa, restricting type, with a body mass index greater than or equal to 17 kg/m2

F50.011 **Anorexia nervosa, restricting type, moderate** CC HCC RxHCC CC/MCC Ex6

Anorexia nervosa, restricting type, with a body mass index of 16.0-16.99 kg/m2

F50.012 **Anorexia nervosa, restricting type, severe** CC HCC RxHCC CC/MCC Ex6

Anorexia nervosa, restricting type, with a body mass index of 15.0-15.99 kg/m2

F50.013 **Anorexia nervosa, restricting type, extreme** CC HCC RxHCC CC/MCC Ex6

Anorexia nervosa, restricting type, with a body mass index of less than 15.0 kg/m2

F50.014 **Anorexia nervosa, restricting type, in remission** CC HCC RxHCC CC/MCC Ex6

Anorexia nervosa, restricting type, in full remission

Anorexia nervosa, restricting type, in partial remission

F50.019 **Anorexia nervosa, restricting type, unspecified** CC HCC RxHCC CC/MCC Ex6

6th F50.02 **Anorexia nervosa, binge eating/purging type** HCC RxHCC

EXCLUDES1 *bulimia nervosa (F50.2-)*

F50.020 **Anorexia nervosa, binge eating/purging type, mild** CC HCC RxHCC CC/MCC Ex6

Anorexia nervosa, binge eating/purging type, with a body mass index greater than or equal to 17 kg/m2

F50.021 **Anorexia nervosa, binge eating/purging type, moderate** CC HCC RxHCC CC/MCC Ex0

Anorexia nervosa, binge eating/purging type, with a body mass index of 16.0-16.99 kg/m2

F50.022 **Anorexia nervosa, binge eating/purging type, severe** CC HCC RxHCC CC/MCC Ex0

Anorexia nervosa, binge eating/purging type, with a body mass index of 15.0-15.99 kg/m2

F50.023 **Anorexia nervosa, binge eating/purging type, extreme** CC HCC RxHCC CC/MCC Ex0

Anorexia nervosa, binge eating/purging type, with a body mass index of less than 15.0 kg/m2

F50.024 **Anorexia nervosa, binge eating/purging type, in remission** CC HCC RxHCC CC/MCC Ex0

Anorexia nervosa, binge eating/purging type, in full remission

Anorexia nervosa, binge eating/purging type, in partial remission

F50.029 **Anorexia nervosa, binge eating/purging type, unspecified** CC HCC RxHCC CC/MCC Ex0

5th F50.2 **Bulimia nervosa** HCC RxHCC

Bulimia NOS

Hyperorexia nervosa

EXCLUDES1 *anorexia nervosa, binge eating/purging type (F50.02-)*

F50.20 **Bulimia nervosa, unspecified** CC HCC RxHCC CC/MCC Ex0

F50.21 **Bulimia nervosa, mild** CC HCC RxHCC CC/MCC Ex0

Bulimia nervosa with 1-3 episodes of inappropriate compensatory behavior per week

F50.22 **Bulimia nervosa, moderate** CC HCC RxHCC CC/MCC Ex0

Bulimia nervosa with 4-7 episodes of inappropriate compensatory behavior per week

F50.23 **Bulimia nervosa, severe** CC HCC RxHCC CC/MCC Ex0

Bulimia nervosa with 8-13 episodes of inappropriate compensatory behavior per week

F50.24 **Bulimia nervosa, extreme** CC HCC RxHCC CC/MCC Ex0

Bulimia nervosa with 14 or more episodes of inappropriate compensatory behavior per week

F50.25 **Bulimia nervosa, in remission** CC HCC RxHCC CC/MCC Ex0

Bulimia nervosa, in full remission

Bulimia nervosa, in partial remission

5th F50.8 Other eating disorders

6th F50.81 Binge eating disorder RxHCC

F50.810 Binge eating disorder, mild RxHCC CC/MCC Ex0

Binge eating disorder with 1-3 binge eating episodes per week

F50.811 Binge eating disorder, moderate RxHCC CC/MCC Ex0

Binge eating disorder with 4-7 binge eating episodes per week

F50.812 Binge eating disorder, severe RxHCC CC/MCC Ex0

Binge eating disorder with 8-13 binge eating episodes per week

F50.813 Binge eating disorder, extreme RxHCC CC/MCC Ex0

Binge eating disorder with 14 or more eating episodes per week

F50.814 Binge eating disorder, in remission RxHCC CC/MCC Ex0

Binge eating disorder, in full remission

Binge eating disorder, in partial remission

F50.819 Binge eating disorder, unspecified RxHCC CC/MCC Ex0

F50.82 Avoidant/restrictive food intake disorder RxHCC CC/MCC Ex0

AHA: Q4 2017

Avoidant/restrictive food intake disorder, in remission

F50.83 Pica in adults A RxHCC CC/MCC Ex0

Pica in adults, in remission

EXCLUDES1 *pica in infancy and childhood (F98.3)*

F50.84 Rumination disorder in adults A RxHCC CC/MCC Ex0

Rumination disorder in adults, in remission

EXCLUDES1 *rumination disorder in infancy and childhood (F98.21)*

F50.89 Other specified eating disorder RxHCC CC/MCC Ex0

AHA: Q4 2017, Q4 2016

Psychogenic loss of appetite

F50.9 **Eating disorder, unspecified** RxHCC CC/MCC Ex6

AHA: Q4 2017

Atypical anorexia nervosa

Atypical bulimia nervosa

Feeding or eating disorder, unspecified

Other specified feeding disorder

4th F51 **Sleep disorders not due to a substance or known physiological condition**

Excludes1 *organic sleep disorders (G47.-)*

5th F51.0 **Insomnia not due to a substance or known physiological condition**

Excludes1 *alcohol related insomnia (F10.182, F10.282, F10.982)*

drug-related insomnia (F11.182, F11.282, F11.982, F13.182, F13.282, F13.982, F14.182, F14.282, F14.982, F15.182, F15.282, F15.982, F19.182, F19.282, F19.982)

insomnia NOS (G47.0-)

insomnia due to known physiological condition (G47.0-)

organic insomnia (G47.0-)

sleep deprivation (Z72.820)

F51.01 **Primary insomnia** CC/MCC Ex6

AHA: Q4 2017

Idiopathic insomnia

F51.02 **Adjustment insomnia** CC/MCC Ex6

AHA: Q4 2017

F51.03 **Paradoxical insomnia** CC/MCC Ex6

AHA: Q4 2017

F51.04 **Psychophysiologic insomnia**

AHA: Q4 2017

F51.05 **Insomnia due to other mental disorder**

AHA: Q4 2017

Code also associated mental disorder

F51.09 **Other insomnia not due to a substance or known physiological condition**

AHA: Q4 2017

F51.1 **Hypersomnia not due to a substance or known physiological condition**

Excludes *alcohol related hypersomnia (F10.182, F10.282, F10.982)*

drug-related hypersomnia (F11.182, F11.282, F11.982, F13.182, F13.282, F13.982, F14.182, F14.282, F14.982, F15.182, F15.282, F15.982, F19.182, F19.282, F19.982)

hypersomnia NOS (G47.10)

hypersomnia due to known physiological condition (G47.10)

idiopathic hypersomnia (G47.11, G47.12)

narcolepsy (G47.4-)

F51.11 **Primary hypersomnia**

AHA: Q4 2017

F51.12 **Insufficient sleep syndrome** CC/MCC Ex0

AHA: Q4 2017

Excludes *sleep deprivation (Z72.820)*

F51.13 **Hypersomnia due to other mental disorder**

AHA: Q4 2017

Code also associated mental disorder

F51.19 **Other hypersomnia not due to a substance or known physiological condition** CC/MCC Ex0

AHA: Q4 2017

F51.3 **Sleepwalking [somnambulism]** CC/MCC Ex0

AHA: Q4 2017

Non-rapid eye movement sleep arousal disorders, sleepwalking type

F51.4 **Sleep terrors [night terrors]** CC/MCC Ex0

AHA: Q4 2017

Non-rapid eye movement sleep arousal disorders, sleep terror type

F51.5 **Nightmare disorder** CC/MCC Ex0

AHA: Q4 2017

Dream anxiety disorder

F51.8 **Other sleep disorders not due to a substance or known physiological condition** CC/MCC Ex0

AHA: Q4 2017

F51.9 **Sleep disorder not due to a substance or known physiological condition, unspecified** CC/MCC Ex0

AHA: Q4 2017

Emotional sleep disorder NOS

4th F52 Sexual dysfunction not due to a substance or known physiological condition

Dhat syndrome (F48.8)

F52.0 Hypoactive sexual desire disorder

AHA: Q4 2017

Lack or loss of sexual desire

Male hypoactive sexual desire disorder

Sexual anhedonia

excludes1 decreased libido (R68.82)

F52.1 Sexual aversion disorder

AHA: Q4 2017

Sexual aversion and lack of sexual enjoyment

5th F52.2 Sexual arousal disorders

Failure of genital response

F52.21 Male erectile disorder

AHA: Q4 2017

Erectile disorder

Psychogenic impotence

excludes1 impotence of organic origin (N52.-)

impotence NOS (N52.-)

F52.22 Female sexual arousal disorder

AHA: Q4 2017

Female sexual interest/arousal disorder

5th F52.3 Orgasmic disorder

Inhibited orgasm

Psychogenic anorgasmy

F52.31 Female orgasmic disorder

AHA: Q4 2017

F52.32 **Male orgasmic disorder**

AHA: Q4 2017

Delayed ejaculation

F52.4 **Premature ejaculation**

AHA: Q4 2017

F52.5 **Vaginismus not due to a substance or known physiological condition** CC/MCC Ex0

AHA: Q4 2017

Psychogenic vaginismus

EXCLUDES *vaginismus (due to a known physiological condition) (N94.2)*

F52.6 **Dyspareunia not due to a substance or known physiological condition**

AHA: Q4 2017

Genito-pelvic pain penetration disorder

Psychogenic dyspareunia

EXCLUDES *dyspareunia (due to a known physiological condition) (N94.1-)*

F52.8 **Other sexual dysfunction not due to a substance or known physiological condition**

AHA: Q4 2017

Excessive sexual drive

Nymphomania

Satyriasis

F52.9 **Unspecified sexual dysfunction not due to a substance or known physiological condition** PDxIn

AHA: Q4 2017

Sexual dysfunction NOS

4th F53 **Mental and behavioral disorders associated with the puerperium, not elsewhere classified**

EXCLUDES *mood disorders with psychotic features (F30.2, F31.2, F31.5, F31.64, F32.3, F33.3)*

postpartum dysphoria (O90.6)

psychosis in schizophrenia, schizotypal, delusional, and other psychotic disorders (F20-F29)

F53.0 **Postpartum depression** M RxHCC CC/MCC Ex0

AHA: Q4 2018

Postnatal depression, NOS

Postpartum depression, NOS

F53.1 **Puerperal psychosis** M HCC RxHCC CC/MCC Ex0

AHA: Q4 2018

Postpartum psychosis

Puerperal psychosis, NOS

F54 **Psychological and behavioral factors associated with disorders or diseases classified elsewhere**

AHA: Q4 2017

Psychological factors affecting physical conditions

Code first the associated physical disorder, such as:

asthma (J45.-)

dermatitis (L23-L25)

gastric ulcer (K25.-)

mucous colitis (K58.-)

ulcerative colitis (K51.-)

urticaria (L50.-)

Default *tension-type headache (G44.2)*

4th F55 **Abuse of non-psychoactive substances**

Default *abuse of psychoactive substances (F10-F19)*

F55.0 **Abuse of antacids** CC/MCC Ex0

AHA: Q4 2017

F55.1 **Abuse of herbal or folk remedies** CC/MCC Ex0

AHA: Q3 2023, Q4 2017

F55.2 **Abuse of laxatives** CC/MCC Ex0

AHA: Q4 2017

F55.3 **Abuse of steroids or hormones** CC/MCC Ex0

AHA: Q4 2017

F55.4 **Abuse of vitamins** CC/MCC Ex0

AHA: Q4 2017

F55.8 **Abuse of other non-psychoactive substances** CC/MCC Ex0

AHA: Q4 2017

F59 **Unspecified behavioral syndromes associated with physiological disturbances and physical factors** CC/MCC Ex0

AHA: Q4 2017

Psychogenic physiological dysfunction NOS

Disorders of adult personality and behavior (F60-F69)

4th F60 Specific personality disorders

F60.0 Paranoid personality disorder HCC RxHCC CC/MCC Ex0

AHA: Q4 2017

Expansive paranoid personality (disorder)
Fanatic personality (disorder)
Querulant personality (disorder)
Paranoid personality (disorder)
Sensitive paranoid personality (disorder)

EXCLUDES1 *paranoia (F22)*
paranoia querulans (F22)
paranoid psychosis (F22)
paranoid schizophrenia (F20.0)
paranoid state (F22)

F60.1 Schizoid personality disorder HCC RxHCC CC/MCC Ex0

AHA: Q4 2017

EXCLUDES1 *Asperger's syndrome (F84.5)*
delusional disorder (F22)
schizoid disorder of childhood (F84.5)
schizophrenia (F20.-)
schizotypal disorder (F21)

F60.2 Antisocial personality disorder HCC RxHCC CC/MCC Ex0

AHA: Q4 2017

Amoral personality (disorder)
Asocial personality (disorder)
Dissocial personality disorder
Psychopathic personality (disorder)
Sociopathic personality (disorder)

EXCLUDES1 *conduct disorders (F91.-)*
EXCLUDES1 *borderline personality disorder (F60.3)*

F60.3 **Borderline personality disorder** HCC RxHCC CC/MCC Ex0

AHA: Q4 2017

Aggressive personality (disorder)

Emotionally unstable personality disorder

Explosive personality (disorder)

Excludes2 *antisocial personality disorder (F60.2)*

F60.4 **Histrionic personality disorder** HCC RxHCC CC/MCC Ex0

AHA: Q4 2017

Hysterical personality (disorder)

Psychoinfantile personality (disorder)

F60.5 **Obsessive-compulsive personality disorder** HCC RxHCC CC/MCC Ex0

AHA: Q4 2017

Anankastic personality (disorder)

Compulsive personality (disorder)

Obsessional personality (disorder)

Excludes2 *obsessive-compulsive disorder (F42.-)*

F60.6 **Avoidant personality disorder** HCC RxHCC CC/MCC Ex0

AHA: Q4 2017

Anxious personality disorder

F60.7 **Dependent personality disorder** HCC RxHCC CC/MCC Ex0

AHA: Q4 2017

Asthenic personality (disorder)

Inadequate personality (disorder)

Passive personality (disorder)

5th F60.8 **Other specific personality disorders**

F60.81 **Narcissistic personality disorder** HCC RxHCC CC/MCC Ex0

AHA: Q4 2017

F60.89 **Other specific personality disorders** HCC RxHCC CC/MCC Ex6

AHA: Q4 2017

Eccentric personality disorder
'Haltlose' type personality disorder
Immature personality disorder
Passive-aggressive personality disorder
Psychoneurotic personality disorder
Self-defeating personality disorder

F60.9 **Personality disorder, unspecified** HCC RxHCC CC/MCC Ex6

AHA: Q4 2017

Character disorder NOS
Character neurosis NOS
Pathological personality NOS

4th F63 **Impulse disorders**

Excludes1 *habitual excessive use of alcohol or psychoactive substances (F10-F19)*
impulse disorders involving sexual behavior (F65.-)

F63.0 **Pathological gambling** RxHCC CC/MCC Ex6

AHA: Q4 2017

Compulsive gambling
Gambling disorder

Excludes1 *gambling and betting NOS (Z72.6)*

Excludes2 *excessive gambling by manic patients (F30, F31)*
gambling in antisocial personality disorder (F60.2)

F63.1 **Pyromania** RxHCC CC/MCC Ex6

AHA: Q4 2017

Pathological fire-setting

Excludes2 *fire-setting (by) (in):*

adult with antisocial personality disorder (F60.2)
alcohol or psychoactive substance intoxication (F10-F19)
conduct disorders (F91.-)
mental disorders due to known physiological condition (F01-F09)
schizophrenia (F20.-)

F63.2 **Kleptomania** RxHCC CC/MCC Ex6

AHA: Q4 2017

Pathological stealing

EXCLUDES1 *shoplifting as the reason for observation for suspected mental disorder (Z03.8)*

EXCLUDES2 *depressive disorder with stealing ▶(F31.-, F32.-, F33.-)◀*
stealing due to underlying mental condition-code to mental condition
stealing in mental disorders due to known physiological condition (F01-F09)

F63.3 **Trichotillomania** RxHCC

AHA: Q4 2017

Hair plucking

EXCLUDES2 *other stereotyped movement disorder (F98.4)*

5th F63.8 **Other impulse disorders**

F63.81 **Intermittent explosive disorder** RxHCC CC/MCC Ex6

AHA: Q4 2017

F63.89 **Other impulse disorders** RxHCC CC/MCC Ex6

AHA: Q4 2017

F63.9 **Impulse disorder, unspecified** RxHCC CC/MCC Ex6

AHA: Q4 2017

Impulse control disorder NOS

4th F64 **Gender identity disorders**

F64.0 **Transsexualism**

AHA: Q4 2017, Q4 2016

Gender dysphoria in adolescents and adults

Gender identity disorder in adolescence and adulthood

Gender incongruence in adolescents and adults

Transgender

EXCLUDES1 *gender identity disorder of childhood (F64.2)*

F64.1 **Dual role transvestism**

AHA: Q4 2017, Q4 2016

Use additional code to identify sex reassignment status (Z87.890)

EXCLUDES1 *gender identity disorder in childhood (F64.2)*

EXCLUDES2 *fetishistic transvestism (F65.1)*

F64.2 **Gender identity disorder of childhood** P

AHA: Q4 2017

Gender dysphoria in children

Gender incongruence of childhood

EXCLUDES1 *gender identity disorder in adolescence and adulthood (F64.0)*

EXCLUDES2 *sexual maturation disorder (F66)*

F64.8 **Other gender identity disorders**

AHA: Q4 2017

Other specified gender dysphoria

F64.9 **Gender identity disorder, unspecified**

AHA: Q4 2017

Gender dysphoria, unspecified

Gender incongruence, unspecified

Gender-role disorder NOS

4th F65 **Paraphilias**

F65.0 **Fetishism**

AHA: Q4 2017

Fetishistic disorder

F65.1 **Transvestic fetishism**

AHA: Q4 2017

Fetishistic transvestism

Transvestic disorder

F65.2 **Exhibitionism**

AHA: Q4 2017

Exhibitionistic disorder

F65.3 **Voyeurism**

AHA: Q4 2017

Voyeuristic disorder

F65.4 **Pedophilia**

AHA: Q4 2017

Pedophilic disorder

5th F65.5 **Sadomasochism**

F65.50 **Sadomasochism, unspecified**

AHA: Q4 2017

F65.51 **Sexual masochism**

AHA: Q4 2017

Sexual masochism disorder

F65.52 **Sexual sadism**

AHA: Q4 2017

Sexual sadism disorder

5th F65.8 **Other paraphilias**

F65.81 **Frotteurism**

AHA: Q4 2017

Frotteuristic disorder

F65.89 **Other paraphilias**

AHA: Q4 2017

Necrophilia

Other specified paraphilic disorder

F65.9 **Paraphilia, unspecified**

AHA: Q4 2017

Paraphilic disorder, unspecified

Sexual deviation NOS

F66 **Other sexual disorders**

AHA: Q4 2017

Sexual maturation disorder

Sexual relationship disorder

4th F68 **Other disorders of adult personality and behavior**

5th F68.1 Factitious **disorder imposed on self**

See Official Guidelines, "Factitious Disorder" I.C.5.c

Compensation neurosis

Elaboration of physical symptoms for psychological reasons

Hospital hopper syndrome

Münchausen's syndrome

Peregrinating patient

DERMIS *factitial dermatitis (L98.1)*

person feigning illness (with obvious motivation) (Z76.5)

F68.10 **Factitious disorder imposed on self, unspecified** CC RxHCC CC/MCC Excl

AHA: Q4 2018, Q4 2017

F68.11 **Factitious disorder imposed on self, with predominantly psychological signs and symptoms** RxHCC CC/MCC Ex0

AHA: Q4 2018, Q4 2017

F68.12 **Factitious disorder imposed on self, with predominantly physical signs and symptoms** CC RxHCC CC/MCC Ex0

AHA: Q4 2018, Q4 2017

F68.13 **Factitious disorder imposed on self, with combined psychological and physical signs and symptoms** RxHCC CC/MCC Ex0

AHA: Q4 2018, Q4 2017

F68.A **Factitious disorder imposed on another** CC RxHCC CC/MCC Ex0

See Official Guidelines, "Factitious Disorder" I.C.5.c

AHA: Q4 2018

Factitious disorder by proxy

Münchausen's by proxy

F68.8 **Other specified disorders of adult personality and behavior** CC/MCC Ex0

AHA: Q4 2017

F69 **Unspecified disorder of adult personality and behavior** A CC/MCC Ex0

AHA: Q4 2017

Intellectual Disabilities (F70-F79)

Code first any associated physical or developmental disorders

EXCLUDES1 *borderline intellectual functioning, IQ above 70 to 84 (R41.83)*

F70 **Mild intellectual disabilities** RxHCC CC/MCC Ex6

AHA: Q4 2017

IQ level 50-55 to approximately 70

Mild mental subnormality

F71 **Moderate intellectual disabilities** RxHCC CC/MCC Ex6

AHA: Q4 2017

IQ level 35-40 to 50-55

Moderate mental subnormality

F72 **Severe intellectual disabilities** CC RxHCC CC/MCC Ex6

AHA: Q4 2017

IQ 20-25 to 35-40

Severe mental subnormality

F73 **Profound intellectual disabilities** CC RxHCC CC/MCC Ex6

AHA: Q4 2017

IQ level below 20-25

Profound mental subnormality

4th F78 **Other intellectual disabilities**

5th F78.A **Other genetic related intellectual disabilities**

F78.A1 **SYNGAP1-related intellectual disability** RxHCC CC/MCC Ex6

Code also, if applicable, any associated:

autism spectrum disorder (F84.0)

autistic disorder (F84.0)

encephalopathy (G93.4-)

epilepsy and recurrent seizures (G40.-)

other pervasive developmental disorders (F84.8)

pervasive developmental disorder, NOS (F84.9)

F78.A9 **Other genetic related intellectual disability** RxHCC CC/MCC Ex6

Code also, if applicable, any associated disorders

F79 **Unspecified intellectual disabilities** RxHCC CC/MCC Ex6

AHA: Q4 2017

Mental deficiency NOS

Mental subnormality NOS

Pervasive and specific developmental disorders (F80-F89)

4th F80 **Specific developmental disorders of speech and language**

F80.0 **Phonological disorder** CC/MCC Ex

AHA: Q4 2017

Dyslalia
Functional speech articulation disorder
Lalling
Lisping
Phonological developmental disorder
Speech articulation developmental disorder
Speech-sound disorder

EXCLUDES1 *speech articulation impairment due to aphasia NOS (R47.01)*
speech articulation impairment due to apraxia (R48.2)
EXCLUDES2 *speech articulation impairment due to hearing loss (F80.4)*
speech articulation impairment due to intellectual disabilities (F70-F79)
speech articulation impairment with expressive language developmental disorder (F80.1)
speech articulation impairment with mixed receptive expressive language developmental disorder (F80.2)

F80.1 **Expressive language disorder** CC/MCC Ex

AHA: Q4 2017

Developmental dysphasia or aphasia, expressive type

EXCLUDES1 *mixed receptive-expressive language disorder (F80.2)*
dysphasia and aphasia NOS (R47.-)
EXCLUDES2 *acquired aphasia with epilepsy [Landau-Kleffner] (G40.80-)*
selective mutism (F94.0)
intellectual disabilities (F70-F79)
pervasive developmental disorders (F84.-)

F80.2 **Mixed receptive-expressive language disorder** CC/MCC Ex

AHA: Q4 2017

Developmental dysphasia or aphasia, receptive type
Developmental Wernicke's aphasia

Excludes *central auditory processing disorder (H93.25)*
dysphasia or aphasia NOS (R47.-)
expressive language disorder (F80.1)
expressive type dysphasia or aphasia (F80.1)
word deafness (H93.25)
Excludes *acquired aphasia with epilepsy [Landau-Kleffner] (G40.80-)*
pervasive developmental disorders (F84.-)
selective mutism (F94.0)
intellectual disabilities (F70-F79)

F80.4 **Speech and language development delay due to hearing loss** CC/MCC Ex?
AHA: Q4 2017
Code also type of hearing loss (H90.-, H91.-)

5th F80.8 **Other developmental disorders of speech and language**

F80.81 **Childhood onset fluency disorder** CC/MCC Ex?
AHA: Q4 2017
Cluttering NOS
Stuttering NOS
Excludes *adult onset fluency disorder (F98.5)*
fluency disorder in conditions classified elsewhere (R47.82)
fluency disorder (stuttering) following cerebrovascular disease (I69. with final characters -23)

F80.82 **Social pragmatic communication disorder** CC/MCC Ex?
AHA: Q4 2017, Q4 2016
Excludes *Asperger's syndrome (F84.5)*
autistic disorder (F84.0)

F80.89 **Other developmental disorders of speech and language** CC/MCC Ex?
AHA: Q1 2017, Q4 2017

F80.9 **Developmental disorder of speech and language, unspecified** CC/MCC Ex?
AHA: Q4 2017
Communication disorder NOS
Language disorder NOS

4th F81 **Specific developmental disorders of scholastic skills**

F81.0 **Specific reading disorder** CC/MCC Ex6

AHA: Q4 2017

'Backward reading'

Developmental dyslexia

Specific learning disorder, with impairment in reading

Specific reading retardation

excludes1 *alexia NOS (R48.0)*

dyslexia NOS (R48.0)

F81.2 **Mathematics disorder** CC/MCC Ex6

AHA: Q4 2017

Developmental acalculia

Developmental arithmetical disorder

Developmental Gerstmann's syndrome

Specific learning disorder, with impairment in mathematics

excludes1 *acalculia NOS (R48.8)*

excludes2 *arithmetical difficulties associated with a reading disorder (F81.0)*

arithmetical difficulties associated with a spelling disorder (F81.81)

arithmetical difficulties due to inadequate teaching (Z55.8)

5th F81.8 **Other developmental disorders of scholastic skills**

F81.81 **Disorder of written expression** CC/MCC Ex6

AHA: Q4 2017

Specific learning disorder, with impairment in written expression

Specific spelling disorder

F81.89 **Other developmental disorders of scholastic skills** CC/MCC Ex6

AHA: Q4 2017

F81.9 **Developmental disorder of scholastic skills, unspecified** PDxIn

AHA: Q4 2022, Q4 2017

Knowledge acquisition disability NOS

Learning disability NOS

Learning disorder NOS

F82 **Specific developmental disorder of motor function** CC/MCC Ex6

AHA: Q4 2017

Clumsy child syndrome

Developmental coordination disorder

Developmental dyspraxia

EXCLUDES1 *abnormalities of gait and mobility (R26.-)*

lack of coordination (R27.-)

EXCLUDES2 *lack of coordination secondary to intellectual disabilities (F70-F79)*

4th F84 **Pervasive developmental disorders**

Code also any associated medical condition and intellectual disabilities

F84.0 **Autistic disorder** CC RxHCC CC/MCC Ex6

AHA: Q4 2022, Q1 2017, Q4 2017

Autism spectrum disorder

Infantile autism

Infantile psychosis

Kanner's syndrome

EXCLUDES1 *Asperger's syndrome (F84.5)*

F84.2 **Rett's syndrome** CC RxHCC CC/MCC Ex6

AHA: Q4 2017

EXCLUDES1 *Asperger's syndrome (F84.5)*

Autistic disorder (F84.0)

Other childhood disintegrative disorder (F84.3)

F84.3 **Other childhood disintegrative disorder** P CC RxHCC CC/MCC Ex6

AHA: Q4 2017

Dementia infantilis

Disintegrative psychosis

Heller's syndrome

Symbiotic psychosis

Use additional code to identify any associated neurological condition.

EXCLUDES1 *Asperger's syndrome (F84.5)*
Autistic disorder (F84.0)
Rett's syndrome (F84.2)

F84.5 Asperger's syndrome CC RxHCC CC/MCC Ex0

AHA: Q4 2017

Asperger's disorder

Autistic psychopathy

Schizoid disorder of childhood

F84.8 Other pervasive developmental disorders CC RxHCC CC/MCC Ex0

AHA: Q4 2017

Overactive disorder associated with intellectual disabilities and stereotyped movements

F84.9 Pervasive developmental disorder, unspecified CC RxHCC CC/MCC Ex0

AHA: Q4 2017

Atypical autism

F88 Other disorders of psychological development CC/MCC Ex0

AHA: Q4 2017

Developmental agnosia

Global developmental delay

Other specified neurodevelopmental disorder

F89 Unspecified disorder of psychological development CC/MCC Ex0

AHA: Q4 2017

Developmental disorder NOS

Neurodevelopmental disorder NOS

Behavioral and emotional disorders with onset usually occurring in childhood and adolescence (F90-F98)

NOTES Codes within categories F90-F98 may be used regardless of the age of a patient. These disorders generally have onset within the childhood or adolescent years, but may continue throughout life or not be diagnosed until adulthood

4th **F90 Attention-deficit hyperactivity disorders**

INCLUDES *attention deficit disorder with hyperactivity*
attention deficit syndrome with hyperactivity

EXCLUDES *anxiety disorders (F40.-, F41.-)*
mood [affective] disorders (F30-F39)
pervasive developmental disorders (F84.-)
schizophrenia (F20.-)

F90.0 Attention-deficit hyperactivity disorder, predominantly inattentive type RxHCC CC/MCC Ex0

AHA: Q4 2017

Attention-deficit/hyperactivity disorder, predominantly inattentive presentation

F90.1 Attention-deficit hyperactivity disorder, predominantly hyperactive type RxHCC CC/MCC Ex0

AHA: Q4 2017

Attention-deficit/hyperactivity disorder, predominantly hyperactive impulsive presentation

F90.2 Attention-deficit hyperactivity disorder, combined type RxHCC CC/MCC Ex0

AHA: Q4 2017

Attention-deficit/hyperactivity disorder, combined presentation

F90.8 Attention-deficit hyperactivity disorder, other type RxHCC CC/MCC Ex0

AHA: Q4 2017

F90.9 Attention-deficit hyperactivity disorder, unspecified type RxHCC CC/MCC Ex0

AHA: Q4 2017

Attention-deficit hyperactivity disorder of childhood or adolescence NOS
Attention-deficit hyperactivity disorder NOS

F91 **Conduct disorders**

excludes *antisocial behavior (Z72.81-)*

antisocial personality disorder (F60.2)

excludes *conduct problems associated with attention-deficit hyperactivity disorder (F90.-)*

mood [affective] disorders (F30-F39)

pervasive developmental disorders (F84.-)

schizophrenia (F20.-)

F91.0 **Conduct disorder confined to family context** RxHCC CC/MCC Ex0

AHA: Q4 2017

F91.1 **Conduct disorder, childhood-onset type** RxHCC CC/MCC Ex0

AHA: Q4 2017

Unsocialized conduct disorder

Conduct disorder, solitary aggressive type

Unsocialized aggressive disorder

F91.2 **Conduct disorder, adolescent-onset type** RxHCC CC/MCC Ex0

AHA: Q4 2017

Socialized conduct disorder

Conduct disorder, group type

F91.3 **Oppositional defiant disorder** RxHCC CC/MCC Ex0

AHA: Q4 2017

F91.8 **Other conduct disorders** RxHCC CC/MCC Ex0

AHA: Q4 2017

Other specified conduct disorder

Other specified disruptive disorder

F91.9 **Conduct disorder, unspecified** RxHCC CC/MCC Ex0

AHA: Q4 2017

Behavioral disorder NOS

Conduct disorder NOS

Disruptive behavior disorder NOS

Disruptive disorder NOS

4th F93 **Emotional disorders with onset specific to childhood**

F93.0 **Separation anxiety disorder of childhood** RxHCC CC/MCC Ex6

AHA: Q4 2017

EXCLUDES *mood [affective] disorders (F30-F39)*

nonpsychotic mental disorders (F40-F48)

phobic anxiety disorder of childhood (F40.8)

social phobia (F40.1)

F93.8 **Other childhood emotional disorders** CC/MCC Ex6

AHA: Q4 2017

Identity disorder

EXCLUDES *gender identity disorder of childhood (F64.2)*

F93.9 **Childhood emotional disorder, unspecified** CC/MCC Ex6

AHA: Q4 2017

4th F94 **Disorders of social functioning with onset specific to childhood and adolescence**

F94.0 **Selective mutism** CC/MCC Ex6

AHA: Q4 2017

Elective mutism

EXCLUDES *pervasive developmental disorders (F84.-)*

schizophrenia (F20.-)

specific developmental disorders of speech and language (F80.-)

transient mutism as part of separation anxiety in young children (F93.0)

F94.1 **Reactive attachment disorder of childhood** CC/MCC Ex6

AHA: Q4 2017

Use additional code to identify any associated failure to thrive or growth retardation

EXCLUDES1 *disinhibited attachment disorder of childhood (F94.2)*

normal variation in pattern of selective attachment

EXCLUDES2 *Asperger's syndrome (F84.5)*

maltreatment syndromes (T74.-)

sexual or physical abuse in childhood, resulting in psychosocial problems (Z62.81-)

F94.2 **Disinhibited attachment disorder of childhood** CC/MCC Ex0

AHA: Q4 2017

Affectionless psychopathy

Institutional syndrome

EXCLUDES1 *reactive attachment disorder of childhood (F94.1)*

EXCLUDES2 *Asperger's syndrome (F84.5)*

attention-deficit hyperactivity disorders (F90.-)

hospitalism in children (F43.2-)

F94.8 **Other childhood disorders of social functioning** CC/MCC Ex0

AHA: Q4 2017

F94.9 **Childhood disorder of social functioning, unspecified** CC/MCC Ex0

AHA: Q4 2017

4th F95 **Tic disorder**

F95.0 **Transient tic disorder** RxHCC CC/MCC Ex0

AHA: Q4 2017

Provisional tic disorder

F95.1 **Chronic motor or vocal tic disorder** RxHCC CC/MCC Ex0

AHA: Q4 2017

F95.2 **Tourette's disorder** RxHCC CC/MCC Ex0

AHA: Q4 2017

Combined vocal and multiple motor tic disorder [de la Tourette]

Tourette's syndrome

F95.8 **Other tic disorders** RxHCC CC/MCC Ex0

AHA: Q4 2017

F95.9 **Tic disorder, unspecified** RxHCC CC/MCC Ex0

AHA: Q4 2017

Tic NOS

4th **F98 Other behavioral and emotional disorders with onset usually occurring in childhood and adolescence**

EXCLUDES *breath-holding spells (R06.89)*
gender identity disorder of childhood (F64.2)
Kleine-Levin syndrome (G47.13)
obsessive-compulsive disorder (F42.-)
sleep disorders not due to a substance or known physiological condition (F51.-)

F98.0 Enuresis not due to a substance or known physiological condition CC/MCC Ex8

AHA: Q4 2017

Enuresis (primary) (secondary) of nonorganic origin
Functional enuresis
Psychogenic enuresis
Urinary incontinence of nonorganic origin

EXCLUDES1 *enuresis NOS (R32)*

F98.1 Encopresis not due to a substance or known physiological condition CC/MCC Ex8

AHA: Q4 2017

Functional encopresis
Incontinence of feces of nonorganic origin
Psychogenic encopresis

Use additional code to identify the cause of any coexisting constipation.

EXCLUDES1 *encopresis NOS (R15.-)*

5th **F98.2 Other feeding disorders of infancy and childhood**

EXCLUDES *anorexia nervosa and other eating disorders (F50.-)*
feeding difficulties (R63.3-)
feeding problems of newborn (P92.-)
pica of infancy or childhood (F98.3)

F98.21 Rumination disorder of infancy and childhood RxHCC CC/MCC Ex8

AHA: Q4 2017

Rumination disorder in infancy or childhood, in remission

EXCLUDES1 *rumination disorder in adults (F50.84)*

F98.29 **Other feeding disorders of infancy and early childhood** RxHCC CC/MCC Ex0

AHA: Q4 2017

F98.3 **Pica of infancy and childhood** RxHCC CC/MCC Ex0

AHA: Q4 2017

Pica in infancy or childhood, in remission

EXCLUDES1 *pica in adults (F50.83)*

F98.4 **Stereotyped movement disorders** RxHCC CC/MCC Ex0

AHA: Q4 2017

Stereotype/habit disorder

EXCLUDES1 *abnormal involuntary movements (R25.-)*

EXCLUDES2 *compulsions in obsessive-compulsive disorder (F42.-)*

hair plucking (F63.3)

movement disorders of organic origin (G20-G25)

nail-biting (F98.8)

nose-picking (F98.8)

stereotypies that are part of a broader psychiatric condition (F01-F95)

thumb-sucking (F98.8)

tic disorders (F95.-)

trichotillomania (F63.3)

F98.5 **Adult onset fluency disorder** CC/MCC Ex0

AHA: Q4 2017

EXCLUDES1 *childhood onset fluency disorder (F80.81)*

dysphasia (R47.02)

fluency disorder in conditions classified elsewhere (R47.82)

fluency disorder (stuttering) following cerebrovascular disease (I69. with final characters -23)

tic disorders (F95.-)

F98.8 **Other specified behavioral and emotional disorders with onset usually occurring in childhood and adolescence** CC/MCC Ex0

AHA: Q4 2017

Excessive masturbation

Nail-biting

Nose-picking

Thumb-sucking

F98.9 **Unspecified behavioral and emotional disorders with onset usually occurring in childhood and adolescence** CC/MCC Ex0

AHA: Q4 2017

Unspecified mental disorder (F99)

F99 **Mental disorder, not otherwise specified** CC/MCC Ex0

AHA: Q4 2022, Q4 2021, Q4 2017, Q4 2016

Mental illness NOS

Excludes1 *unspecified mental disorder due to known physiological condition (F09)*

Chapter 6: Diseases of the Nervous System (G00-G99)

Chapter-Specific Coding Guidelines

I.C.6. Chapter 6: Diseases of the Nervous System (G00-G99)

a. Dominant/nondominant side

Codes from category G81, Hemiplegia and hemiparesis, and subcategories G83.1, Monoplegia of lower limb, G83.2, Monoplegia of upper limb, and G83.3, Monoplegia, unspecified, identify whether the dominant or nondominant side is affected. Should the affected side be documented, but not specified as dominant or nondominant, and the classification system does not indicate a default, code selection is as follows:

- For ambidextrous patients, the default should be dominant.
- If the left side is affected, the default is non-dominant.
- If the right side is affected, the default is dominant.

b. Pain - Category G89

1) General coding information

Codes in category G89, Pain, not elsewhere classified, may be used in conjunction with codes from other categories and chapters to provide more detail about acute or chronic pain and neoplasm-related pain, unless otherwise indicated below.

If the pain is not specified as acute or chronic, post- thoracotomy, postprocedural, or neoplasm-related, do not assign codes from category G89.

A code from category G89 should not be assigned if the underlying (definitive) diagnosis is known, unless the reason for the encounter is pain control/ management and not management of the underlying condition.

When an admission or encounter is for a procedure aimed at treating the underlying condition (e.g., spinal fusion, kyphoplasty), a code for the underlying condition (e.g., vertebral fracture, spinal stenosis) should be assigned as the principal diagnosis. No code from category G89 should be assigned.

(a) Category G89 Codes as Principal or First-Listed Diagnosis

Category G89 codes are acceptable as principal diagnosis or the first-listed code:

- When pain control or pain management is the reason for the admission/encounter (e.g., a patient with displaced intervertebral disc, nerve impingement and severe back pain presents for injection of steroid into the spinal canal). The underlying cause of the pain should be reported as an additional diagnosis, if known.
- When a patient is admitted for the insertion of a neurostimulator for pain control, assign the appropriate pain code as the principal or first-listed diagnosis. When an admission or encounter is for a procedure aimed at treating the underlying condition and a neurostimulator is inserted for pain control during the same admission/encounter, a code for the underlying condition should be assigned as the principal diagnosis and the appropriate pain code should be assigned as a secondary diagnosis.

(b) Use of Category G89 Codes in Conjunction with Site Specific Pain Codes

(i) Assigning Category G89 and Site-Specific Pain Codes

Codes from category G89 may be used in conjunction with codes that identify the site of pain (including codes from chapter 18) if the category G89 code provides additional information. For example, if the code describes the site of the pain, but does not fully describe whether the pain is acute or chronic, then both codes should be assigned.

(ii) Sequencing of Category G89 Codes with Site- Specific Pain Codes

The sequencing of category G89 codes with site- specific pain codes (including chapter 18 codes), is dependent on the circumstances of the encounter/admission as follows:

- If the encounter is for pain control or pain management, assign the code from category G89 followed by the code identifying the specific site of pain (e.g., encounter for pain management for acute neck pain from trauma is assigned code G89.11, Acute pain due to trauma, followed by code M54.2, Cervicalgia, to identify the site of pain).
- If the encounter is for any other reason except pain control or pain management, and a related definitive diagnosis has not been established (confirmed) by the provider, assign the code for the specific site of pain first, followed by the appropriate code from category G89.

2) Pain due to devices, implants and grafts

See Section I.C.19. Pain due to medical devices.

3) Postoperative Pain

The provider's documentation should be used to guide the coding of postoperative pain, as well as *Section III. Reporting Additional Diagnoses and Section IV. Diagnostic Coding and Reporting in the Outpatient Setting.*

The default for post-thoracotomy and other postoperative pain not specified as acute or chronic is the code for the acute form.

Routine or expected postoperative pain immediately after surgery should not be coded.

(a) Postoperative pain not associated with specific postoperative complication

Postoperative pain not associated with a specific postoperative complication is assigned to the appropriate postoperative pain code in category G89.

(b) Postoperative pain associated with specific postoperative complication

Postoperative pain associated with a specific postoperative complication (such as painful wire sutures) is assigned to the appropriate code(s) found in Chapter 19, Injury, poisoning, and certain other consequences of external causes. If appropriate, use additional code(s) from category G89 to identify acute or chronic pain (G89.18 or G89.28).

4) Chronic pain

Chronic pain is classified to subcategory G89.2. There is no time frame defining when pain becomes chronic pain. The provider's documentation should be used to guide use of these codes.

5) Neoplasm Related Pain

Code G89.3 is assigned to pain documented as being related, associated or due to cancer, primary or secondary malignancy, or tumor. This code is assigned regardless of whether the pain is acute or chronic.

This code may be assigned as the principal or first-listed code when the stated reason for the admission/encounter is documented as pain control/pain management. The underlying neoplasm should be reported as an additional diagnosis.

When the reason for the admission/encounter is management of the neoplasm and the pain associated with the neoplasm is also documented, code G89.3 may be assigned as an additional diagnosis. It is not necessary to assign an additional code for the site of the pain.

See Section I.C.2. for instructions on the sequencing of neoplasms for all other stated reasons for the admission/encounter (except for pain control/pain management).

6) Chronic pain syndrome

Central pain syndrome (G89.0) and chronic pain syndrome (G89.4) are different than the term "chronic pain," and therefore codes should only be used when the provider has specifically documented this condition.

See Section I.C.5. Pain disorders related to psychological factors.

Anatomy of the Nervous System

Introduction

The nervous system (Figure 6.a) constitutes the body's control center and the communication network and directs the functions of multiple body organs and systems. It helps the individual to interpret external environmental events and respond to various environmental stimuli. The nervous system includes the following types and components:

1. **The Central Nervous System (CNS)**

   The central nervous system is regarded as the control center of the entire nervous system. It is composed of the brain and the spinal cord. The CNS receives the body's sensations and information about the external environmental changes via receptors and sense organs, and directs the body to act accordingly in response to these external environmental stimuli.

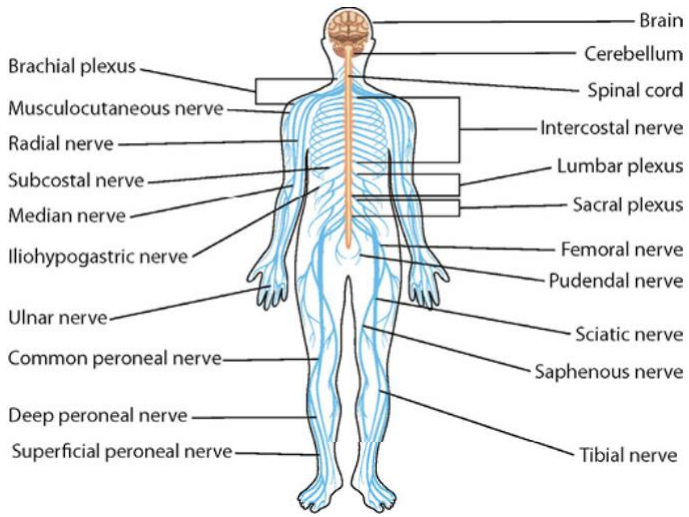

Figure 6.a Human Nervous System

2. **The Peripheral Nervous System (PNS)**

The peripheral nervous system is composed of the nerves that connect the brain and spinal cord with the glands, muscles and sensory receptors. The PNS can be further divided into the following subcategories:

a) **The Afferent Peripheral System**

The afferent peripheral system is composed of sensory (or afferent) neurons that transfer information to the brain and spinal cord via peripheral receptors.

b) **The Efferent Peripheral System**

The efferent peripheral system consists of the motor (or efferent) neurons that form a communication channel (for information transfer) between the brain, spinal cord, muscles and glands. This system of neurons is further divided into the following subcategories:

i) **Somatic Nervous System**

The somatic nervous system helps the individual to respond to the changes in the external environment by conducting the impulses from the brain and spinal cord to the skeletal muscle.

ii) **Autonomic Nervous System**

The autonomic nervous system (ANS) is an involuntary system of nerves that conduct impulses from the brain and spinal cord to the smooth muscles of the intestine, the cardiac muscles of the heart, and the endocrine glands. The organs of this particular system receive nerve fibers from the following divisions of the ANS:

(a) **Sympathetic Division**

The sympathetic division acts to mobilize the body's resources and induce the fight-or-flight response. This system uses norepinephrine as a neurotransmitter to speed up its activity through energy expenditure.

(b) **Parasympathetic Division**

The parasympathetic division facilitates the vegetative activities of human body (like digestion, urination and defecation).

3. **The Spinal Cord (or Medulla Spinalis)**

The spinal cord initiates as a continuation of the medulla oblongata of the brainstem. Its length varies between 16 to 18 inches and is made up of a series of 31 segments, each of which gives rise to a pair of spinal nerves. The human spinal cord is further protected by a series of connective tissue membranes that are known as the spinal meninges.

4. **The Brain or Encephalon**

The brain (Figure 6.b) is regarded as one of the largest organs of the body and weighs about 3 pounds in an average adult. The major parts of the human brain are described as follows:

a) **The Brainstem**

The brainstem is regarded as the posterior portion of the brain, which is structurally continuous with the spinal cord. It is composed of the medulla oblongata, the pons Varolii, and the midbrain.

b) **The Diencephalon**

The diencephalon is located between the two cerebral hemispheres, and superiorly to the midbrain. It surrounds the third ventricle of the brain and consists of the thalamus and hypothalamus regions.

c) **The Cerebrum (or Telencephalon)**

The cerebrum constitutes the bulk of the brain and is composed of the gray matter (or cerebral cortex), longitudinal fissure, and the right and left cerebral hemispheres. It is further subdivided into the frontal, parietal, occipital and temporal lobes.

d) **The Cerebellum**

The cerebellum is regarded as the second largest portion of the brain. It is located under the occipital lobes of the cerebrum, and behind the pons and medulla oblongata of brainstem. The two partially separated hemispheres of the cerebellum are connected together by a centrally constricted structure, which is known as the vermis. The cerebellum is constituted primarily by the white matter and a thin layer of gray matter on its surface, which is known as the cerebellar cortex. The cerebrospinal fluid (CSF) is a colorless fluid that fills up the subarachnoid space (or interval between the arachnoid membrane and pia mater) and the ventricular system inside and around the spinal cord and brain.

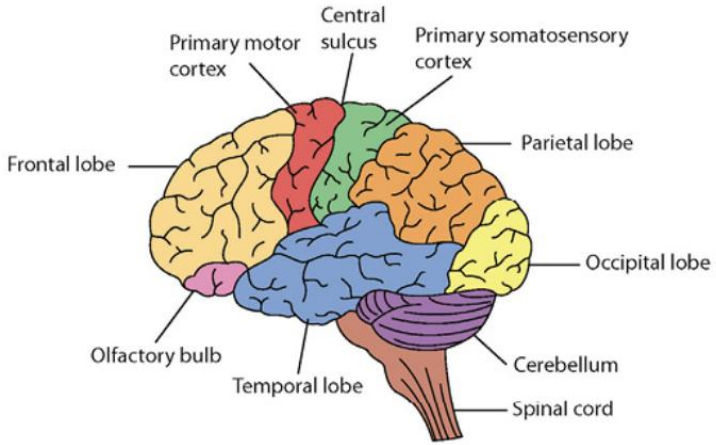

Figure 6.b Anatomy of the Brain

5. The Cranial Nerves

The cranial nerves (Figure 6.c) are based on 12 pairs that remain attached to the brain and leave the skull through various foramina in the cranial base. The names of the various cranial nerves are listed below:

a) Olfactory (1st cranial nerve)
b) Optic (2nd cranial nerve)
c) Oculomotor (3rd cranial nerve)
d) Trochlear (4th cranial nerve)
e) Trigeminal (5th cranial nerve)
f) Abducens (6th cranial nerve)
g) The Facial (7th cranial nerve)
h) Acoustic (8th cranial nerve)
i) Glossopharyngeal (9th cranial nerve)
j) Vagus/Pneumogastric (10th cranial nerve)
k) Accessory (11th cranial nerve)
l) Hypoglossal (12th cranial nerve)

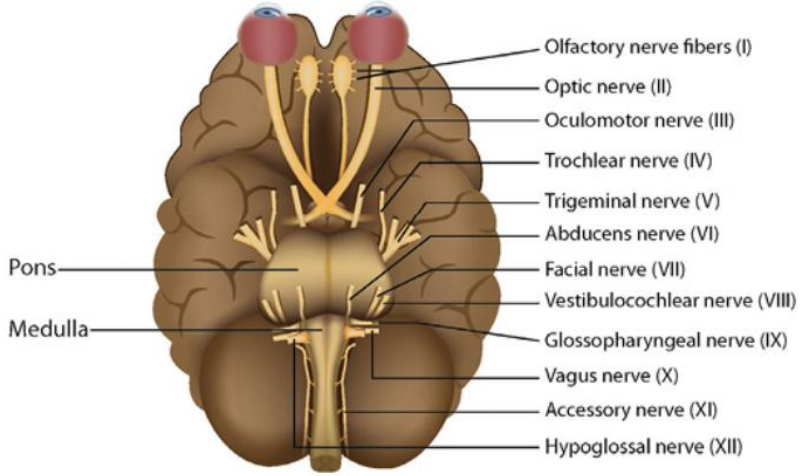

Figure 6.c The Cranial Nerves

6. **The Spinal Nerves**

The 31 pairs of spinal nerves originate from the integration of the dorsal and ventral roots of the spinal nerves. These nerves carry the motor, sensory and the autonomic signals between the spinal cord and the body. They are also called mixed nerves as they consist of both motor and sensory fibers. The spinal nerves exit the vertebral column between the adjacent vertebrae. The naming convention of the spinal nerves is based on the region and level of the spinal cord from which these nerves arise. The division of the spinal nerves is documented below:

a) 8 pairs of cervical nerves (C1-C8)
b) 12 pairs of thoracic nerves (T1-T12)
c) 5 pairs of lumbar nerves (L1-L5)
d) 5 pairs of sacral nerves (S1-S5)
e) 1 pair of coccygeal nerves (Cx)

7. **The Sympathetic Nerves**

The sympathetic nerves are a part of the sympathetic nervous system, which innervates the striated muscles of the heart, the smooth muscles, and multiple glands of the body. The sympathetic nervous system is that division of the autonomic nervous system which prepares the body for stressful conditions requiring energy expenditure. The nerve fibers of this system originate from the thoracic and lumbar regions of the spinal cord. The axons of these nerves leave the spinal cord via the anterior root. They further pass near the spinal ganglion and integrate with the anterior rami of the spinal nerves.

Common Pathologies

Muscular Dystrophy (MD) (Figure 6.d)
A genetic disorder characterized by progressive muscle weakness, abnormal muscle protein, and death of muscle tissues and cells. MD is classified as both a myogenic and a nervous system disorder.



Figure 6.d Muscular Dystrophy (MD)

Spina Bifida

This is a type of birth defect of the brain, spine, or spinal cord, also known as the neural tube defect. It happens if the spinal column of the fetus doesn't close completely during the first month of pregnancy.

Parkinson's Disease (PD)

This is a progressive disorder of the nervous system that affects the movement and is known as a movement disorder.

Alzheimer's Disease (AD)

This is a brain disorder that seriously affects a person's ability to carry out daily activities. Alzheimer's disease is the most common form of dementia.

Strokes

This is a condition in which, due to lack of oxygen, the sudden death of brain cells occurs and can be caused by an obstruction in the blood flow to the brain. The more common kind, called ischemic stroke, is caused by a blood clot that blocks or plugs a blood vessel in the brain. The other kind, called hemorrhagic stroke (Figure 6.e), is caused by a blood vessel that breaks and bleeds into the brain. "Mini-strokes" or transient ischemic attacks (TIAs), occur when the blood supply to the brain is briefly interrupted.

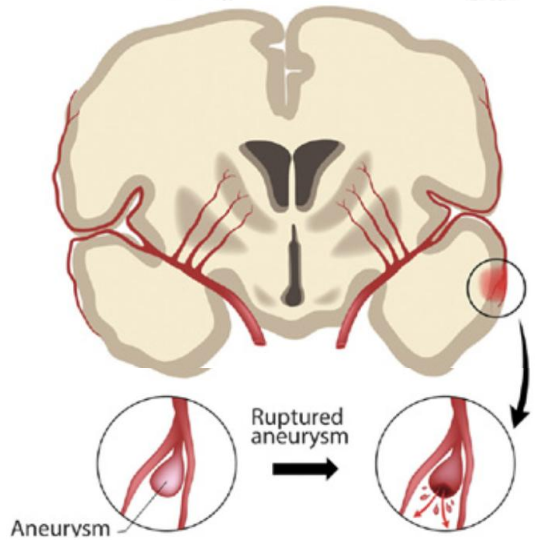

Figure 6.e Hemorrhagic Stroke

Malignant Brain Tumor
Cancer of the brain is usually called a malignant brain tumor.

Meningitis
The inflammation of the thin tissue that surrounds the brain and spinal cord, called the meninges, is known as Meningitis.

Epilepsy
This is a neurological condition that affects the nervous system. Epilepsy is also known as a seizure disorder that causes people to have recurring seizures.

Bell's Palsy
This condition occurs due to compression of a facial nerve.

Diseases of the nervous system (G00-G99)

Excludes *certain conditions originating in the perinatal period (P04-P96)*
certain infectious and parasitic diseases (A00-B99)
complications of pregnancy, childbirth and the puerperium (O00-O9A)
congenital malformations, deformations, and chromosomal abnormalities (Q00-Q99)
endocrine, nutritional and metabolic diseases (E00-E88)
injury, poisoning and certain other consequences of external causes (S00-T88)
neoplasms (C00-D49)
symptoms, signs and abnormal clinical and laboratory findings, not elsewhere classified (R00-R94)

This chapter contains the following blocks:

G00-G09	Inflammatory diseases of the central nervous system
G10-G14	Systemic atrophies primarily affecting the central nervous system
G20-G26	Extrapyramidal and movement disorders
G30-G32	Other degenerative diseases of the nervous system
G35-G37	Demyelinating diseases of the central nervous system
G40-G47	Episodic and paroxysmal disorders
G50-G59	Nerve, nerve root and plexus disorders
G60-G65	Polyneuropathies and other disorders of the peripheral nervous system
G70-G73	Diseases of myoneural junction and muscle
G80-G83	Cerebral palsy and other paralytic syndromes
G89-G99	Other disorders of the nervous system

Inflammatory diseases of the central nervous system (G00-G09)

4th G00 **Bacterial meningitis, not elsewhere classified (Figure 6.1)**

INCLUDES *bacterial arachnoiditis*
bacterial leptomeningitis
bacterial meningitis
bacterial pachymeningitis

EXCLUDES1 *bacterial meningoencephalitis (G04.2)*
bacterial meningomyelitis (G04.2)

G00.0 **Hemophilus meningitis** MCC CC/MCC Ex0
Meningitis due to Hemophilus influenzae

G00.1 **Pneumococcal meningitis** MCC CC/MCC Ex0
▶Meningitis◀ due to Streptococcal pneumoniae

G00.2 **Streptococcal meningitis** MCC CC/MCC Ex0
Use additional code to further identify organism (B95.0-B95.5)

G00.3 **Staphylococcal meningitis** MCC CC/MCC Ex0
Use additional code to further identify organism (B95.61-B95.8)

G00.8 **Other bacterial meningitis** MCC CC/MCC Ex0
Meningitis due to Escherichia coli
Meningitis due to Friedländer's bacillus
Meningitis due to Klebsiella
Use additional code to further identify organism (B96.-)

G00.9 **Bacterial meningitis, unspecified** MCC CC/MCC Ex0
Meningitis due to gram-negative bacteria, unspecified
Purulent meningitis NOS
Pyogenic meningitis NOS
Suppurative meningitis NOS

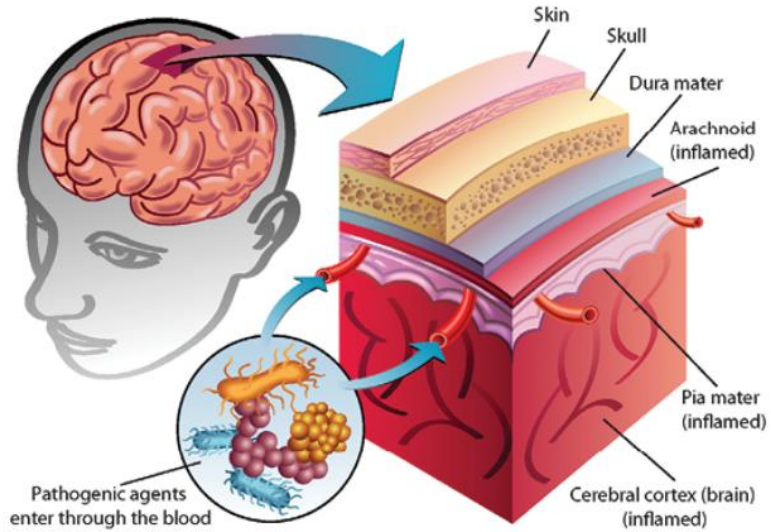

Figure 6.1 Meningitis

G01 Meningitis in bacterial diseases classified elsewhere

Code first underlying disease

EXCLUDES *meningitis (in):*

gonococcal (A54.81)
leptospirosis (A27.81)
listeriosis (A32.11)
Lyme disease (A69.21)
meningococcal (A39.0)
neurosyphilis (A52.13)
tuberculosis (A17.0)
meningoencephalitis and meningomyelitis in bacterial diseases classified elsewhere (G05)

G02 Meningitis in other infectious and parasitic diseases classified elsewhere MCC CC/MCC Exc

Code first underlying disease, such as:
- African trypanosomiasis (B56.-)
- poliovirus infection (A80.-)

EXCLUDES *candidal meningitis (B37.5)*
- *coccidioidomycosis meningitis (B38.4)*
- *cryptococcal meningitis (B45.1)*
- *herpesviral [herpes simplex] meningitis (B00.3)*
- *infectious mononucleosis complicated by meningitis (B27.- with fifth character 2)*
- *measles complicated by meningitis (B05.1)*
- *meningoencephalitis and meningomyelitis in other infectious and parasitic diseases classified elsewhere (G05)*
- *mumps meningitis (B26.1)*
- *rubella meningitis (B06.02)*
- *varicella [chickenpox] meningitis (B01.0)*
- *zoster meningitis (B02.1)*

G03 Meningitis due to other and unspecified causes

INCLUDES *arachnoiditis NOS*
- *leptomeningitis NOS*
- *meningitis NOS*
- *pachymeningitis NOS*

EXCLUDES *meningoencephalitis (G04.-)*
- *meningomyelitis (G04.-)*

G03.0 Nonpyogenic meningitis MCC CC/MCC Exc
- Aseptic meningitis
- Nonbacterial meningitis

G03.1 Chronic meningitis CC CC/MCC Exc

G03.2 Benign recurrent meningitis [Mollaret] CC CC/MCC Exc

G03.8 Meningitis due to other specified causes MCC CC/MCC Exc

G03.9 Meningitis, unspecified MCC CC/MCC Exc
- Arachnoiditis (spinal) NOS

G04 Encephalitis, myelitis and encephalomyelitis

INCLUDES *acute ascending myelitis*
- *meningoencephalitis*
- *meningomyelitis*

encephalopathy NOS (G93.40)

acute transverse myelitis (G37.3)

alcoholic encephalopathy (G31.2)

multiple sclerosis ►(G35-)◄

myalgic encephalomyelitis (G93.32)

subacute necrotizing myelitis (G37.4)

toxic encephalitis (G92.8)

toxic encephalopathy (G92.8)

G04.0 Acute disseminated encephalitis and encephalomyelitis (ADEM)

acute necrotizing hemorrhagic encephalopathy (G04.3-)

other noninfectious acute disseminated encephalomyelitis (noninfectious ADEM) (G04.81)

G04.00 Acute disseminated encephalitis and encephalomyelitis, unspecified MCC CC/MCC Exc

G04.01 Postinfectious acute disseminated encephalitis and encephalomyelitis (postinfectious ADEM) MCC CC/MCC Exc

post chickenpox encephalitis (B01.1)

post measles encephalitis (B05.0)

post measles myelitis (B05.1)

G04.02 Postimmunization acute disseminated encephalitis, myelitis and encephalomyelitis MCC CC/MCC Exc

Encephalitis, post immunization

Encephalomyelitis, post immunization

Use additional code to identify the vaccine (T50.A-, T50.B-, T50.Z-)

G04.1 Tropical spastic paraplegia CC MCC RxMCC CC/MCC Exc

G04.2 Bacterial meningoencephalitis and meningomyelitis, not elsewhere classified MCC CC/MCC Exc

G04.3 Acute necrotizing hemorrhagic encephalopathy

acute disseminated encephalitis and encephalomyelitis (G04.0-)

G04.30 Acute necrotizing hemorrhagic encephalopathy, unspecified MCC CC/MCC Exc

G04.31 Postinfectious acute necrotizing hemorrhagic encephalopathy MCC CC/MCC Exc

G04.32 Postimmunization acute necrotizing hemorrhagic encephalopathy MCC CC/MCC Exc

Use additional code to identify the vaccine (T50.A-, T50.B-, T50.Z-)

G04.39 Other acute necrotizing hemorrhagic encephalopathy MCC CC/MCC Exc

Code also underlying etiology, if applicable

G04.8 **Other encephalitis, myelitis and encephalomyelitis**

Code also any associated seizure (G40.-, R56.9)

G04.81 **Other encephalitis and encephalomyelitis** MCC CC/MCC Exc

Noninfectious acute disseminated encephalomyelitis (noninfectious ADEM)

G04.82 **Acute flaccid myelitis** HCC MCC NoHCC CC/MCC Exc

EXCLUDES1 *transverse myelitis (G37.3)*

G04.89 **Other myelitis** HCC MCC NoHCC CC/MCC Exc

AHA: Q1 2020

G04.9 **Encephalitis, myelitis and encephalomyelitis, unspecified**

G04.90 **Encephalitis and encephalomyelitis, unspecified** MCC CC/MCC Exc

Ventriculitis (cerebral) NOS

G04.91 **Myelitis, unspecified** HCC MCC NoHCC CC/MCC Exc

G05 **Encephalitis, myelitis and encephalomyelitis in diseases classified elsewhere**

Code first underlying disease, such as:

congenital toxoplasmosis encephalitis, myelitis and encephalomyelitis (P37.1)

cytomegaloviral encephalitis, myelitis and encephalomyelitis (B25.8)

encephalitis, myelitis and encephalomyelitis (in) systemic lupus erythematosus (M32.19)

eosinophilic meningoencephalitis (B83.2)

human immunodeficiency virus [HIV] disease (B20)

poliovirus (A80.-)

suppurative otitis media (H66.01-H66.4)

systemic lupus erythematosus (M32.19)

trichinellosis (B75)

EXCLUDES1 *adenoviral encephalitis, myelitis and encephalomyelitis (A85.1)*

encephalitis, myelitis and encephalomyelitis (in) measles (B05.0)

enteroviral encephalitis, myelitis and encephalomyelitis (A85.0)

herpesviral [herpes simplex] encephalitis, myelitis and encephalomyelitis (B00.4)

listerial encephalitis, myelitis and encephalomyelitis (A32.12)

meningococcal encephalitis, myelitis and encephalomyelitis (A39.81)

mumps encephalitis, myelitis and encephalomyelitis (B26.2)

postchickenpox encephalitis, myelitis and encephalomyelitis (B01.1-)

rubella encephalitis, myelitis and encephalomyelitis (B06.01)

toxoplasmosis encephalitis, myelitis and encephalomyelitis (B58.2)

zoster encephalitis, myelitis and encephalomyelitis (B02.0)

G05.3 **Encephalitis and encephalomyelitis in diseases classified elsewhere** MCC CC/MCC Exc

Meningoencephalitis in diseases classified elsewhere

Code first underlying disease

G05.4 **Myelitis in diseases classified elsewhere** SICD MCC RobMCC CC/MCC Exc

Meningomyelitis in diseases classified elsewhere

G06 **Intracranial and intraspinal abscess and granuloma**

Use additional code (B95-B97) to identify infectious agent.

G06.0 **Intracranial abscess and granuloma** MCC CC/MCC Exc

Brain [any part] abscess (embolic)

Cerebellar abscess (embolic)

Cerebral abscess (embolic)

Intracranial epidural abscess or granuloma

Intracranial extradural abscess or granuloma

Intracranial subdural abscess or granuloma

Otogenic abscess (embolic)

Excludes1 *tuberculous intracranial abscess and granuloma (A17.81)*

G06.1 **Intraspinal abscess and granuloma** MCC CC/MCC Exc

Abscess (embolic) of spinal cord [any part]

Intraspinal epidural abscess or granuloma

Intraspinal extradural abscess or granuloma

Intraspinal subdural abscess or granuloma

Excludes1 *tuberculous intraspinal abscess and granuloma (A17.81)*

G06.2 **Extradural and subdural abscess, unspecified** MCC CC/MCC Exc

G07 **Intracranial and intraspinal abscess and granuloma in diseases classified elsewhere** MCC CC/MCC Exc

Code first underlying disease, such as:

schistosomiasis granuloma of brain (B65.-)

Excludes1 *abscess of brain:*

amebic (A06.6)

chromomycotic (B43.1)

gonococcal (A54.82)

tuberculous (A17.81)

tuberculoma of meninges (A17.1)

G08 Intracranial and intraspinal phlebitis and thrombophlebitis MCC CC/MCC Exc

Septic embolism of intracranial or intraspinal venous sinuses and veins
Septic endophlebitis of intracranial or intraspinal venous sinuses and veins
Septic phlebitis of intracranial or intraspinal venous sinuses and veins
Septic thrombophlebitis of intracranial or intraspinal venous sinuses and veins
Septic thrombosis of intracranial or intraspinal venous sinuses and veins

Excludes1 *intracranial phlebitis and thrombophlebitis complicating:*
abortion, ectopic or molar pregnancy (O00-O07, O08.7)
pregnancy, childbirth and the puerperium (O22.5, O87.3)
nonpyogenic intracranial phlebitis and thrombophlebitis (I67.6)

Excludes2 *intracranial phlebitis and thrombophlebitis complicating nonpyogenic intraspinal phlebitis and thrombophlebitis (G95.1)*

G09 Sequelae of inflammatory diseases of central nervous system

NOTES Category G09 is to be used to indicate conditions whose primary classification is to G00-G08 as the cause of sequelae, themselves classifiable elsewhere. The 'sequelae' include conditions specified as residuals.

Code first condition resulting from (sequela) of inflammatory diseases of central nervous system

Systemic atrophies primarily affecting the central nervous system (G10-G14)

G10 **Huntington's disease** CC MCC MCC CC/MCC Excl

Huntington's chorea

Huntington's dementia

Use additional code, if applicable, to identify:

dementia with anxiety (F02.84, F02.A4, F02.B4, F02.C4)

dementia with behavioral disturbance (F02.81-, F02.A1-, F02.B1-, F02.C1-)

dementia with mood disturbance (F02.83, F02.A3, F02.B3, F02.C3)

dementia with psychotic disturbance (F02.82, F02.A2, F02.B2, F02.C2)

dementia without behavioral disturbance (F02.80, F02.A0, F02.B0, F02.C0)

mild neurocognitive disorder due to known physiological condition (F06.7-)

4th G11 **Hereditary ataxia**

DEFINITION: Ataxia is lack of muscle coordination when attempting voluntary movement.

Excludes *cerebral palsy (G80.-)*

hereditary and idiopathic neuropathy (G60.-)

metabolic disorders (E70-E88)

G11.0 **Congenital nonprogressive ataxia** CC MCC CC/MCC Excl

6th G11.1 **Early-onset cerebellar ataxia**

G11.10 **Early-onset cerebellar ataxia, unspecified** CC MCC CC/MCC Excl

AHA: Q4 2020

G11.11 **Friedreich ataxia** CC MCC CC/MCC Excl

AHA: Q4 2020

Autosomal recessive Friedreich ataxia

Friedreich ataxia with retained reflexes

G11.19 **Other early-onset cerebellar ataxia** CC MCC CC/MCC Excl

AHA: Q4 2020

Early-onset cerebellar ataxia with essential tremor

Early-onset cerebellar ataxia with myoclonus [Hunt's ataxia]

Early-onset cerebellar ataxia with retained tendon reflexes

X-linked recessive spinocerebellar ataxia

G11.2 **Late-onset cerebellar ataxia** A CC MCC CC/MCC Excl

G11.3 **Cerebellar ataxia with defective DNA repair** CC MCC CC/MCC Excl

Ataxia telangiectasia [Louis-Bar]

Excludes *Cockayne's syndrome (Q87.19)*

other disorders of purine and pyrimidine metabolism (E79.-)

xeroderma pigmentosum (Q82.1)

G11.4 Hereditary spastic paraplegia CC MCC CC/MCC Exc

G11.5 Hypomyelination - hypogonadotropic hypogonadism - hypodontia CC MCC CC/MCC Exc

4H syndrome

Pol III-related leukodystrophy

G11.6 Leukodystrophy with vanishing white matter disease CC MCC CC/MCC Exc

G11.8 Other hereditary ataxias CC MCC CC/MCC Exc

G11.9 Hereditary ataxia, unspecified CC MCC CC/MCC Exc

Hereditary cerebellar ataxia NOS

Hereditary cerebellar degeneration

Hereditary cerebellar disease

Hereditary cerebellar syndrome

4th G12 Spinal muscular atrophy and related syndromes

G12.0 Infantile spinal muscular atrophy, type I [Werdnig-Hoffman] CC MCC MxMCC CC/MCC Exc

G12.1 Other inherited spinal muscular atrophy CC MCC MxMCC CC/MCC Exc

Adult form spinal muscular atrophy

Childhood form, type II spinal muscular atrophy

Distal spinal muscular atrophy

Juvenile form, type III spinal muscular atrophy [Kugelberg-Welander]

Progressive bulbar palsy of childhood [Fazio-Londe]

Scapuloperoneal form spinal muscular atrophy

5th G12.2 Motor neuron disease

G12.20 Motor neuron disease, unspecified CC MCC MxMCC CC/MCC Exc

G12.21 Amyotrophic lateral sclerosis A CC MCC MxMCC CC/MCC Exc

G12.22 Progressive bulbar palsy CC MCC MxMCC CC/MCC Exc

G12.23 Primary lateral sclerosis CC MCC MxMCC CC/MCC Exc

G12.24 Familial motor neuron disease CC MCC MxMCC CC/MCC Exc

G12.25 Progressive spinal muscle atrophy CC MCC MxMCC CC/MCC Exc

G12.29 Other motor neuron disease CC MCC MxMCC CC/MCC Exc

G12.8 Other spinal muscular atrophies and related syndromes CC MCC MxMCC CC/MCC Exc

G12.9 Spinal muscular atrophy, unspecified CC MCC MxMCC CC/MCC Exc

G13 Systemic atrophies primarily affecting central nervous system in diseases classified elsewhere

- **G13.0** Paraneoplastic neuromyopathy and neuropathy DxHCC
  - Carcinomatous neuromyopathy
  - Sensorial paraneoplastic neuropathy [Denny Brown]
  - **Code first** underlying neoplasm (C00-D49)
- **G13.1** Other systemic atrophy primarily affecting central nervous system in neoplastic disease DxHCC
  - Paraneoplastic limbic encephalopathy
  - **Code first** underlying neoplasm (C00-D49)
- **G13.2** Systemic atrophy primarily affecting the central nervous system in myxedema DxHCC
  - **Code first** underlying disease, such as:
    - hypothyroidism (E03.-)
    - myxedematous congenital iodine deficiency (E00.1)
- **G13.8** Systemic atrophy primarily affecting central nervous system in other diseases classified elsewhere DxHCC
  - **Code first** underlying disease

G14 Postpolio syndrome HCC

INCLUDES *postpolio myelitic syndrome*

SEQUELA *sequelae of poliomyelitis (B91)*

Extrapyramidal and movement disorders (G20-G26)

4th G20 Parkinson's disease

See Official Guidelines, "Etiology/manifestation convention" I.A.13

Hemiparkinsonism

Idiopathic Parkinsonism or Parkinson's disease

Paralysis agitans

Primary Parkinsonism or Parkinson's disease

Use additional code, if applicable, to identify:

- dementia with anxiety (F02.84, F02.A4, F02.B4, F02.C4)
- dementia with behavioral disturbance (F02.81-, F02.A1-, F02.B1-, F02.C1-)
- dementia with mood disturbance (F02.83, F02.A3, F02.B3, F02.C3)
- dementia with psychotic disturbance (F02.82, F02.A2, F02.B2, F02.C2)
- dementia without behavioral disturbance (F02.80, F02.A0, F02.B0, F02.C0)
- mild neurocognitive disorder due to known physiological condition (F06.7-)

6th G20.A Parkinson's disease without dyskinesia

G20.A1 Parkinson's disease without dyskinesia, without mention of fluctuations HCC RxHCC CC/MCC Exc

Parkinson's disease NOS

Parkinson's disease without dyskinesia, without mention of OFF episodes

G20.A2 Parkinson's disease without dyskinesia, with fluctuations HCC RxHCC CC/MCC Exc

Parkinson's disease without dyskinesia, with OFF episodes

6th G20.B Parkinson's disease with dyskinesia

EXCLUDES *drug induced dystonia (G24.0-)*

G20.B1 Parkinson's disease with dyskinesia, without mention of fluctuations HCC RxHCC CC/MCC Exc

Parkinson's disease with dyskinesia, without mention of OFF episodes

G20.B2 Parkinson's disease with dyskinesia, with fluctuations HCC RxHCC CC/MCC Exc

Parkinson's disease with dyskinesia, with OFF episodes

G20.C Parkinsonism, unspecified HCC RxHCC CC/MCC Exc

Parkinsonism, NOS

EXCLUDES *Parkinson's disease NOS (G20.A1)*

Parkinson's disease with dyskinesia (G20.B-)

Parkinson's disease without dyskinesia (G20.A-)

secondary parkinsonism (G21.-)

G21 Secondary parkinsonism

Excludes1 *Huntington's disease (G10)*

neurocognitive disorder with Lewy bodies (G31.83)

Shy-Drager syndrome (G90.3)

syphilitic Parkinsonism (A52.19)

G21.0 Malignant neuroleptic syndrome MCC CC/MCC Exc

Use additional code for adverse effect, if applicable, to identify drug (T43.3X5, T43.4X5, T43.505, T43.595)

Excludes1 *neuroleptic induced parkinsonism (G21.11)*

G21.1 Other drug-induced secondary parkinsonism

G21.11 Neuroleptic induced parkinsonism CC MxHCC CC/MCC Exc

Use additional code for adverse effect, if applicable, to identify drug (T43.3X5, T43.4X5, T43.505, T43.595)

Excludes1 *malignant neuroleptic syndrome (G21.0)*

G21.19 Other drug induced secondary parkinsonism CC MxHCC CC/MCC Exc

Other medication-induced parkinsonism

Use additional code for adverse effect, if applicable, to identify drug (T36-T50 with fifth or sixth character 5)

G21.2 Secondary parkinsonism due to other external agents CC MxHCC CC/MCC Exc

Code first (T51-T65) to identify external agent

G21.3 Postencephalitic parkinsonism CC MCC MxHCC CC/MCC Exc

G21.4 Vascular parkinsonism MCC MxHCC CC/MCC Exc

G21.8 Other secondary parkinsonism CC MCC MxHCC CC/MCC Exc

G21.9 Secondary parkinsonism, unspecified CC MCC MxHCC CC/MCC Exc

G23 Other degenerative diseases of basal ganglia

Excludes1 *multi-system degeneration of the autonomic nervous system (G90.3)*

G23.0 Hallervorden-Spatz disease CC MCC MxHCC CC/MCC Exc

Pigmentary pallidal degeneration

G23.1 Progressive supranuclear ophthalmoplegia [Steele-Richardson-Olszewski] CC MCC MxHCC CC/MCC Exc

Progressive supranuclear palsy

G23.2 Striatonigral degeneration CC MCC MxHCC CC/MCC Exc

G23.3 Hypomyelination with atrophy of the basal ganglia and cerebellum CC MCC MxHCC CC/MCC Exc

H-ABC

*TUBB4A-related neurologic disorders

G23.8 **Other specified degenerative diseases of basal ganglia** CC MCC TbdMCC CC/MCC Exc

Calcification of basal ganglia

G23.9 **Degenerative disease of basal ganglia, unspecified** CC MCC TbdMCC CC/MCC Exc

4th G24 **Dystonia**

DEFINITION: Dystonia is a movement disorder that causes involuntary, often repetitive, movements and postures.

INCLUDES *dyskinesia*

EXCLUDES *athetoid cerebral palsy (G80.3)*

5th G24.0 **Drug induced dystonia**

Use additional code for adverse effect, if applicable, to identify drug (T36-T50 with fifth or sixth character 5)

G24.01 **Drug induced subacute dyskinesia** CC/MCC Exc

Drug induced blepharospasm
Drug induced orofacial dyskinesia
Neuroleptic induced tardive dyskinesia
Tardive dyskinesia

G24.02 **Drug induced acute dystonia** CC CC/MCC Exc

Acute dystonic reaction to drugs
Neuroleptic induced acute dystonia

G24.09 **Other drug induced dystonia** CC CC/MCC Exc

G24.1 **Genetic torsion dystonia** CC/MCC Exc

Dystonia deformans progressiva
Dystonia musculorum deformans
Familial torsion dystonia
Idiopathic familial dystonia
Idiopathic (torsion) dystonia NOS
(Schwalbe-) Ziehen-Oppenheim disease

G24.2 **Idiopathic nonfamilial dystonia** CC CC/MCC Exc

G24.3 **Spasmodic torticollis** CC/MCC Exc

EXCLUDES *congenital torticollis (Q68.0)*
hysterical torticollis (F44.4)
ocular torticollis (R29.891)
psychogenic torticollis (F45.8)
torticollis NOS (M43.6)
traumatic recurrent torticollis (S13.4)

G24.4 **Idiopathic orofacial dystonia** CC/MCC Excl

Orofacial dyskinesia

Excludes *drug induced orofacial dyskinesia (G24.01)*

G24.5 **Blepharospasm** CC/MCC Excl

Excludes *drug induced blepharospasm (G24.01)*

G24.8 **Other dystonia** CC CC/MCC Excl

Acquired torsion dystonia NOS

G24.9 **Dystonia, unspecified** CC/MCC Excl

Dyskinesia NOS

4th G25 **Other extrapyramidal and movement disorders**

Excludes *sleep related movement disorders (G47.6-)*

G25.0 **Essential tremor** CC/MCC Excl

Familial tremor

Excludes *tremor NOS (R25.1)*

G25.1 **Drug-induced tremor** CC/MCC Excl

Use additional code for adverse effect, if applicable, to identify drug (T36-T50 with fifth or sixth character 5)

G25.2 **Other specified forms of tremor** CC/MCC Excl

Intention tremor

G25.3 **Myoclonus** CC/MCC Excl

Drug-induced myoclonus

Palatal myoclonus

Use additional code for adverse effect, if applicable, to identify drug (T36-T50 with fifth or sixth character 5)

Excludes *facial myokymia (G51.4)*

myoclonic epilepsy (G40.-)

G25.4 **Drug-induced chorea** CC/MCC Excl

Use additional code for adverse effect, if applicable, to identify drug (T36-T50 with fifth or sixth character 5)

G25.5 **Other chorea** CC/MCC Excl

Chorea NOS

Excludes *chorea NOS with heart involvement (I02.0)*

Huntington's chorea (G10)

rheumatic chorea (I02.-)

Sydenham's chorea (I02.-)

- G25.6 Drug induced tics and other tics of organic origin
  - G25.61 Drug induced tics CC/MCC Exc
    - Use additional code for adverse effect, if applicable, to identify drug (T36-T50 with fifth or sixth character 5)
  - G25.69 Other tics of organic origin CC/MCC Exc
    - EXCLUDES1 *habit spasm (F95.9)*
      - *tic NOS (F95.9)*
      - *Tourette's syndrome (F95.2)*
- G25.7 Other and unspecified drug induced movement disorders
  - Use additional code for adverse effect, if applicable, to identify drug (T36-T50 with fifth or sixth character 5)
  - G25.70 Drug induced movement disorder, unspecified CC/MCC Exc
  - G25.71 Drug induced akathisia CC/MCC Exc
    - Drug induced acathisia
    - Neuroleptic induced acute akathisia
    - Tardive akathisia
  - G25.79 Other drug induced movement disorders CC/MCC Exc
- G25.8 Other specified extrapyramidal and movement disorders
  - G25.81 Restless legs syndrome
  - G25.82 Stiff-man syndrome CC CC/MCC Exc
  - G25.83 Benign shuddering attacks CC/MCC Exc
  - G25.89 Other specified extrapyramidal and movement disorders CC/MCC Exc
- G25.9 Extrapyramidal and movement disorder, unspecified CC CC/MCC Exc
- G26 Extrapyramidal and movement disorders in diseases classified elsewhere
  - Code first underlying disease

Other degenerative diseases of the nervous system (G30-G32)

G30 **Alzheimer's disease**

INCLUDES *Alzheimer's dementia senile and presenile forms*

Use additional code, if applicable, to identify:

delirium, if applicable (F05)

dementia with anxiety (F02.84, F02.A4, F02.B4, F02.C4)

dementia with behavioral disturbance (F02.81-, F02.A1-, F02.B1-, F02.C1-)

dementia with mood disturbance (F02.83, F02.A3, F02.B3, F02.C3)

dementia with psychotic disturbance (F02.82, F02.A2, F02.B2, F02.C2)

dementia without behavioral disturbance (F02.80, F02.A0, F02.B0, F02.C0)

mild neurocognitive disorder due to known physiological condition (F06.7-)

EXCLUDES1 *senile degeneration of brain NEC (G31.1)*

senile dementia NOS (F03.-)

senility NOS (R41.81)

G30.0 **Alzheimer's disease with early onset** MCC MoMCC CC/MCC Exc

G30.1 **Alzheimer's disease with late onset** A MCC MoMCC CC/MCC Exc

AHA: Q4 2022

G30.8 **Other Alzheimer's disease** MCC MoMCC CC/MCC Exc

G30.9 **Alzheimer's disease, unspecified** MCC MoMCC CC/MCC Exc

AHA: Q1 2017, Q2 2016

G31 **Other degenerative diseases of nervous system, not elsewhere classified**

Use additional code, if applicable, for codes G31.0-G31.83, G31.85-G31.9, to identify:

dementia with anxiety (F02.84, F02.A4, F02.B4, F02.C4)

dementia with behavioral disturbance (F02.81-, F02.A1-, F02.B1-, F02.C1-)

dementia with mood disturbance (F02.83, F02.A3, F02.B3, F02.C3)

dementia with psychotic disturbance (F02.82, F02.A2, F02.B2, F02.C2)

dementia without behavioral disturbance (F02.80, F02.A0, F02.B0, F02.C0)

mild neurocognitive disorder due to known physiological condition (F06.7-)

EXCLUDES1 *Reye's syndrome (G93.7)*

G31.0 **Frontotemporal dementia**

G31.01 **Pick's disease** MCC MoMCC CC/MCC Exc

Primary progressive aphasia

Progressive isolated aphasia

G31.09 **Other frontotemporal neurocognitive disorder** MCC RxMCC CC/MCC Exc

Frontal dementia

Use additional code, if applicable, to identify mild neurocognitive disorders due to known physiological condition (F06.7-)

G31.1 **Senile degeneration of brain, not elsewhere classified** RxMCC CC/MCC Exc

DEMENTIA *Alzheimer's disease (G30.-)*

senility NOS (R41.81)

G31.2 **Degeneration of nervous system due to alcohol** RxMCC CC/MCC Exc

Alcoholic cerebellar ataxia

Alcoholic cerebellar degeneration

Alcoholic cerebral degeneration

Alcoholic encephalopathy

Dysfunction of the autonomic nervous system due to alcohol

Code also associated alcoholism (F10.-)

5 G31.8 **Other specified degenerative diseases of nervous system**

G31.80 **Leukodystrophy, unspecified** MCC CC/MCC Exc

G31.81 **Alpers disease** CC MCC RxMCC CC/MCC Exc

AHA: Q2 2017

Grey-matter degeneration

G31.82 **Leigh's disease** CC MCC RxMCC CC/MCC Exc

Subacute necrotizing encephalopathy

G31.83 **Neurocognitive disorder with Lewy bodies** MCC RxMCC CC/MCC Exc

AHA: Q2 2017, Q4 2016

Lewy body dementia

Lewy body disease

Use additional code, if applicable, to identify mild neurocognitive disorders due to known physiological condition (F06.7-)

G31.84 **Mild cognitive impairment of uncertain or unknown etiology** CC/MCC Exc

AHA: Q3 2021

Mild cognitive disorder NOS

Mild neurocognitive disorder of uncertain or unknown etiology

Use additional code to identify presence of:

alcohol abuse and dependence (F10.-)

exposure to environmental tobacco smoke (Z77.22)

history of tobacco dependence (Z87.891)

hypertension (I10-I1A)

occupational exposure to environmental tobacco smoke (Z57.31)

tobacco dependence (F17.-)

tobacco use (Z72.0)

EXCLUDES *age related cognitive decline (R41.81)*
altered mental status (R41.82)
cerebral degeneration (G31.9)
cerebrovascular diseases (I60-I69)
change in mental status (R41.82)
cognitive deficits following (sequelae of) cerebral hemorrhage or infarction (I69.01-, I69.11-, I69.21-, I69.31-, I69.81-, I69.91-)
cognitive impairment due to intracranial or head injury (S06.-)
dementia (F01.-, F02.-, F03.-)
mild neurocognitive disorder due to a known physiological condition (F06.7-)
neurologic neglect syndrome (R41.4)
personality change, nonpsychotic (F68.8)

G31.85 **Corticobasal degeneration** RxHCC CC/MCC Exc

G31.86 **Alexander disease** HCC RxHCC CC/MCC Exc

● G31.87 **Primary progressive apraxia of speech** CC/MCC Exc

G31.89 **Other specified degenerative diseases of nervous system** RxHCC CC/MCC Exc

G31.9 **Degenerative disease of nervous system, unspecified** RxHCC CC/MCC Exc

AHA: Q3 2021

4th G32 **Other degenerative disorders of nervous system in diseases classified elsewhere**

G32.0 **Subacute combined degeneration of spinal cord in diseases classified elsewhere** CC HCC RxHCC CC/MCC Exc

Dana-Putnam syndrome

Sclerosis of spinal cord (combined) (dorsolateral) (posterolateral)

Code first underlying disease, such as:

other dietary vitamin B12 deficiency anemia (D51.3)

vitamin B12 deficiency anemia due to intrinsic factor deficiency (D51.0)

vitamin B12 deficiency anemia, unspecified (D51.8)

vitamin B12 deficiency (E53.8)

EXCLUDES *syphilitic combined degeneration of spinal cord (A52.11)*

6th G32.8 **Other specified degenerative disorders of nervous system in diseases classified elsewhere**

Code first underlying disease, such as:

amyloidosis cerebral degeneration (E85.-)

cerebral degeneration (due to) hypothyroidism (E00.0-E03.9)

cerebral degeneration (due to) neoplasm (C00-D49)

cerebral degeneration (due to) vitamin B deficiency, except thiamine (E52-E53.-)

EXCLUDES *superior hemorrhagic polioencephalitis [Wernicke's encephalopathy] (E51.2)*

G32.81 **Cerebellar ataxia in diseases classified elsewhere** CC MCC CC/MCC Excl

Code first underlying disease, such as:

celiac disease (with gluten ataxia) (K90.0)

cerebellar ataxia (in) neoplastic disease (paraneoplastic cerebellar degeneration) (C00-D49)

non-celiac gluten ataxia (M35.9)

Excludes1 *systemic atrophy primarily affecting the central nervous system in alcoholic cerebellar ataxia (G31.2)*

systemic atrophy primarily affecting the central nervous system in myxedema (G13.2)

G32.89 **Other specified degenerative disorders of nervous system in diseases classified elsewhere**

Degenerative encephalopathy in diseases classified elsewhere

Demyelinating diseases of the central nervous system (G35-G37)

4th G35 **Multiple sclerosis** MCC MxMCC

- G35.A **Relapsing-remitting multiple sclerosis** CC/MCC Excl

  Excludes1 *demyelinating disease of central nervous system, unspecified (G37.9)*

- 6th G35.B **Primary progressive multiple sclerosis**
  - G35.B0 **Primary progressive multiple sclerosis, unspecified** CC/MCC Excl
  - G35.B1 **Active primary progressive multiple sclerosis** CC/MCC Excl

    *Primary progressive multiple sclerosis with evidence of inflammatory disease activity
  - G35.B2 **Non-active primary progressive multiple sclerosis** CC/MCC Excl

    *Primary progressive multiple sclerosis without evidence of inflammatory disease activity
- 6th G35.C **Secondary progressive multiple sclerosis**
  - G35.C0 **Secondary progressive multiple sclerosis, unspecified** CC/MCC Excl
  - G35.C1 **Active secondary progressive multiple sclerosis** CC/MCC Excl

    *Secondary progressive multiple sclerosis with evidence of inflammatory disease activity
  - G35.C2 **Non-active secondary progressive multiple sclerosis** CC/MCC Excl

    *Secondary progressive multiple sclerosis without evidence of inflammatory disease activity
- G35.D **Multiple sclerosis, unspecified** CC/MCC Excl

  *Disseminated multiple sclerosis

  *Generalized multiple sclerosis

  *Multiple sclerosis NOS

  *Multiple sclerosis of brain stem

  *Multiple sclerosis of cord

4th G36 **Other acute disseminated demyelination**

Excludes1 *postinfectious encephalitis and encephalomyelitis NOS (G04.01)*

G36.0 **Neuromyelitis optica [Devic]** CC MCC MxMCC CC/MCC Excl

Demyelination in optic neuritis

Excludes1 *optic neuritis NOS (H46)*

G36.1 **Acute and subacute hemorrhagic leukoencephalitis [Hurst]** CC MCC CC/MCC Excl

G36.8 **Other specified acute disseminated demyelination** CC MCC CC/MCC Excl

G36.9 **Acute disseminated demyelination, unspecified** CC MCC CC/MCC Excl

G37 Other demyelinating diseases of central nervous system

G37.0 Diffuse sclerosis of central nervous system CC HCC HoHCC CC/MCC Excl

Periaxial encephalitis

Schilder's disease

Excludes1 *X linked adrenoleukodystrophy (E71.52-)*

G37.1 Central demyelination of corpus callosum CC HCC CC/MCC Excl

G37.2 Central pontine myelinolysis CC HCC CC/MCC Excl

AHA: Q2 2022

G37.3 Acute transverse myelitis in demyelinating disease of central nervous system CC HCC HoHCC CC/MCC Excl

Acute transverse myelitis NOS

Acute transverse myelopathy

Excludes1 *acute flaccid myelitis (G04.82)*

multiple sclerosis ▶*(G35-)*◀

neuromyelitis optica [Devic] (G36.0)

G37.4 Subacute necrotizing myelitis of central nervous system HCC MCC HoHCC CC/MCC Excl

G37.5 Concentric sclerosis [Balo] of central nervous system CC HCC HoHCC CC/MCC Excl

G37.8 Other specified demyelinating diseases of central nervous system

G37.81 Myelin oligodendrocyte glycoprotein antibody disease CC HCC CC/MCC Excl

MOG antibody disease

Code also associated manifestations, if known, such as:

noninfectious acute disseminated encephalomyelitis (G04.81)

neuromyelitis optica (G36.0)

G37.89 Other specified demyelinating diseases of central nervous system CC HCC CC/MCC Excl

G37.9 Demyelinating disease of central nervous system, unspecified CC HCC CC/MCC Excl

*Clinically isolated syndromes

Episodic and paroxysmal disorders (G40-G47)

4th G40 **Epilepsy and recurrent seizures**

NOTES the following terms are to be considered equivalent to intractable: pharmacoresistant (pharmacologically resistant), treatment resistant, refractory (medically) and poorly controlled

Excludes *conversion disorder with seizures (F44.5)*
convulsions NOS (R56.9)
post traumatic seizures (R56.1)
seizure (convulsive) NOS (R56.9)
seizure of newborn (P90)

Excludes *hippocampal sclerosis (G93.81)*
mesial temporal sclerosis (G93.81)
temporal sclerosis (G93.81)
Todd's paralysis (G83.84)

5th G40.0 **Localization-related (focal) (partial) idiopathic epilepsy and epileptic syndromes with seizures of localized onset**

Benign childhood epilepsy with centrotemporal EEG spikes
Childhood epilepsy with occipital EEG paroxysms

Excludes *adult onset localization-related epilepsy (G40.1-, G40.2-)*

6th G40.00 **Localization-related (focal) (partial) idiopathic epilepsy and epileptic syndromes with seizures of localized onset, not intractable**

Localization-related (focal) (partial) idiopathic epilepsy and epileptic syndromes with seizures of localized onset without intractability

G40.001 **Localization-related (focal) (partial) idiopathic epilepsy and epileptic syndromes with seizures of localized onset, not intractable, with status epilepticus** CC MCC MxMCC CC/MCC Exc

G40.009 **Localization-related (focal) (partial) idiopathic epilepsy and epileptic syndromes with seizures of localized onset, not intractable, without status epilepticus** CC MCC MxMCC CC/MCC Exc

Localization-related (focal) (partial) idiopathic epilepsy and epileptic syndromes with seizures of localized onset NOS

6th G40.01 **Localization-related (focal) (partial) idiopathic epilepsy and epileptic syndromes with seizures of localized onset, intractable**

G40.011 **Localization-related (focal) (partial) idiopathic epilepsy and epileptic syndromes with seizures of localized onset, intractable, with status epilepticus** CC MCC MxMCC CC/MCC Exc

G40.019 **Localization-related (focal) (partial) idiopathic epilepsy and epileptic syndromes with seizures of localized onset, intractable, without status epilepticus** CC MCC MxMCC CC/MCC Exc

5th G40.1 **Localization-related (focal) (partial) symptomatic epilepsy and epileptic syndromes with simple partial seizures**

Attacks without alteration of consciousness
Epilepsia partialis continua [Kozhevnikof]
Simple partial seizures developing into secondarily generalized seizures

6th G40.10 **Localization-related (focal) (partial) symptomatic epilepsy and epileptic syndromes with simple partial seizures, not intractable**

Localization-related (focal) (partial) symptomatic epilepsy and epileptic syndromes with simple partial seizures without intractability

G40.101 **Localization-related (focal) (partial) symptomatic epilepsy and epileptic syndromes with simple partial seizures, not intractable, with status epilepticus** CC MCC MxMCC CC/MCC Exc

G40.109 **Localization-related (focal) (partial) symptomatic epilepsy and epileptic syndromes with simple partial seizures, not intractable, without status epilepticus** CC MCC MxMCC CC/MCC Exc

AHA: Q3 2023

Localization-related (focal) (partial) symptomatic epilepsy and epileptic syndromes with simple partial seizures NOS

- G40.11 Localization-related (focal) (partial) symptomatic epilepsy and epileptic syndromes with simple partial seizures, intractable
  - G40.111 Localization-related (focal) (partial) symptomatic epilepsy and epileptic syndromes with simple partial seizures, intractable, with status epilepticus CC MCC RxMCC CC/MCC Exc
  - G40.119 Localization-related (focal) (partial) symptomatic epilepsy and epileptic syndromes with simple partial seizures, intractable, without status epilepticus CC MCC RxMCC CC/MCC Exc
- G40.2 Localization-related (focal) (partial) symptomatic epilepsy and epileptic syndromes with complex partial seizures
  - Attacks with alteration of consciousness, often with automatisms
  - Complex partial seizures developing into secondarily generalized seizures
  - G40.20 Localization-related (focal) (partial) symptomatic epilepsy and epileptic syndromes with complex partial seizures, not intractable
    - Localization-related (focal) (partial) symptomatic epilepsy and epileptic syndromes with complex partial seizures without intractability
    - G40.201 Localization-related (focal) (partial) symptomatic epilepsy and epileptic syndromes with complex partial seizures, not intractable, with status epilepticus CC MCC RxMCC CC/MCC Exc
    - G40.209 Localization-related (focal) (partial) symptomatic epilepsy and epileptic syndromes with complex partial seizures, not intractable, without status epilepticus CC MCC RxMCC CC/MCC Exc
      - Localization-related (focal) (partial) symptomatic epilepsy and epileptic syndromes with complex partial seizures NOS
  - G40.21 Localization-related (focal) (partial) symptomatic epilepsy and epileptic syndromes with complex partial seizures, intractable
    - G40.211 Localization-related (focal) (partial) symptomatic epilepsy and epileptic syndromes with complex partial seizures, intractable, with status epilepticus CC MCC RxMCC CC/MCC Exc
    - G40.219 Localization-related (focal) (partial) symptomatic epilepsy and epileptic syndromes with complex partial seizures, intractable, without status epilepticus CC MCC RxMCC CC/MCC Exc
- G40.3 Generalized idiopathic epilepsy and epileptic syndromes
  - Code also MERRF syndrome, if applicable (E88.42)
  - G40.30 Generalized idiopathic epilepsy and epileptic syndromes, not intractable
    - Generalized idiopathic epilepsy and epileptic syndromes without intractability
    - G40.301 Generalized idiopathic epilepsy and epileptic syndromes, not intractable, with status epilepticus MCC MCC RxMCC CC/MCC Exc
    - G40.309 Generalized idiopathic epilepsy and epileptic syndromes, not intractable, without status epilepticus MCC RxMCC CC/MCC Exc
      - Generalized idiopathic epilepsy and epileptic syndromes NOS
  - G40.31 Generalized idiopathic epilepsy and epileptic syndromes, intractable
    - G40.311 Generalized idiopathic epilepsy and epileptic syndromes, intractable, with status epilepticus MCC MCC RxMCC CC/MCC Exc
    - G40.319 Generalized idiopathic epilepsy and epileptic syndromes, intractable, without status epilepticus MCC MCC RxMCC CC/MCC Exc
- G40.A Absence epileptic syndrome
  - Childhood absence epilepsy [pyknolepsy]
  - Juvenile absence epilepsy
  - Absence epileptic syndrome, NOS
  - G40.A0 Absence epileptic syndrome, not intractable
    - G40.A01 Absence epileptic syndrome, not intractable, with status epilepticus MCC RxMCC CC/MCC Exc
    - G40.A09 Absence epileptic syndrome, not intractable, without status epilepticus MCC RxMCC CC/MCC Exc
  - G40.A1 Absence epileptic syndrome, intractable
    - G40.A11 Absence epileptic syndrome, intractable, with status epilepticus CC MCC RxMCC CC/MCC Exc
    - G40.A19 Absence epileptic syndrome, intractable, without status epilepticus CC MCC RxMCC CC/MCC Exc

- G40.B Juvenile myoclonic epilepsy [impulsive petit mal]
  - G40.B0 Juvenile myoclonic epilepsy, not intractable
    - G40.B01 Juvenile myoclonic epilepsy, not intractable, with status epilepticus CC MCC HxMCC CC/MCC Exc
    - G40.B09 Juvenile myoclonic epilepsy, not intractable, without status epilepticus CC MCC HxMCC CC/MCC Exc
  - G40.B1 Juvenile myoclonic epilepsy, intractable
    - G40.B11 Juvenile myoclonic epilepsy, intractable, with status epilepticus CC MCC HxMCC CC/MCC Exc
    - G40.B19 Juvenile myoclonic epilepsy, intractable, without status epilepticus CC MCC HxMCC CC/MCC Exc
- G40.C Lafora progressive myoclonus epilepsy
  - Lafora body disease
  - Code also, if applicable, associated conditions such as dementia (F02.8-)
  - G40.C0 Lafora progressive myoclonus epilepsy, not intractable
    - G40.C01 Lafora progressive myoclonus epilepsy, not intractable, with status epilepticus CC MCC HxMCC CC/MCC Exc
    - G40.C09 Lafora progressive myoclonus epilepsy, not intractable, without status epilepticus CC MCC HxMCC CC/MCC Exc
      - Lafora progressive myoclonus epilepsy NOS
  - G40.C1 Lafora progressive myoclonus epilepsy, intractable
    - G40.C11 Lafora progressive myoclonus epilepsy, intractable, with status epilepticus CC MCC HxMCC CC/MCC Exc
    - G40.C19 Lafora progressive myoclonus epilepsy, intractable, without status epilepticus CC MCC HxMCC CC/MCC Exc
- G40.4 Other generalized epilepsy and epileptic syndromes
  - Epilepsy with grand mal seizures on awakening
  - Epilepsy with myoclonic absences
  - Epilepsy with myoclonic-astatic seizures
  - Grand mal seizure NOS
  - Nonspecific atonic epileptic seizures
  - Nonspecific clonic epileptic seizures
  - Nonspecific myoclonic epileptic seizures
  - Nonspecific tonic epileptic seizures
  - Nonspecific tonic-clonic epileptic seizures
  - Symptomatic early myoclonic encephalopathy
  - G40.40 Other generalized epilepsy and epileptic syndromes, not intractable
    - Other generalized epilepsy and epileptic syndromes without intractability
    - Other generalized epilepsy and epileptic syndromes NOS
    - G40.401 Other generalized epilepsy and epileptic syndromes, not intractable, with status epilepticus MCC HxMCC CC/MCC Exc
    - G40.409 Other generalized epilepsy and epileptic syndromes, not intractable, without status epilepticus MCC HxMCC CC/MCC Exc

G40.41 Other generalized epilepsy and epileptic syndromes, intractable

G40.411 Other generalized epilepsy and epileptic syndromes, intractable, with status epilepticus CC MCC MxHCC CC/MCC Exc

G40.419 Other generalized epilepsy and epileptic syndromes, intractable, without status epilepticus CC MCC MxHCC CC/MCC Exc

G40.42 Cyclin-Dependent Kinase-Like 5 Deficiency Disorder MCC MxHCC CC/MCC Exc

AHA: Q4 2020

CDKL5

Use additional code, if known, to identify associated manifestations, such as:

cortical blindness (H47.61-)

global developmental delay (F88)

G40.5 Epileptic seizures related to external causes

Epileptic seizures related to alcohol

Epileptic seizures related to drugs

Epileptic seizures related to hormonal changes

Epileptic seizures related to sleep deprivation

Epileptic seizures related to stress

Code also, if applicable, associated epilepsy and recurrent seizures (G40.-)

Use additional code for adverse effect, if applicable, to identify drug (T36-T50 with fifth or sixth character 5)

G40.50 Epileptic seizures related to external causes, not intractable

G40.501 Epileptic seizures related to external causes, not intractable, with status epilepticus CC MCC MxHCC CC/MCC Exc

G40.509 Epileptic seizures related to external causes, not intractable, without status epilepticus CC MCC MxHCC CC/MCC Exc

Epileptic seizures related to external causes, NOS

G40.8 Other epilepsy and recurrent seizures

Epilepsies and epileptic syndromes undetermined as to whether they are focal or generalized

Landau-Kleffner syndrome

G40.80 Other epilepsy

G40.801 Other epilepsy, not intractable, with status epilepticus CC MCC MxHCC CC/MCC Exc

Other epilepsy without intractability with status epilepticus

G40.802 Other epilepsy, not intractable, without status epilepticus CC MCC MxHCC CC/MCC Exc

Other epilepsy NOS

Other epilepsy without intractability without status epilepticus

G40.803 Other epilepsy, intractable, with status epilepticus CC MCC MxHCC CC/MCC Exc

G40.804 Other epilepsy, intractable, without status epilepticus CC MCC MxHCC CC/MCC Exc

G40.81 Lennox-Gastaut syndrome
- G40.811 Lennox-Gastaut syndrome, not intractable, with status epilepticus CC MCC NxMCC CC/MCC Exc
- G40.812 Lennox-Gastaut syndrome, not intractable, without status epilepticus CC MCC NxMCC CC/MCC Exc
- G40.813 Lennox-Gastaut syndrome, intractable, with status epilepticus CC MCC NxMCC CC/MCC Exc
- G40.814 Lennox-Gastaut syndrome, intractable, without status epilepticus CC MCC NxMCC CC/MCC Exc

G40.82 Epileptic spasms
- Infantile spasms
- Salaam attacks
- West's syndrome
- G40.821 Epileptic spasms, not intractable, with status epilepticus CC MCC NxMCC CC/MCC Exc
- G40.822 Epileptic spasms, not intractable, without status epilepticus CC MCC NxMCC CC/MCC Exc
- G40.823 Epileptic spasms, intractable, with status epilepticus CC MCC NxMCC CC/MCC Exc
- G40.824 Epileptic spasms, intractable, without status epilepticus CC MCC NxMCC CC/MCC Exc

G40.83 Dravet syndrome
- Polymorphic epilepsy in infancy (PMEI)
- Severe myoclonic epilepsy in infancy (SMEI)
- G40.833 Dravet syndrome, intractable, with status epilepticus CC MCC NxMCC CC/MCC Exc
  - AHA: Q4 2020
- G40.834 Dravet syndrome, intractable, without status epilepticus CC MCC NxMCC CC/MCC Exc
  - AHA: Q4 2020
  - Dravet syndrome NOS

G40.84 KCNQ2-related epilepsy
- G40.841 KCNQ2-related epilepsy, not intractable, with status epilepticus CC MCC NxMCC CC/MCC Exc
- G40.842 KCNQ2-related epilepsy, not intractable, without status epilepticus CC MCC NxMCC CC/MCC Exc
  - KCNQ2-related epilepsy NOS
- G40.843 KCNQ2-related epilepsy, intractable, with status epilepticus CC MCC NxMCC CC/MCC Exc
- G40.844 KCNQ2-related epilepsy, intractable, without status epilepticus CC MCC NxMCC CC/MCC Exc

G40.89 Other seizures CC MCC NxMCC CC/MCC Exc
- Excludes1 *post traumatic seizures (R56.1)*
- *recurrent seizures NOS (G40.909)*
- *seizure NOS (R56.9)*

5th G40.9 Epilepsy, unspecified

6th G40.90 Epilepsy, unspecified, not intractable

Epilepsy, unspecified, without intractability

G40.901 Epilepsy, unspecified, not intractable, with status epilepticus MCC RxMCC CC/MCC Exc

G40.909 Epilepsy, unspecified, not intractable, without status epilepticus MCC RxMCC CC/MCC Exc

AHA: Q2 2024, Q2 2021

Epilepsy NOS

Epileptic convulsions NOS

Epileptic fits NOS

Epileptic seizures NOS

Recurrent seizures NOS

Seizure disorder NOS

6th G40.91 Epilepsy, unspecified, intractable

Intractable seizure disorder NOS

G40.911 Epilepsy, unspecified, intractable, with status epilepticus CC MCC RxMCC CC/MCC Exc

G40.919 Epilepsy, unspecified, intractable, without status epilepticus CC MCC RxMCC CC/MCC Exc

4th G43 Migraine

NOTES the following terms are to be considered equivalent to intractable: pharmacoresistant (pharmacologically resistant), treatment resistant, refractory (medically) and poorly controlled

Use additional code for adverse effect, if applicable, to identify drug (T36-T50 with fifth or sixth character 5)

Excludes1 *headache NOS (R51.9)*

lower half migraine (G44.00)

Excludes2 *headache syndromes (G44.-)*

5th G43.0 Migraine without aura

Common migraine

Excludes1 *chronic migraine without aura (G43.7-)*

6th G43.00 Migraine without aura, not intractable

Migraine without aura without mention of refractory migraine

G43.001 Migraine without aura, not intractable, with status migrainosus RxMCC

G43.009 Migraine without aura, not intractable, without status migrainosus RxMCC

Migraine without aura NOS

6th G43.01 Migraine without aura, intractable

Migraine without aura with refractory migraine

G43.011 Migraine without aura, intractable, with status migrainosus RxMCC

G43.019 Migraine without aura, intractable, without status migrainosus RxMCC

G43.1 **Migraine with aura**
- Basilar migraine
- Classical migraine
- Migraine equivalents
- Migraine preceded or accompanied by transient focal neurological phenomena
- Migraine triggered seizures
- Migraine with acute-onset aura
- Migraine with aura without headache (migraine equivalents)
- Migraine with prolonged aura
- Migraine with typical aura
- Retinal migraine

Code also any associated seizure (G40.-, R56.9)

EXCLUDES *chronic migraine with aura (G43.E-)*

persistent migraine aura (G43.5-, G43.6-)

G43.10 **Migraine with aura, not intractable**

Migraine with aura without mention of refractory migraine

G43.101 **Migraine with aura, not intractable, with status migrainosus** RxHCC

G43.109 **Migraine with aura, not intractable, without status migrainosus** RxHCC

Migraine with aura NOS

G43.11 **Migraine with aura, intractable**

Migraine with aura with refractory migraine

G43.111 **Migraine with aura, intractable, with status migrainosus** RxHCC

G43.119 **Migraine with aura, intractable, without status migrainosus** RxHCC

G43.4 **Hemiplegic migraine**
- Familial migraine
- Sporadic migraine

G43.40 **Hemiplegic migraine, not intractable**

Hemiplegic migraine without refractory migraine

G43.401 **Hemiplegic migraine, not intractable, with status migrainosus** RxHCC

G43.409 **Hemiplegic migraine, not intractable, without status migrainosus** RxHCC

AHA: Q2 2025

Hemiplegic migraine NOS

6th G43.41 **Hemiplegic migraine, intractable**

Hemiplegic migraine with refractory migraine

G43.411 **Hemiplegic migraine, intractable, with status migrainosus** MxMCC

G43.419 **Hemiplegic migraine, intractable, without status migrainosus** MxMCC

5th G43.5 **Persistent migraine aura without cerebral infarction**

6th G43.50 **Persistent migraine aura without cerebral infarction, not intractable**

Persistent migraine aura without cerebral infarction, without refractory migraine

G43.501 **Persistent migraine aura without cerebral infarction, not intractable, with status migrainosus** MxMCC

G43.509 **Persistent migraine aura without cerebral infarction, not intractable, without status migrainosus** MxMCC

Persistent migraine aura NOS

6th G43.51 **Persistent migraine aura without cerebral infarction, intractable**

Persistent migraine aura without cerebral infarction, with refractory migraine

G43.511 **Persistent migraine aura without cerebral infarction, intractable, with status migrainosus** MxMCC

G43.519 **Persistent migraine aura without cerebral infarction, intractable, without status migrainosus** MxMCC

5th G43.6 **Persistent migraine aura with cerebral infarction**

Code also the type of cerebral infarction (I63.-)

6th G43.60 **Persistent migraine aura with cerebral infarction, not intractable**

Persistent migraine aura with cerebral infarction, without refractory migraine

G43.601 **Persistent migraine aura with cerebral infarction, not intractable, with status migrainosus** CC MxMCC CC/MCC Exc

G43.609 **Persistent migraine aura with cerebral infarction, not intractable, without status migrainosus** CC MxMCC CC/MCC Exc

6th G43.61 **Persistent migraine aura with cerebral infarction, intractable**

Persistent migraine aura with cerebral infarction, with refractory migraine

G43.611 **Persistent migraine aura with cerebral infarction, intractable, with status migrainosus** CC MxMCC CC/MCC Exc

G43.619 **Persistent migraine aura with cerebral infarction, intractable, without status migrainosus** CC MxMCC CC/MCC Exc

5th G43.7 **Chronic migraine without aura**

Transformed migraine

EXCLUDES1 *migraine without aura (G43.0-)*

6th G43.70 **Chronic migraine without aura, not intractable**

Chronic migraine without aura, without refractory migraine

G43.701 **Chronic migraine without aura, not intractable, with status migrainosus** MxMCC

G43.709 **Chronic migraine without aura, not intractable, without status migrainosus** MxMCC

Chronic migraine without aura NOS

6th G43.71 Chronic migraine without aura, intractable
Chronic migraine without aura, with refractory migraine
G43.711 Chronic migraine without aura, intractable, with status migrainosus MxHCC
G43.719 Chronic migraine without aura, intractable, without status migrainosus MxHCC
5th G43.A Cyclical vomiting
EXCLUDES1 *cyclical vomiting syndrome unrelated to migraine (R11.15)*
G43.A0 Cyclical vomiting, in migraine, not intractable MxHCC
AHA: Q4 2019
Cyclical vomiting, without refractory migraine
G43.A1 Cyclical vomiting, in migraine, intractable MxHCC
AHA: Q4 2019
Cyclical vomiting, with refractory migraine
5th G43.B Ophthalmoplegic migraine
G43.B0 Ophthalmoplegic migraine, not intractable MxHCC
Ophthalmoplegic migraine, without refractory migraine
G43.B1 Ophthalmoplegic migraine, intractable MxHCC
Ophthalmoplegic migraine, with refractory migraine
5th G43.C Periodic headache syndromes in child or adult
G43.C0 Periodic headache syndromes in child or adult, not intractable MxHCC
Periodic headache syndromes in child or adult, without refractory migraine
G43.C1 Periodic headache syndromes in child or adult, intractable MxHCC
Periodic headache syndromes in child or adult, with refractory migraine
5th G43.D Abdominal migraine
G43.D0 Abdominal migraine, not intractable MxHCC
Abdominal migraine, without refractory migraine
G43.D1 Abdominal migraine, intractable MxHCC
Abdominal migraine, with refractory migraine
5th G43.8 Other migraine
6th G43.80 Other migraine, not intractable
Other migraine, without refractory migraine
G43.801 Other migraine, not intractable, with status migrainosus MxHCC
G43.809 Other migraine, not intractable, without status migrainosus MxHCC

6th G43.81 **Other migraine, intractable**

Other migraine, with refractory migraine

G43.811 **Other migraine, intractable, with status migrainosus** MxHCC

G43.819 **Other migraine, intractable, without status migrainosus** MxHCC

6th G43.82 **Menstrual migraine, not intractable**

Menstrual headache, not intractable

Menstrual migraine, without refractory migraine

Menstrually related migraine, not intractable

Pre-menstrual headache, not intractable

Pre-menstrual migraine, not intractable

Pure menstrual migraine, not intractable

Code also associated premenstrual tension syndrome (N94.3)

G43.821 **Menstrual migraine, not intractable, with status migrainosus** MxHCC

G43.829 **Menstrual migraine, not intractable, without status migrainosus** MxHCC

Menstrual migraine NOS

6th G43.83 **Menstrual migraine, intractable**

Menstrual headache, intractable

Menstrual migraine, with refractory migraine

Menstrually related migraine, intractable

Pre-menstrual headache, intractable

Pre-menstrual migraine, intractable

Pure menstrual migraine, intractable

Code also associated premenstrual tension syndrome (N94.3)

G43.831 **Menstrual migraine, intractable, with status migrainosus** MxHCC

G43.839 **Menstrual migraine, intractable, without status migrainosus** MxHCC

5th G43.9 **Migraine, unspecified**

6th G43.90 **Migraine, unspecified, not intractable**

Migraine, unspecified, without refractory migraine

G43.901 **Migraine, unspecified, not intractable, with status migrainosus** MxHCC

Status migrainosus NOS

G43.909 **Migraine, unspecified, not intractable, without status migrainosus** MxHCC

Migraine NOS

G43.91 **Migraine, unspecified, intractable**

Migraine, unspecified, with refractory migraine

G43.911 **Migraine, unspecified, intractable, with status migrainosus** NoHCC

G43.919 **Migraine, unspecified, intractable, without status migrainosus** NoHCC

G43.E **Chronic migraine with aura**

EXCLUDES1 *migraine with aura (G43.1-)*

G43.E0 **Chronic migraine with aura, not intractable**

Chronic migraine with aura, without refractory migraine

G43.E01 **Chronic migraine with aura, not intractable, with status migrainosus** NoHCC

G43.E09 **Chronic migraine with aura, not intractable, without status migrainosus** NoHCC

Chronic migraine with aura NOS

G43.E1 **Chronic migraine with aura, intractable**

Chronic migraine with aura, with refractory migraine

G43.E11 **Chronic migraine with aura, intractable, with status migrainosus** NoHCC

G43.E19 **Chronic migraine with aura, intractable, without status migrainosus** NoHCC

G44 **Other headache syndromes**

EXCLUDES1 *headache NOS (R51.9)*

EXCLUDES2 *atypical facial pain (G50.1)*

headache due to lumbar puncture (G97.1)

migraines (G43.-)

trigeminal neuralgia (G50.0)

G44.0 **Cluster headaches and other trigeminal autonomic cephalgias (TAC)**

G44.00 **Cluster headache syndrome, unspecified**

Ciliary neuralgia

Cluster headache NOS

Histamine cephalgia

Lower half migraine

Migrainous neuralgia

G44.001 **Cluster headache syndrome, unspecified, intractable**

G44.009 **Cluster headache syndrome, unspecified, not intractable**

Cluster headache syndrome NOS

- G44.01 Episodic cluster headache
  - G44.011 Episodic cluster headache, intractable
  - G44.019 Episodic cluster headache, not intractable
    - Episodic cluster headache NOS
- G44.02 Chronic cluster headache
  - G44.021 Chronic cluster headache, intractable
  - G44.029 Chronic cluster headache, not intractable
    - Chronic cluster headache NOS
- G44.03 Episodic paroxysmal hemicrania
  - Paroxysmal hemicrania NOS
  - G44.031 Episodic paroxysmal hemicrania, intractable
  - G44.039 Episodic paroxysmal hemicrania, not intractable
    - Episodic paroxysmal hemicrania NOS
- G44.04 Chronic paroxysmal hemicrania
  - G44.041 Chronic paroxysmal hemicrania, intractable
  - G44.049 Chronic paroxysmal hemicrania, not intractable
    - Chronic paroxysmal hemicrania NOS
- G44.05 Short lasting unilateral neuralgiform headache with conjunctival injection and tearing (SUNCT)
  - G44.051 Short lasting unilateral neuralgiform headache with conjunctival injection and tearing (SUNCT), intractable
  - G44.059 Short lasting unilateral neuralgiform headache with conjunctival injection and tearing (SUNCT), not intractable
    - Short lasting unilateral neuralgiform headache with conjunctival injection and tearing (SUNCT) NOS
- G44.09 Other trigeminal autonomic cephalgias (TAC)
  - G44.091 Other trigeminal autonomic cephalgias (TAC), intractable
  - G44.099 Other trigeminal autonomic cephalgias (TAC), not intractable

G44.1 Vascular headache, not elsewhere classified

- [illegible] *cluster headache (G44.0)*
- *complicated headache syndromes (G44.5-)*
- *drug-induced headache (G44.4-)*
- *migraine (G43.-)*
- *other specified headache syndromes (G44.8-)*
- *post-traumatic headache (G44.3-)*
- *tension-type headache (G44.2-)*

- G44.2 Tension-type headache
  - G44.20 Tension-type headache, unspecified
    - G44.201 Tension-type headache, unspecified, intractable CC/MCC Exc
    - G44.209 Tension-type headache, unspecified, not intractable CC/MCC Exc
      - Tension headache NOS
  - G44.21 Episodic tension-type headache
    - G44.211 Episodic tension-type headache, intractable CC/MCC Exc
    - G44.219 Episodic tension-type headache, not intractable CC/MCC Exc
      - Episodic tension-type headache NOS
  - G44.22 Chronic tension-type headache
    - G44.221 Chronic tension-type headache, intractable CC/MCC Exc
    - G44.229 Chronic tension-type headache, not intractable CC/MCC Exc
      - Chronic tension-type headache NOS
- G44.3 Post-traumatic headache
  - G44.30 Post-traumatic headache, unspecified
    - G44.301 Post-traumatic headache, unspecified, intractable
    - G44.309 Post-traumatic headache, unspecified, not intractable
      - Post-traumatic headache NOS
  - G44.31 Acute post-traumatic headache
    - G44.311 Acute post-traumatic headache, intractable
    - G44.319 Acute post-traumatic headache, not intractable
      - Acute post-traumatic headache NOS
  - G44.32 Chronic post-traumatic headache
    - G44.321 Chronic post-traumatic headache, intractable
    - G44.329 Chronic post-traumatic headache, not intractable
      - Chronic post-traumatic headache NOS
- G44.4 Drug-induced headache, not elsewhere classified
  - Medication overuse headache
  - Use additional code for adverse effect, if applicable, to identify drug (T36-T50 with fifth or sixth character 5)
  - G44.40 Drug-induced headache, not elsewhere classified, not intractable
  - G44.41 Drug-induced headache, not elsewhere classified, intractable

- G44.5 Complicated headache syndromes
  - G44.51 Hemicrania continua
  - G44.52 New daily persistent headache (NDPH)
  - G44.53 Primary thunderclap headache
  - G44.59 Other complicated headache syndrome
- G44.8 Other specified headache syndromes
  - excl pdst *headache with orthostatic or positional component, not elsewhere classified (R51.0)*
  - G44.81 Hypnic headache
  - G44.82 Headache associated with sexual activity
    - Orgasmic headache
    - Preorgasmic headache
  - G44.83 Primary cough headache
  - G44.84 Primary exertional headache
  - G44.85 Primary stabbing headache
  - G44.86 Cervicogenic headache
    - **Code also** associated cervical spinal condition, if known
  - G44.89 Other headache syndrome
- G45 Transient cerebral ischemic attacks and related syndromes
  - excl pdst *neonatal cerebral ischemia (P91.0)*
    - *transient retinal artery occlusion (H34.0-)*
  - G45.0 Vertebro-basilar artery syndrome CC CC/MCC Exc
    - **AHA:** Q1 2023
  - G45.1 Carotid artery syndrome (hemispheric) CC CC/MCC Exc
  - G45.2 Multiple and bilateral precerebral artery syndromes CC CC/MCC Exc
  - G45.3 Amaurosis fugax CC CC/MCC Exc
  - G45.4 Transient global amnesia
    - excl pdst *amnesia NOS (R41.3)*
  - G45.8 Other transient cerebral ischemic attacks and related syndromes CC CC/MCC Exc
  - G45.9 Transient cerebral ischemic attack, unspecified CC CC/MCC Exc
    - Spasm of cerebral artery
    - TIA
    - Transient cerebral ischemia NOS

G46 Vascular syndromes of brain in cerebrovascular diseases

Code first underlying cerebrovascular disease (I60-I69)

G46.0 Middle cerebral artery syndrome

G46.1 Anterior cerebral artery syndrome

G46.2 Posterior cerebral artery syndrome

G46.3 Brain stem stroke syndrome

- Benedikt syndrome
- Claude syndrome
- Foville syndrome
- Millard-Gubler syndrome
- Wallenberg syndrome
- Weber syndrome

G46.4 Cerebellar stroke syndrome

G46.5 Pure motor lacunar syndrome

AHA: Q4 2018

G46.6 Pure sensory lacunar syndrome

AHA: Q4 2018

G46.7 Other lacunar syndromes

AHA: Q4 2018

G46.8 Other vascular syndromes of brain in cerebrovascular diseases

G47 Sleep disorders

Excludes1 *nightmares (F51.5)*

nonorganic sleep disorders (F51.-)

sleep terrors (F51.4)

sleepwalking (F51.3)

G47.0 Insomnia

Excludes1 *alcohol related insomnia (F10.182, F10.282, F10.982)*

drug-related insomnia (F11.182, F11.282, F11.982, F13.182, F13.282, F13.982, F14.182, F14.282, F14.982, F15.182, F15.282, F15.982, F19.182, F19.282, F19.982)

idiopathic insomnia (F51.01)

insomnia due to a mental disorder (F51.05)

insomnia not due to a substance or known physiological condition (F51.0-)

nonorganic insomnia (F51.0-)

primary insomnia (F51.01)

sleep apnea (G47.3-)

G47.00 **Insomnia, unspecified**
Insomnia NOS
G47.01 **Insomnia due to medical condition**
Code also associated medical condition
G47.09 **Other insomnia**
6th G47.1 **Hypersomnia**
7th *alcohol-related hypersomnia (F10.182, F10.282, F10.982)*
drug-related hypersomnia (F11.182, F11.282, F11.982, F13.182, F13.282, F13.982, F14.182, F14.282, F14.982, F15.182, F15.282, F15.982, F19.182, F19.282, F19.982)
hypersomnia due to a mental disorder (F51.13)
hypersomnia not due to a substance or known physiological condition (F51.1-)
primary hypersomnia (F51.11)
sleep apnea (G47.3-)
G47.10 **Hypersomnia, unspecified**
Hypersomnia NOS
G47.11 **Idiopathic hypersomnia with long sleep time**
Idiopathic hypersomnia NOS
G47.12 **Idiopathic hypersomnia without long sleep time**
G47.13 **Recurrent hypersomnia**
Kleine-Levin syndrome
Menstrual related hypersomnia
G47.14 **Hypersomnia due to medical condition**
Code also associated medical condition
G47.19 **Other hypersomnia**
6th G47.2 **Circadian rhythm sleep disorders**
Disorders of the sleep wake schedule
Inversion of nyctohemeral rhythm
Inversion of sleep rhythm
G47.20 **Circadian rhythm sleep disorder, unspecified type**
Sleep wake schedule disorder NOS
G47.21 **Circadian rhythm sleep disorder, delayed sleep phase type**
Delayed sleep phase syndrome
G47.22 **Circadian rhythm sleep disorder, advanced sleep phase type**
G47.23 **Circadian rhythm sleep disorder, irregular sleep wake type**
Irregular sleep-wake pattern

G47.24 Circadian rhythm sleep disorder, free running type

Circadian rhythm sleep disorder, non-24-hour sleep-wake type

G47.25 Circadian rhythm sleep disorder, jet lag type

G47.26 Circadian rhythm sleep disorder, shift work type

G47.27 Circadian rhythm sleep disorder in conditions classified elsewhere

Code first underlying condition

G47.29 Other circadian rhythm sleep disorder

6th G47.3 Sleep apnea

Code also any associated underlying condition

EXCLUDES *apnea NOS (R06.81)*

Cheyne-Stokes breathing (R06.3)

pickwickian syndrome (E66.2)

sleep apnea of newborn (P28.3-)

G47.30 Sleep apnea, unspecified

Sleep apnea NOS

G47.31 Primary central sleep apnea

Idiopathic central sleep apnea

G47.32 High altitude periodic breathing

G47.33 Obstructive sleep apnea (adult) (pediatric)

Obstructive sleep apnea hypopnea

EXCLUDES *obstructive sleep apnea of newborn (P28.3-)*

G47.34 Idiopathic sleep related nonobstructive alveolar hypoventilation

Sleep related hypoxia

G47.35 Congenital central alveolar hypoventilation syndrome

G47.36 Sleep related hypoventilation in conditions classified elsewhere

Sleep related hypoxemia in conditions classified elsewhere

Code first underlying condition

G47.37 Central sleep apnea in conditions classified elsewhere

Code first underlying condition

G47.39 Other sleep apnea

6th G47.4 Narcolepsy and cataplexy

6th G47.41 Narcolepsy

G47.411 Narcolepsy with cataplexy NEWCC

G47.419 Narcolepsy without cataplexy NEWCC

Narcolepsy NOS

G47.42 **Narcolepsy in conditions classified elsewhere**

Code first underlying condition

G47.421 **Narcolepsy in conditions classified elsewhere with cataplexy** RxHCC

G47.429 **Narcolepsy in conditions classified elsewhere without cataplexy** RxHCC

G47.5 **Parasomnia**

EXCLUDES1 *alcohol induced parasomnia (F10.182, F10.282, F10.982)*

drug induced parasomnia (F11.182, F11.282, F11.982, F13.182, F13.282, F13.982, F14.182, F14.282, F14.982, F15.182, F15.282, F15.982, F19.182, F19.282, F19.982)

parasomnia not due to a substance or known physiological condition (F51.8)

G47.50 **Parasomnia, unspecified**

Parasomnia NOS

G47.51 **Confusional arousals**

G47.52 **REM sleep behavior disorder**

G47.53 **Recurrent isolated sleep paralysis**

G47.54 **Parasomnia in conditions classified elsewhere**

Code first underlying condition

G47.59 **Other parasomnia**

G47.6 **Sleep related movement disorders**

EXCLUDES1 *restless legs syndrome (G25.81)*

G47.61 **Periodic limb movement disorder**

G47.62 **Sleep related leg cramps**

G47.63 **Sleep related bruxism**

See Official Guidelines, "Excludes Notes" I.A.12

AHA: Q4 2016

EXCLUDES1 *psychogenic bruxism (F45.8)*

G47.69 **Other sleep related movement disorders**

G47.8 **Other sleep disorders**

Other specified sleep-wake disorder

G47.9 **Sleep disorder, unspecified**

Sleep disorder NOS

Unspecified sleep-wake disorder

Nerve, nerve root and plexus disorders (G50-G59)

EXCLUDES1 *current traumatic nerve, nerve root and plexus disorders - see Injury, nerve by body region*
neuralgia NOS (M79.2)
neuritis NOS (M79.2)
peripheral neuritis in pregnancy (O26.82-)
radiculitis NOS (M54.1-)

4th G50 **Disorders of trigeminal nerve**

INCLUDES *disorders of 5th cranial nerve*

G50.0 **Trigeminal neuralgia** RxHCC CC/MCC Ex0

Syndrome of paroxysmal facial pain
Tic douloureux

G50.1 **Atypical facial pain** RxHCC CC/MCC Ex0

G50.8 **Other disorders of trigeminal nerve** RxHCC CC/MCC Ex0

G50.9 **Disorder of trigeminal nerve, unspecified** RxHCC CC/MCC Ex0

4th G51 **Facial nerve disorders**

INCLUDES *disorders of 7th cranial nerve*

G51.0 **Bell's palsy** CC/MCC Ex0

Facial palsy

G51.1 **Geniculate ganglionitis** CC/MCC Ex0

EXCLUDES1 *postherpetic geniculate ganglionitis (B02.21)*

G51.2 **Melkersson's syndrome** CC/MCC Ex0

Melkersson-Rosenthal syndrome

5th G51.3 **Clonic hemifacial spasm**

G51.31 **Clonic hemifacial spasm, right** CC/MCC Ex0

AHA: Q4 2018

G51.32 **Clonic hemifacial spasm, left** CC/MCC Ex0

AHA: Q4 2018

G51.33 **Clonic hemifacial spasm, bilateral** CC/MCC Ex0

AHA: Q4 2018

G51.39 **Clonic hemifacial spasm, unspecified** CC/MCC Ex0

AHA: Q4 2018

G51.4 **Facial myokymia** CC/MCC Ex0

G51.8 **Other disorders of facial nerve** CC/MCC Ex0

G51.9 **Disorder of facial nerve, unspecified** CC/MCC Ex0

4th G52 **Disorders of other cranial nerves**

Excludes1 *disorders of acoustic [8th] nerve (H93.3)*

disorders of optic [2nd] nerve (H46, H47.0)

paralytic strabismus due to nerve palsy (H49.0-H49.2)

G52.0 **Disorders of olfactory nerve** CC/MCC Ex0

Disorders of 1st cranial nerve

G52.1 **Disorders of glossopharyngeal nerve** CC/MCC Ex0

Disorder of 9th cranial nerve

Glossopharyngeal neuralgia

G52.2 **Disorders of vagus nerve** CC/MCC Ex0

Disorders of pneumogastric [10th] nerve

G52.3 **Disorders of hypoglossal nerve** CC/MCC Ex0

Disorders of 12th cranial nerve

G52.7 **Disorders of multiple cranial nerves** CC/MCC Ex0

Polyneuritis cranialis

G52.8 **Disorders of other specified cranial nerves** CC/MCC Ex0

G52.9 **Cranial nerve disorder, unspecified** CC/MCC Ex0

G53 **Cranial nerve disorders in diseases classified elsewhere**

Code first underlying disease, such as:

neoplasm (C00-D49)

EXCLUDES1 *multiple cranial nerve palsy in sarcoidosis (D86.82)*
multiple cranial nerve palsy in syphilis (A52.15)
postherpetic geniculate ganglionitis (B02.21)
postherpetic trigeminal neuralgia (B02.22)

4th G54 **Nerve root and plexus disorders**

EXCLUDES1 *current traumatic nerve root and plexus disorders - see nerve injury by body region*
intervertebral disc disorders (M50-M51)
neuralgia or neuritis NOS (M79.2)
neuritis or radiculitis brachial NOS (M54.13)
neuritis or radiculitis lumbar NOS (M54.16)
neuritis or radiculitis lumbosacral NOS (M54.17)
neuritis or radiculitis thoracic NOS (M54.14)
radiculitis NOS (M54.10)
radiculopathy NOS (M54.10)
spondylosis (M47.-)

G54.0 **Brachial plexus disorders** CC/MCC Ex0

AHA: Q2 2023

Thoracic outlet syndrome

G54.1 **Lumbosacral plexus disorders (Figure 6.2)** CC/MCC Ex0

G54.2 **Cervical root disorders, not elsewhere classified** CC/MCC Ex0

G54.3 **Thoracic root disorders, not elsewhere classified**

G54.4 **Lumbosacral root disorders, not elsewhere classified** CC/MCC Ex0

G54.5 **Neuralgic amyotrophy** CC/MCC Ex0

Parsonage-Aldren-Turner syndrome

Shoulder-girdle neuritis

EXCLUDES1 *neuralgic amyotrophy in diabetes mellitus (E08-E13 with .44)*

G54.6 **Phantom limb syndrome with pain** HCC CC/MCC Ex0

G54.7 **Phantom limb syndrome without pain** HCC CC/MCC Ex0

Phantom limb syndrome NOS

G54.8 **Other nerve root and plexus disorders** CC/MCC Ex0

G54.9 **Nerve root and plexus disorder, unspecified** CC/MCC Ex0

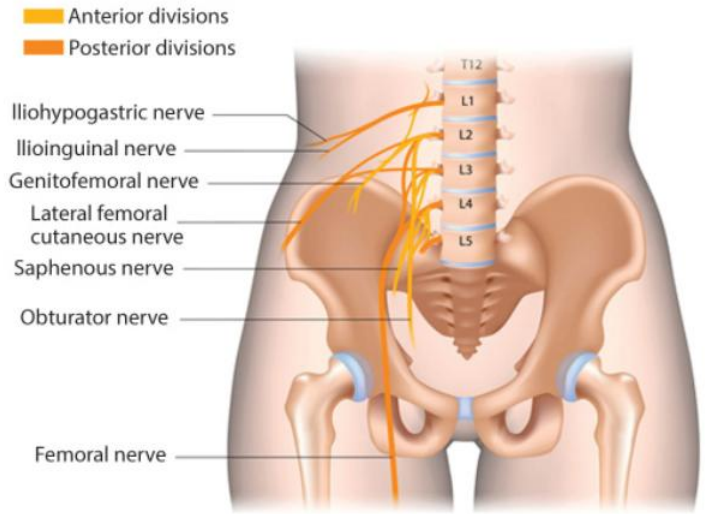

Figure 6.2 The Lumbar Plexus

G55 **Nerve root and plexus compressions in diseases classified elsewhere**

Code first underlying disease, such as:
neoplasm (C00-D49)

EXCLUDES1 *nerve root compression (due to) (in) ankylosing spondylitis (M45.-)*
nerve root compression (due to) (in) dorsopathies (M53.-, M54.-)
nerve root compression (due to) (in) intervertebral disc disorders (M50.1-, M51.1-)
nerve root compression (due to) (in) spondylopathies (M46.-, M48.-)
nerve root compression (due to) (in) spondylosis (M47.0-, M47.2-)

G56 **Mononeuropathies of upper limb**

EXCLUDES1 *current traumatic nerve disorder - see nerve injury by body region*

G56.0 **Carpal tunnel syndrome**

G56.00 **Carpal tunnel syndrome, unspecified upper limb** CC/MCC Excl

G56.01 **Carpal tunnel syndrome, right upper limb** CC/MCC Excl

G56.02 **Carpal tunnel syndrome, left upper limb** CC/MCC Excl

G56.03 **Carpal tunnel syndrome, bilateral upper limbs** CC/MCC Excl

AHA: Q4 2016

G56.1 Other lesions of median nerve
- G56.10 Other lesions of median nerve, unspecified upper limb CC/MCC
- G56.11 Other lesions of median nerve, right upper limb CC/MCC
- G56.12 Other lesions of median nerve, left upper limb CC/MCC
- G56.13 Other lesions of median nerve, bilateral upper limbs CC/MCC

AHA: Q4 2016

G56.2 Lesion of ulnar nerve

Tardy ulnar nerve palsy

- G56.20 Lesion of ulnar nerve, unspecified upper limb CC/MCC
- G56.21 Lesion of ulnar nerve, right upper limb CC/MCC
- G56.22 Lesion of ulnar nerve, left upper limb CC/MCC
- G56.23 Lesion of ulnar nerve, bilateral upper limbs CC/MCC

AHA: Q4 2016

G56.3 Lesion of radial nerve
- G56.30 Lesion of radial nerve, unspecified upper limb CC/MCC
- G56.31 Lesion of radial nerve, right upper limb CC/MCC
- G56.32 Lesion of radial nerve, left upper limb CC/MCC
- G56.33 Lesion of radial nerve, bilateral upper limbs CC/MCC

AHA: Q4 2016

G56.4 Causalgia of upper limb

Complex regional pain syndrome II of upper limb

EXCLUDES1 *complex regional pain syndrome I of lower limb (G90.52-)*

complex regional pain syndrome I of upper limb (G90.51-)

complex regional pain syndrome II of lower limb (G57.7-)

reflex sympathetic dystrophy of lower limb (G90.52-)

reflex sympathetic dystrophy of upper limb (G90.51-)

- G56.40 Causalgia of unspecified upper limb CC/MCC
- G56.41 Causalgia of right upper limb CC/MCC
- G56.42 Causalgia of left upper limb CC/MCC
- G56.43 Causalgia of bilateral upper limbs CC/MCC

AHA: Q4 2016

G56.8 Other specified mononeuropathies of upper limb

Interdigital neuroma of upper limb

G56.80 Other specified mononeuropathies of unspecified upper limb CC/MCC Exc

G56.81 Other specified mononeuropathies of right upper limb CC/MCC Exc

G56.82 Other specified mononeuropathies of left upper limb CC/MCC Exc

G56.83 Other specified mononeuropathies of bilateral upper limbs CC/MCC Exc

AHA: Q4 2016

G56.9 Unspecified mononeuropathy of upper limb

G56.90 Unspecified mononeuropathy of unspecified upper limb CC/MCC Exc

G56.91 Unspecified mononeuropathy of right upper limb CC/MCC Exc

G56.92 Unspecified mononeuropathy of left upper limb CC/MCC Exc

G56.93 Unspecified mononeuropathy of bilateral upper limbs CC/MCC Exc

AHA: Q4 2016

G57 Mononeuropathies of lower limb

Excludes1 *current traumatic nerve disorder - see nerve injury by body region*

G57.0 Lesion of sciatic nerve

Excludes1 *sciatica NOS (M54.3-)*

Excludes1 *sciatica attributed to intervertebral disc disorder (M51.1-)*

G57.00 Lesion of sciatic nerve, unspecified lower limb CC/MCC Exc

G57.01 Lesion of sciatic nerve, right lower limb CC/MCC Exc

G57.02 Lesion of sciatic nerve, left lower limb CC/MCC Exc

G57.03 Lesion of sciatic nerve, bilateral lower limbs CC/MCC Exc

AHA: Q4 2016

G57.1 Meralgia paresthetica

Lateral cutaneous nerve of thigh syndrome

G57.10 Meralgia paresthetica, unspecified lower limb CC/MCC Exc

G57.11 Meralgia paresthetica, right lower limb CC/MCC Exc

G57.12 Meralgia paresthetica, left lower limb CC/MCC Exc

G57.13 Meralgia paresthetica, bilateral lower limbs CC/MCC Exc

AHA: Q4 2016

- G57.2 Lesion of femoral nerve
  - G57.20 Lesion of femoral nerve, unspecified lower limb
  - G57.21 Lesion of femoral nerve, right lower limb
  - G57.22 Lesion of femoral nerve, left lower limb
  - G57.23 Lesion of femoral nerve, bilateral lower limbs
    - AHA: Q4 2016
- G57.3 Lesion of lateral popliteal nerve
  - Peroneal nerve palsy
  - G57.30 Lesion of lateral popliteal nerve, unspecified lower limb
  - G57.31 Lesion of lateral popliteal nerve, right lower limb
    - AHA: Q3 2020
  - G57.32 Lesion of lateral popliteal nerve, left lower limb
  - G57.33 Lesion of lateral popliteal nerve, bilateral lower limbs
    - AHA: Q4 2016
- G57.4 Lesion of medial popliteal nerve
  - G57.40 Lesion of medial popliteal nerve, unspecified lower limb
  - G57.41 Lesion of medial popliteal nerve, right lower limb
  - G57.42 Lesion of medial popliteal nerve, left lower limb
  - G57.43 Lesion of medial popliteal nerve, bilateral lower limbs
    - AHA: Q4 2016
- G57.5 Tarsal tunnel syndrome
  - G57.50 Tarsal tunnel syndrome, unspecified lower limb
  - G57.51 Tarsal tunnel syndrome, right lower limb
  - G57.52 Tarsal tunnel syndrome, left lower limb
  - G57.53 Tarsal tunnel syndrome, bilateral lower limbs
    - AHA: Q4 2016
- G57.6 Lesion of plantar nerve
  - Morton's metatarsalgia
  - G57.60 Lesion of plantar nerve, unspecified lower limb
  - G57.61 Lesion of plantar nerve, right lower limb
  - G57.62 Lesion of plantar nerve, left lower limb
  - G57.63 Lesion of plantar nerve, bilateral lower limbs
    - AHA: Q4 2016

G57.7 Causalgia of lower limb
Complex regional pain syndrome II of lower limb
EXCLUDES1 complex regional pain syndrome I of lower limb (G90.52-)
complex regional pain syndrome I of upper limb (G90.51-)
complex regional pain syndrome II of upper limb (G56.4-)
reflex sympathetic dystrophy of lower limb (G90.52-)
reflex sympathetic dystrophy of upper limb (G90.51-)
G57.70 Causalgia of unspecified lower limb CC/MCC Exc
G57.71 Causalgia of right lower limb CC/MCC Exc
G57.72 Causalgia of left lower limb CC/MCC Exc
G57.73 Causalgia of bilateral lower limbs CC/MCC Exc
AHA: Q4 2016
G57.8 Other specified mononeuropathies of lower limb
Interdigital neuroma of lower limb
G57.80 Other specified mononeuropathies of unspecified lower limb CC/MCC Exc
G57.81 Other specified mononeuropathies of right lower limb CC/MCC Exc
G57.82 Other specified mononeuropathies of left lower limb CC/MCC Exc
G57.83 Other specified mononeuropathies of bilateral lower limbs CC/MCC Exc
AHA: Q4 2016
G57.9 Unspecified mononeuropathy of lower limb
G57.90 Unspecified mononeuropathy of unspecified lower limb CC/MCC Exc
G57.91 Unspecified mononeuropathy of right lower limb CC/MCC Exc
G57.92 Unspecified mononeuropathy of left lower limb CC/MCC Exc
G57.93 Unspecified mononeuropathy of bilateral lower limbs CC/MCC Exc
AHA: Q4 2016
G58 Other mononeuropathies
G58.0 Intercostal neuropathy CC/MCC Exc
G58.7 Mononeuritis multiplex CC/MCC Exc
G58.8 Other specified mononeuropathies CC/MCC Exc
G58.9 Mononeuropathy, unspecified CC/MCC Exc
G59 Mononeuropathy in diseases classified elsewhere
Code first underlying disease
EXCLUDES1 diabetic mononeuropathy (E08-E13 with .41)
syphilitic nerve paralysis (A52.19)
syphilitic neuritis (A52.15)
tuberculous mononeuropathy (A17.83)

Polyneuropathies and other disorders of the peripheral nervous system (G60-G65)

EXCLUDES *neuralgia NOS (M79.2)*
neuritis NOS (M79.2)
peripheral neuritis in pregnancy (O26.82-)
radiculitis NOS (M54.10)

G60 **Hereditary and idiopathic neuropathy**

G60.0 **Hereditary motor and sensory neuropathy** CC/MCC Exc
Charcot-Marie-Tooth disease
Déjérine-Sottas disease
Hereditary motor and sensory neuropathy, types I-IV
Hypertrophic neuropathy of infancy
Peroneal muscular atrophy (axonal type) (hypertrophic type)
Roussy-Levy syndrome

G60.1 **Refsum's disease** CC CC/MCC Exc
Infantile Refsum disease

G60.2 **Neuropathy in association with hereditary ataxia** CC/MCC Exc

G60.3 **Idiopathic progressive neuropathy** CC/MCC Exc

G60.8 **Other hereditary and idiopathic neuropathies** CC/MCC Exc
Dominantly inherited sensory neuropathy
Morvan's disease
Nelaton's syndrome
Recessively inherited sensory neuropathy

G60.9 **Hereditary and idiopathic neuropathy, unspecified** CC/MCC Exc

G61 **Inflammatory polyneuropathy**

G61.0 **Guillain-Barre syndrome** CC MDC01 CC/MCC Exc
AHA: Q3 2020
Acute (post-)infective polyneuritis
Miller Fisher Syndrome

G61.1 **Serum neuropathy** MDC01 CC/MCC Exc
Use additional code for adverse effect, if applicable, to identify serum (T50.-)

- G61.8 Other inflammatory polyneuropathies
  - G61.81 Chronic inflammatory demyelinating polyneuritis CC MCC NonMCC CC/MCC Exc
  - G61.82 Multifocal motor neuropathy MCC NonMCC CC/MCC Exc
    - AHA: Q4 2016
    - MMN
  - G61.89 Other inflammatory polyneuropathies NonMCC CC/MCC Exc
- G61.9 Inflammatory polyneuropathy, unspecified NonMCC CC/MCC Exc
- G62 Other and unspecified polyneuropathies
  - G62.0 Drug-induced polyneuropathy NonMCC CC/MCC Exc
    - Use additional code for adverse effect, if applicable, to identify drug (T36-T50 with fifth or sixth character 5)
  - G62.1 Alcoholic polyneuropathy NonMCC CC/MCC Exc
    - AHA: Q3 2019
  - G62.2 Polyneuropathy due to other toxic agents NonMCC CC/MCC Exc
    - Code first (T51-T65) to identify toxic agent
  - G62.8 Other specified polyneuropathies
    - G62.81 Critical illness polyneuropathy CC NonMCC CC/MCC Exc
      - Acute motor neuropathy
    - G62.82 Radiation-induced polyneuropathy NonMCC CC/MCC Exc
      - Use additional external cause code (W88-W90, X39.0-) to identify cause
    - G62.89 Other specified polyneuropathies CC/MCC Exc
      - AHA: Q3 2024, Q2 2016
  - G62.9 Polyneuropathy, unspecified CC/MCC Exc
    - Neuropathy NOS
- G63 Polyneuropathy in diseases classified elsewhere NonMCC
  - AHA: Q3 2024, Q3 2023, Q1 2021
  - Code first underlying disease, such as:
    - amyloidosis (E85.-)
    - endocrine disease, except diabetes (E00-E07, E15-E16, E20-E34)
    - metabolic diseases (E70-E88)
    - neoplasm (C00-D49)
    - nutritional deficiency (E40-E64)

EXCLUDES *polyneuropathy (in):*
diabetes mellitus (E08-E13 with .42)
diphtheria (A36.83)
infectious mononucleosis complicated by polyneuropathy (B27.0-B27.9 with fifth character 1)
Lyme disease (A69.22)
mumps (B26.84)
postherpetic (B02.23)
rheumatoid arthritis (M05.5-)
scleroderma (M34.83)
systemic lupus erythematosus (M32.19)

G64 **Other disorders of peripheral nervous system** CC/MCC Exc

Disorder of peripheral nervous system NOS

G65 **Sequelae of inflammatory and toxic polyneuropathies**

Code first condition resulting from (sequela) of inflammatory and toxic polyneuropathies

G65.0 **Sequelae of Guillain-Barré syndrome** MnMCC CC/MCC Exc

G65.1 **Sequelae of other inflammatory polyneuropathy** MnMCC CC/MCC Exc

G65.2 **Sequelae of toxic polyneuropathy** MnMCC CC/MCC Exc

Diseases of myoneural junction and muscle (G70-G73)

4th G70 **Myasthenia gravis and other myoneural disorders**

EXCLUDES *botulism (A05.1, A48.51-A48.52)*

transient neonatal myasthenia gravis (P94.0)

5th G70.0 **Myasthenia gravis**

G70.00 **Myasthenia gravis without (acute) exacerbation** MCC NoMCC CC/MCC Exc

AHA: Q3 2022

Myasthenia gravis NOS

G70.01 **Myasthenia gravis with (acute) exacerbation** MCC MCC NoMCC CC/MCC Exc

Myasthenia gravis in crisis

G70.1 **Toxic myoneural disorders** MCC NoMCC CC/MCC Exc

Code first (T51-T65) to identify toxic agent

G70.2 **Congenital and developmental myasthenia** MCC NoMCC CC/MCC Exc

5th G70.8 **Other specified myoneural disorders**

G70.80 **Lambert-Eaton syndrome, unspecified** CC MCC NoMCC CC/MCC Exc

Lambert-Eaton syndrome NOS

G70.81 **Lambert-Eaton syndrome in disease classified elsewhere** CC MCC NoMCC CC/MCC Exc

Code first underlying disease

EXCLUDES *Lambert-Eaton syndrome in neoplastic disease (G73.1)*

G70.89 **Other specified myoneural disorders** MCC NoMCC CC/MCC Exc

G70.9 **Myoneural disorder, unspecified** MCC NoMCC CC/MCC Exc

4th G71 **Primary disorders of muscles**

EXCLUDES *arthrogryposis multiplex congenita (Q74.3)*

metabolic disorders (E70-E88)

myositis (M60.-)

5th G71.0 **Muscular dystrophy**

G71.00 **Muscular dystrophy, unspecified** MCC CC/MCC Exc

AHA: Q4 2018

G71.01 **Duchenne or Becker muscular dystrophy** MCC CC/MCC Exc

AHA: Q4 2018

Autosomal recessive, childhood type, muscular dystrophy resembling Duchenne or Becker muscular dystrophy

Benign [Becker] muscular dystrophy

Severe [Duchenne] muscular dystrophy

G71.02 Facioscapulohumeral muscular dystrophy HCC CC/MCC Ex0

AHA: Q4 2018

Scapulohumeral muscular dystrophy

6th G71.03 Limb girdle muscular dystrophies

G71.031 Autosomal dominant limb girdle muscular dystrophy HCC CC/MCC Ex0

AHA: Q4 2022

LGMD D4 calpain-3-related

LGMD D5 collagen 6-related

Limb girdle muscular dystrophy type 1

G71.032 Autosomal recessive limb girdle muscular dystrophy due to calpain-3 dysfunction HCC CC/MCC Ex0

AHA: Q4 2022

Limb girdle muscular dystrophy type 2A

LGMD R1 calpain-3-related

Primary calpainopathy

G71.033 Limb girdle muscular dystrophy due to dysferlin dysfunction HCC CC/MCC Ex0

AHA: Q4 2022

Dysferlinopathy

LGMD R2 dysferlin-related

Limb girdle muscular dystrophy type 2B

Miyoshi Myopathy type 1

7th G71.034 Limb girdle muscular dystrophy due to sarcoglycan dysfunction HCC CC/MCC Ex0

AHA: Q4 2022

Sarcoglycanopathy, NOS

Alpha sarcoglycanopathy

Limb-girdle muscular dystrophy due to alpha-sarcoglycan deficiency

Limb girdle muscular dystrophy type 2D

Beta sarcoglycanopathy

Limb girdle muscular dystrophy due to beta-sarcoglycan deficiency

Limb girdle muscular dystrophy type 2E

Delta sarcoglycanopathy

Delta-sarcoglycan-related LGMD R6

Gamma sarcoglycanopathy

Gamma-sarcoglycan-related LGMD R5

Limb girdle muscular dystrophy type 2C

Limb girdle muscular dystrophy type 2F

G71.0340 **Limb girdle muscular dystrophy due to sarcoglycan dysfunction, unspecified**

Sarcoglycanopathy, NOS

G71.0341 **Limb girdle muscular dystrophy due to alpha sarcoglycan dysfunction**

Alpha sarcoglycanopathy

Limb-girdle muscular dystrophy due to alpha-sarcoglycan deficiency

Limb girdle muscular dystrophy type 2D

G71.0342 **Limb girdle muscular dystrophy due to beta sarcoglycan dysfunction**

Beta sarcoglycanopathy

Limb girdle muscular dystrophy due to beta-sarcoglycan deficiency

Limb girdle muscular dystrophy type 2E

G71.0349 **Limb girdle muscular dystrophy due to other sarcoglycan dysfunction**

Delta sarcoglycanopathy

Delta-sarcoglycan-related LGMD R6

Gamma sarcoglycanopathy

Gamma-sarcoglycan-related LGMD R5

Limb girdle muscular dystrophy type 2C

Limb girdle muscular dystrophy type 2F

G71.035 **Limb girdle muscular dystrophy due to anoctamin-5 dysfunction** HCC CC/MCC EX6

AHA: Q4 2022

Anoctamin-5-related LGMD R12

Anoctaminopathy

Autosomal recessive limb girdle muscular dystrophy type 2L

Miyoshi myopathy type 3

● G71.036 **Limb girdle muscular dystrophy due to fukutin related protein dysfunction** CC/MCC EX6

*LGMD R9 FKRP-related

*Limb girdle muscular dystrophy due to FKRP deficiency

*Limb girdle muscular dystrophy type 2I

G71.038 Other limb girdle muscular dystrophy HCC CC/MCC Ex0

AHA: Q4 2022

LGMD R22 collagen 6-related

Other autosomal recessive limb girdle muscular dystrophy

G71.039 Limb girdle muscular dystrophy, unspecified HCC CC/MCC Ex0

AHA: Q4 2022

G71.09 Other specified muscular dystrophies HCC CC/MCC Ex0

AHA: Q4 2018

Benign scapuloperoneal muscular dystrophy with early contractures [Emery-Dreifuss]

Congenital muscular dystrophy NOS

Congenital muscular dystrophy with specific morphological abnormalities of the muscle fiber

Distal muscular dystrophy

Ocular muscular dystrophy

Oculopharyngeal muscular dystrophy

Scapuloperoneal muscular dystrophy

5th G71.1 Myotonic disorders

G71.11 Myotonic muscular dystrophy HCC CC/MCC Ex0

Dystrophia myotonica [Steinert]

Myotonia atrophica

Myotonic dystrophy

Proximal myotonic myopathy (PROMM)

Steinert disease

G71.12 Myotonia congenita CC/MCC Ex0

Acetazolamide responsive myotonia congenita

Dominant myotonia congenita [Thomsen disease]

Myotonia levior

Recessive myotonia congenita [Becker disease]

G71.13 **Myotonic chondrodystrophy** CC/MCC Ex6

Chondrodystrophic myotonia

Congenital myotonic chondrodystrophy

Schwartz-Jampel disease

G71.14 **Drug induced myotonia** CC/MCC Ex6

Use additional code for adverse effect, if applicable, to identify drug (T36-T50 with fifth or sixth character 5)

G71.19 **Other specified myotonic disorders** CC/MCC Ex6

Myotonia fluctuans

Myotonia permanens

Neuromyotonia [Isaacs]

Paramyotonia congenita (of von Eulenburg)

Pseudomyotonia

Symptomatic myotonia

5th G71.2 **Congenital myopathies**

Excludes1 *arthrogryposis multiplex congenita (Q74.3)*

G71.20 **Congenital myopathy, unspecified** CC HCC CC/MCC Ex6

AHA: Q4 2020

G71.21 **Nemaline myopathy** CC HCC CC/MCC Ex6

AHA: Q4 2020

6th G71.22 **Centronuclear myopathy**

G71.220 **X-linked myotubular myopathy** CC HCC CC/MCC Ex6

AHA: Q4 2020

Myotubular (centronuclear) myopathy

G71.228 **Other centronuclear myopathy** CC HCC CC/MCC Ex6

AHA: Q4 2020

Autosomal centronuclear myopathy

Autosomal dominant centronuclear myopathy

Autosomal recessive centronuclear myopathy

Centronuclear myopathy, NOS

G71.29 **Other congenital myopathy** CC HCC CC/MCC Ex0

AHA: Q4 2020

Central core disease

Minicore disease

Multicore disease

Multiminicore disease

G71.3 **Mitochondrial myopathy, not elsewhere classified** CC/MCC Ex0

Excludes1 *Kearns-Sayre syndrome (H49.81)*

Leber's disease (H47.21)

Leigh's encephalopathy (G31.82)

mitochondrial metabolism disorders (E88.4.-)

Reye's syndrome (G93.7)

G71.8 **Other primary disorders of muscles** CC/MCC Ex0

G71.9 **Primary disorder of muscle, unspecified** CC/MCC Ex0

Hereditary myopathy NOS

4th G72 **Other and unspecified myopathies**

Excludes1 *arthrogryposis multiplex congenita (Q74.3)*

dermatopolymyositis (M33.-)

ischemic infarction of muscle (M62.2-)

myositis (M60.-)

polymyositis (M33.2-)

G72.0 **Drug-induced myopathy** CC CC/MCC Ex0

Use additional code for adverse effect, if applicable, to identify drug (T36-T50 with fifth or sixth character 5)

G72.1 **Alcoholic myopathy** CC CC/MCC Ex0

Use additional code to identify alcoholism (F10.-)

G72.2 **Myopathy due to other toxic agents** CC CC/MCC Ex0

Code first (T51-T65) to identify toxic agent

G72.3 **Periodic paralysis** CC/MCC Ex0

Familial periodic paralysis
Hyperkalemic periodic paralysis (familial)
Hypokalemic periodic paralysis (familial)
Myotonic periodic paralysis (familial)
Normokalemic paralysis (familial)
Potassium sensitive periodic paralysis

EXCLUDES1 *paramyotonia congenita (of von Eulenburg) (G71.19)*

5th G72.4 **Inflammatory and immune myopathies, not elsewhere classified**

G72.41 **Inclusion body myositis [IBM]** HCC CC/MCC Ex0

G72.49 **Other inflammatory and immune myopathies, not elsewhere classified** CC/MCC Ex0

Inflammatory myopathy NOS

5th G72.8 **Other specified myopathies**

G72.81 **Critical illness myopathy** CC CC/MCC Ex0

AHA: Q3 2020

Acute necrotizing myopathy
Acute quadriplegic myopathy
Intensive care (ICU) myopathy
Myopathy of critical illness

G72.89 **Other specified myopathies** CC/MCC Ex0

G72.9 **Myopathy, unspecified** CC/MCC Ex0

4th G73 **Disorders of myoneural junction and muscle in diseases classified elsewhere**

G73.1 **Lambert-Eaton syndrome in neoplastic disease** CC HCC RxHCC PDxIR CC/MCC Ex0

Code first underlying neoplasm (C00-D49)

EXCLUDES1 *Lambert-Eaton syndrome not associated with neoplasm (G70.80-G70.81)*

G73.3 **Myasthenic syndromes in other diseases classified elsewhere** CC HCC RxHCC CC/MCC Ex0

Code first underlying disease, such as:

neoplasm (C00-D49)
thyrotoxicosis (E05.-)

G73.7 Myopathy in diseases classified elsewhere

Code first underlying disease, such as:
- glycogen storage disease (E74.0-)
- hyperparathyroidism (E21.0, E21.3)
- hypoparathyroidism (E20.-)
- lipid storage disorders (E75.-)

Excludes *myopathy in:*
- *rheumatoid arthritis (M05.32)*
- *sarcoidosis (D86.87)*
- *scleroderma (M34.82)*
- *Sjögren syndrome (M35.03)*
- *systemic lupus erythematosus (M32.19)*

Cerebral palsy and other paralytic syndromes (G80-G83)

4th G80 **Cerebral palsy**

EXCLUDES *hereditary spastic paraplegia (G11.4)*

G80.0 **Spastic quadriplegic cerebral palsy** HCC MCC CC/MCC Ex0

Congenital spastic paralysis (cerebral)

G80.1 **Spastic diplegic cerebral palsy** CC HCC CC/MCC Ex0

Spastic cerebral palsy NOS

G80.2 **Spastic hemiplegic cerebral palsy** CC HCC CC/MCC Ex0

G80.3 **Athetoid cerebral palsy** CC HCC CC/MCC Ex0

Double athetosis (syndrome)
Dyskinetic cerebral palsy
Dystonic cerebral palsy
Vogt disease

G80.4 **Ataxic cerebral palsy** HCC CC/MCC Ex0

G80.8 **Other cerebral palsy** HCC CC/MCC Ex0

Mixed cerebral palsy syndromes

G80.9 **Cerebral palsy, unspecified** HCC CC/MCC Ex0

Cerebral palsy NOS

4th G81 **Hemiplegia and hemiparesis**

See Official Guidelines, "Dominant/nondominant side" I.C.6.a

NOTES This category is to be used only when hemiplegia (complete)(incomplete) is reported without further specification, or is stated to be old or longstanding but of unspecified cause. The category is also for use in multiple coding to identify these types of hemiplegia resulting from any cause.

EXCLUDES *congenital cerebral palsy (G80.-)*

hemiplegia and hemiparesis due to sequela of cerebrovascular disease (I69.05-, I69.15-, I69.25-, I69.35-, I69.85-, I69.95-)

5th G81.0 **Flaccid hemiplegia**

G81.00 **Flaccid hemiplegia affecting unspecified side** CC HCC CC/MCC Ex0

G81.01 **Flaccid hemiplegia affecting right dominant side** CC HCC CC/MCC Ex0

G81.02 **Flaccid hemiplegia affecting left dominant side** CC HCC CC/MCC Ex0

G81.03 **Flaccid hemiplegia affecting right nondominant side** CC HCC CC/MCC Ex0

G81.04 **Flaccid hemiplegia affecting left nondominant side** CC HCC CC/MCC Ex0

5th G81.1 Spastic hemiplegia

- G81.10 Spastic hemiplegia affecting unspecified side CC HCC RxHCC CC/MCC Exc
- G81.11 Spastic hemiplegia affecting right dominant side CC HCC RxHCC CC/MCC Exc
- G81.12 Spastic hemiplegia affecting left dominant side CC HCC RxHCC CC/MCC Exc
- G81.13 Spastic hemiplegia affecting right nondominant side CC HCC RxHCC CC/MCC Exc
- G81.14 Spastic hemiplegia affecting left nondominant side CC HCC RxHCC CC/MCC Exc

5th G81.9 Hemiplegia, unspecified

- G81.90 Hemiplegia, unspecified affecting unspecified side CC HCC CC/MCC Exc
- G81.91 Hemiplegia, unspecified affecting right dominant side CC HCC CC/MCC Exc
- G81.92 Hemiplegia, unspecified affecting left dominant side CC HCC CC/MCC Exc
- G81.93 Hemiplegia, unspecified affecting right nondominant side CC HCC CC/MCC Exc
- G81.94 Hemiplegia, unspecified affecting left nondominant side CC HCC CC/MCC Exc

AHA: Q1 2015

4th G82 Paraplegia (paraparesis) and quadriplegia (quadriparesis)

NOTES This category is to be used only when the listed conditions are reported without further specification, or are stated to be old or longstanding but of unspecified cause. The category is also for use in multiple coding to identify these conditions resulting from any cause

Excludes1 *congenital cerebral palsy (G80.-)*
functional quadriplegia (R53.2)
hysterical paralysis (F44.4)

5th G82.2 Paraplegia

Paralysis of both lower limbs NOS
Paraparesis (lower) NOS
Paraplegia (lower) NOS

- G82.20 Paraplegia, unspecified CC HCC CC/MCC Exc

AHA: Q3 2017

- G82.21 Paraplegia, complete CC HCC CC/MCC Exc
- G82.22 Paraplegia, incomplete CC HCC CC/MCC Exc

5th G82.5 Quadriplegia

G82.50 Quadriplegia, unspecified HCC MCC CC/MCC Ex0

G82.51 Quadriplegia, C1-C4 complete HCC MCC CC/MCC Ex0

G82.52 Quadriplegia, C1-C4 incomplete HCC MCC CC/MCC Ex0

AHA: Q2 2024

G82.53 Quadriplegia, C5-C7 complete HCC MCC CC/MCC Ex0

G82.54 Quadriplegia, C5-C7 incomplete HCC MCC CC/MCC Ex0

4th G83 Other paralytic syndromes

NOTES This category is to be used only when the listed conditions are reported without further specification, or are stated to be old or longstanding but of unspecified cause. The category is also for use in multiple coding to identify these conditions resulting from any cause.

INCLUDES *paralysis (complete) (incomplete), except as in G80-G82*

G83.0 Diplegia of upper limbs CC HCC CC/MCC Ex0

Diplegia (upper)

Paralysis of both upper limbs

5th G83.1 Monoplegia of lower limb

See Official Guidelines, "Dominant/nondominant side" I.C.6.a

Paralysis of lower limb

EXCLUDES1 *monoplegia of lower limbs due to sequela of cerebrovascular disease (I69.04-, I69.14-, I69.24-, I69.34-, I69.84-, I69.94-)*

G83.10 Monoplegia of lower limb affecting unspecified side HCC CC/MCC Ex0

G83.11 Monoplegia of lower limb affecting right dominant side HCC CC/MCC Ex0

G83.12 Monoplegia of lower limb affecting left dominant side HCC CC/MCC Ex0

G83.13 Monoplegia of lower limb affecting right nondominant side HCC CC/MCC Ex0

G83.14 Monoplegia of lower limb affecting left nondominant side HCC CC/MCC Ex0

5th G83.2 Monoplegia of upper limb

See Official Guidelines, "Dominant/nondominant side" I.C.6.a

Paralysis of upper limb

EXCLUDES1 *monoplegia of upper limbs due to sequela of cerebrovascular disease (I69.03-, I69.13-, I69.23-, I69.33-, I69.83-, I69.93-)*

G83.20 Monoplegia of upper limb affecting unspecified side HCC CC/MCC Ex0

G83.21 Monoplegia of upper limb affecting right dominant side HCC CC/MCC Ex0

G83.22 Monoplegia of upper limb affecting left dominant side HCC CC/MCC Ex0

G83.23 Monoplegia of upper limb affecting right nondominant side HCC CC/MCC Ex0

G83.24 Monoplegia of upper limb affecting left nondominant side HCC CC/MCC Ex0

5th G83.3 **Monoplegia, unspecified**

See Official Guidelines, "Dominant/nondominant side" I.C.6.a

G83.30 **Monoplegia, unspecified affecting unspecified side** HCC CC/MCC Ex0

G83.31 **Monoplegia, unspecified affecting right dominant side** HCC CC/MCC Ex0

G83.32 **Monoplegia, unspecified affecting left dominant side** HCC CC/MCC Ex0

G83.33 **Monoplegia, unspecified affecting right nondominant side** HCC CC/MCC Ex0

G83.34 **Monoplegia, unspecified affecting left nondominant side** HCC CC/MCC Ex0

G83.4 **Cauda equina syndrome** CC HCC RxHCC CC/MCC Ex0

AHA: Q1 2024, Q3 2020

Neurogenic bladder due to cauda equina syndrome

EXCLUDES1 *cord bladder NOS (G95.89)*

neurogenic bladder NOS (N31.9)

G83.5 **Locked-in state** HCC MCC CC/MCC Ex0

AHA: Q2 2022

5th G83.8 **Other specified paralytic syndromes**

EXCLUDES1 *paralytic syndromes due to current spinal cord injury-code to spinal cord injury (S14, S24, S34)*

G83.81 **Brown-Séquard syndrome** HCC CC/MCC Ex0

G83.82 **Anterior cord syndrome** HCC CC/MCC Ex0

G83.83 **Posterior cord syndrome** HCC CC/MCC Ex0

G83.84 **Todd's paralysis (postepileptic)** HCC CC/MCC Ex0

G83.89 **Other specified paralytic syndromes** HCC CC/MCC Ex0

G83.9 **Paralytic syndrome, unspecified** HCC CC/MCC Ex0

Other disorders of the nervous system (G89-G99)

G89 Pain, not elsewhere classified

See Official Guidelines, "Pain disorders related to psychological factors" I.C.5.a, "Pain - Category G89 -General Coding Information" I.C.6.b.1, "Postoperative pain not associated with specific postoperative complication" I.C.6.b.3.a, "Pain due to medical devices" I.C.19.g.2

TIP: Code first when the patient presents for pain control or pain management as the primary reason for visit.

Code also related psychological factors associated with pain (F45.42)

excl1 *generalized pain NOS (R52)*

pain disorders exclusively related to psychological factors (F45.41)

pain NOS (R52)

excl2 *atypical face pain (G50.1)*

headache syndromes (G44.-)

localized pain, unspecified type - code to pain by site, such as:

abdomen pain (R10.-)

back pain (M54.9)

breast pain (N64.4)

chest pain (R07.1-R07.9)

ear pain (H92.0-)

eye pain (H57.1)

headache (R51.9)

joint pain (M25.5-)

limb pain (M79.6-)

lumbar region pain (M54.5-)

painful urination (R30.9)

pelvic and perineal pain ▶(R10.2-)◀

shoulder pain (M25.51-)

spine pain (M54.-)

throat pain (R07.0)

tongue pain (K14.6)

tooth pain (K08.8)

renal colic (N23)

migraines (G43.-)

myalgia (M79.1-)

pain from prosthetic devices, implants, and grafts (T82.84, T83.84, T84.84, T85.84-)

phantom limb syndrome with pain (G54.6)

vulvar vestibulitis (N94.810)

vulvodynia (N94.81-)

G89.0 Central pain syndrome CC/MCC Ex0

See Official Guidelines, "Use of Category G89 Codes in Conjunction with Site Specific Pain Codes" I.C.6.b.1.b, "Chronic pain syndrome" I.C.6.b.6

Déjérine-Roussy syndrome

Myelopathic pain syndrome

Thalamic pain syndrome (hyperesthetic)

5th G89.1 Acute pain, not elsewhere classified

G89.11 Acute pain due to trauma CC/MCC Ex0

See Official Guidelines, "Sequencing of Category G89 Codes with Site-specific Pain Codes" I.C.6.b.1.b.ii

G89.12 Acute post-thoracotomy pain CC/MCC Ex0

Post-thoracotomy pain NOS

G89.18 Other acute postprocedural pain CC/MCC Ex0

See Official Guidelines, "Pain due to medical devices" I.C.19.g.2, "Postoperative pain associated with specific postoperative complication" I.C.6.b.3.b

Postoperative pain NOS

Postprocedural pain NOS

5th G89.2 Chronic pain, not elsewhere classified

See Official Guidelines, "Chronic pain" I.C.6.b.4

TIP: There is no time frame defining when pain becomes chronic.

EXCLUDES1 *causalgia, lower limb (G57.7-)*

causalgia, upper limb (G56.4-)

central pain syndrome (G89.0)

chronic pain syndrome (G89.4)

complex regional pain syndrome II, lower limb (G57.7-)

complex regional pain syndrome II, upper limb (G56.4-)

neoplasm related chronic pain (G89.3)

reflex sympathetic dystrophy (G90.5-)

G89.21 Chronic pain due to trauma CC/MCC Ex0

G89.22 Chronic post-thoracotomy pain CC/MCC Ex0

G89.28 Other chronic postprocedural pain CC/MCC Ex0

See Official Guidelines, "Pain due to medical devices" I.C.19.g.2, "Postoperative pain associated with specific postoperative complication" I.C.6.b.3.b

Other chronic postoperative pain

G89.29 Other chronic pain CC/MCC Ex0

AHA: Q3 2023

G89.3 Neoplasm related pain (acute) (chronic) CC/MCC Ex0

See Official Guidelines, " Neoplasm Related Pain" I.C.6.b.5

Cancer associated pain

Pain due to malignancy (primary) (secondary)

Tumor associated pain

G89.4 Chronic pain syndrome CC/MCC Ex0

See Official Guidelines, "Chronic pain syndrome" I.C.6.b.6

Chronic pain associated with significant psychosocial dysfunction

4th G90 Disorders of autonomic nervous system

EXCLUDES1 *dysfunction of the autonomic nervous system due to alcohol (G31.2)*

5th G90.0 Idiopathic peripheral autonomic neuropathy

G90.01 Carotid sinus syncope CC/MCC Ex0

Carotid sinus syndrome

G90.09 Other idiopathic peripheral autonomic neuropathy CC/MCC Ex0

Idiopathic peripheral autonomic neuropathy NOS

G90.1 Familial dysautonomia [Riley-Day] HCC RxHCC CC/MCC Ex0

G90.2 Horner's syndrome CC/MCC Ex0

Bernard(-Horner) syndrome

Cervical sympathetic dystrophy or paralysis

G90.3 Multi-system degeneration of the autonomic nervous system CC HCC RxHCC CC/MCC Ex0

Neurogenic orthostatic hypotension [Shy-Drager]

EXCLUDES1 *orthostatic hypotension NOS (I95.1)*

G90.4 **Autonomic dysreflexia** CC/MCC Ex6

Use additional code to identify the cause, such as:

fecal impaction (K56.41)

pressure ulcer (pressure area) (L89.-)

urinary tract infection (N39.0)

5th G90.5 **Complex regional pain syndrome I (CRPS I)**

Reflex sympathetic dystrophy

EXCLUDES1 *causalgia of lower limb (G57.7-)*

causalgia of upper limb (G56.4-)

complex regional pain syndrome II of lower limb (G57.7-)

complex regional pain syndrome II of upper limb (G56.4-)

G90.50 **Complex regional pain syndrome I, unspecified** CC CC/MCC Ex6

6th G90.51 **Complex regional pain syndrome I of upper limb**

G90.511 **Complex regional pain syndrome I of right upper limb** CC CC/MCC Ex6

G90.512 **Complex regional pain syndrome I of left upper limb** CC CC/MCC Ex6

G90.513 **Complex regional pain syndrome I of upper limb, bilateral** CC CC/MCC Ex6

G90.519 **Complex regional pain syndrome I of unspecified upper limb** CC CC/MCC Ex6

6th G90.52 **Complex regional pain syndrome I of lower limb**

G90.521 **Complex regional pain syndrome I of right lower limb** CC CC/MCC Ex6

G90.522 **Complex regional pain syndrome I of left lower limb** CC CC/MCC Ex6

G90.523 **Complex regional pain syndrome I of lower limb, bilateral** CC CC/MCC Ex6

G90.529 **Complex regional pain syndrome I of unspecified lower limb** CC CC/MCC Ex6

G90.59 **Complex regional pain syndrome I of other specified site** CC CC/MCC Ex6

5th G90.8 Other disorders of autonomic nervous system

G90.81 Serotonin syndrome CC/MCC Ex0

Serotonin toxicity

Code first poisoning due to drug or toxin, such as:

linezolid (T36.8X- with sixth character 1-4)

monoamine oxidase inhibitors (T43.1X with sixth character 1-4)

selective serotonin and norepinephrine reuptake inhibitors [SSNRI] (T43.21 with sixth character 1-4)

selective serotonin reuptake inhibitors [SSRI] (T43.22 with sixth character 1-4)

Use additional code for adverse effect, if applicable, to identify drug, such as:

linezolid (T36.8X5)

monoamine oxidase inhibitors (T43.1X5)

selective serotonin and norepinephrine reuptake inhibitors [SSNRI] (T43.215)

selective serotonin reuptake inhibitors [SSRI] (T43.225)

Use additional code, if applicable, to identify:

disseminated intravascular coagulation (D65)

hypertensive crisis (I16.-)

metabolic acidosis (E87.2-)

shock, not elsewhere classified (R57.-)

toxic encephalopathy (G92.-)

ventricular tachycardia (I47.2-)

G90.89 Other disorders of autonomic nervous system CC/MCC Ex0

G90.9 Disorder of the autonomic nervous system, unspecified CC/MCC Ex0

G90.A Postural orthostatic tachycardia syndrome [POTS]

AHA: Q4 2022

Chronic orthostatic intolerance

Postural tachycardia syndrome

G90.B LMNB1-related autosomal dominant leukodystrophy HCC CC/MCC Ex0

4th G91 Hydrocephalus

INCLUDES *acquired hydrocephalus*

EXCLUDES *Arnold-Chiari syndrome with hydrocephalus (Q07.-)*
congenital hydrocephalus (Q03.-)
spina bifida with hydrocephalus (Q05.-)

G91.0 Communicating hydrocephalus CC HCC CC/MCC Exc

Secondary normal pressure hydrocephalus

G91.1 Obstructive hydrocephalus CC HCC CC/MCC Exc

G91.2 (Idiopathic) normal pressure hydrocephalus CC HCC CC/MCC Exc

Normal pressure hydrocephalus NOS

G91.3 Post-traumatic hydrocephalus, unspecified CC HCC CC/MCC Exc

G91.4 Hydrocephalus in diseases classified elsewhere HCC

Code first underlying condition, such as:
congenital syphilis (A50.4-)
neoplasm (C00-D49)
plasminogen deficiency (E88.02)

EXCLUDES *hydrocephalus due to congenital toxoplasmosis (P37.1)*

G91.8 Other hydrocephalus CC HCC CC/MCC Exc

G91.9 Hydrocephalus, unspecified CC HCC CC/MCC Exc

4th G92 Toxic encephalopathy

5th G92.0 Immune effector cell-associated neurotoxicity syndrome

Code first underlying cause such as:
complications of immune effector cellular therapy (T80.82)

Code also, if applicable, associated signs and symptoms, such as:
cerebral edema (G93.6)
unspecified convulsions (R56.9)

G92.00 Immune effector cell-associated neurotoxicity syndrome, grade unspecified POA

ICANS, grade unspecified

G92.01 **Immune effector cell-associated neurotoxicity syndrome, grade 1** PDxIn

ICANS, grade 1

G92.02 **Immune effector cell-associated neurotoxicity syndrome, grade 2** PDxIn

ICANS, grade 2

G92.03 **Immune effector cell-associated neurotoxicity syndrome, grade 3** CC PDxIn CC/MCC Ex0

ICANS, grade 3

G92.04 **Immune effector cell-associated neurotoxicity syndrome, grade 4** CC PDxIn CC/MCC Ex0

ICANS, grade 4

G92.05 **Immune effector cell-associated -neurotoxicity syndrome, grade 5** CC PDxIn CC/MCC Ex0

ICANS, grade 5

G92.8 **Other toxic encephalopathy** MCC CC/MCC Ex0

AHA: Q2 2024, Q4 2024, Q1 2022

Toxic encephalitis

Toxic metabolic encephalopathy

Code first poisoning due to drug or toxin, if applicable, (T36-T65 with fifth or sixth character 1-4)

Use additional code for adverse effect, if applicable, to identify drug (T36-T50 with fifth or sixth character 5)

G92.9 **Unspecified toxic encephalopathy** MCC CC/MCC Ex0

Code first poisoning due to drug or toxin, if applicable, (T36-T65 with fifth or sixth character 1-4)

Use additional code for adverse effect, if applicable, to identify drug (T36-T50 with fifth or sixth character 5)

4th G93 **Other disorders of brain**

G93.0 **Cerebral cysts** CC/MCC Ex0

Arachnoid cyst

Porencephalic cyst, acquired

EXCLUDES1 *acquired periventricular cysts of newborn (P91.1)*

congenital cerebral cysts (Q04.6)

G93.1 **Anoxic brain damage, not elsewhere classified** CC HCC CC/MCC Ex0

EXCLUDES1 *cerebral anoxia due to anesthesia during labor and delivery (O74.3)*

cerebral anoxia due to anesthesia during the puerperium (O89.2)

neonatal anoxia (P84)

G93.2 **Benign intracranial hypertension** CC/MCC Ex0

Pseudotumor

Excludes1 *hypertensive encephalopathy (I67.4)*

obstructive hydrocephalus (G91.1)

5th G93.3 **Postviral and related fatigue syndromes**

Use additional code, if applicable, for post COVID-19 condition, unspecified (U09.9)

Excludes1 *chronic fatigue NOS (R53.82)*

neurasthenia (F48.8)

G93.31 **Postviral fatigue syndrome**

AHA: Q4 2022

G93.32 **Myalgic encephalomyelitis/chronic fatigue syndrome**

AHA: Q4 2022

Chronic fatigue syndrome

ME/CFS

Myalgic encephalomyelitis

G93.39 **Other post infection and related fatigue syndromes**

AHA: Q4 2022

5th G93.4 **Other and unspecified encephalopathy**

Excludes1 *alcoholic encephalopathy (G31.2)*

encephalopathy in diseases classified elsewhere (G94)

hypertensive encephalopathy (I67.4)

toxic (metabolic) encephalopathy (G92.8)

G93.40 **Encephalopathy, unspecified** CC CC/MCC Ex0

AHA: Q2 2018, Q2 2017

G93.41 **Metabolic encephalopathy** MCC CC/MCC Ex0

AHA: Q2 2024, Q2 2017, Q3 2016, Q3 2015

Septic encephalopathy

G93.42 **Megalencephalic leukoencephalopathy with subcortical cysts** CC HCC CC/MCC Ex0

G93.43 **Leukoencephalopathy with calcifications and cysts** CC HCC CC/MCC Ex0

G93.44 **Adult-onset leukodystrophy with axonal spheroids** A CC HCC CC/MCC Ex6

Adult-onset leukoencephalopathy with axonal spheroids and pigmented glia

G93.45 **Developmental and epileptic encephalopathy** CC HCC RxHCC CC/MCC Ex6

Early infantile epileptic encephalopathy

Code also, if applicable, associated disorders such as:

developmental disorders of scholastic skills (F81.-)

developmental disorder of speech and language (F80.-)

epilepsy, by specific type (G40.-)

intellectual disabilities (F70-F79)

other neurodevelopmental disorder (F88)

pervasive developmental disorders (F84.-)

G93.49 **Other encephalopathy** CC CC/MCC Ex6

AHA: Q2 2021, Q2 2018, Q4 2018, Q2 2017

Encephalopathy NEC

G93.5 **Compression of brain** HCC MCC CC/MCC Ex6

AHA: Q2 2020

Arnold-Chiari type 1 compression of brain

Compression of brain (stem)

Herniation of brain (stem)

EXCLUDES1 *traumatic compression of brain (S06.A-)*

G93.6 **Cerebral edema** HCC MCC CC/MCC Ex6

AHA: Q3 2022

EXCLUDES1 *cerebral edema due to birth injury (P11.0)*

traumatic cerebral edema (S06.1-)

G93.7 **Reye's syndrome** P HCC MCC RxHCC CC/MCC Ex6

Code first poisoning due to salicylates, if applicable (T39.0-, with sixth character 1-4)

Use additional code for adverse effect due to salicylates, if applicable (T39.0-, with sixth character 5)

5th G93.8 Other specified disorders of brain

G93.81 Temporal sclerosis CC/MCC Ex6

Hippocampal sclerosis

Mesial temporal sclerosis

G93.82 Brain death MCC CC/MCC Ex6

G93.89 Other specified disorders of brain CC/MCC Ex6

AHA: Q2 2024, Q2 2020, Q3 2019, Q4 2016

Postradiation encephalopathy

G93.9 Disorder of brain, unspecified CC/MCC Ex6

G94 Other disorders of brain in diseases classified elsewhere

AHA: Q2 2018, Q2 2017

Code first underlying disease

EXCLUDES *encephalopathy in congenital syphilis (A50.49)*

encephalopathy in influenza (J09.X9, J10.81, J11.81)

encephalopathy in syphilis (A52.19)

hydrocephalus in diseases classified elsewhere (G91.4)

4th G95 Other and unspecified diseases of spinal cord

EXCLUDES *myelitis (G04.-)*

G95.0 Syringomyelia and syringobulbia CC HCC RxHCC CC/MCC Ex6

5th G95.1 Vascular myelopathies

EXCLUDES *intraspinal phlebitis and thrombophlebitis, except non-pyogenic (G08)*

G95.11 Acute infarction of spinal cord (embolic) (nonembolic) HCC MCC RxHCC CC/MCC Ex6

Anoxia of spinal cord

Arterial thrombosis of spinal cord

G95.19 Other vascular myelopathies HCC MCC RxHCC CC/MCC Ex6

AHA: Q3 2024, Q3 2023

Edema of spinal cord

Hematomyelia

Nonpyogenic intraspinal phlebitis and thrombophlebitis

Subacute necrotic myelopathy

5th G95.2 Other and unspecified cord compression

G95.20 Unspecified cord compression CC HCC RxHCC CC/MCC Ex0

G95.29 Other cord compression CC HCC RxHCC CC/MCC Ex0

5th G95.8 Other specified diseases of spinal cord

EXCLUDES1 *neurogenic bladder NOS (N31.9)*

neurogenic bladder due to cauda equina syndrome (G83.4)

neuromuscular dysfunction of bladder without spinal cord lesion (N31.-)

G95.81 Conus medullaris syndrome CC HCC RxHCC CC/MCC Ex0

G95.89 Other specified diseases of spinal cord CC HCC RxHCC CC/MCC Ex0

AHA: Q3 2024

Cord bladder NOS

Drug-induced myelopathy

Radiation-induced myelopathy

EXCLUDES1 *myelopathy NOS (G95.9)*

G95.9 Disease of spinal cord, unspecified CC HCC RxHCC CC/MCC Ex0

Myelopathy NOS

4th G96 Other disorders of central nervous system

5th G96.0 Cerebrospinal fluid leak

Code also if applicable:

intracranial hypotension (G96.81-)

EXCLUDES1 *cerebrospinal fluid leak from spinal puncture (G97.0)*

G96.00 Cerebrospinal fluid leak, unspecified CC CC/MCC Ex0

AHA: Q4 2020

Code also if applicable:

head injury (S00-S09)

G96.01 Cranial cerebrospinal fluid leak, spontaneous CC CC/MCC Ex0

AHA: Q4 2020

Otorrhea due to spontaneous cerebrospinal fluid CSF leak

Rhinorrhea due to spontaneous cerebrospinal fluid CSF leak

Spontaneous cerebrospinal fluid leak from skull base

G96.02 **Spinal cerebrospinal fluid leak, spontaneous** CC CC/MCC Ex0

AHA: Q4 2020

Spontaneous cerebrospinal fluid leak from spine

G96.08 **Other cranial cerebrospinal fluid leak** CC CC/MCC Ex0

AHA: Q3 2024, Q4 2020

Postoperative cranial cerebrospinal fluid leak

Traumatic cranial cerebrospinal fluid leak

Code also if applicable:

head injury (S00 - S09)

G96.09 **Other spinal cerebrospinal fluid leak** CC CC/MCC Ex0

AHA: Q3 2022, Q4 2020

Other spinal CSF leak

Postoperative spinal cerebrospinal fluid leak

Traumatic spinal cerebrospinal fluid leak

Code also if applicable:

head injury (S00 - S09)

5th G96.1 **Disorders of meninges, not elsewhere classified**

G96.11 **Dural tear** CC CC/MCC Ex0

Code also intracranial hypotension, if applicable (G96.81-)

Excludes1 *accidental puncture or laceration of dura during a procedure (G97.41)*

G96.12 **Meningeal adhesions (cerebral) (spinal)** CC/MCC Ex0

6th G96.19 **Other disorders of meninges, not elsewhere classified**

G96.191 **Perineural cyst** CC/MCC Ex0

AHA: Q4 2020

Cervical nerve root cyst

Lumbar nerve root cyst

Sacral nerve root cyst

Tarlov cyst

Thoracic nerve root cyst

G96.198 Other disorders of meninges, not elsewhere classified CC/MCC Exc

AHA: Q4 2020

5th G96.8 Other specified disorders of central nervous system

6th G96.81 Intracranial hypotension

Code also any associated diagnoses, such as:

Brachial amyotrophy (G54.5)

Cerebrospinal fluid leak from spine (G96.02)

Cranial nerve disorders in diseases classified elsewhere (G53)

Nerve root and compressions in diseases classified elsewhere (G55)

Nonpyogenic thrombosis of intracranial venous system (I67.6)

Nontraumatic intracerebral hemorrhage (I61.-)

Nontraumatic subdural hemorrhage (I62.0-)

Other and unspecified cord compression (G95.2-)

Other secondary parkinsonism (G21.8)

Reversible cerebrovascular vasoconstriction syndrome (I67.841)

Spinal cord herniation (G95.89)

Stroke (I63.-)

Syringomyelia (G95.0)

G96.810 Intracranial hypotension, unspecified

AHA: Q4 2020

G96.811 Intracranial hypotension, spontaneous

AHA: Q3 2024, Q4 2020

G96.819 Other intracranial hypotension

AHA: Q4 2020

G96.89 Other specified disorders of central nervous system

AHA: Q4 2020

G96.9 Disorder of central nervous system, unspecified CC/MCC Exc

4th G97 **Intraoperative and postprocedural complications and disorders of nervous system, not elsewhere classified**

Excludes1 *intraoperative and postprocedural cerebrovascular infarction (I97.81-, I97.82-)*

G97.0 **Cerebrospinal fluid leak from spinal puncture** CC CC/MCC Ex0

Code also any associated diagnoses or complications, such as:

intracranial hypotension following a procedure (G97.83-G97.84)

G97.1 **Other reaction to spinal and lumbar puncture** CC/MCC Ex0

Headache due to lumbar puncture

Other reaction to spinal dural puncture

Code also, if applicable, any associated headache with orthostatic component (R51.0)

G97.2 **Intracranial hypotension following ventricular shunting** CC CC/MCC Ex0

Code also any associated diagnoses or complications

5th G97.3 **Intraoperative hemorrhage and hematoma of a nervous system organ or structure complicating a procedure**

Excludes1 *intraoperative hemorrhage and hematoma of a nervous system organ or structure due to accidental puncture and laceration during a procedure (G97.4-)*

G97.31 **Intraoperative hemorrhage and hematoma of a nervous system organ or structure complicating a nervous system procedure** CC CC/MCC Ex0

G97.32 **Intraoperative hemorrhage and hematoma of a nervous system organ or structure complicating other procedure** CC CC/MCC Ex0

5th G97.4 **Accidental puncture and laceration of a nervous system organ or structure during a procedure**

G97.41 **Accidental puncture or laceration of dura during a procedure** CC CC/MCC Ex0

AHA: Q1 2024

Incidental (inadvertent) durotomy

Code also any associated diagnoses or complications

G97.48 **Accidental puncture and laceration of other nervous system organ or structure during a nervous system procedure** CC CC/MCC Ex0

G97.49 **Accidental puncture and laceration of other nervous system organ or structure during other procedure** CC CC/MCC Ex0

5th G97.5 **Postprocedural hemorrhage of a nervous system organ or structure following a procedure**

G97.51 **Postprocedural hemorrhage of a nervous system organ or structure following a nervous system procedure** CC CC/MCC Ex0

G97.52 **Postprocedural hemorrhage of a nervous system organ or structure following other procedure** CC CC/MCC Ex0

5th G97.6 **Postprocedural hematoma and seroma of a nervous system organ or structure following a procedure**

G97.61 **Postprocedural hematoma of a nervous system organ or structure following a nervous system procedure** CC CC/MCC Ex0

AHA: Q2 2025, Q3 2020

G97.62 Postprocedural hematoma of a nervous system organ or structure following other procedure CC CC/MCC Ex0

AHA: Q2 2025, Q3 2024

G97.63 Postprocedural seroma of a nervous system organ or structure following a nervous system procedure CC CC/MCC Ex0

G97.64 Postprocedural seroma of a nervous system organ or structure following other procedure CC CC/MCC Ex0

5th G97.8 Other intraoperative and postprocedural complications and disorders of nervous system

Use additional code to further specify disorder

G97.81 Other intraoperative complications of nervous system CC CC/MCC Ex0

G97.82 Other postprocedural complications and disorders of nervous system CC CC/MCC Ex0

AHA: Q1 2022

G97.83 Intracranial hypotension following lumbar cerebrospinal fluid shunting CC CC/MCC Ex0

AHA: Q4 2020

Code also any associated diagnoses or complications

G97.84 Intracranial hypotension following other procedure CC CC/MCC Ex0

AHA: Q4 2020

Code also, if applicable:

accidental puncture or laceration of dura during a procedure (G97.41)

cerebrospinal fluid leak from spinal puncture (G97.0)

4th G98 Other disorders of nervous system not elsewhere classified

INCLUDES *nervous system disorder NOS*

G98.0 Neurogenic arthritis, not elsewhere classified CC/MCC Ex0

Nonsyphilitic neurogenic arthropathy NEC

Nonsyphilitic neurogenic spondylopathy NEC

EXCLUDES1 *spondylopathy (in):*

syringomyelia and syringobulbia (G95.0)

tabes dorsalis (A52.11)

G98.8 Other disorders of nervous system CC/MCC Ex0

Nervous system disorder NOS

4th G99 **Other disorders of nervous system in diseases classified elsewhere**

G99.0 **Autonomic neuropathy in diseases classified elsewhere** CC CC/MCC Ex6

Code first underlying disease, such as:
- amyloidosis (E85.-)
- gout (M1A.-, M10.-)
- hyperthyroidism (E05.-)

EXCLUDES1 *diabetic autonomic neuropathy (E08-E13 with .43)*

G99.2 **Myelopathy in diseases classified elsewhere** CC HCC RxHCC CC/MCC Ex6

AHA: Q3 2018

Code first underlying disease, such as:
- neoplasm (C00-D49)

EXCLUDES1 *myelopathy in:*
- *intervertebral disease (M50.0-, M51.0-)*
- *spondylosis (M47.0-, M47.1-)*

G99.8 **Other specified disorders of nervous system in diseases classified elsewhere**

Code first underlying disorder, such as:
- amyloidosis (E85.-)
- avitaminosis (E56.-)

EXCLUDES1 *nervous system involvement in:*
- *cysticercosis (B69.0)*
- *rubella (B06.0-)*
- *syphilis (A52.1-)*

Chapter 7: Diseases of the Eye and Adnexa (H00-H59)

Chapter-Specific Coding Guidelines

I.C.7. Chapter 7: Diseases of the Eye and Adnexa (H00-H59)

a. Glaucoma

1) Assigning Glaucoma Codes
Assign as many codes from category H40, Glaucoma, as needed to identify the type of glaucoma, the affected eye, and the glaucoma stage.

2) Bilateral glaucoma with same type and stage
When a patient has bilateral glaucoma and both eyes are documented as being the same type and stage, and there is a code for bilateral glaucoma, report only the code for the type of glaucoma, bilateral, with the seventh character for the stage.
When a patient has bilateral glaucoma and both eyes are documented as being the same type and stage, and the classification does not provide a code for bilateral glaucoma (i.e. subcategories H40.10, and H40.20) report only one code for the type of glaucoma with the appropriate seventh character for the stage.

3) Bilateral glaucoma stage with different types or stages
When a patient has bilateral glaucoma and each eye is documented as having a different type or stage, and the classification distinguishes laterality, assign the appropriate code for each eye rather than the code for bilateral glaucoma.
When a patient has bilateral glaucoma and each eye is documented as having a different type, and the classification does not distinguish laterality (i.e., subcategories H40.10, and H40.20), assign one code for each type of glaucoma with the appropriate seventh character for the stage.
When a patient has bilateral glaucoma and each eye is documented as having the same type, but different stage, and the classification does not distinguish laterality (i.e., subcategories H40.10 and H40.20), assign a code for the type of glaucoma for each eye with the seventh character for the specific glaucoma stage documented for each eye.

4) Patient admitted with glaucoma and stage evolves during the admission
If a patient is admitted with glaucoma and the stage progresses during the admission, assign the code for highest stage documented.

5) Indeterminate stage glaucoma
Assignment of the seventh character "4" for "indeterminate stage" should be based on the clinical documentation. The seventh character "4" is used for glaucomas whose stage cannot be clinically determined. This seventh character should not be confused with the seventh character "0", unspecified, which should be assigned when there is no documentation regarding the stage of the glaucoma.

b. Blindness
If "blindness" or "low vision" of both eyes is documented but the visual impairment category is not documented, assign code H54.3, Unqualified visual loss, both eyes. If "blindness" or "low vision" in one eye is documented but the visual impairment category is not documented, assign a code from H54.6-, Unqualified visual loss, one eye. If "blindness" or "visual loss" is documented without any information about whether one or both eyes are affected, assign code H54.7, Unspecified visual loss.

Anatomy of the Eye

Introduction

Eyes (Figure 7.a) are regarded as the organs of sight. They are located in the orbits of the skull. The eyelids and eyelashes serve to protect the eyes from foreign objects. Blinking of the eyelids lubricates the surface of the eye by spreading tears that are produced by the lacrimal gland.

1. The Organ of Sight

A typical human eye is in the form of a sphere and filled with the following two fluids:

a) **Aqueous Humor:** The frontal portion of the lens of the eye is known as the anterior compartment that remains filled with fluid, which is called the aqueous humor.

b) **Vitreous Humor:** The portion behind the lens of the eye is known as the posterior compartment that is filled with a fluid called the vitreous humor.

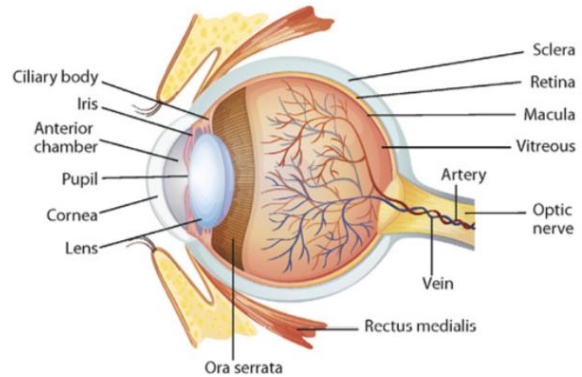

Figure 7.a Anatomy of the Eye

2. **The Other Parts of the Eye**
   a) **Ciliary Body and Muscle:** This is a ring of striated smooth muscle in the middle layer eye (vascular layer). It is triangular in the horizontal section and is coated by a double layer, the ciliary epithelium. The inner layer is transparent and covers the vitreous body and is a continuation of neural tissue of the retina. The outer layer is continuous with the retinal pigment epithelium and constitutes the cells of the dilator muscle.
   b) **Suspensory Ligament:** A series of fibers that connect the ciliary body of the eye with the lens, holding it in place. Suspensory ligaments are thin fibers that connect the ciliary body of the lens with the receptors. It is a thickening of Tenon's capsule, the dense connective tissue capsule surrounding the globe and separating it from orbital fat. Suspensory ligaments in the eye lens allow easy focusing.
   c) **Iris:** A thin, circular structure in the eye which covers the sclera. It is responsible for controlling the diameter and size of the pupils and thus the amount of light reaching the retina. In response to the amount of light entering the eye, muscles attached to the iris expand or contract the aperture at the center of the iris, known as the pupil.
   d) **Pupil:** The dark center opening in the middle of the iris is called the pupil. The pupil is a hole located in the center of the iris of the eye that allows light to enter the retina. The pupil changes size to adjust for the amount of light available.
   e) **Cornea:** The cornea is transparent and comprises the front part of the eye that covers the iris, pupil and anterior chamber. Together with the lens, the cornea refracts light accounting for approximately two-thirds of the eye's total optical power.
   f) **Lens:** The crystalline lens is a biconvex structure and is suspended behind the colored iris. The lens is behind the covering known as the cornea. The lens is more flat on its anterior side than on its posterior side.
   g) **Retina:** The vertebrate retina is 0.5 mm thick and lines the back of the eye. It is a light-sensitive layer of tissue, lining the inner surface of the eye. The optic nerve contains the ganglion cell axons running to the brain.
   h) **Retinal Arteries and Veins:** The retinal arteries and veins emerge from the nasal side of the optic disc. Vessels directed temporally have an arching course; those directed nasally have a radial course. Arteries are brighter red and narrower than veins.
   i) **Fovea Centralis:** The fovea is the depression in the inner retinal surface, about 1.5 mm wide and is specialized for maximum visual acuity. This is the thickest part of the retina. This part has the highest density of cones in the eye.
   j) **Optic Nerve:** The optic nerve is the second of twelve paired cranial nerves, but is considered to be part of the central nervous system as it is derived from an out-pouching of the diencephalon during embryonic development. It consists mainly of fibers derived from the ganglionic cells of the retina. Its fibers are covered with myelin produced by oligodendrocytes rather than Schwann cells.
   k) **Choroid Coat:** The choroid, also known as the choroidea or choroid coat, is the vascular layer of the eye containing connective tissue and lies between the retina and the sclera. It contains the retinal pigmented epithelial cells and provides oxygen and nourishment to the retina.
   l) **Sclera:** The posterior five-sixths of the connective tissue coat of the ocular globe is formed by sclera. It maintains the shape of the globe and provides an attachment for the extraocular muscle insertions. The sclera is perforated by many nerves and vessels passing through the posterior scleral foramen, the hole that is formed by the optic nerve. The inner layer of the sclera (lamina fusca) blends with the suprachoroidal and supraciliary lamellae of the uveal tract.
   m) **Blind Spot:** This is a small portion of the visual field of each eye where the optic nerve and blood vessels pass through to connect to the back of the eye and is also called an optic disk. There are no photoreceptors in the optic disk, therefore there is no image detection in this area. The blind spot of the right eye is located to the right of the center of vision and vice versa in the left eye.
   n) **Hyaloid Canal (or Cloquet's/Stilling's Canal):** This is a small transparent canal running through the vitreous body from the optical nerve disc to the lens. It is formed by pouch of the hyaloid membrane, which encloses the vitreous body. It is filled with lymph.

Common Pathologies

Cataract

Cataracts (Figure 7.b) are an eye disorder in which clouding of the lens occurs, which leads to blurry vision. It is an aging disorder. This disorder leads to dimness in eye vision, and if not treated can lead to blindness.

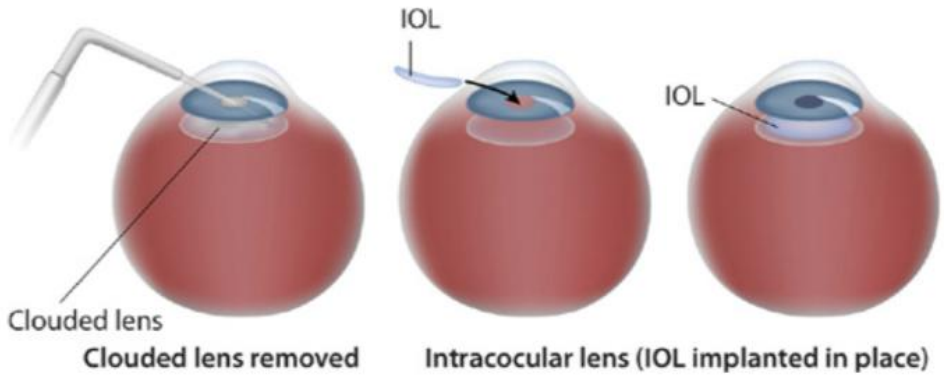

Figure 7.b Cataract and Surgery to Remove the Cataract

Glaucoma (Figure 7.c)

In this disease, damage occurs to optic nerves due to increased intraocular pressure and leads to blindness.

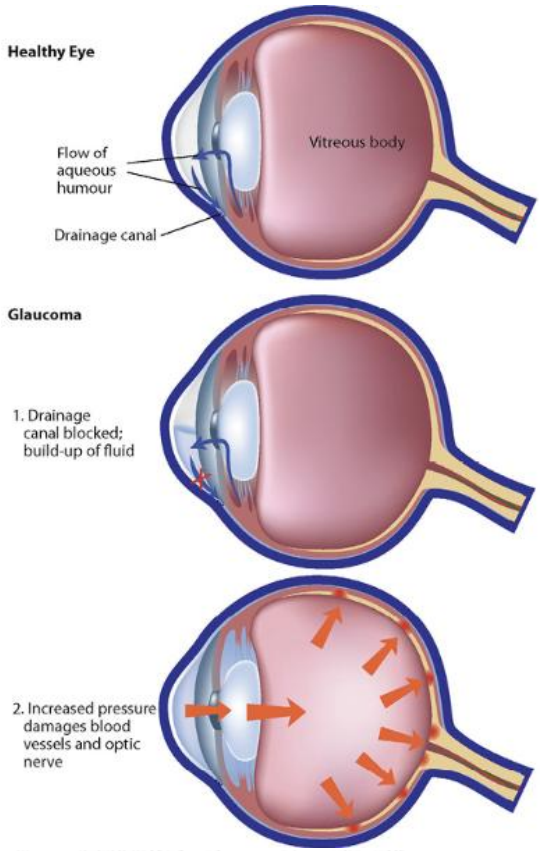

Figure 7.c Healthy Eye vs. Eye with Glaucoma

Strabismus (Figure 7.d)

A condition of the eye in which there is nonalignment between both eyes. This condition is commonly called squint.

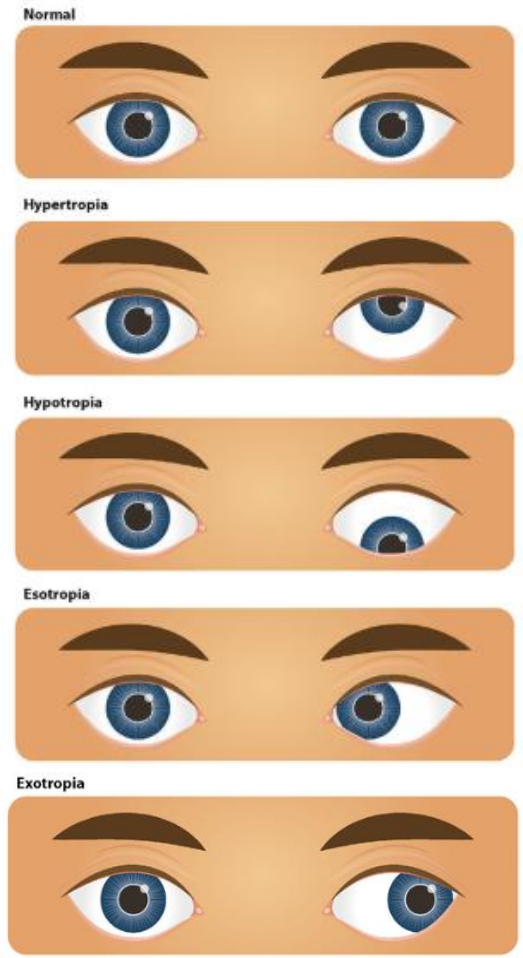

Figure 7.d Types of Strabismus

Figure 7.d Types of Strabismus

Macular Degeneration
This condition occurs because of degeneration in the macula of the eye due to aging and leads to blurry vision. It is a disease that destroys sharp, central vision. Central vision is required to see objects clearly and to do tasks such as reading and driving.

Conjunctivitis
An infection in the eye. The conjunctiva in the eye gets exposed to bacteria and other allergic irritants, which can lead to inflammation and infection. It is also known as pinkeye.

Optic Neuritis
This disorder occurs due to inflammation of the optic nerve. Pain and temporary vision loss are common.

Diseases of the eye and adnexa (H00-H59)

NOTES Use an external cause code following the code for the eye condition, if applicable, to identify the cause of the eye condition

EXCLUDES *certain conditions originating in the perinatal period (P04-P96)*
certain infectious and parasitic diseases (A00-B99)
complications of pregnancy, childbirth and the puerperium (O00-O9A)
congenital malformations, deformations, and chromosomal abnormalities (Q00-Q99)
diabetes mellitus related eye conditions (E09.3-, E10.3-, E11.3-, E13.3-)
endocrine, nutritional and metabolic diseases (E00-E88)
injury (trauma) of eye and orbit (S05.-)
injury, poisoning and certain other consequences of external causes (S00-T88)
neoplasms (C00-D49)
symptoms, signs and abnormal clinical and laboratory findings, not elsewhere classified (R00-R94)
syphilis related eye disorders (A50.01, A50.3-, A51.43, A52.71)

This chapter contains the following blocks:

H00-H05	Disorders of eyelid, lacrimal system and orbit
H10-H11	Disorders of conjunctiva
H15-H22	Disorders of sclera, cornea, iris and ciliary body
H25-H28	Disorders of lens
H30-H36	Disorders of choroid and retina
H40-H42	Glaucoma
H43-H44	Disorders of vitreous body and globe
H46-H47	Disorders of optic nerve and visual pathways
H49-H52	Disorders of ocular muscles, binocular movement, accommodation and refraction
H53-H54	Visual disturbances and blindness
H55-H57	Other disorders of eye and adnexa
H59	Intraoperative and postprocedural complications and disorders of eye and adnexa, not elsewhere classified

Disorders of eyelid, lacrimal system and orbit (H00-H05)

EXCLUDES *open wound of eyelid (S01.1-)*

superficial injury of eyelid (S00.1-, S00.2-)

4th H00 **Hordeolum and chalazion**

5th H00.0 **Hordeolum (externum) (internum) of eyelid**

6th H00.01 **Hordeolum externum**

Hordeolum NOS

Stye

H00.011 **Hordeolum externum right upper eyelid**

H00.012 **Hordeolum externum right lower eyelid**

H00.013 **Hordeolum externum right eye, unspecified eyelid**

H00.014 **Hordeolum externum left upper eyelid**

H00.015 **Hordeolum externum left lower eyelid**

H00.016 **Hordeolum externum left eye, unspecified eyelid**

H00.019 **Hordeolum externum unspecified eye, unspecified eyelid**

6th H00.02 **Hordeolum internum**

Infection of meibomian gland

H00.021 **Hordeolum internum right upper eyelid**

H00.022 **Hordeolum internum right lower eyelid**

H00.023 **Hordeolum internum right eye, unspecified eyelid**

H00.024 **Hordeolum internum left upper eyelid**

H00.025 **Hordeolum internum left lower eyelid**

H00.026 **Hordeolum internum left eye, unspecified eyelid**

H00.029 **Hordeolum internum unspecified eye, unspecified eyelid**

6th H00.03 Abscess of eyelid

Furuncle of eyelid

H00.031 Abscess of right upper eyelid

H00.032 Abscess of right lower eyelid

H00.033 Abscess of eyelid right eye, unspecified eyelid

H00.034 Abscess of left upper eyelid

H00.035 Abscess of left lower eyelid

H00.036 Abscess of eyelid left eye, unspecified eyelid

H00.039 Abscess of eyelid unspecified eye, unspecified eyelid

5th H00.1 Chalazion

Meibomian (gland) cyst

EXCLUDES *infected meibomian gland (H00.02-)*

H00.11 Chalazion right upper eyelid

H00.12 Chalazion right lower eyelid

H00.13 Chalazion right eye, unspecified eyelid

H00.14 Chalazion left upper eyelid

H00.15 Chalazion left lower eyelid

H00.16 Chalazion left eye, unspecified eyelid

H00.19 Chalazion unspecified eye, unspecified eyelid

4th H01 Other inflammation of eyelid

5th H01.0 Blepharitis (Figure 7.1)

EXCLUDES *blepharoconjunctivitis (H10.5-)*

6th H01.00 Unspecified blepharitis

H01.001 Unspecified blepharitis right upper eyelid

H01.002 Unspecified blepharitis right lower eyelid

H01.003 Unspecified blepharitis right eye, unspecified eyelid

H01.004 Unspecified blepharitis left upper eyelid

H01.005 Unspecified blepharitis left lower eyelid

H01.006 Unspecified blepharitis left eye, unspecified eyelid

H01.009 Unspecified blepharitis unspecified eye, unspecified eyelid

H01.00A Unspecified blepharitis right eye, upper and lower eyelids

H01.00B Unspecified blepharitis left eye, upper and lower eyelids

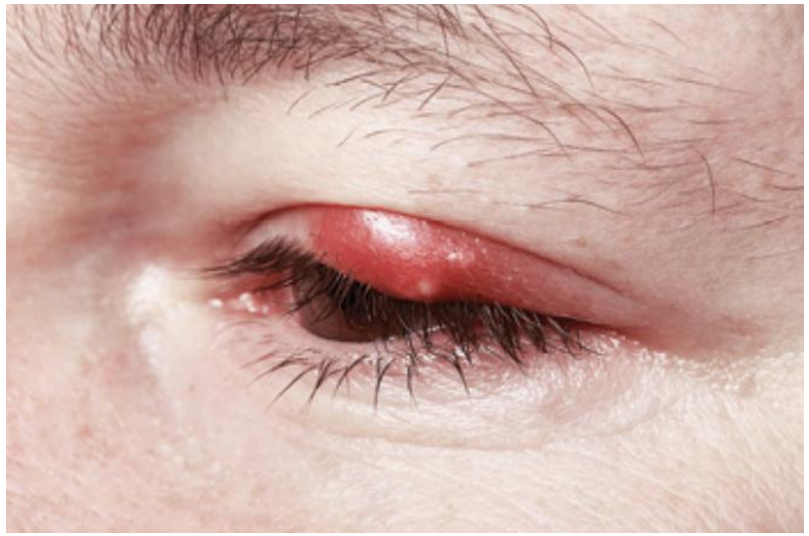

Figure 7.1 Blepharitis

- H01.01 Ulcerative blepharitis
  - H01.011 Ulcerative blepharitis right upper eyelid
  - H01.012 Ulcerative blepharitis right lower eyelid
  - H01.013 Ulcerative blepharitis right eye, unspecified eyelid
  - H01.014 Ulcerative blepharitis left upper eyelid
  - H01.015 Ulcerative blepharitis left lower eyelid
  - H01.016 Ulcerative blepharitis left eye, unspecified eyelid
  - H01.019 Ulcerative blepharitis unspecified eye, unspecified eyelid
  - H01.01A Ulcerative blepharitis right eye, upper and lower eyelids
  - H01.01B Ulcerative blepharitis left eye, upper and lower eyelids

6th H01.02 Squamous blepharitis

- H01.021 Squamous blepharitis right upper eyelid
- H01.022 Squamous blepharitis right lower eyelid
- H01.023 Squamous blepharitis right eye, unspecified eyelid
- H01.024 Squamous blepharitis left upper eyelid
- H01.025 Squamous blepharitis left lower eyelid
- H01.026 Squamous blepharitis left eye, unspecified eyelid
- H01.029 Squamous blepharitis unspecified eye, unspecified eyelid
- H01.02A Squamous blepharitis right eye, upper and lower eyelids
- H01.02B Squamous blepharitis left eye, upper and lower eyelids

5th H01.1 Noninfectious dermatoses of eyelid

6th H01.11 Allergic dermatitis of eyelid

Contact dermatitis of eyelid

- H01.111 Allergic dermatitis of right upper eyelid
- H01.112 Allergic dermatitis of right lower eyelid
- H01.113 Allergic dermatitis of right eye, unspecified eyelid
- H01.114 Allergic dermatitis of left upper eyelid
- H01.115 Allergic dermatitis of left lower eyelid
- H01.116 Allergic dermatitis of left eye, unspecified eyelid
- H01.119 Allergic dermatitis of unspecified eye, unspecified eyelid

6th H01.12 Discoid lupus erythematosus of eyelid

- H01.121 Discoid lupus erythematosus of right upper eyelid RxHCC
- H01.122 Discoid lupus erythematosus of right lower eyelid RxHCC
- H01.123 Discoid lupus erythematosus of right eye, unspecified eyelid RxHCC
- H01.124 Discoid lupus erythematosus of left upper eyelid RxHCC
- H01.125 Discoid lupus erythematosus of left lower eyelid RxHCC
- H01.126 Discoid lupus erythematosus of left eye, unspecified eyelid RxHCC
- H01.129 Discoid lupus erythematosus of unspecified eye, unspecified eyelid RxHCC

6th H01.13 Eczematous dermatitis of eyelid
- H01.131 Eczematous dermatitis of right upper eyelid
- H01.132 Eczematous dermatitis of right lower eyelid
- H01.133 Eczematous dermatitis of right eye, unspecified eyelid
- H01.134 Eczematous dermatitis of left upper eyelid
- H01.135 Eczematous dermatitis of left lower eyelid
- H01.136 Eczematous dermatitis of left eye, unspecified eyelid
- H01.139 Eczematous dermatitis of unspecified eye, unspecified eyelid

6th H01.14 Xeroderma of eyelid
- H01.141 Xeroderma of right upper eyelid
- H01.142 Xeroderma of right lower eyelid
- H01.143 Xeroderma of right eye, unspecified eyelid
- H01.144 Xeroderma of left upper eyelid
- H01.145 Xeroderma of left lower eyelid
- H01.146 Xeroderma of left eye, unspecified eyelid
- H01.149 Xeroderma of unspecified eye, unspecified eyelid

5th H01.8 Other specified inflammations of eyelid

*Code also, if applicable, infestation by Demodex mites (B88.01)

- H01.81 Other specified inflammation of right upper eyelid
- H01.82 Other specified inflammation of right lower eyelid
- H01.83 Other specified inflammation of right eye, unspecified eyelid
- H01.84 Other specified inflammation of left upper eyelid
- H01.85 Other specified inflammation of left lower eyelid
- H01.86 Other specified inflammation of left eye, unspecified eyelid
- H01.89 Other specified inflammation of unspecified eye, unspecified eyelid
- H01.8A Other specified inflammation of right eye, upper and lower eyelids
- H01.8B Other specified inflammation of left eye, upper and lower eyelids

H01.9 Unspecified inflammation of eyelid

Inflammation of eyelid NOS

- H02 Other disorders of eyelid
  - EXCLUDES1 *congenital malformations of eyelid (Q10.0-Q10.3)*
  - H02.0 Entropion and trichiasis of eyelid
    - H02.00 Unspecified entropion of eyelid
      - H02.001 Unspecified entropion of right upper eyelid
      - H02.002 Unspecified entropion of right lower eyelid
      - H02.003 Unspecified entropion of right eye, unspecified eyelid
      - H02.004 Unspecified entropion of left upper eyelid
      - H02.005 Unspecified entropion of left lower eyelid
      - H02.006 Unspecified entropion of left eye, unspecified eyelid
      - H02.009 Unspecified entropion of unspecified eye, unspecified eyelid
    - H02.01 Cicatricial entropion of eyelid
      - H02.011 Cicatricial entropion of right upper eyelid
      - H02.012 Cicatricial entropion of right lower eyelid
      - H02.013 Cicatricial entropion of right eye, unspecified eyelid
      - H02.014 Cicatricial entropion of left upper eyelid
      - H02.015 Cicatricial entropion of left lower eyelid
      - H02.016 Cicatricial entropion of left eye, unspecified eyelid
      - H02.019 Cicatricial entropion of unspecified eye, unspecified eyelid
    - H02.02 Mechanical entropion of eyelid
      - H02.021 Mechanical entropion of right upper eyelid
      - H02.022 Mechanical entropion of right lower eyelid
      - H02.023 Mechanical entropion of right eye, unspecified eyelid
      - H02.024 Mechanical entropion of left upper eyelid
      - H02.025 Mechanical entropion of left lower eyelid
      - H02.026 Mechanical entropion of left eye, unspecified eyelid
      - H02.029 Mechanical entropion of unspecified eye, unspecified eyelid

6th H02.03 Senile entropion of eyelid

- H02.031 Senile entropion of right upper eyelid A
- H02.032 Senile entropion of right lower eyelid A
- H02.033 Senile entropion of right eye, unspecified eyelid A
- H02.034 Senile entropion of left upper eyelid A
- H02.035 Senile entropion of left lower eyelid A
- H02.036 Senile entropion of left eye, unspecified eyelid A
- H02.039 Senile entropion of unspecified eye, unspecified eyelid A

6th H02.04 Spastic entropion of eyelid

- H02.041 Spastic entropion of right upper eyelid
- H02.042 Spastic entropion of right lower eyelid
- H02.043 Spastic entropion of right eye, unspecified eyelid
- H02.044 Spastic entropion of left upper eyelid
- H02.045 Spastic entropion of left lower eyelid
- H02.046 Spastic entropion of left eye, unspecified eyelid
- H02.049 Spastic entropion of unspecified eye, unspecified eyelid

6th H02.05 Trichiasis without entropion

DEFINITION: Trichiasis is the ingrowth of the eyelashes.

- H02.051 Trichiasis without entropion right upper eyelid
- H02.052 Trichiasis without entropion right lower eyelid
- H02.053 Trichiasis without entropion right eye, unspecified eyelid
- H02.054 Trichiasis without entropion left upper eyelid
- H02.055 Trichiasis without entropion left lower eyelid
- H02.056 Trichiasis without entropion left eye, unspecified eyelid
- H02.059 Trichiasis without entropion unspecified eye, unspecified eyelid

- H02.1 Ectropion of eyelid
  - H02.10 Unspecified ectropion of eyelid
    - H02.101 Unspecified ectropion of right upper eyelid
    - H02.102 Unspecified ectropion of right lower eyelid
    - H02.103 Unspecified ectropion of right eye, unspecified eyelid
    - H02.104 Unspecified ectropion of left upper eyelid
    - H02.105 Unspecified ectropion of left lower eyelid
    - H02.106 Unspecified ectropion of left eye, unspecified eyelid
    - H02.109 Unspecified ectropion of unspecified eye, unspecified eyelid
  - H02.11 Cicatricial ectropion of eyelid
    - H02.111 Cicatricial ectropion of right upper eyelid
    - H02.112 Cicatricial ectropion of right lower eyelid
    - H02.113 Cicatricial ectropion of right eye, unspecified eyelid
    - H02.114 Cicatricial ectropion of left upper eyelid
    - H02.115 Cicatricial ectropion of left lower eyelid
    - H02.116 Cicatricial ectropion of left eye, unspecified eyelid
    - H02.119 Cicatricial ectropion of unspecified eye, unspecified eyelid
  - H02.12 Mechanical ectropion of eyelid
    - H02.121 Mechanical ectropion of right upper eyelid
    - H02.122 Mechanical ectropion of right lower eyelid
    - H02.123 Mechanical ectropion of right eye, unspecified eyelid
    - H02.124 Mechanical ectropion of left upper eyelid
    - H02.125 Mechanical ectropion of left lower eyelid
    - H02.126 Mechanical ectropion of left eye, unspecified eyelid
    - H02.129 Mechanical ectropion of unspecified eye, unspecified eyelid
  - H02.13 Senile ectropion of eyelid
    - H02.131 Senile ectropion of right upper eyelid A
    - H02.132 Senile ectropion of right lower eyelid A
    - H02.133 Senile ectropion of right eye, unspecified eyelid A
    - H02.134 Senile ectropion of left upper eyelid A
    - H02.135 Senile ectropion of left lower eyelid A
    - H02.136 Senile ectropion of left eye, unspecified eyelid A
    - H02.139 Senile ectropion of unspecified eye, unspecified eyelid A

- H02.14 Spastic ectropion of eyelid
  - H02.141 Spastic ectropion of right upper eyelid
  - H02.142 Spastic ectropion of right lower eyelid
  - H02.143 Spastic ectropion of right eye, unspecified eyelid
  - H02.144 Spastic ectropion of left upper eyelid
  - H02.145 Spastic ectropion of left lower eyelid
  - H02.146 Spastic ectropion of left eye, unspecified eyelid
  - H02.149 Spastic ectropion of unspecified eye, unspecified eyelid
- H02.15 Paralytic ectropion of eyelid
  - H02.151 Paralytic ectropion of right upper eyelid
    - **AHA:** Q4 2018
  - H02.152 Paralytic ectropion of right lower eyelid
    - **AHA:** Q4 2018
  - H02.153 Paralytic ectropion of right eye, unspecified eyelid
    - **AHA:** Q4 2018
  - H02.154 Paralytic ectropion of left upper eyelid
    - **AHA:** Q4 2018
  - H02.155 Paralytic ectropion of left lower eyelid
    - **AHA:** Q4 2018
  - H02.156 Paralytic ectropion of left eye, unspecified eyelid
    - **AHA:** Q4 2018
  - H02.159 Paralytic ectropion of unspecified eye, unspecified eyelid
    - **AHA:** Q4 2018

- H02.2 Lagophthalmos
  - H02.20 Unspecified lagophthalmos
    - H02.201 Unspecified lagophthalmos right upper eyelid
    - H02.202 Unspecified lagophthalmos right lower eyelid
    - H02.203 Unspecified lagophthalmos right eye, unspecified eyelid
    - H02.204 Unspecified lagophthalmos left upper eyelid
    - H02.205 Unspecified lagophthalmos left lower eyelid
    - H02.206 Unspecified lagophthalmos left eye, unspecified eyelid
    - H02.209 Unspecified lagophthalmos unspecified eye, unspecified eyelid
    - H02.20A Unspecified lagophthalmos right eye, upper and lower eyelids
      AHA: Q4 2018
    - H02.20B Unspecified lagophthalmos left eye, upper and lower eyelids
      AHA: Q4 2018
    - H02.20C Unspecified lagophthalmos, bilateral, upper and lower eyelids
      AHA: Q4 2018
  - H02.21 Cicatricial lagophthalmos
    - H02.211 Cicatricial lagophthalmos right upper eyelid
    - H02.212 Cicatricial lagophthalmos right lower eyelid
    - H02.213 Cicatricial lagophthalmos right eye, unspecified eyelid
    - H02.214 Cicatricial lagophthalmos left upper eyelid
    - H02.215 Cicatricial lagophthalmos left lower eyelid
    - H02.216 Cicatricial lagophthalmos left eye, unspecified eyelid
    - H02.219 Cicatricial lagophthalmos unspecified eye, unspecified eyelid
    - H02.21A Cicatricial lagophthalmos right eye, upper and lower eyelids
      AHA: Q4 2018
    - H02.21B Cicatricial lagophthalmos left eye, upper and lower eyelids
      AHA: Q4 2018
    - H02.21C Cicatricial lagophthalmos, bilateral, upper and lower eyelids
      AHA: Q4 2018

- H02.22 Mechanical lagophthalmos
  - H02.221 Mechanical lagophthalmos right upper eyelid
  - H02.222 Mechanical lagophthalmos right lower eyelid
  - H02.223 Mechanical lagophthalmos right eye, unspecified eyelid
  - H02.224 Mechanical lagophthalmos left upper eyelid
  - H02.225 Mechanical lagophthalmos left lower eyelid
  - H02.226 Mechanical lagophthalmos left eye, unspecified eyelid
  - H02.229 Mechanical lagophthalmos unspecified eye, unspecified eyelid
  - H02.22A Mechanical lagophthalmos right eye, upper and lower eyelids
    - AHA: Q4 2018
  - H02.22B Mechanical lagophthalmos left eye, upper and lower eyelids
    - AHA: Q4 2018
  - H02.22C Mechanical lagophthalmos, bilateral, upper and lower eyelids
    - AHA: Q4 2018
- H02.23 Paralytic lagophthalmos
  - H02.231 Paralytic lagophthalmos right upper eyelid
  - H02.232 Paralytic lagophthalmos right lower eyelid
  - H02.233 Paralytic lagophthalmos right eye, unspecified eyelid
  - H02.234 Paralytic lagophthalmos left upper eyelid
  - H02.235 Paralytic lagophthalmos left lower eyelid
  - H02.236 Paralytic lagophthalmos left eye, unspecified eyelid
  - H02.239 Paralytic lagophthalmos unspecified eye, unspecified eyelid
  - H02.23A Paralytic lagophthalmos right eye, upper and lower eyelids
    - AHA: Q4 2018
  - H02.23B Paralytic lagophthalmos left eye, upper and lower eyelids
    - AHA: Q4 2018
  - H02.23C Paralytic lagophthalmos, bilateral, upper and lower eyelids
    - AHA: Q4 2018

- H02.3 Blepharochalasis
  - Pseudoptosis
  - H02.30 Blepharochalasis unspecified eye, unspecified eyelid
  - H02.31 Blepharochalasis right upper eyelid
  - H02.32 Blepharochalasis right lower eyelid
  - H02.33 Blepharochalasis right eye, unspecified eyelid
  - H02.34 Blepharochalasis left upper eyelid
  - H02.35 Blepharochalasis left lower eyelid
  - H02.36 Blepharochalasis left eye, unspecified eyelid
- H02.4 Ptosis of eyelid
  - H02.40 Unspecified ptosis of eyelid
    - H02.401 Unspecified ptosis of right eyelid
    - H02.402 Unspecified ptosis of left eyelid
    - H02.403 Unspecified ptosis of bilateral eyelids
    - H02.409 Unspecified ptosis of unspecified eyelid
  - H02.41 Mechanical ptosis of eyelid
    - H02.411 Mechanical ptosis of right eyelid
    - H02.412 Mechanical ptosis of left eyelid
    - H02.413 Mechanical ptosis of bilateral eyelids
    - H02.419 Mechanical ptosis of unspecified eyelid
  - H02.42 Myogenic ptosis of eyelid
    - H02.421 Myogenic ptosis of right eyelid
    - H02.422 Myogenic ptosis of left eyelid
    - H02.423 Myogenic ptosis of bilateral eyelids
    - H02.429 Myogenic ptosis of unspecified eyelid

6th H02.43 Paralytic ptosis of eyelid
Neurogenic ptosis of eyelid
H02.431 Paralytic ptosis of right eyelid
H02.432 Paralytic ptosis of left eyelid
H02.433 Paralytic ptosis of bilateral eyelids
H02.439 Paralytic ptosis unspecified eyelid

5th H02.5 Other disorders affecting eyelid function
Excludes1 *blepharospasm (G24.5)*
organic tic (G25.69)
psychogenic tic (F95.-)

6th H02.51 Abnormal innervation syndrome
H02.511 Abnormal innervation syndrome right upper eyelid
H02.512 Abnormal innervation syndrome right lower eyelid
H02.513 Abnormal innervation syndrome right eye, unspecified eyelid
H02.514 Abnormal innervation syndrome left upper eyelid
H02.515 Abnormal innervation syndrome left lower eyelid
H02.516 Abnormal innervation syndrome left eye, unspecified eyelid
H02.519 Abnormal innervation syndrome unspecified eye, unspecified eyelid

6th H02.52 Blepharophimosis
Ankyloblepharon
H02.521 Blepharophimosis right upper eyelid
H02.522 Blepharophimosis right lower eyelid
H02.523 Blepharophimosis right eye, unspecified eyelid
H02.524 Blepharophimosis left upper eyelid
H02.525 Blepharophimosis left lower eyelid
H02.526 Blepharophimosis left eye, unspecified eyelid
H02.529 Blepharophimosis unspecified eye, unspecified lid

- H02.53 Eyelid retraction
  - Eyelid lag
  - H02.531 Eyelid retraction right upper eyelid
  - H02.532 Eyelid retraction right lower eyelid
  - H02.533 Eyelid retraction right eye, unspecified eyelid
  - H02.534 Eyelid retraction left upper eyelid
  - H02.535 Eyelid retraction left lower eyelid
  - H02.536 Eyelid retraction left eye, unspecified eyelid
  - H02.539 Eyelid retraction unspecified eye, unspecified lid
- H02.59 Other disorders affecting eyelid function
  - Deficient blink reflex
  - Sensory disorders
- H02.6 Xanthelasma of eyelid
  - H02.60 Xanthelasma of unspecified eye, unspecified eyelid
  - H02.61 Xanthelasma of right upper eyelid
  - H02.62 Xanthelasma of right lower eyelid
  - H02.63 Xanthelasma of right eye, unspecified eyelid
  - H02.64 Xanthelasma of left upper eyelid
  - H02.65 Xanthelasma of left lower eyelid
  - H02.66 Xanthelasma of left eye, unspecified eyelid
- H02.7 Other and unspecified degenerative disorders of eyelid and periocular area
  - H02.70 Unspecified degenerative disorders of eyelid and periocular area
  - H02.71 Chloasma of eyelid and periocular area
    - Dyspigmentation of eyelid
    - Hyperpigmentation of eyelid
    - H02.711 Chloasma of right upper eyelid and periocular area
    - H02.712 Chloasma of right lower eyelid and periocular area
    - H02.713 Chloasma of right eye, unspecified eyelid and periocular area
    - H02.714 Chloasma of left upper eyelid and periocular area
    - H02.715 Chloasma of left lower eyelid and periocular area
    - H02.716 Chloasma of left eye, unspecified eyelid and periocular area
    - H02.719 Chloasma of unspecified eye, unspecified eyelid and periocular area

6th H02.72 Madarosis of eyelid and periocular area

Hypotrichosis of eyelid

H02.721 Madarosis of right upper eyelid and periocular area

H02.722 Madarosis of right lower eyelid and periocular area

H02.723 Madarosis of right eye, unspecified eyelid and periocular area

H02.724 Madarosis of left upper eyelid and periocular area

H02.725 Madarosis of left lower eyelid and periocular area

H02.726 Madarosis of left eye, unspecified eyelid and periocular area

H02.729 Madarosis of unspecified eye, unspecified eyelid and periocular area

6th H02.73 Vitiligo of eyelid and periocular area

Hypopigmentation of eyelid

H02.731 Vitiligo of right upper eyelid and periocular area

H02.732 Vitiligo of right lower eyelid and periocular area

H02.733 Vitiligo of right eye, unspecified eyelid and periocular area

H02.734 Vitiligo of left upper eyelid and periocular area

H02.735 Vitiligo of left lower eyelid and periocular area

H02.736 Vitiligo of left eye, unspecified eyelid and periocular area

H02.739 Vitiligo of unspecified eye, unspecified eyelid and periocular area

H02.79 Other degenerative disorders of eyelid and periocular area

5th H02.8 Other specified disorders of eyelid

6th H02.81 Retained foreign body in eyelid

Use additional code to identify the type of retained foreign body (Z18.-)

EXCLUDES *laceration of eyelid with foreign body (S01.12-)*

retained intraocular foreign body (H44.6-, H44.7-)

superficial foreign body of eyelid and periocular area (S00.25-)

H02.811 Retained foreign body in right upper eyelid

H02.812 Retained foreign body in right lower eyelid

H02.813 Retained foreign body in right eye, unspecified eyelid

H02.814 Retained foreign body in left upper eyelid

H02.815 Retained foreign body in left lower eyelid

H02.816 Retained foreign body in left eye, unspecified eyelid

H02.819 Retained foreign body in unspecified eye, unspecified eyelid

- H02.82 Cysts of eyelid
  - Sebaceous cyst of eyelid
  - H02.821 Cysts of right upper eyelid
  - H02.822 Cysts of right lower eyelid
  - H02.823 Cysts of right eye, unspecified eyelid
  - H02.824 Cysts of left upper eyelid
  - H02.825 Cysts of left lower eyelid
  - H02.826 Cysts of left eye, unspecified eyelid
  - H02.829 Cysts of unspecified eye, unspecified eyelid
- H02.83 Dermatochalasis of eyelid
  - H02.831 Dermatochalasis of right upper eyelid
  - H02.832 Dermatochalasis of right lower eyelid
  - H02.833 Dermatochalasis of right eye, unspecified eyelid
  - H02.834 Dermatochalasis of left upper eyelid
  - H02.835 Dermatochalasis of left lower eyelid
  - H02.836 Dermatochalasis of left eye, unspecified eyelid
  - H02.839 Dermatochalasis of unspecified eye, unspecified eyelid
- H02.84 Edema of eyelid
  - Hyperemia of eyelid
  - H02.841 Edema of right upper eyelid
  - H02.842 Edema of right lower eyelid
  - H02.843 Edema of right eye, unspecified eyelid
  - H02.844 Edema of left upper eyelid
  - H02.845 Edema of left lower eyelid
  - H02.846 Edema of left eye, unspecified eyelid
  - H02.849 Edema of unspecified eye, unspecified eyelid

H02.85 Elephantiasis of eyelid
- H02.851 Elephantiasis of right upper eyelid
- H02.852 Elephantiasis of right lower eyelid
- H02.853 Elephantiasis of right eye, unspecified eyelid
- H02.854 Elephantiasis of left upper eyelid
- H02.855 Elephantiasis of left lower eyelid
- H02.856 Elephantiasis of left eye, unspecified eyelid
- H02.859 Elephantiasis of unspecified eye, unspecified eyelid

H02.86 Hypertrichosis of eyelid
- H02.861 Hypertrichosis of right upper eyelid
- H02.862 Hypertrichosis of right lower eyelid
- H02.863 Hypertrichosis of right eye, unspecified eyelid
- H02.864 Hypertrichosis of left upper eyelid
- H02.865 Hypertrichosis of left lower eyelid
- H02.866 Hypertrichosis of left eye, unspecified eyelid
- H02.869 Hypertrichosis of unspecified eye, unspecified eyelid

H02.87 Vascular anomalies of eyelid
- H02.871 Vascular anomalies of right upper eyelid
- H02.872 Vascular anomalies of right lower eyelid
- H02.873 Vascular anomalies of right eye, unspecified eyelid
- H02.874 Vascular anomalies of left upper eyelid
- H02.875 Vascular anomalies of left lower eyelid
- H02.876 Vascular anomalies of left eye, unspecified eyelid
- H02.879 Vascular anomalies of unspecified eye, unspecified eyelid

H02.88 Meibomian gland dysfunction of eyelid
- H02.881 Meibomian gland dysfunction right upper eyelid

AHA: Q4 2018

H02.882 Meibomian gland dysfunction right lower eyelid

AHA: Q4 2018

H02.883 Meibomian gland dysfunction of right eye, unspecified eyelid

AHA: Q4 2018

H02.884 Meibomian gland dysfunction left upper eyelid

AHA: Q4 2018

H02.885 Meibomian gland dysfunction left lower eyelid

AHA: Q4 2018

H02.886 Meibomian gland dysfunction of left eye, unspecified eyelid

AHA: Q4 2018

H02.889 Meibomian gland dysfunction of unspecified eye, unspecified eyelid

AHA: Q4 2018

H02.88A Meibomian gland dysfunction right eye, upper and lower eyelids

AHA: Q4 2018

H02.88B Meibomian gland dysfunction left eye, upper and lower eyelids

AHA: Q4 2018

H02.89 Other specified disorders of eyelid

Hemorrhage of eyelid

H02.9 Unspecified disorder of eyelid

Disorder of eyelid NOS

4th H04 Disorders of lacrimal system (Figure 7.2)

EXCLUDES1 *congenital malformations of lacrimal system (Q10.4-Q10.6)*

5th H04.0 Dacryoadenitis

6th H04.00 Unspecified dacryoadenitis

H04.001 Unspecified dacryoadenitis, right lacrimal gland

H04.002 Unspecified dacryoadenitis, left lacrimal gland

H04.003 Unspecified dacryoadenitis, bilateral lacrimal glands

H04.009 Unspecified dacryoadenitis, unspecified lacrimal gland

- H04.01 Acute dacryoadenitis
  - H04.011 Acute dacryoadenitis, right lacrimal gland
  - H04.012 Acute dacryoadenitis, left lacrimal gland
  - H04.013 Acute dacryoadenitis, bilateral lacrimal glands
  - H04.019 Acute dacryoadenitis, unspecified lacrimal gland
- H04.02 Chronic dacryoadenitis
  - H04.021 Chronic dacryoadenitis, right lacrimal gland
  - H04.022 Chronic dacryoadenitis, left lacrimal gland
  - H04.023 Chronic dacryoadenitis, bilateral lacrimal gland
  - H04.029 Chronic dacryoadenitis, unspecified lacrimal gland
- H04.03 Chronic enlargement of lacrimal gland
  - H04.031 Chronic enlargement of right lacrimal gland
  - H04.032 Chronic enlargement of left lacrimal gland
  - H04.033 Chronic enlargement of bilateral lacrimal glands
  - H04.039 Chronic enlargement of unspecified lacrimal gland

H04.1 Other disorders of lacrimal gland

- H04.11 Dacryops
  - H04.111 Dacryops of right lacrimal gland
  - H04.112 Dacryops of left lacrimal gland
  - H04.113 Dacryops of bilateral lacrimal glands
  - H04.119 Dacryops of unspecified lacrimal gland
- H04.12 Dry eye syndrome

  Tear film insufficiency, NOS
  - H04.121 Dry eye syndrome of right lacrimal gland
  - H04.122 Dry eye syndrome of left lacrimal gland
  - H04.123 Dry eye syndrome of bilateral lacrimal glands
  - H04.129 Dry eye syndrome of unspecified lacrimal gland

- H04.13 Lacrimal cyst
  - Lacrimal cystic degeneration
  - H04.131 Lacrimal cyst, right lacrimal gland
  - H04.132 Lacrimal cyst, left lacrimal gland
  - H04.133 Lacrimal cyst, bilateral lacrimal glands
  - H04.139 Lacrimal cyst, unspecified lacrimal gland
- H04.14 Primary lacrimal gland atrophy
  - H04.141 Primary lacrimal gland atrophy, right lacrimal gland
  - H04.142 Primary lacrimal gland atrophy, left lacrimal gland
  - H04.143 Primary lacrimal gland atrophy, bilateral lacrimal glands
  - H04.149 Primary lacrimal gland atrophy, unspecified lacrimal gland
- H04.15 Secondary lacrimal gland atrophy
  - H04.151 Secondary lacrimal gland atrophy, right lacrimal gland
  - H04.152 Secondary lacrimal gland atrophy, left lacrimal gland
  - H04.153 Secondary lacrimal gland atrophy, bilateral lacrimal glands
  - H04.159 Secondary lacrimal gland atrophy, unspecified lacrimal gland
- H04.16 Lacrimal gland dislocation
  - H04.161 Lacrimal gland dislocation, right lacrimal gland
  - H04.162 Lacrimal gland dislocation, left lacrimal gland
  - H04.163 Lacrimal gland dislocation, bilateral lacrimal glands
  - H04.169 Lacrimal gland dislocation, unspecified lacrimal gland
- H04.19 Other specified disorders of lacrimal gland

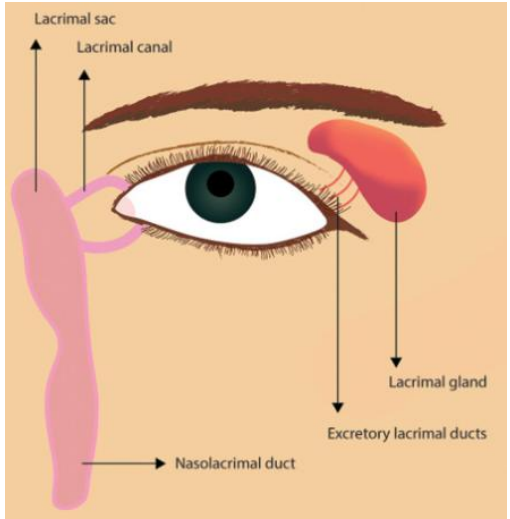

Figure 7.2 Lacrimal System

- 5th H04.2 Epiphora
  - 6th H04.20 Unspecified epiphora
    - H04.201 Unspecified epiphora, right side
    - H04.202 Unspecified epiphora, left side
    - H04.203 Unspecified epiphora, bilateral
    - H04.209 Unspecified epiphora, unspecified side
  - 6th H04.21 Epiphora due to excess lacrimation
    - H04.211 Epiphora due to excess lacrimation, right lacrimal gland
    - H04.212 Epiphora due to excess lacrimation, left lacrimal gland
    - H04.213 Epiphora due to excess lacrimation, bilateral lacrimal glands
    - H04.219 Epiphora due to excess lacrimation, unspecified lacrimal gland
  - 6th H04.22 Epiphora due to insufficient drainage
    - H04.221 Epiphora due to insufficient drainage, right side
    - H04.222 Epiphora due to insufficient drainage, left side
    - H04.223 Epiphora due to insufficient drainage, bilateral
    - H04.229 Epiphora due to insufficient drainage, unspecified side

5th H04.3 Acute and unspecified inflammation of lacrimal passages

EXCLUDES1 *neonatal dacryocystitis (P39.1)*

6th H04.30 Unspecified dacryocystitis

H04.301 Unspecified dacryocystitis of right lacrimal passage

H04.302 Unspecified dacryocystitis of left lacrimal passage

H04.303 Unspecified dacryocystitis of bilateral lacrimal passages

H04.309 Unspecified dacryocystitis of unspecified lacrimal passage

6th H04.31 Phlegmonous dacryocystitis

H04.311 Phlegmonous dacryocystitis of right lacrimal passage

H04.312 Phlegmonous dacryocystitis of left lacrimal passage

H04.313 Phlegmonous dacryocystitis of bilateral lacrimal passages

H04.319 Phlegmonous dacryocystitis of unspecified lacrimal passage

6th H04.32 Acute dacryocystitis

Acute dacryopericystitis

H04.321 Acute dacryocystitis of right lacrimal passage

H04.322 Acute dacryocystitis of left lacrimal passage

H04.323 Acute dacryocystitis of bilateral lacrimal passages

H04.329 Acute dacryocystitis of unspecified lacrimal passage

6th H04.33 Acute lacrimal canaliculitis

H04.331 Acute lacrimal canaliculitis of right lacrimal passage

H04.332 Acute lacrimal canaliculitis of left lacrimal passage

H04.333 Acute lacrimal canaliculitis of bilateral lacrimal passages

H04.339 Acute lacrimal canaliculitis of unspecified lacrimal passage

- H04.4 Chronic inflammation of lacrimal passages
  - H04.41 Chronic dacryocystitis
    - H04.411 Chronic dacryocystitis of right lacrimal passage
    - H04.412 Chronic dacryocystitis of left lacrimal passage
    - H04.413 Chronic dacryocystitis of bilateral lacrimal passages
    - H04.419 Chronic dacryocystitis of unspecified lacrimal passage
  - H04.42 Chronic lacrimal canaliculitis
    - H04.421 Chronic lacrimal canaliculitis of right lacrimal passage
    - H04.422 Chronic lacrimal canaliculitis of left lacrimal passage
    - H04.423 Chronic lacrimal canaliculitis of bilateral lacrimal passages
    - H04.429 Chronic lacrimal canaliculitis of unspecified lacrimal passage
  - H04.43 Chronic lacrimal mucocele
    - H04.431 Chronic lacrimal mucocele of right lacrimal passage
    - H04.432 Chronic lacrimal mucocele of left lacrimal passage
    - H04.433 Chronic lacrimal mucocele of bilateral lacrimal passages
    - H04.439 Chronic lacrimal mucocele of unspecified lacrimal passage
- H04.5 Stenosis and insufficiency of lacrimal passages
  - H04.51 Dacryolith
    - H04.511 Dacryolith of right lacrimal passage
    - H04.512 Dacryolith of left lacrimal passage
    - H04.513 Dacryolith of bilateral lacrimal passages
    - H04.519 Dacryolith of unspecified lacrimal passage
  - H04.52 Eversion of lacrimal punctum
    - H04.521 Eversion of right lacrimal punctum
    - H04.522 Eversion of left lacrimal punctum
    - H04.523 Eversion of bilateral lacrimal punctum
    - H04.529 Eversion of unspecified lacrimal punctum

- H04.53 Neonatal obstruction of nasolacrimal duct
  - EXCLUDES *congenital stenosis and stricture of lacrimal duct (Q10.5)*
  - H04.531 Neonatal obstruction of right nasolacrimal duct N
  - H04.532 Neonatal obstruction of left nasolacrimal duct N
  - H04.533 Neonatal obstruction of bilateral nasolacrimal duct N
  - H04.539 Neonatal obstruction of unspecified nasolacrimal duct N
- H04.54 Stenosis of lacrimal canaliculi
  - H04.541 Stenosis of right lacrimal canaliculi
  - H04.542 Stenosis of left lacrimal canaliculi
  - H04.543 Stenosis of bilateral lacrimal canaliculi
  - H04.549 Stenosis of unspecified lacrimal canaliculi
- H04.55 Acquired stenosis of nasolacrimal duct
  - H04.551 Acquired stenosis of right nasolacrimal duct
  - H04.552 Acquired stenosis of left nasolacrimal duct
  - H04.553 Acquired stenosis of bilateral nasolacrimal duct
  - H04.559 Acquired stenosis of unspecified nasolacrimal duct
- H04.56 Stenosis of lacrimal punctum
  - H04.561 Stenosis of right lacrimal punctum
  - H04.562 Stenosis of left lacrimal punctum
  - H04.563 Stenosis of bilateral lacrimal punctum
  - H04.569 Stenosis of unspecified lacrimal punctum
- H04.57 Stenosis of lacrimal sac
  - H04.571 Stenosis of right lacrimal sac
  - H04.572 Stenosis of left lacrimal sac
  - H04.573 Stenosis of bilateral lacrimal sac
  - H04.579 Stenosis of unspecified lacrimal sac

- H04.6 Other changes of lacrimal passages
  - H04.61 Lacrimal fistula
    - H04.611 Lacrimal fistula right lacrimal passage
    - H04.612 Lacrimal fistula left lacrimal passage
    - H04.613 Lacrimal fistula bilateral lacrimal passages
    - H04.619 Lacrimal fistula unspecified lacrimal passage
  - H04.69 Other changes of lacrimal passages
- H04.8 Other disorders of lacrimal system
  - H04.81 Granuloma of lacrimal passages
    - H04.811 Granuloma of right lacrimal passage
    - H04.812 Granuloma of left lacrimal passage
    - H04.813 Granuloma of bilateral lacrimal passages
    - H04.819 Granuloma of unspecified lacrimal passage
  - H04.89 Other disorders of lacrimal system
- H04.9 Disorder of lacrimal system, unspecified

H05 Disorders of orbit

EXCLUDES1 *congenital malformation of orbit (Q10.7)*

- H05.0 Acute inflammation of orbit
  - H05.00 Unspecified acute inflammation of orbit CC/MCC Ex0
  - H05.01 Cellulitis of orbit

    Abscess of orbit
    - H05.011 Cellulitis of right orbit CC CC/MCC Ex0
    - H05.012 Cellulitis of left orbit CC CC/MCC Ex0
    - H05.013 Cellulitis of bilateral orbits CC CC/MCC Ex0
    - H05.019 Cellulitis of unspecified orbit CC CC/MCC Ex0

- H05.02 Osteomyelitis of orbit
  - H05.021 Osteomyelitis of right orbit CC CC/MCC Ex0
  - H05.022 Osteomyelitis of left orbit CC CC/MCC Ex0
  - H05.023 Osteomyelitis of bilateral orbits CC CC/MCC Ex0
  - H05.029 Osteomyelitis of unspecified orbit CC CC/MCC Ex0
- H05.03 Periostitis of orbit
  - H05.031 Periostitis of right orbit CC CC/MCC Ex0
  - H05.032 Periostitis of left orbit CC CC/MCC Ex0
  - H05.033 Periostitis of bilateral orbits CC CC/MCC Ex0
  - H05.039 Periostitis of unspecified orbit CC CC/MCC Ex0
- H05.04 Tenonitis of orbit
  - H05.041 Tenonitis of right orbit CC/MCC Ex0
  - H05.042 Tenonitis of left orbit CC/MCC Ex0
  - H05.043 Tenonitis of bilateral orbits CC/MCC Ex0
  - H05.049 Tenonitis of unspecified orbit CC/MCC Ex0

- H05.1 Chronic inflammatory disorders of orbit
  - H05.10 Unspecified chronic inflammatory disorders of orbit
- H05.11 Granuloma of orbit

  Pseudotumor (inflammatory) of orbit
  - H05.111 Granuloma of right orbit
  - H05.112 Granuloma of left orbit
  - H05.113 Granuloma of bilateral orbits
  - H05.119 Granuloma of unspecified orbit
- H05.12 Orbital myositis
  - H05.121 Orbital myositis, right orbit
  - H05.122 Orbital myositis, left orbit
  - H05.123 Orbital myositis, bilateral
  - H05.129 Orbital myositis, unspecified orbit

- H05.2 Exophthalmic conditions
  - H05.20 Unspecified exophthalmos
  - H05.21 Displacement (lateral) of globe
    - H05.211 Displacement (lateral) of globe, right eye
    - H05.212 Displacement (lateral) of globe, left eye
    - H05.213 Displacement (lateral) of globe, bilateral
    - H05.219 Displacement (lateral) of globe, unspecified eye
  - H05.22 Edema of orbit
    - Orbital congestion
    - H05.221 Edema of right orbit
    - H05.222 Edema of left orbit
    - H05.223 Edema of bilateral orbit
    - H05.229 Edema of unspecified orbit
  - H05.23 Hemorrhage of orbit
    - H05.231 Hemorrhage of right orbit
    - H05.232 Hemorrhage of left orbit
    - H05.233 Hemorrhage of bilateral orbit
    - H05.239 Hemorrhage of unspecified orbit
  - H05.24 Constant exophthalmos
    - H05.241 Constant exophthalmos, right eye
    - H05.242 Constant exophthalmos, left eye
    - H05.243 Constant exophthalmos, bilateral
    - H05.249 Constant exophthalmos, unspecified eye
  - H05.25 Intermittent exophthalmos
    - H05.251 Intermittent exophthalmos, right eye
    - H05.252 Intermittent exophthalmos, left eye
    - H05.253 Intermittent exophthalmos, bilateral
    - H05.259 Intermittent exophthalmos, unspecified eye

- H05.26 Pulsating exophthalmos
  - H05.261 Pulsating exophthalmos, right eye
  - H05.262 Pulsating exophthalmos, left eye
  - H05.263 Pulsating exophthalmos, bilateral
  - H05.269 Pulsating exophthalmos, unspecified eye
- H05.3 Deformity of orbit
  - EXCLUDES1 *congenital deformity of orbit (Q10.7)*
    hypertelorism (Q75.2)
  - H05.30 Unspecified deformity of orbit
  - H05.31 Atrophy of orbit
    - H05.311 Atrophy of right orbit
    - H05.312 Atrophy of left orbit
    - H05.313 Atrophy of bilateral orbit
    - H05.319 Atrophy of unspecified orbit
  - H05.32 Deformity of orbit due to bone disease
    - Code also associated bone disease
    - H05.321 Deformity of right orbit due to bone disease
    - H05.322 Deformity of left orbit due to bone disease
    - H05.323 Deformity of bilateral orbits due to bone disease
    - H05.329 Deformity of unspecified orbit due to bone disease
  - H05.33 Deformity of orbit due to trauma or surgery
    - H05.331 Deformity of right orbit due to trauma or surgery
    - H05.332 Deformity of left orbit due to trauma or surgery
    - H05.333 Deformity of bilateral orbits due to trauma or surgery
    - H05.339 Deformity of unspecified orbit due to trauma or surgery

- H05.34 Enlargement of orbit
  - H05.341 Enlargement of right orbit
  - H05.342 Enlargement of left orbit
  - H05.343 Enlargement of bilateral orbits
  - H05.349 Enlargement of unspecified orbit
- H05.35 Exostosis of orbit
  - H05.351 Exostosis of right orbit
  - H05.352 Exostosis of left orbit
  - H05.353 Exostosis of bilateral orbits
  - H05.359 Exostosis of unspecified orbit

H05.4 Enophthalmos

- H05.40 Unspecified enophthalmos
  - H05.401 Unspecified enophthalmos, right eye
  - H05.402 Unspecified enophthalmos, left eye
  - H05.403 Unspecified enophthalmos, bilateral
  - H05.409 Unspecified enophthalmos, unspecified eye
- H05.41 Enophthalmos due to atrophy of orbital tissue
  - H05.411 Enophthalmos due to atrophy of orbital tissue, right eye
  - H05.412 Enophthalmos due to atrophy of orbital tissue, left eye
  - H05.413 Enophthalmos due to atrophy of orbital tissue, bilateral
  - H05.419 Enophthalmos due to atrophy of orbital tissue, unspecified eye
- H05.42 Enophthalmos due to trauma or surgery
  - H05.421 Enophthalmos due to trauma or surgery, right eye
  - H05.422 Enophthalmos due to trauma or surgery, left eye
  - H05.423 Enophthalmos due to trauma or surgery, bilateral
  - H05.429 Enophthalmos due to trauma or surgery, unspecified eye

5th H05.5 Retained (old) foreign body following penetrating wound of orbit

Retrobulbar foreign body

Use additional code to identify the type of retained foreign body (Z18.-)

EXCLUDES1 *current penetrating wound of orbit (S05.4-)*

EXCLUDES2 *retained foreign body of eyelid (H02.81-)*

retained intraocular foreign body (H44.6-, H44.7-)

H05.50 Retained (old) foreign body following penetrating wound of unspecified orbit

H05.51 Retained (old) foreign body following penetrating wound of right orbit

H05.52 Retained (old) foreign body following penetrating wound of left orbit

H05.53 Retained (old) foreign body following penetrating wound of bilateral orbits

5th H05.8 Other disorders of orbit

6th H05.81 Cyst of orbit

Encephalocele of orbit

H05.811 Cyst of right orbit

H05.812 Cyst of left orbit

H05.813 Cyst of bilateral orbits

H05.819 Cyst of unspecified orbit

6th H05.82 Myopathy of extraocular muscles

H05.821 Myopathy of extraocular muscles, right orbit

H05.822 Myopathy of extraocular muscles, left orbit

H05.823 Myopathy of extraocular muscles, bilateral

H05.829 Myopathy of extraocular muscles, unspecified orbit

● 6th H05.83 Thyroid orbitopathy

*Graves' ophthalmopathy

*Graves' orbitopathy

*Thyroid eye disease

***Code also,** if applicable, any associated conditions such as:

*autoimmune thyroiditis (E06.3)

*thyrotoxicosis with diffuse goiter (E05.0-)

● H05.831 Thyroid orbitopathy, right orbit

● H05.832 Thyroid orbitopathy, left orbit

● H05.833 Thyroid orbitopathy, bilateral

● H05.839 Thyroid orbitopathy, unspecified orbit

H05.89 Other disorders of orbit

H05.9 Unspecified disorder of orbit

Disorders of conjunctiva (H10-H11)

4th H10 Conjunctivitis

Excludes1 *keratoconjunctivitis (H16.2-)*

5th H10.0 Mucopurulent conjunctivitis

6th H10.01 Acute follicular conjunctivitis

H10.011 Acute follicular conjunctivitis, right eye

H10.012 Acute follicular conjunctivitis, left eye

H10.013 Acute follicular conjunctivitis, bilateral

H10.019 Acute follicular conjunctivitis, unspecified eye

6th H10.02 Other mucopurulent conjunctivitis

H10.021 Other mucopurulent conjunctivitis, right eye

H10.022 Other mucopurulent conjunctivitis, left eye

H10.023 Other mucopurulent conjunctivitis, bilateral

H10.029 Other mucopurulent conjunctivitis, unspecified eye

5th H10.1 Acute atopic conjunctivitis

Acute papillary conjunctivitis

H10.10 Acute atopic conjunctivitis, unspecified eye

H10.11 Acute atopic conjunctivitis, right eye

H10.12 Acute atopic conjunctivitis, left eye

H10.13 Acute atopic conjunctivitis, bilateral

5th H10.2 Other acute conjunctivitis

6th H10.21 Acute toxic conjunctivitis

Acute chemical conjunctivitis

Code first (T51-T65) to identify chemical and intent

Excludes1 *burn and corrosion of eye and adnexa (T26.-)*

H10.211 Acute toxic conjunctivitis, right eye

H10.212 Acute toxic conjunctivitis, left eye

H10.213 Acute toxic conjunctivitis, bilateral

H10.219 Acute toxic conjunctivitis, unspecified eye

- H10.22 Pseudomembranous conjunctivitis
  - H10.221 Pseudomembranous conjunctivitis, right eye
  - H10.222 Pseudomembranous conjunctivitis, left eye
  - H10.223 Pseudomembranous conjunctivitis, bilateral
  - H10.229 Pseudomembranous conjunctivitis, unspecified eye
- H10.23 Serous conjunctivitis, except viral
  - EXCLUDES1 *viral conjunctivitis (B30.-)*
  - H10.231 Serous conjunctivitis, except viral, right eye
  - H10.232 Serous conjunctivitis, except viral, left eye
  - H10.233 Serous conjunctivitis, except viral, bilateral
  - H10.239 Serous conjunctivitis, except viral, unspecified eye

- H10.3 Unspecified acute conjunctivitis
  - EXCLUDES1 *ophthalmia neonatorum NOS (P39.1)*
  - H10.30 Unspecified acute conjunctivitis, unspecified eye
  - H10.31 Unspecified acute conjunctivitis, right eye
  - H10.32 Unspecified acute conjunctivitis, left eye
  - H10.33 Unspecified acute conjunctivitis, bilateral

- H10.4 Chronic conjunctivitis
  - H10.40 Unspecified chronic conjunctivitis
    - H10.401 Unspecified chronic conjunctivitis, right eye
    - H10.402 Unspecified chronic conjunctivitis, left eye
    - H10.403 Unspecified chronic conjunctivitis, bilateral
    - H10.409 Unspecified chronic conjunctivitis, unspecified eye
  - H10.41 Chronic giant papillary conjunctivitis
    - H10.411 Chronic giant papillary conjunctivitis, right eye
    - H10.412 Chronic giant papillary conjunctivitis, left eye
    - H10.413 Chronic giant papillary conjunctivitis, bilateral
    - H10.419 Chronic giant papillary conjunctivitis, unspecified eye

- H10.42 Simple chronic conjunctivitis
  - H10.421 Simple chronic conjunctivitis, right eye
  - H10.422 Simple chronic conjunctivitis, left eye
  - H10.423 Simple chronic conjunctivitis, bilateral
  - H10.429 Simple chronic conjunctivitis, unspecified eye
- H10.43 Chronic follicular conjunctivitis
  - H10.431 Chronic follicular conjunctivitis, right eye
  - H10.432 Chronic follicular conjunctivitis, left eye
  - H10.433 Chronic follicular conjunctivitis, bilateral
  - H10.439 Chronic follicular conjunctivitis, unspecified eye
- H10.44 Vernal conjunctivitis
  - EXCLUDES1 *vernal keratoconjunctivitis with limbar and corneal involvement (H16.26-)*
- H10.45 Other chronic allergic conjunctivitis

H10.5 Blepharoconjunctivitis

- H10.50 Unspecified blepharoconjunctivitis
  - H10.501 Unspecified blepharoconjunctivitis, right eye
  - H10.502 Unspecified blepharoconjunctivitis, left eye
  - H10.503 Unspecified blepharoconjunctivitis, bilateral
  - H10.509 Unspecified blepharoconjunctivitis, unspecified eye
- H10.51 Ligneous conjunctivitis
  - **Code also** underlying condition if known, such as:
    plasminogen deficiency (E88.02)
  - H10.511 Ligneous conjunctivitis, right eye
  - H10.512 Ligneous conjunctivitis, left eye
  - H10.513 Ligneous conjunctivitis, bilateral
  - H10.519 Ligneous conjunctivitis, unspecified eye

- H10.52 Angular blepharoconjunctivitis
  - H10.521 Angular blepharoconjunctivitis, right eye
  - H10.522 Angular blepharoconjunctivitis, left eye
  - H10.523 Angular blepharoconjunctivitis, bilateral
  - H10.529 Angular blepharoconjunctivitis, unspecified eye
- H10.53 Contact blepharoconjunctivitis
  - H10.531 Contact blepharoconjunctivitis, right eye
  - H10.532 Contact blepharoconjunctivitis, left eye
  - H10.533 Contact blepharoconjunctivitis, bilateral
  - H10.539 Contact blepharoconjunctivitis, unspecified eye
- H10.8 Other conjunctivitis
  - H10.81 Pingueculitis
    - Excludes1 *pinguecula (H11.15-)*
    - H10.811 Pingueculitis, right eye
    - H10.812 Pingueculitis, left eye
    - H10.813 Pingueculitis, bilateral
    - H10.819 Pingueculitis, unspecified eye
  - H10.82 Rosacea conjunctivitis
    - Code first underlying rosacea dermatitis (L71.-)
    - H10.821 Rosacea conjunctivitis, right eye
      - AHA: Q4 2018
    - H10.822 Rosacea conjunctivitis, left eye
      - AHA: Q4 2018
    - H10.823 Rosacea conjunctivitis, bilateral
      - AHA: Q4 2018
    - H10.829 Rosacea conjunctivitis, unspecified eye
      - AHA: Q4 2018
  - H10.89 Other conjunctivitis
- H10.9 Unspecified conjunctivitis

4th H11 Other disorders of conjunctiva

EXCLUDES1 *keratoconjunctivitis (H16.2-)*

5th H11.0 Pterygium of eye (Figure 7.3)

DEFINITION: The conjunctival growths Pterygia are also sometimes called "Surfer's Eye."

EXCLUDES1 *pseudopterygium (H11.81-)*

6th H11.00 Unspecified pterygium of eye

- H11.001 Unspecified pterygium of right eye
- H11.002 Unspecified pterygium of left eye
- H11.003 Unspecified pterygium of eye, bilateral
- H11.009 Unspecified pterygium of unspecified eye

6th H11.01 Amyloid pterygium

- H11.011 Amyloid pterygium of right eye
- H11.012 Amyloid pterygium of left eye
- H11.013 Amyloid pterygium of eye, bilateral
- H11.019 Amyloid pterygium of unspecified eye

6th H11.02 Central pterygium of eye

- H11.021 Central pterygium of right eye
- H11.022 Central pterygium of left eye
- H11.023 Central pterygium of eye, bilateral
- H11.029 Central pterygium of unspecified eye

6th H11.03 Double pterygium of eye

- H11.031 Double pterygium of right eye
- H11.032 Double pterygium of left eye
- H11.033 Double pterygium of eye, bilateral
- H11.039 Double pterygium of unspecified eye

6th H11.04 Peripheral pterygium of eye, stationary

- H11.041 Peripheral pterygium, stationary, right eye
- H11.042 Peripheral pterygium, stationary, left eye
- H11.043 Peripheral pterygium, stationary, bilateral
- H11.049 Peripheral pterygium, stationary, unspecified eye

- H11.05 Peripheral pterygium of eye, progressive
  - H11.051 Peripheral pterygium, progressive, right eye
  - H11.052 Peripheral pterygium, progressive, left eye
  - H11.053 Peripheral pterygium, progressive, bilateral
  - H11.059 Peripheral pterygium, progressive, unspecified eye
- H11.06 Recurrent pterygium of eye
  - H11.061 Recurrent pterygium of right eye
  - H11.062 Recurrent pterygium of left eye
  - H11.063 Recurrent pterygium of eye, bilateral
  - H11.069 Recurrent pterygium of unspecified eye

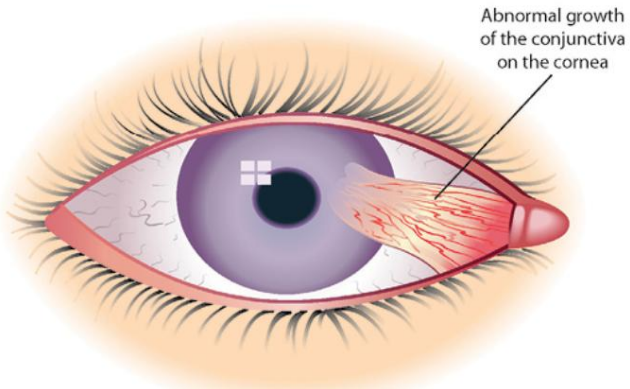

Figure 7.3 Pterygium

- H11.1 Conjunctival degenerations and deposits
  - Excludes1 *pseudopterygium (H11.81)*
  - H11.10 Unspecified conjunctival degenerations
  - H11.11 Conjunctival deposits
    - H11.111 Conjunctival deposits, right eye
    - H11.112 Conjunctival deposits, left eye
    - H11.113 Conjunctival deposits, bilateral
    - H11.119 Conjunctival deposits, unspecified eye
  - H11.12 Conjunctival concretions
    - H11.121 Conjunctival concretions, right eye
    - H11.122 Conjunctival concretions, left eye
    - H11.123 Conjunctival concretions, bilateral
    - H11.129 Conjunctival concretions, unspecified eye
  - H11.13 Conjunctival pigmentations
    - Conjunctival argyrosis [argyria]
    - H11.131 Conjunctival pigmentations, right eye
    - H11.132 Conjunctival pigmentations, left eye
    - H11.133 Conjunctival pigmentations, bilateral
    - H11.139 Conjunctival pigmentations, unspecified eye
  - H11.14 Conjunctival xerosis, unspecified
    - Excludes1 *xerosis of conjunctiva due to vitamin A deficiency (E50.0, E50.1)*
    - H11.141 Conjunctival xerosis, unspecified, right eye
    - H11.142 Conjunctival xerosis, unspecified, left eye
    - H11.143 Conjunctival xerosis, unspecified, bilateral
    - H11.149 Conjunctival xerosis, unspecified, unspecified eye

8th H11.15 Pinguecula

DEFINITION: Sun-caused non-cancerous bumps on the conjunctiva.

EXCLUDES *pingueculitis (H10.81-)*

H11.151 Pinguecula, right eye

H11.152 Pinguecula, left eye

H11.153 Pinguecula, bilateral

H11.159 Pinguecula, unspecified eye

5th H11.2 Conjunctival scars

8th H11.21 Conjunctival adhesions and strands (localized)

H11.211 Conjunctival adhesions and strands (localized), right eye

H11.212 Conjunctival adhesions and strands (localized), left eye

H11.213 Conjunctival adhesions and strands (localized), bilateral

H11.219 Conjunctival adhesions and strands (localized), unspecified eye

8th H11.22 Conjunctival granuloma

H11.221 Conjunctival granuloma, right eye

H11.222 Conjunctival granuloma, left eye

H11.223 Conjunctival granuloma, bilateral

H11.229 Conjunctival granuloma, unspecified

8th H11.23 Symblepharon

H11.231 Symblepharon, right eye

H11.232 Symblepharon, left eye

H11.233 Symblepharon, bilateral

H11.239 Symblepharon, unspecified eye

8th H11.24 Scarring of conjunctiva

H11.241 Scarring of conjunctiva, right eye

H11.242 Scarring of conjunctiva, left eye

H11.243 Scarring of conjunctiva, bilateral

H11.249 Scarring of conjunctiva, unspecified eye

- H11.3 Conjunctival hemorrhage
  - Subconjunctival hemorrhage
  - H11.30 Conjunctival hemorrhage, unspecified eye
  - H11.31 Conjunctival hemorrhage, right eye
  - H11.32 Conjunctival hemorrhage, left eye
  - H11.33 Conjunctival hemorrhage, bilateral
- H11.4 Other conjunctival vascular disorders and cysts
  - H11.41 Vascular abnormalities of conjunctiva
    - Conjunctival aneurysm
    - H11.411 Vascular abnormalities of conjunctiva, right eye
    - H11.412 Vascular abnormalities of conjunctiva, left eye
    - H11.413 Vascular abnormalities of conjunctiva, bilateral
    - H11.419 Vascular abnormalities of conjunctiva, unspecified eye
  - H11.42 Conjunctival edema
    - H11.421 Conjunctival edema, right eye
    - H11.422 Conjunctival edema, left eye
    - H11.423 Conjunctival edema, bilateral
    - H11.429 Conjunctival edema, unspecified eye
  - H11.43 Conjunctival hyperemia
    - H11.431 Conjunctival hyperemia, right eye
    - H11.432 Conjunctival hyperemia, left eye
    - H11.433 Conjunctival hyperemia, bilateral
    - H11.439 Conjunctival hyperemia, unspecified eye
  - H11.44 Conjunctival cysts
    - H11.441 Conjunctival cysts, right eye
    - H11.442 Conjunctival cysts, left eye
    - H11.443 Conjunctival cysts, bilateral
    - H11.449 Conjunctival cysts, unspecified eye

- H11.8 Other specified disorders of conjunctiva
  - H11.81 Pseudopterygium of conjunctiva
    - H11.811 Pseudopterygium of conjunctiva, right eye
    - H11.812 Pseudopterygium of conjunctiva, left eye
    - H11.813 Pseudopterygium of conjunctiva, bilateral
    - H11.819 Pseudopterygium of conjunctiva, unspecified eye
  - H11.82 Conjunctivochalasis
    - H11.821 Conjunctivochalasis, right eye
    - H11.822 Conjunctivochalasis, left eye
    - H11.823 Conjunctivochalasis, bilateral
    - H11.829 Conjunctivochalasis, unspecified eye
  - H11.89 Other specified disorders of conjunctiva
- H11.9 Unspecified disorder of conjunctiva

Disorders of sclera, cornea, iris and ciliary body (H15-H22)

- 4th H15 Disorders of sclera
  - 5th H15.0 Scleritis
    - 6th H15.00 Unspecified scleritis
      - H15.001 Unspecified scleritis, right eye CC/MCC Ex0
      - H15.002 Unspecified scleritis, left eye CC/MCC Ex0
      - H15.003 Unspecified scleritis, bilateral CC/MCC Ex0
      - H15.009 Unspecified scleritis, unspecified eye CC/MCC Ex0
    - 6th H15.01 Anterior scleritis
      - H15.011 Anterior scleritis, right eye
      - H15.012 Anterior scleritis, left eye
      - H15.013 Anterior scleritis, bilateral
      - H15.019 Anterior scleritis, unspecified eye
    - 6th H15.02 Brawny scleritis
      - H15.021 Brawny scleritis, right eye
      - H15.022 Brawny scleritis, left eye
      - H15.023 Brawny scleritis, bilateral
      - H15.029 Brawny scleritis, unspecified eye
    - 6th H15.03 Posterior scleritis
      - Sclerotenonitis
      - H15.031 Posterior scleritis, right eye
      - H15.032 Posterior scleritis, left eye
      - H15.033 Posterior scleritis, bilateral
      - H15.039 Posterior scleritis, unspecified eye
    - 6th H15.04 Scleritis with corneal involvement
      - H15.041 Scleritis with corneal involvement, right eye
      - H15.042 Scleritis with corneal involvement, left eye
      - H15.043 Scleritis with corneal involvement, bilateral
      - H15.049 Scleritis with corneal involvement, unspecified eye

- H15.05 Scleromalacia perforans
  - H15.051 Scleromalacia perforans, right eye
  - H15.052 Scleromalacia perforans, left eye
  - H15.053 Scleromalacia perforans, bilateral
  - H15.059 Scleromalacia perforans, unspecified eye
- H15.09 Other scleritis
  - Scleral abscess
  - H15.091 Other scleritis, right eye CC/MCC Ex0
  - H15.092 Other scleritis, left eye CC/MCC Ex0
  - H15.093 Other scleritis, bilateral CC/MCC Ex0
  - H15.099 Other scleritis, unspecified eye CC/MCC Ex0

- H15.1 Episcleritis
  - H15.10 Unspecified episcleritis
    - H15.101 Unspecified episcleritis, right eye CC/MCC Ex0
    - H15.102 Unspecified episcleritis, left eye CC/MCC Ex0
    - H15.103 Unspecified episcleritis, bilateral CC/MCC Ex0
    - H15.109 Unspecified episcleritis, unspecified eye CC/MCC Ex0
  - H15.11 Episcleritis periodica fugax
    - H15.111 Episcleritis periodica fugax, right eye CC/MCC Ex0
    - H15.112 Episcleritis periodica fugax, left eye CC/MCC Ex0
    - H15.113 Episcleritis periodica fugax, bilateral CC/MCC Ex0
    - H15.119 Episcleritis periodica fugax, unspecified eye CC/MCC Ex0
  - H15.12 Nodular episcleritis
    - H15.121 Nodular episcleritis, right eye CC/MCC Ex0
    - H15.122 Nodular episcleritis, left eye CC/MCC Ex0
    - H15.123 Nodular episcleritis, bilateral CC/MCC Ex0
    - H15.129 Nodular episcleritis, unspecified eye CC/MCC Ex0

5th H15.8 Other disorders of sclera

EXCLUDE *blue sclera (Q13.5)*

degenerative myopia (H44.2-)

6th H15.81 Equatorial staphyloma

H15.811 Equatorial staphyloma, right eye

H15.812 Equatorial staphyloma, left eye

H15.813 Equatorial staphyloma, bilateral

H15.819 Equatorial staphyloma, unspecified eye

6th H15.82 Localized anterior staphyloma

H15.821 Localized anterior staphyloma, right eye

H15.822 Localized anterior staphyloma, left eye

H15.823 Localized anterior staphyloma, bilateral

H15.829 Localized anterior staphyloma, unspecified eye

6th H15.83 Staphyloma posticum

H15.831 Staphyloma posticum, right eye

H15.832 Staphyloma posticum, left eye

H15.833 Staphyloma posticum, bilateral

H15.839 Staphyloma posticum, unspecified eye

6th H15.84 Scleral ectasia

H15.841 Scleral ectasia, right eye

H15.842 Scleral ectasia, left eye

H15.843 Scleral ectasia, bilateral

H15.849 Scleral ectasia, unspecified eye

6th H15.85 Ring staphyloma

H15.851 Ring staphyloma, right eye

H15.852 Ring staphyloma, left eye

H15.853 Ring staphyloma, bilateral

H15.859 Ring staphyloma, unspecified eye

H15.89 Other disorders of sclera

H15.9 Unspecified disorder of sclera

- H16 Keratitis
  - H16.0 Corneal ulcer
    - H16.00 Unspecified corneal ulcer
      - H16.001 Unspecified corneal ulcer, right eye
      - H16.002 Unspecified corneal ulcer, left eye
      - H16.003 Unspecified corneal ulcer, bilateral
      - H16.009 Unspecified corneal ulcer, unspecified eye
    - H16.01 Central corneal ulcer
      - H16.011 Central corneal ulcer, right eye
      - H16.012 Central corneal ulcer, left eye
      - H16.013 Central corneal ulcer, bilateral
      - H16.019 Central corneal ulcer, unspecified eye
    - H16.02 Ring corneal ulcer
      - H16.021 Ring corneal ulcer, right eye
      - H16.022 Ring corneal ulcer, left eye
      - H16.023 Ring corneal ulcer, bilateral
      - H16.029 Ring corneal ulcer, unspecified eye
    - H16.03 Corneal ulcer with hypopyon
      - H16.031 Corneal ulcer with hypopyon, right eye
      - H16.032 Corneal ulcer with hypopyon, left eye
      - H16.033 Corneal ulcer with hypopyon, bilateral
      - H16.039 Corneal ulcer with hypopyon, unspecified eye
    - H16.04 Marginal corneal ulcer
      - H16.041 Marginal corneal ulcer, right eye
      - H16.042 Marginal corneal ulcer, left eye
      - H16.043 Marginal corneal ulcer, bilateral
      - H16.049 Marginal corneal ulcer, unspecified eye

- H16.05 Mooren's corneal ulcer
  - H16.051 Mooren's corneal ulcer, right eye
  - H16.052 Mooren's corneal ulcer, left eye
  - H16.053 Mooren's corneal ulcer, bilateral
  - H16.059 Mooren's corneal ulcer, unspecified eye
- H16.06 Mycotic corneal ulcer
  - H16.061 Mycotic corneal ulcer, right eye
  - H16.062 Mycotic corneal ulcer, left eye
  - H16.063 Mycotic corneal ulcer, bilateral
  - H16.069 Mycotic corneal ulcer, unspecified eye
- H16.07 Perforated corneal ulcer
  - H16.071 Perforated corneal ulcer, right eye
  - H16.072 Perforated corneal ulcer, left eye
  - H16.073 Perforated corneal ulcer, bilateral
  - H16.079 Perforated corneal ulcer, unspecified eye

H16.1 Other and unspecified superficial keratitis without conjunctivitis

- H16.10 Unspecified superficial keratitis
  - H16.101 Unspecified superficial keratitis, right eye
  - H16.102 Unspecified superficial keratitis, left eye
  - H16.103 Unspecified superficial keratitis, bilateral
  - H16.109 Unspecified superficial keratitis, unspecified eye
- H16.11 Macular keratitis
  - Areolar keratitis
  - Nummular keratitis
  - Stellate keratitis
  - Striate keratitis
  - H16.111 Macular keratitis, right eye
  - H16.112 Macular keratitis, left eye
  - H16.113 Macular keratitis, bilateral
  - H16.119 Macular keratitis, unspecified eye

- H16.12 Filamentary keratitis
  - H16.121 Filamentary keratitis, right eye
  - H16.122 Filamentary keratitis, left eye
  - H16.123 Filamentary keratitis, bilateral
  - H16.129 Filamentary keratitis, unspecified eye
- H16.13 Photokeratitis
  - Snow blindness
  - Welders keratitis
  - H16.131 Photokeratitis, right eye
  - H16.132 Photokeratitis, left eye
  - H16.133 Photokeratitis, bilateral
  - H16.139 Photokeratitis, unspecified eye
- H16.14 Punctate keratitis
  - H16.141 Punctate keratitis, right eye
  - H16.142 Punctate keratitis, left eye
  - H16.143 Punctate keratitis, bilateral
  - H16.149 Punctate keratitis, unspecified eye

H16.2 Keratoconjunctivitis

- H16.20 Unspecified keratoconjunctivitis
  - Superficial keratitis with conjunctivitis NOS
  - H16.201 Unspecified keratoconjunctivitis, right eye
  - H16.202 Unspecified keratoconjunctivitis, left eye
  - H16.203 Unspecified keratoconjunctivitis, bilateral
  - H16.209 Unspecified keratoconjunctivitis, unspecified eye
- H16.21 Exposure keratoconjunctivitis
  - H16.211 Exposure keratoconjunctivitis, right eye
  - H16.212 Exposure keratoconjunctivitis, left eye
  - H16.213 Exposure keratoconjunctivitis, bilateral
  - H16.219 Exposure keratoconjunctivitis, unspecified eye

- H16.22 Keratoconjunctivitis sicca, not specified as Sjögren's
  - EXCLUDES1 *Sjögren's syndrome (M35.01)*
  - H16.221 Keratoconjunctivitis sicca, not specified as Sjögren's, right eye
  - H16.222 Keratoconjunctivitis sicca, not specified as Sjögren's, left eye
  - H16.223 Keratoconjunctivitis sicca, not specified as Sjögren's, bilateral
    - AHA: Q3 2024
  - H16.229 Keratoconjunctivitis sicca, not specified as Sjögren's, unspecified eye
- H16.23 Neurotrophic keratoconjunctivitis
  - H16.231 Neurotrophic keratoconjunctivitis, right eye
  - H16.232 Neurotrophic keratoconjunctivitis, left eye
  - H16.233 Neurotrophic keratoconjunctivitis, bilateral
  - H16.239 Neurotrophic keratoconjunctivitis, unspecified eye
- H16.24 Ophthalmia nodosa
  - H16.241 Ophthalmia nodosa, right eye CC/MCC Ex0
  - H16.242 Ophthalmia nodosa, left eye CC/MCC Ex0
  - H16.243 Ophthalmia nodosa, bilateral CC/MCC Ex0
  - H16.249 Ophthalmia nodosa, unspecified eye CC/MCC Ex0
- H16.25 Phlyctenular keratoconjunctivitis
  - H16.251 Phlyctenular keratoconjunctivitis, right eye
  - H16.252 Phlyctenular keratoconjunctivitis, left eye
  - H16.253 Phlyctenular keratoconjunctivitis, bilateral
  - H16.259 Phlyctenular keratoconjunctivitis, unspecified eye
- H16.26 Vernal keratoconjunctivitis, with limbar and corneal involvement
  - EXCLUDES1 *vernal conjunctivitis without limbar and corneal involvement (H10.44)*
  - H16.261 Vernal keratoconjunctivitis, with limbar and corneal involvement, right eye
  - H16.262 Vernal keratoconjunctivitis, with limbar and corneal involvement, left eye
  - H16.263 Vernal keratoconjunctivitis, with limbar and corneal involvement, bilateral
  - H16.269 Vernal keratoconjunctivitis, with limbar and corneal involvement, unspecified eye

- H16.29 Other keratoconjunctivitis
  - H16.291 Other keratoconjunctivitis, right eye
  - H16.292 Other keratoconjunctivitis, left eye
  - H16.293 Other keratoconjunctivitis, bilateral
  - H16.299 Other keratoconjunctivitis, unspecified eye
- H16.3 Interstitial and deep keratitis
  - H16.30 Unspecified interstitial keratitis
    - H16.301 Unspecified interstitial keratitis, right eye
    - H16.302 Unspecified interstitial keratitis, left eye
    - H16.303 Unspecified interstitial keratitis, bilateral
    - H16.309 Unspecified interstitial keratitis, unspecified eye
  - H16.31 Corneal abscess
    - H16.311 Corneal abscess, right eye
    - H16.312 Corneal abscess, left eye
    - H16.313 Corneal abscess, bilateral
    - H16.319 Corneal abscess, unspecified eye
  - H16.32 Diffuse interstitial keratitis
    - Cogan's syndrome
    - H16.321 Diffuse interstitial keratitis, right eye
    - H16.322 Diffuse interstitial keratitis, left eye
    - H16.323 Diffuse interstitial keratitis, bilateral
    - H16.329 Diffuse interstitial keratitis, unspecified eye
  - H16.33 Sclerosing keratitis
    - H16.331 Sclerosing keratitis, right eye
    - H16.332 Sclerosing keratitis, left eye
    - H16.333 Sclerosing keratitis, bilateral
    - H16.339 Sclerosing keratitis, unspecified eye

- H16.39 Other interstitial and deep keratitis
  - H16.391 Other interstitial and deep keratitis, right eye
  - H16.392 Other interstitial and deep keratitis, left eye
  - H16.393 Other interstitial and deep keratitis, bilateral
  - H16.399 Other interstitial and deep keratitis, unspecified eye
- H16.4 Corneal neovascularization
  - H16.40 Unspecified corneal neovascularization
    - H16.401 Unspecified corneal neovascularization, right eye
    - H16.402 Unspecified corneal neovascularization, left eye
    - H16.403 Unspecified corneal neovascularization, bilateral
    - H16.409 Unspecified corneal neovascularization, unspecified eye
  - H16.41 Ghost vessels (corneal)
    - H16.411 Ghost vessels (corneal), right eye
    - H16.412 Ghost vessels (corneal), left eye
    - H16.413 Ghost vessels (corneal), bilateral
    - H16.419 Ghost vessels (corneal), unspecified eye
  - H16.42 Pannus (corneal)
    - H16.421 Pannus (corneal), right eye
    - H16.422 Pannus (corneal), left eye
    - H16.423 Pannus (corneal), bilateral
    - H16.429 Pannus (corneal), unspecified eye
  - H16.43 Localized vascularization of cornea
    - H16.431 Localized vascularization of cornea, right eye
    - H16.432 Localized vascularization of cornea, left eye
    - H16.433 Localized vascularization of cornea, bilateral
    - H16.439 Localized vascularization of cornea, unspecified eye

- H16.44 Deep vascularization of cornea
  - H16.441 Deep vascularization of cornea, right eye
  - H16.442 Deep vascularization of cornea, left eye
  - H16.443 Deep vascularization of cornea, bilateral
  - H16.449 Deep vascularization of cornea, unspecified eye
- H16.8 Other keratitis PDxIn
- H16.9 Unspecified keratitis

H17 Corneal scars and opacities

- H17.0 Adherent leukoma
  - H17.00 Adherent leukoma, unspecified eye
  - H17.01 Adherent leukoma, right eye
  - H17.02 Adherent leukoma, left eye
  - H17.03 Adherent leukoma, bilateral
- H17.1 Central corneal opacity
  - H17.10 Central corneal opacity, unspecified eye
  - H17.11 Central corneal opacity, right eye
  - H17.12 Central corneal opacity, left eye
  - H17.13 Central corneal opacity, bilateral
- H17.8 Other corneal scars and opacities
  - H17.81 Minor opacity of cornea

    Corneal nebula
    - H17.811 Minor opacity of cornea, right eye
    - H17.812 Minor opacity of cornea, left eye
    - H17.813 Minor opacity of cornea, bilateral
    - H17.819 Minor opacity of cornea, unspecified eye

- H17.82 Peripheral opacity of cornea
  - H17.821 Peripheral opacity of cornea, right eye
  - H17.822 Peripheral opacity of cornea, left eye
  - H17.823 Peripheral opacity of cornea, bilateral
  - H17.829 Peripheral opacity of cornea, unspecified eye
- H17.89 Other corneal scars and opacities
- H17.9 Unspecified corneal scar and opacity

H18 Other disorders of cornea

- H18.0 Corneal pigmentations and deposits
  - H18.00 Unspecified corneal deposit
    - H18.001 Unspecified corneal deposit, right eye
    - H18.002 Unspecified corneal deposit, left eye
    - H18.003 Unspecified corneal deposit, bilateral
    - H18.009 Unspecified corneal deposit, unspecified eye
  - H18.01 Anterior corneal pigmentations
    - Staehli's line
    - H18.011 Anterior corneal pigmentations, right eye
    - H18.012 Anterior corneal pigmentations, left eye
    - H18.013 Anterior corneal pigmentations, bilateral
    - H18.019 Anterior corneal pigmentations, unspecified eye
  - H18.02 Argentous corneal deposits
    - H18.021 Argentous corneal deposits, right eye
    - H18.022 Argentous corneal deposits, left eye
    - H18.023 Argentous corneal deposits, bilateral
    - H18.029 Argentous corneal deposits, unspecified eye

- H18.03 Corneal deposits in metabolic disorders
  - Code also associated metabolic disorder
  - H18.031 Corneal deposits in metabolic disorders, right eye
  - H18.032 Corneal deposits in metabolic disorders, left eye
  - H18.033 Corneal deposits in metabolic disorders, bilateral
  - H18.039 Corneal deposits in metabolic disorders, unspecified eye
- H18.04 Kayser-Fleischer ring
  - Code also associated Wilson's disease (E83.01)
  - H18.041 Kayser-Fleischer ring, right eye
  - H18.042 Kayser-Fleischer ring, left eye
  - H18.043 Kayser-Fleischer ring, bilateral
  - H18.049 Kayser-Fleischer ring, unspecified eye
- H18.05 Posterior corneal pigmentations
  - Krukenberg's spindle
  - H18.051 Posterior corneal pigmentations, right eye
  - H18.052 Posterior corneal pigmentations, left eye
  - H18.053 Posterior corneal pigmentations, bilateral
  - H18.059 Posterior corneal pigmentations, unspecified eye
- H18.06 Stromal corneal pigmentations
  - Hematocornea
  - H18.061 Stromal corneal pigmentations, right eye
  - H18.062 Stromal corneal pigmentations, left eye
  - H18.063 Stromal corneal pigmentations, bilateral
  - H18.069 Stromal corneal pigmentations, unspecified eye

- H18.1 Bullous keratopathy
  - H18.10 Bullous keratopathy, unspecified eye
  - H18.11 Bullous keratopathy, right eye
  - H18.12 Bullous keratopathy, left eye
  - H18.13 Bullous keratopathy, bilateral

- H18.2 Other and unspecified corneal edema
  - H18.20 Unspecified corneal edema
  - H18.21 Corneal edema secondary to contact lens
    - Excludes1: *other corneal disorders due to contact lens (H18.82-)*
    - H18.211 Corneal edema secondary to contact lens, right eye
    - H18.212 Corneal edema secondary to contact lens, left eye
    - H18.213 Corneal edema secondary to contact lens, bilateral
    - H18.219 Corneal edema secondary to contact lens, unspecified eye
  - H18.22 Idiopathic corneal edema
    - H18.221 Idiopathic corneal edema, right eye
    - H18.222 Idiopathic corneal edema, left eye
    - H18.223 Idiopathic corneal edema, bilateral
    - H18.229 Idiopathic corneal edema, unspecified eye
  - H18.23 Secondary corneal edema
    - H18.231 Secondary corneal edema, right eye
    - H18.232 Secondary corneal edema, left eye
    - H18.233 Secondary corneal edema, bilateral
    - H18.239 Secondary corneal edema, unspecified eye
- H18.3 Changes of corneal membranes
  - H18.30 Unspecified corneal membrane change
  - H18.31 Folds and rupture in Bowman's membrane
    - H18.311 Folds and rupture in Bowman's membrane, right eye
    - H18.312 Folds and rupture in Bowman's membrane, left eye
    - H18.313 Folds and rupture in Bowman's membrane, bilateral
    - H18.319 Folds and rupture in Bowman's membrane, unspecified eye

- H18.32 Folds in Descemet's membrane
  - H18.321 Folds in Descemet's membrane, right eye
  - H18.322 Folds in Descemet's membrane, left eye
  - H18.323 Folds in Descemet's membrane, bilateral
  - H18.329 Folds in Descemet's membrane, unspecified eye
- H18.33 Rupture in Descemet's membrane
  - H18.331 Rupture in Descemet's membrane, right eye
  - H18.332 Rupture in Descemet's membrane, left eye
  - H18.333 Rupture in Descemet's membrane, bilateral
  - H18.339 Rupture in Descemet's membrane, unspecified eye

H18.4 Corneal degeneration

EXCLUDES *Mooren's ulcer (H16.0-)*

recurrent erosion of cornea (H18.83-)

- H18.40 Unspecified corneal degeneration
- H18.41 Arcus senilis

  Senile corneal changes
  - H18.411 Arcus senilis, right eye
  - H18.412 Arcus senilis, left eye
  - H18.413 Arcus senilis, bilateral
  - H18.419 Arcus senilis, unspecified eye
- H18.42 Band keratopathy
  - H18.421 Band keratopathy, right eye
  - H18.422 Band keratopathy, left eye
  - H18.423 Band keratopathy, bilateral
  - H18.429 Band keratopathy, unspecified eye
- H18.43 Other calcerous corneal degeneration

- H18.44 Keratomalacia
  - EXCLUDES1 *keratomalacia due to vitamin A deficiency (E50.4)*
  - H18.441 Keratomalacia, right eye
  - H18.442 Keratomalacia, left eye
  - H18.443 Keratomalacia, bilateral
  - H18.449 Keratomalacia, unspecified eye
- H18.45 Nodular corneal degeneration
  - H18.451 Nodular corneal degeneration, right eye
  - H18.452 Nodular corneal degeneration, left eye
  - H18.453 Nodular corneal degeneration, bilateral
  - H18.459 Nodular corneal degeneration, unspecified eye
- H18.46 Peripheral corneal degeneration
  - H18.461 Peripheral corneal degeneration, right eye
  - H18.462 Peripheral corneal degeneration, left eye
  - H18.463 Peripheral corneal degeneration, bilateral
  - H18.469 Peripheral corneal degeneration, unspecified eye
- H18.49 Other corneal degeneration

H18.5 Hereditary corneal dystrophies

- H18.50 Unspecified hereditary corneal dystrophies
  - H18.501 Unspecified hereditary corneal dystrophies, right eye
  - H18.502 Unspecified hereditary corneal dystrophies, left eye
  - H18.503 Unspecified hereditary corneal dystrophies, bilateral
  - H18.509 Unspecified hereditary corneal dystrophies, unspecified eye
- H18.51 Endothelial corneal dystrophy
  - Fuchs' dystrophy
  - H18.511 Endothelial corneal dystrophy, right eye
  - H18.512 Endothelial corneal dystrophy, left eye
  - H18.513 Endothelial corneal dystrophy, bilateral
  - H18.519 Endothelial corneal dystrophy, unspecified eye

- H18.52 Epithelial (juvenile) corneal dystrophy
  - H18.521 Epithelial (juvenile) corneal dystrophy, right eye
  - H18.522 Epithelial (juvenile) corneal dystrophy, left eye
  - H18.523 Epithelial (juvenile) corneal dystrophy, bilateral
  - H18.529 Epithelial (juvenile) corneal dystrophy, unspecified eye
- H18.53 Granular corneal dystrophy
  - H18.531 Granular corneal dystrophy, right eye
  - H18.532 Granular corneal dystrophy, left eye
  - H18.533 Granular corneal dystrophy, bilateral
  - H18.539 Granular corneal dystrophy, unspecified eye
- H18.54 Lattice corneal dystrophy
  - H18.541 Lattice corneal dystrophy, right eye
  - H18.542 Lattice corneal dystrophy, left eye
  - H18.543 Lattice corneal dystrophy, bilateral
  - H18.549 Lattice corneal dystrophy, unspecified eye
- H18.55 Macular corneal dystrophy
  - H18.551 Macular corneal dystrophy, right eye
  - H18.552 Macular corneal dystrophy, left eye
  - H18.553 Macular corneal dystrophy, bilateral
  - H18.559 Macular corneal dystrophy, unspecified eye
- H18.59 Other hereditary corneal dystrophies
  - H18.591 Other hereditary corneal dystrophies, right eye
  - H18.592 Other hereditary corneal dystrophies, left eye
  - H18.593 Other hereditary corneal dystrophies, bilateral
  - H18.599 Other hereditary corneal dystrophies, unspecified eye

- H18.6 Keratoconus
  - H18.60 Keratoconus, unspecified
    - H18.601 Keratoconus, unspecified, right eye
    - H18.602 Keratoconus, unspecified, left eye
    - H18.603 Keratoconus, unspecified, bilateral
    - H18.609 Keratoconus, unspecified, unspecified eye
  - H18.61 Keratoconus, stable
    - H18.611 Keratoconus, stable, right eye
    - H18.612 Keratoconus, stable, left eye
    - H18.613 Keratoconus, stable, bilateral
    - H18.619 Keratoconus, stable, unspecified eye
  - H18.62 Keratoconus, unstable
    - Acute hydrops
    - H18.621 Keratoconus, unstable, right eye
    - H18.622 Keratoconus, unstable, left eye
    - H18.623 Keratoconus, unstable, bilateral
    - H18.629 Keratoconus, unstable, unspecified eye
- H18.7 Other and unspecified corneal deformities
  - EXCLUDES1 *congenital malformations of cornea (Q13.3-Q13.4)*
  - H18.70 Unspecified corneal deformity
  - H18.71 Corneal ectasia
    - H18.711 Corneal ectasia, right eye
    - H18.712 Corneal ectasia, left eye
    - H18.713 Corneal ectasia, bilateral
    - H18.719 Corneal ectasia, unspecified eye
  - H18.72 Corneal staphyloma
    - H18.721 Corneal staphyloma, right eye
    - H18.722 Corneal staphyloma, left eye
    - H18.723 Corneal staphyloma, bilateral
    - H18.729 Corneal staphyloma, unspecified eye

- H18.73 Descemetocele
  - H18.731 Descemetocele, right eye
  - H18.732 Descemetocele, left eye
  - H18.733 Descemetocele, bilateral
  - H18.739 Descemetocele, unspecified eye
- H18.79 Other corneal deformities
  - H18.791 Other corneal deformities, right eye
  - H18.792 Other corneal deformities, left eye
  - H18.793 Other corneal deformities, bilateral
  - H18.799 Other corneal deformities, unspecified eye

H18.8 Other specified disorders of cornea

- H18.81 Anesthesia and hypoesthesia of cornea
  - H18.811 Anesthesia and hypoesthesia of cornea, right eye
  - H18.812 Anesthesia and hypoesthesia of cornea, left eye
  - H18.813 Anesthesia and hypoesthesia of cornea, bilateral
  - H18.819 Anesthesia and hypoesthesia of cornea, unspecified eye
- H18.82 Corneal disorder due to contact lens
  - *corneal edema due to contact lens (H18.21-)*
  - H18.821 Corneal disorder due to contact lens, right eye
  - H18.822 Corneal disorder due to contact lens, left eye
  - H18.823 Corneal disorder due to contact lens, bilateral
  - H18.829 Corneal disorder due to contact lens, unspecified eye
- H18.83 Recurrent erosion of cornea
  - H18.831 Recurrent erosion of cornea, right eye
  - H18.832 Recurrent erosion of cornea, left eye
  - H18.833 Recurrent erosion of cornea, bilateral
  - H18.839 Recurrent erosion of cornea, unspecified eye

6th H18.89 Other specified disorders of cornea
- H18.891 Other specified disorders of cornea, right eye
- H18.892 Other specified disorders of cornea, left eye
- H18.893 Other specified disorders of cornea, bilateral
- H18.899 Other specified disorders of cornea, unspecified eye

H18.9 Unspecified disorder of cornea

4th H20 Iridocyclitis

5th H20.0 Acute and subacute iridocyclitis

Acute anterior uveitis
Acute cyclitis
Acute iritis
Subacute anterior uveitis
Subacute cyclitis
Subacute iritis

EXCLUDES1 *iridocyclitis, iritis, uveitis (due to) (in) diabetes mellitus (E08-E13 with .39)*
iridocyclitis, iritis, uveitis (due to) (in) diphtheria (A36.89)
iridocyclitis, iritis, uveitis (due to) (in) gonococcal (A54.32)
iridocyclitis, iritis, uveitis (due to) (in) herpes (simplex) (B00.51)
iridocyclitis, iritis, uveitis (due to) (in) herpes zoster (B02.32)
iridocyclitis, iritis, uveitis (due to) (in) late congenital syphilis (A50.39)
iridocyclitis, iritis, uveitis (due to) (in) late syphilis (A52.71)
iridocyclitis, iritis, uveitis (due to) (in) sarcoidosis (D86.83)
iridocyclitis, iritis, uveitis (due to) (in) syphilis (A51.43)
iridocyclitis, iritis, uveitis (due to) (in) toxoplasmosis (B58.09)
iridocyclitis, iritis, uveitis (due to) (in) tuberculosis (A18.54)

H20.00 Unspecified acute and subacute iridocyclitis CC CC/MCC Ex0

6th H20.01 Primary iridocyclitis
- H20.011 Primary iridocyclitis, right eye CC CC/MCC Ex0
- H20.012 Primary iridocyclitis, left eye CC CC/MCC Ex0
- H20.013 Primary iridocyclitis, bilateral CC CC/MCC Ex0
- H20.019 Primary iridocyclitis, unspecified eye CC CC/MCC Ex0

6th H20.02 Recurrent acute iridocyclitis
- H20.021 Recurrent acute iridocyclitis, right eye CC CC/MCC Exc
- H20.022 Recurrent acute iridocyclitis, left eye CC CC/MCC Exc
- H20.023 Recurrent acute iridocyclitis, bilateral CC CC/MCC Exc
- H20.029 Recurrent acute iridocyclitis, unspecified eye CC CC/MCC Exc

6th H20.03 Secondary infectious iridocyclitis
- H20.031 Secondary infectious iridocyclitis, right eye CC CC/MCC Exc
- H20.032 Secondary infectious iridocyclitis, left eye CC CC/MCC Exc
- H20.033 Secondary infectious iridocyclitis, bilateral CC CC/MCC Exc
- H20.039 Secondary infectious iridocyclitis, unspecified eye CC CC/MCC Exc

6th H20.04 Secondary noninfectious iridocyclitis
- H20.041 Secondary noninfectious iridocyclitis, right eye CC/MCC Exc
- H20.042 Secondary noninfectious iridocyclitis, left eye CC/MCC Exc
- H20.043 Secondary noninfectious iridocyclitis, bilateral CC/MCC Exc
- H20.049 Secondary noninfectious iridocyclitis, unspecified eye CC/MCC Exc

6th H20.05 Hypopyon
- H20.051 Hypopyon, right eye CC/MCC Exc
- H20.052 Hypopyon, left eye CC/MCC Exc
- H20.053 Hypopyon, bilateral CC/MCC Exc
- H20.059 Hypopyon, unspecified eye CC/MCC Exc

5th H20.1 Chronic iridocyclitis

Use additional code for any associated cataract (H26.21-)

Excludes1 *posterior cyclitis (H30.2-)*

- H20.10 Chronic iridocyclitis, unspecified eye CC/MCC Exc
- H20.11 Chronic iridocyclitis, right eye CC/MCC Exc
- H20.12 Chronic iridocyclitis, left eye CC/MCC Exc
- H20.13 Chronic iridocyclitis, bilateral CC/MCC Exc

5th H20.2 Lens-induced iridocyclitis
- H20.20 Lens-induced iridocyclitis, unspecified eye CC/MCC Exc
- H20.21 Lens-induced iridocyclitis, right eye CC/MCC Exc
- H20.22 Lens-induced iridocyclitis, left eye CC/MCC Exc
- H20.23 Lens-induced iridocyclitis, bilateral CC/MCC Exc

5th H20.8 Other iridocyclitis

EXCLUDES *glaucomatocyclitis crises (H40.4-)*
posterior cyclitis (H30.2-)
sympathetic uveitis (H44.13-)

6th H20.81 Fuchs' heterochromic cyclitis
- H20.811 Fuchs' heterochromic cyclitis, right eye CC/MCC Exc
- H20.812 Fuchs' heterochromic cyclitis, left eye CC/MCC Exc
- H20.813 Fuchs' heterochromic cyclitis, bilateral CC/MCC Exc
- H20.819 Fuchs' heterochromic cyclitis, unspecified eye CC/MCC Exc

6th H20.82 Vogt-Koyanagi syndrome
- H20.821 Vogt-Koyanagi syndrome, right eye CC/MCC Exc
- H20.822 Vogt-Koyanagi syndrome, left eye CC/MCC Exc
- H20.823 Vogt-Koyanagi syndrome, bilateral CC/MCC Exc
- H20.829 Vogt-Koyanagi syndrome, unspecified eye CC/MCC Exc

H20.9 Unspecified iridocyclitis CC CC/MCC Exc

Uveitis NOS

4th H21 Other disorders of iris and ciliary body

EXCLUDES *sympathetic uveitis (H44.1-)*

5th H21.0 Hyphema

EXCLUDES *traumatic hyphema (S05.1-)*

- H21.00 Hyphema, unspecified eye
- H21.01 Hyphema, right eye
- H21.02 Hyphema, left eye
- H21.03 Hyphema, bilateral

- H21.1 Other vascular disorders of iris and ciliary body
  - Neovascularization of iris or ciliary body
  - Rubeosis iridis
  - Rubeosis of iris
  - H21.1X Other vascular disorders of iris and ciliary body
    - H21.1X1 Other vascular disorders of iris and ciliary body, right eye
    - H21.1X2 Other vascular disorders of iris and ciliary body, left eye
    - H21.1X3 Other vascular disorders of iris and ciliary body, bilateral
    - H21.1X9 Other vascular disorders of iris and ciliary body, unspecified eye
- H21.2 Degeneration of iris and ciliary body
  - H21.21 Degeneration of chamber angle
    - H21.211 Degeneration of chamber angle, right eye
    - H21.212 Degeneration of chamber angle, left eye
    - H21.213 Degeneration of chamber angle, bilateral
    - H21.219 Degeneration of chamber angle, unspecified eye
  - H21.22 Degeneration of ciliary body
    - H21.221 Degeneration of ciliary body, right eye
    - H21.222 Degeneration of ciliary body, left eye
    - H21.223 Degeneration of ciliary body, bilateral
    - H21.229 Degeneration of ciliary body, unspecified eye
  - H21.23 Degeneration of iris (pigmentary)
    - Translucency of iris
    - H21.231 Degeneration of iris (pigmentary), right eye
    - H21.232 Degeneration of iris (pigmentary), left eye
    - H21.233 Degeneration of iris (pigmentary), bilateral
    - H21.239 Degeneration of iris (pigmentary), unspecified eye

6th H21.24 Degeneration of pupillary margin
- H21.241 Degeneration of pupillary margin, right eye
- H21.242 Degeneration of pupillary margin, left eye
- H21.243 Degeneration of pupillary margin, bilateral
- H21.249 Degeneration of pupillary margin, unspecified eye

6th H21.25 Iridoschisis
- H21.251 Iridoschisis, right eye
- H21.252 Iridoschisis, left eye
- H21.253 Iridoschisis, bilateral
- H21.259 Iridoschisis, unspecified eye

6th H21.26 Iris atrophy (essential) (progressive)
- H21.261 Iris atrophy (essential) (progressive), right eye
- H21.262 Iris atrophy (essential) (progressive), left eye
- H21.263 Iris atrophy (essential) (progressive), bilateral
- H21.269 Iris atrophy (essential) (progressive), unspecified eye

6th H21.27 Miotic pupillary cyst
- H21.271 Miotic pupillary cyst, right eye
- H21.272 Miotic pupillary cyst, left eye
- H21.273 Miotic pupillary cyst, bilateral
- H21.279 Miotic pupillary cyst, unspecified eye

H21.29 Other iris atrophy

5th H21.3 Cyst of iris, ciliary body and anterior chamber

EXCLUDES *miotic pupillary cyst (H21.27-)*

6th H21.30 Idiopathic cysts of iris, ciliary body or anterior chamber

Cyst of iris, ciliary body or anterior chamber NOS
- H21.301 Idiopathic cysts of iris, ciliary body or anterior chamber, right eye
- H21.302 Idiopathic cysts of iris, ciliary body or anterior chamber, left eye
- H21.303 Idiopathic cysts of iris, ciliary body or anterior chamber, bilateral
- H21.309 Idiopathic cysts of iris, ciliary body or anterior chamber, unspecified eye

- H21.31 Exudative cysts of iris or anterior chamber
  - H21.311 Exudative cysts of iris or anterior chamber, right eye
  - H21.312 Exudative cysts of iris or anterior chamber, left eye
  - H21.313 Exudative cysts of iris or anterior chamber, bilateral
  - H21.319 Exudative cysts of iris or anterior chamber, unspecified eye
- H21.32 Implantation cysts of iris, ciliary body or anterior chamber
  - H21.321 Implantation cysts of iris, ciliary body or anterior chamber, right eye
  - H21.322 Implantation cysts of iris, ciliary body or anterior chamber, left eye
  - H21.323 Implantation cysts of iris, ciliary body or anterior chamber, bilateral
  - H21.329 Implantation cysts of iris, ciliary body or anterior chamber, unspecified eye
- H21.33 Parasitic cyst of iris, ciliary body or anterior chamber
  - H21.331 Parasitic cyst of iris, ciliary body or anterior chamber, right eye CC CC/MCC Ex0
  - H21.332 Parasitic cyst of iris, ciliary body or anterior chamber, left eye CC CC/MCC Ex0
  - H21.333 Parasitic cyst of iris, ciliary body or anterior chamber, bilateral CC CC/MCC Ex0
  - H21.339 Parasitic cyst of iris, ciliary body or anterior chamber, unspecified eye CC CC/MCC Ex0
- H21.34 Primary cyst of pars plana
  - H21.341 Primary cyst of pars plana, right eye
  - H21.342 Primary cyst of pars plana, left eye
  - H21.343 Primary cyst of pars plana, bilateral
  - H21.349 Primary cyst of pars plana, unspecified eye
- H21.35 Exudative cyst of pars plana
  - H21.351 Exudative cyst of pars plana, right eye
  - H21.352 Exudative cyst of pars plana, left eye
  - H21.353 Exudative cyst of pars plana, bilateral
  - H21.359 Exudative cyst of pars plana, unspecified eye

5th H21.4 **Pupillary membranes**

Iris bombé

Pupillary occlusion

Pupillary seclusion

EXCLUDES1 *congenital pupillary membranes (Q13.8)*

H21.40 **Pupillary membranes, unspecified eye**

H21.41 **Pupillary membranes, right eye**

H21.42 **Pupillary membranes, left eye**

H21.43 **Pupillary membranes, bilateral**

5th H21.5 **Other and unspecified adhesions and disruptions of iris and ciliary body**

EXCLUDES1 *corectopia (Q13.2)*

6th H21.50 **Unspecified adhesions of iris**

Synechia (iris) NOS

H21.501 **Unspecified adhesions of iris, right eye**

H21.502 **Unspecified adhesions of iris, left eye**

H21.503 **Unspecified adhesions of iris, bilateral**

H21.509 **Unspecified adhesions of iris and ciliary body, unspecified eye**

6th H21.51 **Anterior synechiae (iris)**

H21.511 **Anterior synechiae (iris), right eye**

H21.512 **Anterior synechiae (iris), left eye**

H21.513 **Anterior synechiae (iris), bilateral**

H21.519 **Anterior synechiae (iris), unspecified eye**

6th H21.52 **Goniosynechiae**

H21.521 **Goniosynechiae, right eye**

H21.522 **Goniosynechiae, left eye**

H21.523 **Goniosynechiae, bilateral**

H21.529 **Goniosynechiae, unspecified eye**

6th H21.53 Iridodialysis
- H21.531 Iridodialysis, right eye
- H21.532 Iridodialysis, left eye
- H21.533 Iridodialysis, bilateral
- H21.539 Iridodialysis, unspecified eye

6th H21.54 Posterior synechiae (iris)
- H21.541 Posterior synechiae (iris), right eye
- H21.542 Posterior synechiae (iris), left eye
- H21.543 Posterior synechiae (iris), bilateral
- H21.549 Posterior synechiae (iris), unspecified eye

6th H21.55 Recession of chamber angle
- H21.551 Recession of chamber angle, right eye
- H21.552 Recession of chamber angle, left eye
- H21.553 Recession of chamber angle, bilateral
- H21.559 Recession of chamber angle, unspecified eye

6th H21.56 Pupillary abnormalities
- Deformed pupil
- Ectopic pupil
- Rupture of sphincter, pupil
- EXCLUDES *congenital deformity of pupil (Q13.2-)*
- H21.561 Pupillary abnormality, right eye
- H21.562 Pupillary abnormality, left eye
- H21.563 Pupillary abnormality, bilateral
- H21.569 Pupillary abnormality, unspecified eye

5th H21.8 Other specified disorders of iris and ciliary body
- H21.81 Floppy iris syndrome
  - Intraoperative floppy iris syndrome (IFIS)
  - **Use additional** code for adverse effect, if applicable, to identify drug (T36-T50 with fifth or sixth character 5)
- H21.82 Plateau iris syndrome (post-iridectomy) (postprocedural)
- H21.89 Other specified disorders of iris and ciliary body

H21.9 Unspecified disorder of iris and ciliary body

H22 Disorders of iris and ciliary body in diseases classified elsewhere
- **Code first** underlying disease, such as:
  - gout (M1A.-, M10.-)
  - leprosy (A30.-)
  - parasitic disease (B89)

Disorders of lens (H25-H28)

4th H25 Age-related cataract

DEFINITION: A cataract is a clouding of the clear lens of the eye.

Senile cataract

Excludes2 *capsular glaucoma with pseudoexfoliation of lens (H40.1-)*

5th H25.0 Age-related incipient cataract

6th H25.01 Cortical age-related cataract

H25.011 Cortical age-related cataract, right eye A

H25.012 Cortical age-related cataract, left eye A

H25.013 Cortical age-related cataract, bilateral A

H25.019 Cortical age-related cataract, unspecified eye A

6th H25.03 Anterior subcapsular polar age-related cataract

H25.031 Anterior subcapsular polar age-related cataract, right eye A

H25.032 Anterior subcapsular polar age-related cataract, left eye A

H25.033 Anterior subcapsular polar age-related cataract, bilateral A

H25.039 Anterior subcapsular polar age-related cataract, unspecified eye A

6th H25.04 Posterior subcapsular polar age-related cataract

H25.041 Posterior subcapsular polar age-related cataract, right eye A

H25.042 Posterior subcapsular polar age-related cataract, left eye A

H25.043 Posterior subcapsular polar age-related cataract, bilateral A

H25.049 Posterior subcapsular polar age-related cataract, unspecified eye A

6th H25.09 Other age-related incipient cataract

Coronary age-related cataract

Punctate age-related cataract

Water clefts

H25.091 Other age-related incipient cataract, right eye A

H25.092 Other age-related incipient cataract, left eye A

H25.093 Other age-related incipient cataract, bilateral A

H25.099 Other age-related incipient cataract, unspecified eye A

5th H25.1 Age-related nuclear cataract

Cataracta brunescens

Nuclear sclerosis cataract

H25.10 Age-related nuclear cataract, unspecified eye A

H25.11 Age-related nuclear cataract, right eye A

AHA: Q2 2019

H25.12 Age-related nuclear cataract, left eye A

AHA: Q1 2016

H25.13 Age-related nuclear cataract, bilateral A

AHA: Q1 2016

5th H25.2 Age-related cataract, morgagnian type

Age-related hypermature cataract

H25.20 Age-related cataract, morgagnian type, unspecified eye A

H25.21 Age-related cataract, morgagnian type, right eye A

H25.22 Age-related cataract, morgagnian type, left eye A

H25.23 Age-related cataract, morgagnian type, bilateral A

5th H25.8 Other age-related cataract

6th H25.81 Combined forms of age-related cataract

H25.811 Combined forms of age-related cataract, right eye A

H25.812 Combined forms of age-related cataract, left eye A

H25.813 Combined forms of age-related cataract, bilateral A

AHA: Q2 2019

H25.819 Combined forms of age-related cataract, unspecified eye A

H25.89 Other age-related cataract A

H25.9 Unspecified age-related cataract A

4th H26 Other cataract

EXCLUDES *congenital cataract (Q12.0)*

- H26.0 Infantile and juvenile cataract
  - H26.00 Unspecified infantile and juvenile cataract
    - H26.001 Unspecified infantile and juvenile cataract, right eye P
    - H26.002 Unspecified infantile and juvenile cataract, left eye P
    - H26.003 Unspecified infantile and juvenile cataract, bilateral P
    - H26.009 Unspecified infantile and juvenile cataract, unspecified eye P
  - H26.01 Infantile and juvenile cortical, lamellar, or zonular cataract
    - H26.011 Infantile and juvenile cortical, lamellar, or zonular cataract, right eye P
    - H26.012 Infantile and juvenile cortical, lamellar, or zonular cataract, left eye P
    - H26.013 Infantile and juvenile cortical, lamellar, or zonular cataract, bilateral P
    - H26.019 Infantile and juvenile cortical, lamellar, or zonular cataract, unspecified eye P
  - H26.03 Infantile and juvenile nuclear cataract
    - H26.031 Infantile and juvenile nuclear cataract, right eye P
    - H26.032 Infantile and juvenile nuclear cataract, left eye P
    - H26.033 Infantile and juvenile nuclear cataract, bilateral P
    - H26.039 Infantile and juvenile nuclear cataract, unspecified eye P
  - H26.04 Anterior subcapsular polar infantile and juvenile cataract
    - H26.041 Anterior subcapsular polar infantile and juvenile cataract, right eye P
    - H26.042 Anterior subcapsular polar infantile and juvenile cataract, left eye P
    - H26.043 Anterior subcapsular polar infantile and juvenile cataract, bilateral P
    - H26.049 Anterior subcapsular polar infantile and juvenile cataract, unspecified eye P
  - H26.05 Posterior subcapsular polar infantile and juvenile cataract
    - H26.051 Posterior subcapsular polar infantile and juvenile cataract, right eye P
    - H26.052 Posterior subcapsular polar infantile and juvenile cataract, left eye P
    - H26.053 Posterior subcapsular polar infantile and juvenile cataract, bilateral P
    - H26.059 Posterior subcapsular polar infantile and juvenile cataract, unspecified eye P

- H26.06 Combined forms of infantile and juvenile cataract
  - H26.061 Combined forms of infantile and juvenile cataract, right eye P
  - H26.062 Combined forms of infantile and juvenile cataract, left eye P
  - H26.063 Combined forms of infantile and juvenile cataract, bilateral P
  - H26.069 Combined forms of infantile and juvenile cataract, unspecified eye P
- H26.09 Other infantile and juvenile cataract P

H26.1 Traumatic cataract

Use additional code (Chapter 20) to identify external cause

- H26.10 Unspecified traumatic cataract
  - H26.101 Unspecified traumatic cataract, right eye
  - H26.102 Unspecified traumatic cataract, left eye
  - H26.103 Unspecified traumatic cataract, bilateral
  - H26.109 Unspecified traumatic cataract, unspecified eye
- H26.11 Localized traumatic opacities
  - H26.111 Localized traumatic opacities, right eye
  - H26.112 Localized traumatic opacities, left eye
  - H26.113 Localized traumatic opacities, bilateral
  - H26.119 Localized traumatic opacities, unspecified eye
- H26.12 Partially resolved traumatic cataract
  - H26.121 Partially resolved traumatic cataract, right eye
  - H26.122 Partially resolved traumatic cataract, left eye
  - H26.123 Partially resolved traumatic cataract, bilateral
  - H26.129 Partially resolved traumatic cataract, unspecified eye
- H26.13 Total traumatic cataract
  - H26.131 Total traumatic cataract, right eye
  - H26.132 Total traumatic cataract, left eye
  - H26.133 Total traumatic cataract, bilateral
  - H26.139 Total traumatic cataract, unspecified eye

H26.2 Complicated cataract

H26.20 Unspecified complicated cataract

Cataracta complicata NOS

H26.21 Cataract with neovascularization

Code also, if applicable, associated condition, such as:

chronic iridocyclitis (H20.1-)

H26.211 Cataract with neovascularization, right eye

H26.212 Cataract with neovascularization, left eye

H26.213 Cataract with neovascularization, bilateral

H26.219 Cataract with neovascularization, unspecified eye

H26.22 Cataract secondary to ocular disorders (degenerative) (inflammatory)

Code also associated ocular disorder

H26.221 Cataract secondary to ocular disorders (degenerative) (inflammatory), right eye

H26.222 Cataract secondary to ocular disorders (degenerative) (inflammatory), left eye

H26.223 Cataract secondary to ocular disorders (degenerative) (inflammatory), bilateral

H26.229 Cataract secondary to ocular disorders (degenerative) (inflammatory), unspecified eye

H26.23 Glaucomatous flecks (subcapsular)

Code first underlying glaucoma (H40-H42)

H26.231 Glaucomatous flecks (subcapsular), right eye

H26.232 Glaucomatous flecks (subcapsular), left eye

H26.233 Glaucomatous flecks (subcapsular), bilateral

H26.239 Glaucomatous flecks (subcapsular), unspecified eye

H26.3 Drug-induced cataract

Toxic cataract

Use additional code for adverse effect, if applicable, to identify drug (T36-T50 with fifth or sixth character 5)

H26.30 Drug-induced cataract, unspecified eye

H26.31 Drug-induced cataract, right eye

H26.32 Drug-induced cataract, left eye

H26.33 Drug-induced cataract, bilateral

5th H26.4 Secondary cataract

H26.40 Unspecified secondary cataract

6th H26.41 Soemmering's ring

H26.411 Soemmering's ring, right eye

H26.412 Soemmering's ring, left eye

H26.413 Soemmering's ring, bilateral

H26.419 Soemmering's ring, unspecified eye

6th H26.49 Other secondary cataract

H26.491 Other secondary cataract, right eye

H26.492 Other secondary cataract, left eye

AHA: Q2 2018

H26.493 Other secondary cataract, bilateral

H26.499 Other secondary cataract, unspecified eye

H26.8 Other specified cataract

H26.9 Unspecified cataract

4th H27 Other disorders of lens

EXCLUDES *congenital lens malformations (Q12.-)*

mechanical complications of intraocular lens implant (T85.2)

pseudophakia (Z96.1)

5th H27.0 Aphakia

Acquired absence of lens

Acquired aphakia

Aphakia due to trauma

EXCLUDES *cataract extraction status (Z98.4-)*

congenital absence of lens (Q12.3)

congenital aphakia (Q12.3)

H27.00 Aphakia, unspecified eye

H27.01 Aphakia, right eye

H27.02 Aphakia, left eye

H27.03 Aphakia, bilateral

- 5th H27.1 Dislocation of lens
  - H27.10 Unspecified dislocation of lens
  - 6th H27.11 Subluxation of lens
    - H27.111 Subluxation of lens, right eye
    - H27.112 Subluxation of lens, left eye
    - H27.113 Subluxation of lens, bilateral
    - H27.119 Subluxation of lens, unspecified eye
  - 6th H27.12 Anterior dislocation of lens
    - H27.121 Anterior dislocation of lens, right eye
    - H27.122 Anterior dislocation of lens, left eye
    - H27.123 Anterior dislocation of lens, bilateral
    - H27.129 Anterior dislocation of lens, unspecified eye
  - 6th H27.13 Posterior dislocation of lens
    - H27.131 Posterior dislocation of lens, right eye
    - H27.132 Posterior dislocation of lens, left eye
    - H27.133 Posterior dislocation of lens, bilateral
    - H27.139 Posterior dislocation of lens, unspecified eye
  - H27.8 Other specified disorders of lens
  - H27.9 Unspecified disorder of lens
- H28 Cataract in diseases classified elsewhere
  - **Code first** underlying disease, such as:
    - hypoparathyroidism (E20.-)
    - myotonia (G71.1-)
    - myxedema (E03.-)
    - protein-calorie malnutrition (E40-E46)
  - EXCLUDES1 *cataract in diabetes mellitus (E08.36, E09.36, E10.36, E11.36, E13.36)*

Disorders of choroid and retina (H30-H36)

4th H30 Chorioretinal inflammation

5th H30.0 Focal chorioretinal inflammation

Focal chorioretinitis
Focal choroiditis
Focal retinitis
Focal retinochoroiditis

6th H30.00 Unspecified focal chorioretinal inflammation

Focal chorioretinitis NOS
Focal choroiditis NOS
Focal retinitis NOS
Focal retinochoroiditis NOS

H30.001 Unspecified focal chorioretinal inflammation, right eye CC/MCC Ex0
H30.002 Unspecified focal chorioretinal inflammation, left eye CC/MCC Ex0
H30.003 Unspecified focal chorioretinal inflammation, bilateral CC/MCC Ex0
H30.009 Unspecified focal chorioretinal inflammation, unspecified eye CC/MCC Ex0

6th H30.01 Focal chorioretinal inflammation, juxtapapillary

H30.011 Focal chorioretinal inflammation, juxtapapillary, right eye CC/MCC Ex0
H30.012 Focal chorioretinal inflammation, juxtapapillary, left eye CC/MCC Ex0
H30.013 Focal chorioretinal inflammation, juxtapapillary, bilateral CC/MCC Ex0
H30.019 Focal chorioretinal inflammation, juxtapapillary, unspecified eye CC/MCC Ex0

6th H30.02 Focal chorioretinal inflammation of posterior pole

H30.021 Focal chorioretinal inflammation of posterior pole, right eye CC/MCC Ex0
H30.022 Focal chorioretinal inflammation of posterior pole, left eye CC/MCC Ex0
H30.023 Focal chorioretinal inflammation of posterior pole, bilateral CC/MCC Ex0
H30.029 Focal chorioretinal inflammation of posterior pole, unspecified eye CC/MCC Ex0

6th H30.03 Focal chorioretinal inflammation, peripheral

H30.031 Focal chorioretinal inflammation, peripheral, right eye CC/MCC Ex0
H30.032 Focal chorioretinal inflammation, peripheral, left eye CC/MCC Ex0
H30.033 Focal chorioretinal inflammation, peripheral, bilateral CC/MCC Ex0
H30.039 Focal chorioretinal inflammation, peripheral, unspecified eye CC/MCC Ex0

6th H30.04 Focal chorioretinal inflammation, macular or paramacular

H30.041 Focal chorioretinal inflammation, macular or paramacular, right eye CC/MCC Ex0

H30.042 Focal chorioretinal inflammation, macular or paramacular, left eye CC/MCC Ex0

H30.043 Focal chorioretinal inflammation, macular or paramacular, bilateral CC/MCC Ex0

H30.049 Focal chorioretinal inflammation, macular or paramacular, unspecified eye CC/MCC Ex0

5th H30.1 Disseminated chorioretinal inflammation

Disseminated chorioretinitis

Disseminated choroiditis

Disseminated retinitis

Disseminated retinochoroiditis

EXCLUDES2 *exudative retinopathy (H35.02-)*

6th H30.10 Unspecified disseminated chorioretinal inflammation

Disseminated chorioretinitis NOS

Disseminated choroiditis NOS

Disseminated retinitis NOS

Disseminated retinochoroiditis NOS

H30.101 Unspecified disseminated chorioretinal inflammation, right eye CC CC/MCC Ex0

H30.102 Unspecified disseminated chorioretinal inflammation, left eye CC CC/MCC Ex0

H30.103 Unspecified disseminated chorioretinal inflammation, bilateral CC CC/MCC Ex0

H30.109 Unspecified disseminated chorioretinal inflammation, unspecified eye CC CC/MCC Ex0

6th H30.11 Disseminated chorioretinal inflammation of posterior pole

H30.111 Disseminated chorioretinal inflammation of posterior pole, right eye CC CC/MCC Ex0

H30.112 Disseminated chorioretinal inflammation of posterior pole, left eye CC CC/MCC Ex0

H30.113 Disseminated chorioretinal inflammation of posterior pole, bilateral CC CC/MCC Ex0

H30.119 Disseminated chorioretinal inflammation of posterior pole, unspecified eye CC CC/MCC Ex0

6th H30.12 Disseminated chorioretinal inflammation, peripheral

H30.121 Disseminated chorioretinal inflammation, peripheral right eye CC CC/MCC Ex0

H30.122 Disseminated chorioretinal inflammation, peripheral, left eye CC CC/MCC Ex0

H30.123 Disseminated chorioretinal inflammation, peripheral, bilateral CC CC/MCC Ex0

H30.129 Disseminated chorioretinal inflammation, peripheral, unspecified eye CC CC/MCC Ex0

6th H30.13 Disseminated chorioretinal inflammation, generalized
- H30.131 Disseminated chorioretinal inflammation, generalized, right eye CC CC/MCC Ex0
- H30.132 Disseminated chorioretinal inflammation, generalized, left eye CC CC/MCC Ex0
- H30.133 Disseminated chorioretinal inflammation, generalized, bilateral CC CC/MCC Ex0
- H30.139 Disseminated chorioretinal inflammation, generalized, unspecified eye CC CC/MCC Ex0

6th H30.14 Acute posterior multifocal placoid pigment epitheliopathy
- H30.141 Acute posterior multifocal placoid pigment epitheliopathy, right eye CC CC/MCC Ex0
- H30.142 Acute posterior multifocal placoid pigment epitheliopathy, left eye CC CC/MCC Ex0
- H30.143 Acute posterior multifocal placoid pigment epitheliopathy, bilateral CC CC/MCC Ex0
- H30.149 Acute posterior multifocal placoid pigment epitheliopathy, unspecified eye CC CC/MCC Ex0

5th H30.2 Posterior cyclitis

Pars planitis

- H30.20 Posterior cyclitis, unspecified eye CC/MCC Ex0
- H30.21 Posterior cyclitis, right eye CC/MCC Ex0
- H30.22 Posterior cyclitis, left eye CC/MCC Ex0
- H30.23 Posterior cyclitis, bilateral CC/MCC Ex0

5th H30.8 Other chorioretinal inflammations

6th H30.81 Harada's disease
- H30.811 Harada's disease, right eye CC/MCC Ex0
- H30.812 Harada's disease, left eye CC/MCC Ex0
- H30.813 Harada's disease, bilateral CC/MCC Ex0
- H30.819 Harada's disease, unspecified eye CC/MCC Ex0

6th H30.89 Other chorioretinal inflammations
- H30.891 Other chorioretinal inflammations, right eye CC CC/MCC Ex0
- H30.892 Other chorioretinal inflammations, left eye CC CC/MCC Ex0
- H30.893 Other chorioretinal inflammations, bilateral CC CC/MCC Ex0
- H30.899 Other chorioretinal inflammations, unspecified eye CC CC/MCC Ex0

5th H30.9 Unspecified chorioretinal inflammation

Chorioretinitis NOS

Choroiditis NOS

Neuroretinitis NOS

Retinitis NOS

Retinochoroiditis NOS

H30.90 Unspecified chorioretinal inflammation, unspecified eye CC CC/MCC Ex0

H30.91 Unspecified chorioretinal inflammation, right eye CC CC/MCC Ex0

H30.92 Unspecified chorioretinal inflammation, left eye CC CC/MCC Ex0

H30.93 Unspecified chorioretinal inflammation, bilateral CC CC/MCC Ex0

4th H31 Other disorders of choroid

5th H31.0 Chorioretinal scars

EXCLUDES1 *postsurgical chorioretinal scars (H59.81-)*

6th H31.00 Unspecified chorioretinal scars

H31.001 Unspecified chorioretinal scars, right eye

H31.002 Unspecified chorioretinal scars, left eye

H31.003 Unspecified chorioretinal scars, bilateral

H31.009 Unspecified chorioretinal scars, unspecified eye

6th H31.01 Macula scars of posterior pole (postinflammatory) (post-traumatic)

EXCLUDES1 *postprocedural chorioretinal scar (H59.81-)*

H31.011 Macula scars of posterior pole (postinflammatory) (post-traumatic), right eye

H31.012 Macula scars of posterior pole (postinflammatory) (post-traumatic), left eye

H31.013 Macula scars of posterior pole (postinflammatory) (post-traumatic), bilateral

H31.019 Macula scars of posterior pole (postinflammatory) (post-traumatic), unspecified eye

6th H31.02 Solar retinopathy

H31.021 Solar retinopathy, right eye

H31.022 Solar retinopathy, left eye

H31.023 Solar retinopathy, bilateral

H31.029 Solar retinopathy, unspecified eye

6th H31.09 Other chorioretinal scars
- H31.091 Other chorioretinal scars, right eye
- H31.092 Other chorioretinal scars, left eye
- H31.093 Other chorioretinal scars, bilateral
- H31.099 Other chorioretinal scars, unspecified eye

5th H31.1 Choroidal degeneration

EXCLUDES *angioid streaks of macula (H35.33)*

6th H31.10 Unspecified choroidal degeneration

Choroidal sclerosis NOS

- H31.101 Choroidal degeneration, unspecified, right eye
- H31.102 Choroidal degeneration, unspecified, left eye
- H31.103 Choroidal degeneration, unspecified, bilateral
- H31.109 Choroidal degeneration, unspecified, unspecified eye

6th H31.11 Age-related choroidal atrophy
- H31.111 Age-related choroidal atrophy, right eye A
- H31.112 Age-related choroidal atrophy, left eye A
- H31.113 Age-related choroidal atrophy, bilateral A
- H31.119 Age-related choroidal atrophy, unspecified eye A

6th H31.12 Diffuse secondary atrophy of choroid
- H31.121 Diffuse secondary atrophy of choroid, right eye
- H31.122 Diffuse secondary atrophy of choroid, left eye
- H31.123 Diffuse secondary atrophy of choroid, bilateral
- H31.129 Diffuse secondary atrophy of choroid, unspecified eye

5th H31.2 Hereditary choroidal dystrophy

EXCLUDES *hyperornithinemia (E72.4)*
ornithinemia (E72.4)

- H31.20 Hereditary choroidal dystrophy, unspecified
- H31.21 Choroideremia
- H31.22 Choroidal dystrophy (central areolar) (generalized) (peripapillary)
- H31.23 Gyrate atrophy, choroid
- H31.29 Other hereditary choroidal dystrophy

- H31.3 Choroidal hemorrhage and rupture
  - H31.30 Unspecified choroidal hemorrhage
    - H31.301 Unspecified choroidal hemorrhage, right eye CC/MCC Exc
    - H31.302 Unspecified choroidal hemorrhage, left eye CC/MCC Exc
    - H31.303 Unspecified choroidal hemorrhage, bilateral CC/MCC Exc
    - H31.309 Unspecified choroidal hemorrhage, unspecified eye CC/MCC Exc
  - H31.31 Expulsive choroidal hemorrhage
    - H31.311 Expulsive choroidal hemorrhage, right eye CC/MCC Exc
    - H31.312 Expulsive choroidal hemorrhage, left eye CC/MCC Exc
    - H31.313 Expulsive choroidal hemorrhage, bilateral CC/MCC Exc
    - H31.319 Expulsive choroidal hemorrhage, unspecified eye CC/MCC Exc
  - H31.32 Choroidal rupture
    - H31.321 Choroidal rupture, right eye CC CC/MCC Exc
    - H31.322 Choroidal rupture, left eye CC CC/MCC Exc
    - H31.323 Choroidal rupture, bilateral CC CC/MCC Exc
    - H31.329 Choroidal rupture, unspecified eye CC CC/MCC Exc
- H31.4 Choroidal detachment
  - H31.40 Unspecified choroidal detachment
    - H31.401 Unspecified choroidal detachment, right eye CC CC/MCC Exc
    - H31.402 Unspecified choroidal detachment, left eye CC CC/MCC Exc
    - H31.403 Unspecified choroidal detachment, bilateral CC CC/MCC Exc
    - H31.409 Unspecified choroidal detachment, unspecified eye CC CC/MCC Exc
  - H31.41 Hemorrhagic choroidal detachment
    - H31.411 Hemorrhagic choroidal detachment, right eye CC CC/MCC Exc
    - H31.412 Hemorrhagic choroidal detachment, left eye CC CC/MCC Exc
    - H31.413 Hemorrhagic choroidal detachment, bilateral CC CC/MCC Exc
    - H31.419 Hemorrhagic choroidal detachment, unspecified eye CC CC/MCC Exc

6th H31.42 Serous choroidal detachment
H31.421 Serous choroidal detachment, right eye CC CC/MCC Ex0
H31.422 Serous choroidal detachment, left eye CC CC/MCC Ex0
H31.423 Serous choroidal detachment, bilateral CC CC/MCC Ex0
H31.429 Serous choroidal detachment, unspecified eye CC CC/MCC Ex0
H31.8 Other specified disorders of choroid CC/MCC Ex0
H31.9 Unspecified disorder of choroid CC/MCC Ex0
H32 Chorioretinal disorders in diseases classified elsewhere
Code first underlying disease, such as:
congenital toxoplasmosis (P37.1)
histoplasmosis (B39.-)
leprosy (A30.-)
EXCLUDES1 *chorioretinitis (in):*
toxoplasmosis (acquired) (B58.01)
tuberculosis (A18.53)
4th H33 Retinal detachments and breaks
EXCLUDES1 *detachment of retinal pigment epithelium (H35.72-, H35.73-)*
5th H33.0 Retinal detachment with retinal break
Rhegmatogenous retinal detachment
EXCLUDES1 *serous retinal detachment (without retinal break) (H33.2-)*
6th H33.00 Unspecified retinal detachment with retinal break
H33.001 Unspecified retinal detachment with retinal break, right eye CC/MCC Ex0
H33.002 Unspecified retinal detachment with retinal break, left eye CC/MCC Ex0
H33.003 Unspecified retinal detachment with retinal break, bilateral CC/MCC Ex0
H33.009 Unspecified retinal detachment with retinal break, unspecified eye CC/MCC Ex0
6th H33.01 Retinal detachment with single break
H33.011 Retinal detachment with single break, right eye CC/MCC Ex0
H33.012 Retinal detachment with single break, left eye CC/MCC Ex0
H33.013 Retinal detachment with single break, bilateral CC/MCC Ex0
H33.019 Retinal detachment with single break, unspecified eye CC/MCC Ex0

6th H33.02 Retinal detachment with multiple breaks
- H33.021 Retinal detachment with multiple breaks, right eye CC/MCC Ex0
- H33.022 Retinal detachment with multiple breaks, left eye CC/MCC Ex0
- H33.023 Retinal detachment with multiple breaks, bilateral CC/MCC Ex0
- H33.029 Retinal detachment with multiple breaks, unspecified eye CC/MCC Ex0

6th H33.03 Retinal detachment with giant retinal tear
- H33.031 Retinal detachment with giant retinal tear, right eye CC/MCC Ex0
- H33.032 Retinal detachment with giant retinal tear, left eye CC/MCC Ex0
- H33.033 Retinal detachment with giant retinal tear, bilateral CC/MCC Ex0
- H33.039 Retinal detachment with giant retinal tear, unspecified eye CC/MCC Ex0

6th H33.04 Retinal detachment with retinal dialysis
- H33.041 Retinal detachment with retinal dialysis, right eye CC/MCC Ex0
- H33.042 Retinal detachment with retinal dialysis, left eye CC/MCC Ex0
- H33.043 Retinal detachment with retinal dialysis, bilateral CC/MCC Ex0
- H33.049 Retinal detachment with retinal dialysis, unspecified eye CC/MCC Ex0

6th H33.05 Total retinal detachment
- H33.051 Total retinal detachment, right eye CC/MCC Ex0
- H33.052 Total retinal detachment, left eye CC/MCC Ex0
- H33.053 Total retinal detachment, bilateral CC/MCC Ex0
- H33.059 Total retinal detachment, unspecified eye CC/MCC Ex0

5th H33.1 Retinoschisis and retinal cysts

EXCLUDES1 *congenital retinoschisis (Q14.1)*

microcystoid degeneration of retina (H35.42-)

6th H33.10 Unspecified retinoschisis
- H33.101 Unspecified retinoschisis, right eye CC/MCC Ex0
- H33.102 Unspecified retinoschisis, left eye CC/MCC Ex0
- H33.103 Unspecified retinoschisis, bilateral CC/MCC Ex0
- H33.109 Unspecified retinoschisis, unspecified eye CC/MCC Ex0

6th H33.11 Cyst of ora serrata
- H33.111 Cyst of ora serrata, right eye CC/MCC Ex0
- H33.112 Cyst of ora serrata, left eye CC/MCC Ex0
- H33.113 Cyst of ora serrata, bilateral CC/MCC Ex0
- H33.119 Cyst of ora serrata, unspecified eye CC/MCC Ex0

6th H33.12 Parasitic cyst of retina
- H33.121 Parasitic cyst of retina, right eye CC CC/MCC Ex0
- H33.122 Parasitic cyst of retina, left eye CC CC/MCC Ex0
- H33.123 Parasitic cyst of retina, bilateral CC CC/MCC Ex0
- H33.129 Parasitic cyst of retina, unspecified eye CC CC/MCC Ex0

6th H33.19 Other retinoschisis and retinal cysts

Pseudocyst of retina
- H33.191 Other retinoschisis and retinal cysts, right eye CC/MCC Ex0
- H33.192 Other retinoschisis and retinal cysts, left eye CC/MCC Ex0
- H33.193 Other retinoschisis and retinal cysts, bilateral CC/MCC Ex0
- H33.199 Other retinoschisis and retinal cysts, unspecified eye CC/MCC Ex0

5th H33.2 Serous retinal detachment

Retinal detachment NOS

Retinal detachment without retinal break

EXCLUDES1 *central serous chorioretinopathy (H35.71-)*
- H33.20 Serous retinal detachment, unspecified eye CC CC/MCC Ex0
- H33.21 Serous retinal detachment, right eye CC CC/MCC Ex0
- H33.22 Serous retinal detachment, left eye CC CC/MCC Ex0
- H33.23 Serous retinal detachment, bilateral CC CC/MCC Ex0

5th H33.3 Retinal breaks without detachment

EXCLUDES1 *chorioretinal scars after surgery for detachment (H59.81-)*

EXCLUDES2 **peripheral retinal degeneration without break (H35.4-)*

6th H33.30 Unspecified retinal break
- H33.301 Unspecified retinal break, right eye CC/MCC Ex0
- H33.302 Unspecified retinal break, left eye CC/MCC Ex0
- H33.303 Unspecified retinal break, bilateral CC/MCC Ex0
- H33.309 Unspecified retinal break, unspecified eye CC/MCC Ex0

6th H33.31 Horseshoe tear of retina without detachment

Operculum of retina without detachment
- H33.311 Horseshoe tear of retina without detachment, right eye CC/MCC Ex0
- H33.312 Horseshoe tear of retina without detachment, left eye CC/MCC Ex0
- H33.313 Horseshoe tear of retina without detachment, bilateral CC/MCC Ex0
- H33.319 Horseshoe tear of retina without detachment, unspecified eye CC/MCC Ex0

6th H33.32 Round hole of retina without detachment
- H33.321 Round hole, right eye CC/MCC Ex0
- H33.322 Round hole, left eye CC/MCC Ex0
- H33.323 Round hole, bilateral CC/MCC Ex0
- H33.329 Round hole, unspecified eye CC/MCC Ex0

6th H33.33 Multiple defects of retina without detachment
- H33.331 Multiple defects of retina without detachment, right eye CC/MCC Ex0
- H33.332 Multiple defects of retina without detachment, left eye CC/MCC Ex0
- H33.333 Multiple defects of retina without detachment, bilateral CC/MCC Ex0
- H33.339 Multiple defects of retina without detachment, unspecified eye CC/MCC Ex0

5th H33.4 Traction detachment of retina

Proliferative vitreo-retinopathy with retinal detachment
- H33.40 Traction detachment of retina, unspecified eye CC CC/MCC Ex0
- H33.41 Traction detachment of retina, right eye CC CC/MCC Ex0
- H33.42 Traction detachment of retina, left eye CC CC/MCC Ex0
- H33.43 Traction detachment of retina, bilateral CC CC/MCC Ex0

H33.8 Other retinal detachments CC CC/MCC Ex0

4th H34 Retinal vascular occlusions

Excludes1 *amaurosis fugax (G45.3)*

5th H34.0 Transient retinal artery occlusion

- H34.00 Transient retinal artery occlusion, unspecified eye CC CC/MCC Ex6
- H34.01 Transient retinal artery occlusion, right eye CC CC/MCC Ex6
- H34.02 Transient retinal artery occlusion, left eye CC CC/MCC Ex6
- H34.03 Transient retinal artery occlusion, bilateral CC CC/MCC Ex6

5th H34.1 Central retinal artery occlusion

- H34.10 Central retinal artery occlusion, unspecified eye CC CC/MCC Ex6
- H34.11 Central retinal artery occlusion, right eye CC CC/MCC Ex6
- H34.12 Central retinal artery occlusion, left eye CC CC/MCC Ex6
- H34.13 Central retinal artery occlusion, bilateral CC CC/MCC Ex6

5th H34.2 Other retinal artery occlusions

6th H34.21 Partial retinal artery occlusion

Hollenhorst's plaque

Retinal microembolism

- H34.211 Partial retinal artery occlusion, right eye CC CC/MCC Ex6
- H34.212 Partial retinal artery occlusion, left eye CC CC/MCC Ex6
- H34.213 Partial retinal artery occlusion, bilateral CC CC/MCC Ex6
- H34.219 Partial retinal artery occlusion, unspecified eye CC CC/MCC Ex6

6th H34.23 Retinal artery branch occlusion

- H34.231 Retinal artery branch occlusion, right eye CC CC/MCC Ex6
- H34.232 Retinal artery branch occlusion, left eye CC CC/MCC Ex6
- H34.233 Retinal artery branch occlusion, bilateral CC CC/MCC Ex6
- H34.239 Retinal artery branch occlusion, unspecified eye CC CC/MCC Ex6

- H34.8 Other retinal vascular occlusions
  - H34.81 Central retinal vein occlusion
    - One of the following 7th characters is to be assigned to codes in subcategory H34.81 to designate the severity of the occlusion:
      - 0 = with macular edema
      - 1 = with retinal neovascularization
      - 2 = stable
      - Old central retinal vein occlusion
    - H34.811 Central retinal vein occlusion, right eye CC HCC CC/MCC Ex0
    - H34.812 Central retinal vein occlusion, left eye CC HCC CC/MCC Ex0
    - H34.813 Central retinal vein occlusion, bilateral CC HCC CC/MCC Ex0
    - H34.819 Central retinal vein occlusion, unspecified eye CC HCC CC/MCC Ex0
  - H34.82 Venous engorgement
    - Incipient retinal vein occlusion
    - Partial retinal vein occlusion
    - H34.821 Venous engorgement, right eye CC/MCC Ex0
    - H34.822 Venous engorgement, left eye CC/MCC Ex0
    - H34.823 Venous engorgement, bilateral CC/MCC Ex0
    - H34.829 Venous engorgement, unspecified eye CC/MCC Ex0
  - H34.83 Tributary (branch) retinal vein occlusion
    - One of the following 7th characters is to be assigned to codes in subcategory H34.83 to designate the severity of the occlusion:
      - 0 = with macular edema
      - 1 = with retinal neovascularization
      - 2 = stable
      - Old tributary (branch) retinal vein occlusion
    - H34.831 Tributary (branch) retinal vein occlusion, right eye HCC CC/MCC Ex0
    - H34.832 Tributary (branch) retinal vein occlusion, left eye HCC CC/MCC Ex0
    - H34.833 Tributary (branch) retinal vein occlusion, bilateral HCC CC/MCC Ex0
    - H34.839 Tributary (branch) retinal vein occlusion, unspecified eye HCC CC/MCC Ex0
- H34.9 Unspecified retinal vascular occlusion CC CC/MCC Ex0

4th H35 Other retinal disorders

Excludes1 *diabetic retinal disorders (E08.311-E08.359, E09.311-E09.359, E10.311-E10.359, E11.311-E11.359, E13.311-E13.359)*

5th H35.0 Background retinopathy and retinal vascular changes

See Official Guidelines, "Hypertensive Retinopathy" I.C.9.a.5

Code also any associated hypertension (I10)

H35.00 **Unspecified background retinopathy**

6th H35.01 **Changes in retinal vascular appearance**

Retinal vascular sheathing

H35.011 **Changes in retinal vascular appearance, right eye**

H35.012 **Changes in retinal vascular appearance, left eye**

H35.013 **Changes in retinal vascular appearance, bilateral**

H35.019 **Changes in retinal vascular appearance, unspecified eye**

6th H35.02 **Exudative retinopathy**

Coats retinopathy

H35.021 **Exudative retinopathy, right eye**

H35.022 **Exudative retinopathy, left eye**

H35.023 **Exudative retinopathy, bilateral**

H35.029 **Exudative retinopathy, unspecified eye**

6th H35.03 **Hypertensive retinopathy**

H35.031 **Hypertensive retinopathy, right eye**

H35.032 **Hypertensive retinopathy, left eye**

H35.033 **Hypertensive retinopathy, bilateral**

H35.039 **Hypertensive retinopathy, unspecified eye**

6th H35.04 **Retinal micro-aneurysms, unspecified**

H35.041 **Retinal micro-aneurysms, unspecified, right eye**

H35.042 **Retinal micro-aneurysms, unspecified, left eye**

H35.043 **Retinal micro-aneurysms, unspecified, bilateral**

H35.049 **Retinal micro-aneurysms, unspecified, unspecified eye**

6th H35.05 Retinal neovascularization, unspecified
H35.051 Retinal neovascularization, unspecified, right eye
H35.052 Retinal neovascularization, unspecified, left eye
H35.053 Retinal neovascularization, unspecified, bilateral
H35.059 Retinal neovascularization, unspecified, unspecified eye
6th H35.06 Retinal vasculitis
Eales disease
Retinal perivasculitis
H35.061 Retinal vasculitis, right eye
H35.062 Retinal vasculitis, left eye
H35.063 Retinal vasculitis, bilateral
H35.069 Retinal vasculitis, unspecified eye
6th H35.07 Retinal telangiectasis
H35.071 Retinal telangiectasis, right eye
H35.072 Retinal telangiectasis, left eye
H35.073 Retinal telangiectasis, bilateral
H35.079 Retinal telangiectasis, unspecified eye
H35.09 Other intraretinal microvascular abnormalities
Retinal varices
5th H35.1 Retinopathy of prematurity
6th H35.10 Retinopathy of prematurity, unspecified
Retinopathy of prematurity NOS
H35.101 Retinopathy of prematurity, unspecified, right eye
H35.102 Retinopathy of prematurity, unspecified, left eye
H35.103 Retinopathy of prematurity, unspecified, bilateral
H35.109 Retinopathy of prematurity, unspecified, unspecified eye

- H35.11 Retinopathy of prematurity, stage 0
  - H35.111 Retinopathy of prematurity, stage 0, right eye
  - H35.112 Retinopathy of prematurity, stage 0, left eye
  - H35.113 Retinopathy of prematurity, stage 0, bilateral
  - H35.119 Retinopathy of prematurity, stage 0, unspecified eye
- H35.12 Retinopathy of prematurity, stage 1
  - H35.121 Retinopathy of prematurity, stage 1, right eye
  - H35.122 Retinopathy of prematurity, stage 1, left eye
  - H35.123 Retinopathy of prematurity, stage 1, bilateral
  - H35.129 Retinopathy of prematurity, stage 1, unspecified eye
- H35.13 Retinopathy of prematurity, stage 2
  - H35.131 Retinopathy of prematurity, stage 2, right eye
  - H35.132 Retinopathy of prematurity, stage 2, left eye
  - H35.133 Retinopathy of prematurity, stage 2, bilateral
  - H35.139 Retinopathy of prematurity, stage 2, unspecified eye
- H35.14 Retinopathy of prematurity, stage 3
  - H35.141 Retinopathy of prematurity, stage 3, right eye
  - H35.142 Retinopathy of prematurity, stage 3, left eye
  - H35.143 Retinopathy of prematurity, stage 3, bilateral
  - H35.149 Retinopathy of prematurity, stage 3, unspecified eye
- H35.15 Retinopathy of prematurity, stage 4
  - H35.151 Retinopathy of prematurity, stage 4, right eye
  - H35.152 Retinopathy of prematurity, stage 4, left eye
  - H35.153 Retinopathy of prematurity, stage 4, bilateral
  - H35.159 Retinopathy of prematurity, stage 4, unspecified eye

6th H35.16 Retinopathy of prematurity, stage 5
- H35.161 Retinopathy of prematurity, stage 5, right eye
- H35.162 Retinopathy of prematurity, stage 5, left eye
- H35.163 Retinopathy of prematurity, stage 5, bilateral
- H35.169 Retinopathy of prematurity, stage 5, unspecified eye

6th H35.17 Retrolental fibroplasia
- H35.171 Retrolental fibroplasia, right eye
- H35.172 Retrolental fibroplasia, left eye
- H35.173 Retrolental fibroplasia, bilateral
- H35.179 Retrolental fibroplasia, unspecified eye

5th H35.2 Other non-diabetic proliferative retinopathy

Proliferative vitreo-retinopathy

Thalassemia proliferative retinopathy

EXCLUDES1 *proliferative vitreo-retinopathy with retinal detachment (H33.4-)*

EXCLUDES2 *proliferative sickle-cell retinopathy (H36.82-)*

- H35.20 Other non-diabetic proliferative retinopathy, unspecified eye
- H35.21 Other non-diabetic proliferative retinopathy, right eye
- H35.22 Other non-diabetic proliferative retinopathy, left eye
- H35.23 Other non-diabetic proliferative retinopathy, bilateral

5th H35.3 Degeneration of macula and posterior pole
- H35.30 Unspecified macular degeneration A
  - Age-related macular degeneration
- 6th H35.31 Nonexudative age-related macular degeneration
  - Atrophic age-related macular degeneration
  - Dry age-related macular degeneration
  - One of the following 7th characters is to be assigned to codes in subcategory H35.31 to designate the stage of the disease:
    - 0 = stage unspecified
    - 1 = early dry stage
    - 2 = intermediate dry stage
    - 3 = advanced atrophic without subfoveal involvement
    - advanced dry stage
    - 4 = advanced atrophic with subfoveal involvement

H35.311 Nonexudative age-related macular degeneration, right eye A

AHA: Q4 2016

H35.312 Nonexudative age-related macular degeneration, left eye A

AHA: Q4 2016

H35.313 Nonexudative age-related macular degeneration, bilateral A

AHA: Q4 2016

H35.319 Nonexudative age-related macular degeneration, unspecified eye A

AHA: Q4 2016

H35.32 Exudative age-related macular degeneration

Wet age-related macular degeneration

One of the following 7th characters is to be assigned to codes in subcategory H35.32 to designate the stage of the disease:

0 = stage unspecified

1 = with active choroidal neovascularization

2 = with inactive choroidal neovascularization

with involuted or regressed neovascularization

3 = with inactive scar

H35.321 Exudative age-related macular degeneration, right eye A HCC

AHA: Q4 2016

H35.322 Exudative age-related macular degeneration, left eye A HCC

AHA: Q4 2016

H35.323 Exudative age-related macular degeneration, bilateral A HCC

AHA: Q4 2016

H35.329 Exudative age-related macular degeneration, unspecified eye A HCC

AHA: Q4 2016

H35.33 Angioid streaks of macula

H35.34 Macular cyst, hole, or pseudohole
- H35.341 Macular cyst, hole, or pseudohole, right eye
- H35.342 Macular cyst, hole, or pseudohole, left eye
- H35.343 Macular cyst, hole, or pseudohole, bilateral
- H35.349 Macular cyst, hole, or pseudohole, unspecified eye

H35.35 Cystoid macular degeneration
- EXCLUDES *cystoid macular edema following cataract surgery (H59.03-)*
- H35.351 Cystoid macular degeneration, right eye
- H35.352 Cystoid macular degeneration, left eye
- H35.353 Cystoid macular degeneration, bilateral
- H35.359 Cystoid macular degeneration, unspecified eye

H35.36 Drusen (degenerative) of macula
- H35.361 Drusen (degenerative) of macula, right eye
  - AHA: Q4 2016
- H35.362 Drusen (degenerative) of macula, left eye
  - AHA: Q4 2016
- H35.363 Drusen (degenerative) of macula, bilateral
  - AHA: Q1 2017
- H35.369 Drusen (degenerative) of macula, unspecified eye

H35.37 Puckering of macula
- H35.371 Puckering of macula, right eye
- H35.372 Puckering of macula, left eye
- H35.373 Puckering of macula, bilateral
- H35.379 Puckering of macula, unspecified eye

H35.38 Toxic maculopathy
- Code first poisoning due to drug or toxin, if applicable (T36-T65 with fifth or sixth character 1-4)
- Use additional code for adverse effect, if applicable, to identify drug (T36-T50 with fifth or sixth character 5)
- H35.381 Toxic maculopathy, right eye
- H35.382 Toxic maculopathy, left eye
- H35.383 Toxic maculopathy, bilateral
- H35.389 Toxic maculopathy, unspecified eye

5th H35.4 Peripheral retinal degeneration

EXCLUDES1 *hereditary retinal degeneration (dystrophy) (H35.5-)*

EXCLUDES2 **peripheral retinal degeneration with retinal break (H33.3-)*

H35.40 Unspecified peripheral retinal degeneration

6th H35.41 Lattice degeneration of retina

Palisade degeneration of retina

H35.411 Lattice degeneration of retina, right eye

H35.412 Lattice degeneration of retina, left eye

H35.413 Lattice degeneration of retina, bilateral

H35.419 Lattice degeneration of retina, unspecified eye

6th H35.42 Microcystoid degeneration of retina

H35.421 Microcystoid degeneration of retina, right eye

H35.422 Microcystoid degeneration of retina, left eye

H35.423 Microcystoid degeneration of retina, bilateral

H35.429 Microcystoid degeneration of retina, unspecified eye

6th H35.43 Paving stone degeneration of retina

H35.431 Paving stone degeneration of retina, right eye

H35.432 Paving stone degeneration of retina, left eye

H35.433 Paving stone degeneration of retina, bilateral

H35.439 Paving stone degeneration of retina, unspecified eye

6th H35.44 Age-related reticular degeneration of retina

H35.441 Age-related reticular degeneration of retina, right eye A

H35.442 Age-related reticular degeneration of retina, left eye A

H35.443 Age-related reticular degeneration of retina, bilateral A

H35.449 Age-related reticular degeneration of retina, unspecified eye A

6th H35.45 Secondary pigmentary degeneration
- H35.451 Secondary pigmentary degeneration, right eye
- H35.452 Secondary pigmentary degeneration, left eye
- H35.453 Secondary pigmentary degeneration, bilateral
- H35.459 Secondary pigmentary degeneration, unspecified eye

6th H35.46 Secondary vitreoretinal degeneration
- H35.461 Secondary vitreoretinal degeneration, right eye
- H35.462 Secondary vitreoretinal degeneration, left eye
- H35.463 Secondary vitreoretinal degeneration, bilateral
- H35.469 Secondary vitreoretinal degeneration, unspecified eye

5th H35.5 Hereditary retinal dystrophy

EXCLUDES1 *dystrophies primarily involving Bruch's membrane (H31.1-)*

- H35.50 Unspecified hereditary retinal dystrophy
- H35.51 Vitreoretinal dystrophy
- H35.52 Pigmentary retinal dystrophy
  - Albipunctate retinal dystrophy
  - Retinitis pigmentosa
  - Tapetoretinal dystrophy
- H35.53 Other dystrophies primarily involving the sensory retina
  - Stargardt's disease
- H35.54 Dystrophies primarily involving the retinal pigment epithelium
  - Vitelliform retinal dystrophy

5th H35.6 Retinal hemorrhage
- H35.60 Retinal hemorrhage, unspecified eye CC/MCC Ex0
- H35.61 Retinal hemorrhage, right eye CC/MCC Ex0
- H35.62 Retinal hemorrhage, left eye CC/MCC Ex0
- H35.63 Retinal hemorrhage, bilateral CC/MCC Ex0

- H35.7 Separation of retinal layers
  - EXCLUDES1 *retinal detachment (serous) (H33.2-)*
    rhegmatogenous retinal detachment (H33.0-)
  - H35.70 Unspecified separation of retinal layers CC CC/MCC Ex0
  - 6th H35.71 Central serous chorioretinopathy
    - H35.711 Central serous chorioretinopathy, right eye CC/MCC Ex0
    - H35.712 Central serous chorioretinopathy, left eye CC/MCC Ex0
    - H35.713 Central serous chorioretinopathy, bilateral CC/MCC Ex0
    - H35.719 Central serous chorioretinopathy, unspecified eye CC/MCC Ex0
  - 6th H35.72 Serous detachment of retinal pigment epithelium
    - H35.721 Serous detachment of retinal pigment epithelium, right eye CC CC/MCC Ex0
    - H35.722 Serous detachment of retinal pigment epithelium, left eye CC CC/MCC Ex0
    - H35.723 Serous detachment of retinal pigment epithelium, bilateral CC CC/MCC Ex0
    - H35.729 Serous detachment of retinal pigment epithelium, unspecified eye CC CC/MCC Ex0
  - 6th H35.73 Hemorrhagic detachment of retinal pigment epithelium
    - H35.731 Hemorrhagic detachment of retinal pigment epithelium, right eye CC CC/MCC Ex0
    - H35.732 Hemorrhagic detachment of retinal pigment epithelium, left eye CC CC/MCC Ex0
    - H35.733 Hemorrhagic detachment of retinal pigment epithelium, bilateral CC CC/MCC Ex0
    - H35.739 Hemorrhagic detachment of retinal pigment epithelium, unspecified eye CC CC/MCC Ex0
- 5th H35.8 Other specified retinal disorders
  - EXCLUDES2 *retinal hemorrhage (H35.6-)*
  - H35.81 Retinal edema CC/MCC Ex0
    Retinal cotton wool spots
  - H35.82 Retinal ischemia CC CC/MCC Ex0
  - H35.89 Other specified retinal disorders CC/MCC Ex0
- H35.9 Unspecified retinal disorder

4th H36 **Retinal disorders in diseases classified elsewhere**

Code first underlying disease, such as:

lipid storage disorders (E75.-)

sickle-cell disorders (D57.-)

Excludes1 *arteriosclerotic retinopathy (H35.0-)*

diabetic retinopathy (E08.3-, E09.3-, E10.3-, E11.3-, E13.3-)

5th H36.8 **Other retinal disorders in diseases classified elsewhere**

6th H36.81 **Nonproliferative sickle-cell retinopathy**

H36.811 **Nonproliferative sickle-cell retinopathy, right eye** HCC PDxIn

H36.812 **Nonproliferative sickle-cell retinopathy, left eye** HCC PDxIn

H36.813 **Nonproliferative sickle-cell retinopathy, bilateral** HCC PDxIn

H36.819 **Nonproliferative sickle-cell retinopathy, unspecified eye** HCC PDxIn

6th H36.82 **Proliferative sickle-cell retinopathy**

H36.821 **Proliferative sickle-cell retinopathy, right eye** HCC PDxIn

H36.822 **Proliferative sickle-cell retinopathy, left eye** HCC PDxIn

H36.823 **Proliferative sickle-cell retinopathy, bilateral** HCC PDxIn

H36.829 **Proliferative sickle-cell retinopathy, unspecified eye** HCC PDxIn

H36.89 **Other retinal disorders in diseases classified elsewhere**

Retinal dystrophy in lipid storage disorders

Glaucoma (H40-H42)

4th H40 **Glaucoma**

See Official Guidelines, "Assigning Glaucoma Codes" I.C.7.a.1

EXCLUDES1 *absolute glaucoma (H44.51-)*
congenital glaucoma (Q15.0)
traumatic glaucoma due to birth injury (P15.3)

5th H40.0 **Glaucoma suspect**

6th H40.00 **Preglaucoma, unspecified**

H40.001 **Preglaucoma, unspecified, right eye**
H40.002 **Preglaucoma, unspecified, left eye**
H40.003 **Preglaucoma, unspecified, bilateral**
H40.009 **Preglaucoma, unspecified, unspecified eye**

6th H40.01 **Open angle with borderline findings, low risk**

Open angle, low risk

H40.011 **Open angle with borderline findings, low risk, right eye**
H40.012 **Open angle with borderline findings, low risk, left eye**
H40.013 **Open angle with borderline findings, low risk, bilateral**
H40.019 **Open angle with borderline findings, low risk, unspecified eye**

6th H40.02 **Open angle with borderline findings, high risk**

Open angle, high risk

H40.021 **Open angle with borderline findings, high risk, right eye**
H40.022 **Open angle with borderline findings, high risk, left eye**
H40.023 **Open angle with borderline findings, high risk, bilateral**
H40.029 **Open angle with borderline findings, high risk, unspecified eye**

6th H40.03 **Anatomical narrow angle**

Primary angle closure suspect

H40.031 **Anatomical narrow angle, right eye**
H40.032 **Anatomical narrow angle, left eye**
H40.033 **Anatomical narrow angle, bilateral**
H40.039 **Anatomical narrow angle, unspecified eye**

6th H40.04 Steroid responder

H40.041 Steroid responder, right eye

H40.042 Steroid responder, left eye

H40.043 Steroid responder, bilateral

H40.049 Steroid responder, unspecified eye

6th H40.05 Ocular hypertension

H40.051 Ocular hypertension, right eye

H40.052 Ocular hypertension, left eye

H40.053 Ocular hypertension, bilateral

H40.059 Ocular hypertension, unspecified eye

6th H40.06 Primary angle closure without glaucoma damage

H40.061 Primary angle closure without glaucoma damage, right eye

H40.062 Primary angle closure without glaucoma damage, left eye

H40.063 Primary angle closure without glaucoma damage, bilateral

H40.069 Primary angle closure without glaucoma damage, unspecified eye

5th H40.1 Open-angle glaucoma

7th H40.10 Unspecified open-angle glaucoma RxHCC

See Official Guidelines, "Bilateral glaucoma with same type and stage" I.C.7.a.2, "Bilateral glaucoma stage with different types or stages" I.C.7.a.3

AHA: Q4 2018

One of the following 7th characters is to be assigned to code H40.10 to designate the stage of glaucoma

0 = stage unspecified

1 = mild stage

2 = moderate stage

3 = severe stage

4 = indeterminate stage

6th H40.11 Primary open-angle glaucoma

Chronic simple glaucoma

One of the following 7th characters is to be assigned to each code in subcategory H40.11 to designate the stage of glaucoma

0 = stage unspecified

1 = mild stage

2 = moderate stage

3 = severe stage

4 = indeterminate stage

7th H40.111 Primary open-angle glaucoma, right eye RxHCC

AHA: Q2 2019, Q4 2016

7th H40.112 Primary open-angle glaucoma, left eye RxHCC

AHA: Q4 2016

7th H40.113 Primary open-angle glaucoma, bilateral RxHCC

AHA: Q4 2016

7th H40.119 Primary open-angle glaucoma, unspecified eye RxHCC

AHA: Q4 2016

6th H40.12 Low-tension glaucoma

One of the following 7th characters is to be assigned to each code in subcategory H40.12 to designate the stage of glaucoma

0 = stage unspecified

1 = mild stage

2 = moderate stage

3 = severe stage

4 = indeterminate stage

7th H40.121 Low-tension glaucoma, right eye RxHCC PDxIn

7th H40.122 Low-tension glaucoma, left eye RxHCC PDxIn

7th H40.123 Low-tension glaucoma, bilateral RxHCC PDxIn

7th H40.129 Low-tension glaucoma, unspecified eye RxHCC PDxIn

- H40.13 Pigmentary glaucoma
  - One of the following 7th characters is to be assigned to each code in subcategory H40.13 to designate the stage of glaucoma
    - 0 = stage unspecified
    - 1 = mild stage
    - 2 = moderate stage
    - 3 = severe stage
    - 4 = indeterminate stage
  - H40.131 Pigmentary glaucoma, right eye RxHCC PDxIn
  - H40.132 Pigmentary glaucoma, left eye RxHCC PDxIn
  - H40.133 Pigmentary glaucoma, bilateral RxHCC PDxIn
  - H40.139 Pigmentary glaucoma, unspecified eye RxHCC PDxIn
- H40.14 Capsular glaucoma with pseudoexfoliation of lens
  - One of the following 7th characters is to be assigned to each code in subcategory H40.14 to designate the stage of glaucoma
    - 0 = stage unspecified
    - 1 = mild stage
    - 2 = moderate stage
    - 3 = severe stage
    - 4 = indeterminate stage
  - H40.141 Capsular glaucoma with pseudoexfoliation of lens, right eye RxHCC
  - H40.142 Capsular glaucoma with pseudoexfoliation of lens, left eye RxHCC
  - H40.143 Capsular glaucoma with pseudoexfoliation of lens, bilateral RxHCC
  - H40.149 Capsular glaucoma with pseudoexfoliation of lens, unspecified eye RxHCC
- H40.15 Residual stage of open-angle glaucoma
  - H40.151 Residual stage of open-angle glaucoma, right eye RxHCC PDxIn
  - H40.152 Residual stage of open-angle glaucoma, left eye RxHCC PDxIn
  - H40.153 Residual stage of open-angle glaucoma, bilateral RxHCC PDxIn
  - H40.159 Residual stage of open-angle glaucoma, unspecified eye RxHCC PDxIn

5th **H40.2 Primary angle-closure glaucoma**

EXCLUDES1 *aqueous misdirection (H40.83-)*

malignant glaucoma (H40.83-)

7th **H40.20 Unspecified primary angle-closure glaucoma** RxHCC

See Official Guidelines, "Bilateral glaucoma with same type and stage" I.C.7.a.2, "Bilateral glaucoma stage with different types or stages" I.C.7.a.3

AHA: Q4 2018

One of the following 7th characters is to be assigned to code H40.20 to designate the stage of glaucoma

0 = stage unspecified

1 = mild stage

2 = moderate stage

3 = severe stage

4 = indeterminate stage

6th **H40.21 Acute angle-closure glaucoma**

Acute angle-closure glaucoma attack

Acute angle-closure glaucoma crisis

H40.211 **Acute angle-closure glaucoma, right eye** CC CC/MCC Ex6

H40.212 **Acute angle-closure glaucoma, left eye** CC CC/MCC Ex6

H40.213 **Acute angle-closure glaucoma, bilateral** CC CC/MCC Ex6

H40.219 **Acute angle-closure glaucoma, unspecified eye** CC CC/MCC Ex6

6th **H40.22 Chronic angle-closure glaucoma**

Chronic primary angle closure glaucoma

One of the following 7th characters is to be assigned to each code in subcategory H40.22 to designate the stage of glaucoma

0 = stage unspecified

1 = mild stage

2 = moderate stage

3 = severe stage

4 = indeterminate stage

7th H40.221 **Chronic angle-closure glaucoma, right eye** RxHCC

7th H40.222 **Chronic angle-closure glaucoma, left eye** RxHCC

7th H40.223 **Chronic angle-closure glaucoma, bilateral** RxHCC

7th H40.229 **Chronic angle-closure glaucoma, unspecified eye** RxHCC

- H40.23 Intermittent angle-closure glaucoma
  - H40.231 Intermittent angle-closure glaucoma, right eye RxHCC
  - H40.232 Intermittent angle-closure glaucoma, left eye RxHCC
  - H40.233 Intermittent angle-closure glaucoma, bilateral RxHCC
  - H40.239 Intermittent angle-closure glaucoma, unspecified eye RxHCC
- H40.24 Residual stage of angle-closure glaucoma
  - H40.241 Residual stage of angle-closure glaucoma, right eye RxHCC
  - H40.242 Residual stage of angle-closure glaucoma, left eye RxHCC
  - H40.243 Residual stage of angle-closure glaucoma, bilateral RxHCC
  - H40.249 Residual stage of angle-closure glaucoma, unspecified eye RxHCC

H40.3 Glaucoma secondary to eye trauma

Code also underlying condition

One of the following 7th characters is to be assigned to each code in subcategory H40.3 to designate the stage of glaucoma

0 = stage unspecified

1 = mild stage

2 = moderate stage

3 = severe stage

4 = indeterminate stage

- H40.30 Glaucoma secondary to eye trauma, unspecified eye RxHCC
- H40.31 Glaucoma secondary to eye trauma, right eye RxHCC
- H40.32 Glaucoma secondary to eye trauma, left eye RxHCC
- H40.33 Glaucoma secondary to eye trauma, bilateral RxHCC

H40.4 Glaucoma secondary to eye inflammation

Code also underlying condition

One of the following 7th characters is to be assigned to each code in subcategory H40.4 to designate the stage of glaucoma

0 = stage unspecified

1 = mild stage

2 = moderate stage

3 = severe stage

4 = indeterminate stage

- H40.40 Glaucoma secondary to eye inflammation, unspecified eye RxHCC
- H40.41 Glaucoma secondary to eye inflammation, right eye RxHCC
- H40.42 Glaucoma secondary to eye inflammation, left eye RxHCC
- H40.43 Glaucoma secondary to eye inflammation, bilateral RxHCC

5th H40.5 Glaucoma secondary to other eye disorders

Code also underlying eye disorder

One of the following 7th characters is to be assigned to each code in subcategory H40.5 to designate the stage of glaucoma

0 = stage unspecified

1 = mild stage

2 = moderate stage

3 = severe stage

4 = indeterminate stage

H40.50 Glaucoma secondary to other eye disorders, unspecified eye RxHCC

H40.51 Glaucoma secondary to other eye disorders, right eye RxHCC

H40.52 Glaucoma secondary to other eye disorders, left eye RxHCC

H40.53 Glaucoma secondary to other eye disorders, bilateral RxHCC

5th H40.6 Glaucoma secondary to drugs

Use additional code for adverse effect, if applicable, to identify drug (T36-T50 with fifth or sixth character 5)

One of the following 7th characters is to be assigned to each code in subcategory H40.6 to designate the stage of glaucoma

0 = stage unspecified

1 = mild stage

2 = moderate stage

3 = severe stage

4 = indeterminate stage

H40.60 Glaucoma secondary to drugs, unspecified eye RxHCC

H40.61 Glaucoma secondary to drugs, right eye RxHCC

H40.62 Glaucoma secondary to drugs, left eye RxHCC

H40.63 Glaucoma secondary to drugs, bilateral RxHCC

5th H40.8 Other glaucoma

6th H40.81 Glaucoma with increased episcleral venous pressure

H40.811 Glaucoma with increased episcleral venous pressure, right eye RxHCC

H40.812 Glaucoma with increased episcleral venous pressure, left eye RxHCC

H40.813 Glaucoma with increased episcleral venous pressure, bilateral RxHCC

H40.819 Glaucoma with increased episcleral venous pressure, unspecified eye RxHCC

H40.82 Hypersecretion glaucoma
- H40.821 Hypersecretion glaucoma, right eye RxHCC
- H40.822 Hypersecretion glaucoma, left eye RxHCC
- H40.823 Hypersecretion glaucoma, bilateral RxHCC
- H40.829 Hypersecretion glaucoma, unspecified eye RxHCC

H40.83 Aqueous misdirection
- Malignant glaucoma
- H40.831 Aqueous misdirection, right eye RxHCC
- H40.832 Aqueous misdirection, left eye RxHCC
- H40.833 Aqueous misdirection, bilateral RxHCC
- H40.839 Aqueous misdirection, unspecified eye RxHCC

H40.84 Neovascular secondary angle closure glaucoma
- *Code first the underlying condition such as:
  - *central retinal vein occlusion (H34.81)
  - *diabetes mellitus (E08.39, E09.39, E10.39, E11.39, E13.39)
  - *retinal ischemia (H35.82)
- H40.841 Neovascular secondary angle closure glaucoma, right eye PDxIn
- H40.842 Neovascular secondary angle closure glaucoma, left eye PDxIn
- H40.843 Neovascular secondary angle closure glaucoma, bilateral PDxIn
- H40.849 Neovascular secondary angle closure glaucoma, unspecified eye PDxIn

H40.89 Other specified glaucoma RxHCC

H40.9 Unspecified glaucoma RxHCC

H42 Glaucoma in diseases classified elsewhere RxHCC
- Code first underlying condition, such as:
  - amyloidosis (E85.-)
  - aniridia (Q13.1)
  - glaucoma (in) diabetes mellitus (E08.39, E09.39, E10.39, E11.39, E13.39)
  - Lowe's syndrome (E72.03)
  - Rieger anomaly (Q13.81)
  - specified metabolic disorder (E70-E88)

excludes1
- *glaucoma (in) onchocerciasis (B73.02)*
- *glaucoma (in) syphilis (A52.71)*
- *glaucoma (in) tuberculous (A18.59)*
- **neovascular secondary angle closure glaucoma (H40.84-)*

Disorders of vitreous body and globe (H43-H44)

4th H43 Disorders of vitreous body

5th H43.0 Vitreous prolapse

EXCLUDES1 *vitreous syndrome following cataract surgery (H59.0-)*

traumatic vitreous prolapse (S05.2-)

H43.00 Vitreous prolapse, unspecified eye

H43.01 Vitreous prolapse, right eye

H43.02 Vitreous prolapse, left eye

H43.03 Vitreous prolapse, bilateral

5th H43.1 Vitreous hemorrhage

H43.10 Vitreous hemorrhage, unspecified eye HCC

H43.11 Vitreous hemorrhage, right eye HCC

H43.12 Vitreous hemorrhage, left eye HCC

H43.13 Vitreous hemorrhage, bilateral HCC

5th H43.2 Crystalline deposits in vitreous body

H43.20 Crystalline deposits in vitreous body, unspecified eye

H43.21 Crystalline deposits in vitreous body, right eye

H43.22 Crystalline deposits in vitreous body, left eye

H43.23 Crystalline deposits in vitreous body, bilateral

5th H43.3 Other vitreous opacities

6th H43.31 Vitreous membranes and strands

H43.311 Vitreous membranes and strands, right eye

H43.312 Vitreous membranes and strands, left eye

H43.313 Vitreous membranes and strands, bilateral

H43.319 Vitreous membranes and strands, unspecified eye

6th H43.39 Other vitreous opacities

Vitreous floaters

H43.391 Other vitreous opacities, right eye

H43.392 Other vitreous opacities, left eye

H43.393 Other vitreous opacities, bilateral

H43.399 Other vitreous opacities, unspecified eye

5th H43.8 Other disorders of vitreous body

EXCLUDES1 *proliferative vitreo-retinopathy with retinal detachment (H33.4-)*

EXCLUDES1 *vitreous abscess (H44.02-)*

6th H43.81 Vitreous degeneration

Vitreous detachment

H43.811 Vitreous degeneration, right eye

H43.812 Vitreous degeneration, left eye

H43.813 Vitreous degeneration, bilateral

H43.819 Vitreous degeneration, unspecified eye

6th H43.82 Vitreomacular adhesion

Vitreomacular traction

H43.821 Vitreomacular adhesion, right eye A

H43.822 Vitreomacular adhesion, left eye A

H43.823 Vitreomacular adhesion, bilateral A

H43.829 Vitreomacular adhesion, unspecified eye A

H43.89 Other disorders of vitreous body

H43.9 Unspecified disorder of vitreous body

4th H44 Disorders of globe

INCLUDES *disorders affecting multiple structures of eye*

5th H44.0 Purulent endophthalmitis

Use additional code to identify organism

EXCLUDES1 *bleb associated endophthalmitis (H59.4-)*

6th H44.00 Unspecified purulent endophthalmitis

H44.001 Unspecified purulent endophthalmitis, right eye CC CC/MCC Ex0

H44.002 Unspecified purulent endophthalmitis, left eye CC CC/MCC Ex0

H44.003 Unspecified purulent endophthalmitis, bilateral CC CC/MCC Ex0

H44.009 Unspecified purulent endophthalmitis, unspecified eye CC CC/MCC Ex0

6th H44.01 Panophthalmitis (acute)

H44.011 Panophthalmitis (acute), right eye CC CC/MCC Ex0

H44.012 Panophthalmitis (acute), left eye CC CC/MCC Ex0

H44.013 Panophthalmitis (acute), bilateral CC CC/MCC Ex0

H44.019 Panophthalmitis (acute), unspecified eye CC CC/MCC Ex0

6th H44.02 Vitreous abscess (chronic)

H44.021 Vitreous abscess (chronic), right eye CC CC/MCC Ex0

H44.022 Vitreous abscess (chronic), left eye CC CC/MCC Ex0

H44.023 Vitreous abscess (chronic), bilateral CC CC/MCC Ex0

H44.029 Vitreous abscess (chronic), unspecified eye CC CC/MCC Ex0

5th H44.1 Other endophthalmitis

EXCLUDES1 *bleb associated endophthalmitis (H59.4-)*

EXCLUDES2 *ophthalmia nodosa (H16.2-)*

6th H44.11 Panuveitis

H44.111 Panuveitis, right eye CC CC/MCC Ex0

H44.112 Panuveitis, left eye CC CC/MCC Ex0

H44.113 Panuveitis, bilateral CC CC/MCC Ex0

H44.119 Panuveitis, unspecified eye CC CC/MCC Ex0

- H44.12 Parasitic endophthalmitis, unspecified
  - H44.121 Parasitic endophthalmitis, unspecified, right eye CC CC/MCC Ex0
  - H44.122 Parasitic endophthalmitis, unspecified, left eye CC CC/MCC Ex0
  - H44.123 Parasitic endophthalmitis, unspecified, bilateral CC CC/MCC Ex0
  - H44.129 Parasitic endophthalmitis, unspecified, unspecified eye CC CC/MCC Ex0
- H44.13 Sympathetic uveitis
  - H44.131 Sympathetic uveitis, right eye CC CC/MCC Ex0
  - H44.132 Sympathetic uveitis, left eye CC CC/MCC Ex0
  - H44.133 Sympathetic uveitis, bilateral CC CC/MCC Ex0
  - H44.139 Sympathetic uveitis, unspecified eye CC CC/MCC Ex0
- H44.19 Other endophthalmitis CC CC/MCC Ex0

H44.2 Degenerative myopia

Malignant myopia

- H44.20 Degenerative myopia, unspecified eye
- H44.21 Degenerative myopia, right eye
- H44.22 Degenerative myopia, left eye
- H44.23 Degenerative myopia, bilateral
- H44.2A Degenerative myopia with choroidal neovascularization

  Use additional code for any associated choroid disorders (H31.-)
  - H44.2A1 Degenerative myopia with choroidal neovascularization, right eye
  - H44.2A2 Degenerative myopia with choroidal neovascularization, left eye
  - H44.2A3 Degenerative myopia with choroidal neovascularization, bilateral
  - H44.2A9 Degenerative myopia with choroidal neovascularization, unspecified eye
- H44.2B Degenerative myopia with macular hole
  - H44.2B1 Degenerative myopia with macular hole, right eye
  - H44.2B2 Degenerative myopia with macular hole, left eye
  - H44.2B3 Degenerative myopia with macular hole, bilateral
  - H44.2B9 Degenerative myopia with macular hole, unspecified eye

- H44.2C Degenerative myopia with retinal detachment
  - Use additional code to identify the retinal detachment (H33.-)
  - H44.2C1 Degenerative myopia with retinal detachment, right eye
  - H44.2C2 Degenerative myopia with retinal detachment, left eye
  - H44.2C3 Degenerative myopia with retinal detachment, bilateral
  - H44.2C9 Degenerative myopia with retinal detachment, unspecified eye
- H44.2D Degenerative myopia with foveoschisis
  - H44.2D1 Degenerative myopia with foveoschisis, right eye
  - H44.2D2 Degenerative myopia with foveoschisis, left eye
  - H44.2D3 Degenerative myopia with foveoschisis, bilateral
  - H44.2D9 Degenerative myopia with foveoschisis, unspecified eye
- H44.2E Degenerative myopia with other maculopathy
  - H44.2E1 Degenerative myopia with other maculopathy, right eye
  - H44.2E2 Degenerative myopia with other maculopathy, left eye
  - H44.2E3 Degenerative myopia with other maculopathy, bilateral
  - H44.2E9 Degenerative myopia with other maculopathy, unspecified eye

H44.3 Other and unspecified degenerative disorders of globe

- H44.30 Unspecified degenerative disorder of globe
- H44.31 Chalcosis
  - H44.311 Chalcosis, right eye
  - H44.312 Chalcosis, left eye
  - H44.313 Chalcosis, bilateral
  - H44.319 Chalcosis, unspecified eye
- H44.32 Siderosis of eye
  - H44.321 Siderosis of eye, right eye
  - H44.322 Siderosis of eye, left eye
  - H44.323 Siderosis of eye, bilateral
  - H44.329 Siderosis of eye, unspecified eye

- H44.39 Other degenerative disorders of globe
  - H44.391 Other degenerative disorders of globe, right eye
  - H44.392 Other degenerative disorders of globe, left eye
  - H44.393 Other degenerative disorders of globe, bilateral
  - H44.399 Other degenerative disorders of globe, unspecified eye
- H44.4 Hypotony of eye
  - H44.40 Unspecified hypotony of eye
  - H44.41 Flat anterior chamber hypotony of eye
    - H44.411 Flat anterior chamber hypotony of right eye
    - H44.412 Flat anterior chamber hypotony of left eye
    - H44.413 Flat anterior chamber hypotony of eye, bilateral
    - H44.419 Flat anterior chamber hypotony of unspecified eye
  - H44.42 Hypotony of eye due to ocular fistula
    - H44.421 Hypotony of right eye due to ocular fistula
    - H44.422 Hypotony of left eye due to ocular fistula
    - H44.423 Hypotony of eye due to ocular fistula, bilateral
    - H44.429 Hypotony of unspecified eye due to ocular fistula
  - H44.43 Hypotony of eye due to other ocular disorders
    - H44.431 Hypotony of eye due to other ocular disorders, right eye
    - H44.432 Hypotony of eye due to other ocular disorders, left eye
    - H44.433 Hypotony of eye due to other ocular disorders, bilateral
    - H44.439 Hypotony of eye due to other ocular disorders, unspecified eye
  - H44.44 Primary hypotony of eye
    - H44.441 Primary hypotony of right eye
    - H44.442 Primary hypotony of left eye
    - H44.443 Primary hypotony of eye, bilateral
    - H44.449 Primary hypotony of unspecified eye

5th H44.5 Degenerated conditions of globe

H44.50 Unspecified degenerated conditions of globe

6th H44.51 Absolute glaucoma

H44.511 Absolute glaucoma, right eye

H44.512 Absolute glaucoma, left eye

H44.513 Absolute glaucoma, bilateral

H44.519 Absolute glaucoma, unspecified eye

6th H44.52 Atrophy of globe

Phthisis bulbi

H44.521 Atrophy of globe, right eye

H44.522 Atrophy of globe, left eye

H44.523 Atrophy of globe, bilateral

H44.529 Atrophy of globe, unspecified eye

6th H44.53 Leucocoria

H44.531 Leucocoria, right eye

H44.532 Leucocoria, left eye

H44.533 Leucocoria, bilateral

H44.539 Leucocoria, unspecified eye

5th H44.6 Retained (old) intraocular foreign body, magnetic

Use additional code to identify magnetic foreign body (Z18.11)

EXCLUDES1 *current intraocular foreign body (S05.-)*

EXCLUDES2 *retained foreign body in eyelid (H02.81-)*

retained (old) foreign body following penetrating wound of orbit (H05.5-)

retained (old) intraocular foreign body, nonmagnetic (H44.7-)

6th H44.60 Unspecified retained (old) intraocular foreign body, magnetic

H44.601 Unspecified retained (old) intraocular foreign body, magnetic, right eye

H44.602 Unspecified retained (old) intraocular foreign body, magnetic, left eye

H44.603 Unspecified retained (old) intraocular foreign body, magnetic, bilateral

H44.609 Unspecified retained (old) intraocular foreign body, magnetic, unspecified eye

- H44.61 Retained (old) magnetic foreign body in anterior chamber
  - H44.611 Retained (old) magnetic foreign body in anterior chamber, right eye
  - H44.612 Retained (old) magnetic foreign body in anterior chamber, left eye
  - H44.613 Retained (old) magnetic foreign body in anterior chamber, bilateral
  - H44.619 Retained (old) magnetic foreign body in anterior chamber, unspecified eye
- H44.62 Retained (old) magnetic foreign body in iris or ciliary body
  - H44.621 Retained (old) magnetic foreign body in iris or ciliary body, right eye
  - H44.622 Retained (old) magnetic foreign body in iris or ciliary body, left eye
  - H44.623 Retained (old) magnetic foreign body in iris or ciliary body, bilateral
  - H44.629 Retained (old) magnetic foreign body in iris or ciliary body, unspecified eye
- H44.63 Retained (old) magnetic foreign body in lens
  - H44.631 Retained (old) magnetic foreign body in lens, right eye
  - H44.632 Retained (old) magnetic foreign body in lens, left eye
  - H44.633 Retained (old) magnetic foreign body in lens, bilateral
  - H44.639 Retained (old) magnetic foreign body in lens, unspecified eye
- H44.64 Retained (old) magnetic foreign body in posterior wall of globe
  - H44.641 Retained (old) magnetic foreign body in posterior wall of globe, right eye
  - H44.642 Retained (old) magnetic foreign body in posterior wall of globe, left eye
  - H44.643 Retained (old) magnetic foreign body in posterior wall of globe, bilateral
  - H44.649 Retained (old) magnetic foreign body in posterior wall of globe, unspecified eye
- H44.65 Retained (old) magnetic foreign body in vitreous body
  - H44.651 Retained (old) magnetic foreign body in vitreous body, right eye
  - H44.652 Retained (old) magnetic foreign body in vitreous body, left eye
  - H44.653 Retained (old) magnetic foreign body in vitreous body, bilateral
  - H44.659 Retained (old) magnetic foreign body in vitreous body, unspecified eye

6th H44.69 Retained (old) intraocular foreign body, magnetic, in other or multiple sites
- H44.691 Retained (old) intraocular foreign body, magnetic, in other or multiple sites, right eye
- H44.692 Retained (old) intraocular foreign body, magnetic, in other or multiple sites, left eye
- H44.693 Retained (old) intraocular foreign body, magnetic, in other or multiple sites, bilateral
- H44.699 Retained (old) intraocular foreign body, magnetic, in other or multiple sites, unspecified eye

5th H44.7 Retained (old) intraocular foreign body, nonmagnetic

Use additional code to identify nonmagnetic foreign body (Z18.01-Z18.10, Z18.12, Z18.2-Z18.9)

EXCLUDES1 *current intraocular foreign body (S05.-)*

EXCLUDES2 *retained foreign body in eyelid (H02.81-)*

retained (old) foreign body following penetrating wound of orbit (H05.5-)

retained (old) intraocular foreign body, magnetic (H44.6-)

6th H44.70 Unspecified retained (old) intraocular foreign body, nonmagnetic
- H44.701 Unspecified retained (old) intraocular foreign body, nonmagnetic, right eye
- H44.702 Unspecified retained (old) intraocular foreign body, nonmagnetic, left eye
- H44.703 Unspecified retained (old) intraocular foreign body, nonmagnetic, bilateral
- H44.709 Unspecified retained (old) intraocular foreign body, nonmagnetic, unspecified eye

Retained (old) intraocular foreign body NOS

6th H44.71 Retained (nonmagnetic) (old) foreign body in anterior chamber
- H44.711 Retained (nonmagnetic) (old) foreign body in anterior chamber, right eye
- H44.712 Retained (nonmagnetic) (old) foreign body in anterior chamber, left eye
- H44.713 Retained (nonmagnetic) (old) foreign body in anterior chamber, bilateral
- H44.719 Retained (nonmagnetic) (old) foreign body in anterior chamber, unspecified eye

6th H44.72 Retained (nonmagnetic) (old) foreign body in iris or ciliary body
- H44.721 Retained (nonmagnetic) (old) foreign body in iris or ciliary body, right eye
- H44.722 Retained (nonmagnetic) (old) foreign body in iris or ciliary body, left eye
- H44.723 Retained (nonmagnetic) (old) foreign body in iris or ciliary body, bilateral
- H44.729 Retained (nonmagnetic) (old) foreign body in iris or ciliary body, unspecified eye

- H44.73 Retained (nonmagnetic) (old) foreign body in lens
  - H44.731 Retained (nonmagnetic) (old) foreign body in lens, right eye
  - H44.732 Retained (nonmagnetic) (old) foreign body in lens, left eye
  - H44.733 Retained (nonmagnetic) (old) foreign body in lens, bilateral
  - H44.739 Retained (nonmagnetic) (old) foreign body in lens, unspecified eye
- H44.74 Retained (nonmagnetic) (old) foreign body in posterior wall of globe
  - H44.741 Retained (nonmagnetic) (old) foreign body in posterior wall of globe, right eye
  - H44.742 Retained (nonmagnetic) (old) foreign body in posterior wall of globe, left eye
  - H44.743 Retained (nonmagnetic) (old) foreign body in posterior wall of globe, bilateral
  - H44.749 Retained (nonmagnetic) (old) foreign body in posterior wall of globe, unspecified eye
- H44.75 Retained (nonmagnetic) (old) foreign body in vitreous body
  - H44.751 Retained (nonmagnetic) (old) foreign body in vitreous body, right eye
  - H44.752 Retained (nonmagnetic) (old) foreign body in vitreous body, left eye
  - H44.753 Retained (nonmagnetic) (old) foreign body in vitreous body, bilateral
  - H44.759 Retained (nonmagnetic) (old) foreign body in vitreous body, unspecified eye
- H44.79 Retained (old) intraocular foreign body, nonmagnetic, in other or multiple sites
  - H44.791 Retained (old) intraocular foreign body, nonmagnetic, in other or multiple sites, right eye
  - H44.792 Retained (old) intraocular foreign body, nonmagnetic, in other or multiple sites, left eye
  - H44.793 Retained (old) intraocular foreign body, nonmagnetic, in other or multiple sites, bilateral
  - H44.799 Retained (old) intraocular foreign body, nonmagnetic, in other or multiple sites, unspecified eye

5th H44.8 Other disorders of globe

- H44.81 Hemophthalmos
  - H44.811 Hemophthalmos, right eye
  - H44.812 Hemophthalmos, left eye
  - H44.813 Hemophthalmos, bilateral
  - H44.819 Hemophthalmos, unspecified eye
- H44.82 Luxation of globe
  - H44.821 Luxation of globe, right eye
  - H44.822 Luxation of globe, left eye
  - H44.823 Luxation of globe, bilateral
  - H44.829 Luxation of globe, unspecified eye

H44.89 Other disorders of globe

AHA: Q1 2022

H44.9 Unspecified disorder of globe

Disorders of optic nerve and visual pathways (H46-H47)

4th H46 **Optic neuritis**

EXCLUDES *ischemic optic neuropathy (H47.01-)*
neuromyelitis optica [Devic] (G36.0)

5th H46.0 **Optic papillitis**

DEFINITION: Papillitis (optic neuritis) is inflammation and deterioration of the optic disk, a portion of the optic nerve.

H46.00 **Optic papillitis, unspecified eye** CC CC/MCC Ex0
H46.01 **Optic papillitis, right eye** CC CC/MCC Ex0
H46.02 **Optic papillitis, left eye** CC CC/MCC Ex0
H46.03 **Optic papillitis, bilateral** CC CC/MCC Ex0

5th H46.1 **Retrobulbar neuritis**

Retrobulbar neuritis NOS

EXCLUDES *syphilitic retrobulbar neuritis (A52.15)*

H46.10 **Retrobulbar neuritis, unspecified eye** CC CC/MCC Ex0
H46.11 **Retrobulbar neuritis, right eye** CC CC/MCC Ex0
H46.12 **Retrobulbar neuritis, left eye** CC CC/MCC Ex0
H46.13 **Retrobulbar neuritis, bilateral** CC CC/MCC Ex0

H46.2 **Nutritional optic neuropathy** CC/MCC Ex0
H46.3 **Toxic optic neuropathy** CC/MCC Ex0

Code first (T51-T65) to identify cause

H46.8 **Other optic neuritis** CC CC/MCC Ex0
H46.9 **Unspecified optic neuritis** CC CC/MCC Ex0

AHA: Q3 2023

4th H47 **Other disorders of optic [2nd] nerve and visual pathways**

5th H47.0 **Disorders of optic nerve, not elsewhere classified**

- H47.01 Ischemic optic neuropathy
  - H47.011 Ischemic optic neuropathy, right eye
  - H47.012 Ischemic optic neuropathy, left eye
  - H47.013 Ischemic optic neuropathy, bilateral
  - H47.019 Ischemic optic neuropathy, unspecified eye
- H47.02 Hemorrhage in optic nerve sheath
  - H47.021 Hemorrhage in optic nerve sheath, right eye
  - H47.022 Hemorrhage in optic nerve sheath, left eye
  - H47.023 Hemorrhage in optic nerve sheath, bilateral
  - H47.029 Hemorrhage in optic nerve sheath, unspecified eye
- H47.03 Optic nerve hypoplasia
  - H47.031 Optic nerve hypoplasia, right eye
  - H47.032 Optic nerve hypoplasia, left eye
  - H47.033 Optic nerve hypoplasia, bilateral
  - H47.039 Optic nerve hypoplasia, unspecified eye
- H47.09 Other disorders of optic nerve, not elsewhere classified
  - Compression of optic nerve
  - H47.091 Other disorders of optic nerve, not elsewhere classified, right eye
  - H47.092 Other disorders of optic nerve, not elsewhere classified, left eye
  - H47.093 Other disorders of optic nerve, not elsewhere classified, bilateral
  - H47.099 Other disorders of optic nerve, not elsewhere classified, unspecified eye

- H47.1 Papilledema
  - H47.10 Unspecified papilledema CC CC/MCC Ex0
  - H47.11 Papilledema associated with increased intracranial pressure CC CC/MCC Ex0
  - H47.12 Papilledema associated with decreased ocular pressure CC/MCC Ex0
  - H47.13 Papilledema associated with retinal disorder CC/MCC Ex0
  - H47.14 Foster-Kennedy syndrome
    - H47.141 Foster-Kennedy syndrome, right eye
    - H47.142 Foster-Kennedy syndrome, left eye
    - H47.143 Foster-Kennedy syndrome, bilateral
    - H47.149 Foster-Kennedy syndrome, unspecified eye

- 5th H47.2 Optic atrophy
  - H47.20 Unspecified optic atrophy
  - 6th H47.21 Primary optic atrophy
    - H47.211 Primary optic atrophy, right eye
    - H47.212 Primary optic atrophy, left eye
    - H47.213 Primary optic atrophy, bilateral
    - H47.219 Primary optic atrophy, unspecified eye
  - H47.22 Hereditary optic atrophy
    - Leber's optic atrophy
  - 6th H47.23 Glaucomatous optic atrophy
    - H47.231 Glaucomatous optic atrophy, right eye CC/MCC Ex0
    - H47.232 Glaucomatous optic atrophy, left eye CC/MCC Ex0
    - H47.233 Glaucomatous optic atrophy, bilateral CC/MCC Ex0
    - H47.239 Glaucomatous optic atrophy, unspecified eye CC/MCC Ex0
  - 6th H47.29 Other optic atrophy
    - Temporal pallor of optic disc
    - H47.291 Other optic atrophy, right eye
    - H47.292 Other optic atrophy, left eye
    - H47.293 Other optic atrophy, bilateral
    - H47.299 Other optic atrophy, unspecified eye
- 5th H47.3 Other disorders of optic disc
  - 6th H47.31 Coloboma of optic disc
    - H47.311 Coloboma of optic disc, right eye
    - H47.312 Coloboma of optic disc, left eye
    - H47.313 Coloboma of optic disc, bilateral
    - H47.319 Coloboma of optic disc, unspecified eye

- H47.32 Drusen of optic disc
  - H47.321 Drusen of optic disc, right eye
  - H47.322 Drusen of optic disc, left eye
  - H47.323 Drusen of optic disc, bilateral
  - H47.329 Drusen of optic disc, unspecified eye
- H47.33 Pseudopapilledema of optic disc
  - H47.331 Pseudopapilledema of optic disc, right eye CC/MCC Ex0
  - H47.332 Pseudopapilledema of optic disc, left eye CC/MCC Ex0
  - H47.333 Pseudopapilledema of optic disc, bilateral CC/MCC Ex0
  - H47.339 Pseudopapilledema of optic disc, unspecified eye CC/MCC Ex0
- H47.39 Other disorders of optic disc
  - H47.391 Other disorders of optic disc, right eye
  - H47.392 Other disorders of optic disc, left eye
  - H47.393 Other disorders of optic disc, bilateral
  - H47.399 Other disorders of optic disc, unspecified eye

H47.4 Disorders of optic chiasm

Code also underlying condition

- H47.41 Disorders of optic chiasm in (due to) inflammatory disorders CC CC/MCC Ex0
- H47.42 Disorders of optic chiasm in (due to) neoplasm CC CC/MCC Ex0
- H47.43 Disorders of optic chiasm in (due to) vascular disorders CC CC/MCC Ex0
- H47.49 Disorders of optic chiasm in (due to) other disorders CC CC/MCC Ex0

H47.5 Disorders of other visual pathways

Disorders of optic tracts, geniculate nuclei and optic radiations

Code also underlying condition

- H47.51 Disorders of visual pathways in (due to) inflammatory disorders
  - H47.511 Disorders of visual pathways in (due to) inflammatory disorders, right side CC CC/MCC Ex0
  - H47.512 Disorders of visual pathways in (due to) inflammatory disorders, left side CC CC/MCC Ex0
  - H47.519 Disorders of visual pathways in (due to) inflammatory disorders, unspecified side CC CC/MCC Ex0

6th H47.52 Disorders of visual pathways in (due to) neoplasm
- H47.521 Disorders of visual pathways in (due to) neoplasm, right side CC CC/MCC Ex6
- H47.522 Disorders of visual pathways in (due to) neoplasm, left side CC CC/MCC Ex6
- H47.529 Disorders of visual pathways in (due to) neoplasm, unspecified side CC CC/MCC Ex6

6th H47.53 Disorders of visual pathways in (due to) vascular disorders
- H47.531 Disorders of visual pathways in (due to) vascular disorders, right side CC CC/MCC Ex6
- H47.532 Disorders of visual pathways in (due to) vascular disorders, left side CC CC/MCC Ex6
- H47.539 Disorders of visual pathways in (due to) vascular disorders, unspecified side CC CC/MCC Ex6

5th H47.6 Disorders of visual cortex

Code also underlying condition

EXCLUDES1 *injury to visual cortex S04.04-*

6th H47.61 Cortical blindness
- H47.611 Cortical blindness, right side of brain CC/MCC Ex6
- H47.612 Cortical blindness, left side of brain CC/MCC Ex6
- H47.619 Cortical blindness, unspecified side of brain CC/MCC Ex6

6th H47.62 Disorders of visual cortex in (due to) inflammatory disorders
- H47.621 Disorders of visual cortex in (due to) inflammatory disorders, right side of brain CC CC/MCC Ex6
- H47.622 Disorders of visual cortex in (due to) inflammatory disorders, left side of brain CC CC/MCC Ex6
- H47.629 Disorders of visual cortex in (due to) inflammatory disorders, unspecified side of brain CC CC/MCC Ex6

6th H47.63 Disorders of visual cortex in (due to) neoplasm
- H47.631 Disorders of visual cortex in (due to) neoplasm, right side of brain CC CC/MCC Ex6
- H47.632 Disorders of visual cortex in (due to) neoplasm, left side of brain CC CC/MCC Ex6
- H47.639 Disorders of visual cortex in (due to) neoplasm, unspecified side of brain CC CC/MCC Ex6

6th H47.64 Disorders of visual cortex in (due to) vascular disorders
- H47.641 Disorders of visual cortex in (due to) vascular disorders, right side of brain CC CC/MCC Ex6
- H47.642 Disorders of visual cortex in (due to) vascular disorders, left side of brain CC CC/MCC Ex6
- H47.649 Disorders of visual cortex in (due to) vascular disorders, unspecified side of brain CC CC/MCC Ex6

H47.9 Unspecified disorder of visual pathways CC/MCC Ex6

Disorders of ocular muscles, binocular movement, accommodation and refraction (H49-H52)

Excludes1 *nystagmus and other irregular eye movements (H55)*

4th H49 **Paralytic strabismus**

Excludes1 *internal ophthalmoplegia (H52.51-)*

internuclear ophthalmoplegia (H51.2-)

progressive supranuclear ophthalmoplegia (G23.1)

5th H49.0 **Third [oculomotor] nerve palsy**

- H49.00 **Third [oculomotor] nerve palsy, unspecified eye**
- H49.01 **Third [oculomotor] nerve palsy, right eye**
- H49.02 **Third [oculomotor] nerve palsy, left eye**
- H49.03 **Third [oculomotor] nerve palsy, bilateral**

5th H49.1 **Fourth [trochlear] nerve palsy**

- H49.10 **Fourth [trochlear] nerve palsy, unspecified eye**
- H49.11 **Fourth [trochlear] nerve palsy, right eye**
- H49.12 **Fourth [trochlear] nerve palsy, left eye**
- H49.13 **Fourth [trochlear] nerve palsy, bilateral**

5th H49.2 **Sixth [abducent] nerve palsy**

- H49.20 **Sixth [abducent] nerve palsy, unspecified eye**
- H49.21 **Sixth [abducent] nerve palsy, right eye**
- H49.22 **Sixth [abducent] nerve palsy, left eye**
- H49.23 **Sixth [abducent] nerve palsy, bilateral**

5th H49.3 **Total (external) ophthalmoplegia**

- H49.30 **Total (external) ophthalmoplegia, unspecified eye**
- H49.31 **Total (external) ophthalmoplegia, right eye**
- H49.32 **Total (external) ophthalmoplegia, left eye**
- H49.33 **Total (external) ophthalmoplegia, bilateral**

5th H49.4 Progressive external ophthalmoplegia

EXCLUDES1 *Kearns-Sayre syndrome (H49.81-)*

H49.40 Progressive external ophthalmoplegia, unspecified eye

H49.41 Progressive external ophthalmoplegia, right eye

H49.42 Progressive external ophthalmoplegia, left eye

H49.43 Progressive external ophthalmoplegia, bilateral

5th H49.8 Other paralytic strabismus

6th H49.81 Kearns-Sayre syndrome

Progressive external ophthalmoplegia with pigmentary retinopathy

Code also, if applicable, other manifestations, such as:

heart block (I45.9)

H49.811 Kearns-Sayre syndrome, right eye CC RxHCC CC/MCC Ex6

H49.812 Kearns-Sayre syndrome, left eye CC RxHCC CC/MCC Ex6

H49.813 Kearns-Sayre syndrome, bilateral CC RxHCC CC/MCC Ex6

H49.819 Kearns-Sayre syndrome, unspecified eye CC RxHCC CC/MCC Ex6

6th H49.88 Other paralytic strabismus

External ophthalmoplegia NOS

H49.881 Other paralytic strabismus, right eye

H49.882 Other paralytic strabismus, left eye

H49.883 Other paralytic strabismus, bilateral

H49.889 Other paralytic strabismus, unspecified eye

H49.9 Unspecified paralytic strabismus

4th H50 Other strabismus

5th H50.0 Esotropia

Convergent concomitant strabismus

EXCLUDES1 *intermittent esotropia (H50.31-, H50.32)*

H50.00 Unspecified esotropia

6th H50.01 Monocular esotropia
- H50.011 Monocular esotropia, right eye
- H50.012 Monocular esotropia, left eye

6th H50.02 Monocular esotropia with A pattern
- H50.021 Monocular esotropia with A pattern, right eye
- H50.022 Monocular esotropia with A pattern, left eye

6th H50.03 Monocular esotropia with V pattern
- H50.031 Monocular esotropia with V pattern, right eye
- H50.032 Monocular esotropia with V pattern, left eye

6th H50.04 Monocular esotropia with other noncomitancies
- H50.041 Monocular esotropia with other noncomitancies, right eye
- H50.042 Monocular esotropia with other noncomitancies, left eye

H50.05 Alternating esotropia

H50.06 Alternating esotropia with A pattern

H50.07 Alternating esotropia with V pattern

H50.08 Alternating esotropia with other noncomitancies

5th H50.1 Exotropia

Divergent concomitant strabismus

EXCLUDES1 *intermittent exotropia (H50.33-, H50.34)*

H50.10 Unspecified exotropia

6th H50.11 Monocular exotropia
- H50.111 Monocular exotropia, right eye
- H50.112 Monocular exotropia, left eye

6th H50.12 Monocular exotropia with A pattern
- H50.121 Monocular exotropia with A pattern, right eye
- H50.122 Monocular exotropia with A pattern, left eye

- H50.13 Monocular exotropia with V pattern
  - H50.131 Monocular exotropia with V pattern, right eye
  - H50.132 Monocular exotropia with V pattern, left eye
- H50.14 Monocular exotropia with other noncomitancies
  - H50.141 Monocular exotropia with other noncomitancies, right eye
  - H50.142 Monocular exotropia with other noncomitancies, left eye
- H50.15 Alternating exotropia
- H50.16 Alternating exotropia with A pattern
- H50.17 Alternating exotropia with V pattern
- H50.18 Alternating exotropia with other noncomitancies

H50.2 Vertical strabismus

Hypertropia

- H50.21 Vertical strabismus, right eye
- H50.22 Vertical strabismus, left eye

H50.3 Intermittent heterotropia

- H50.30 Unspecified intermittent heterotropia
- H50.31 Intermittent monocular esotropia
  - H50.311 Intermittent monocular esotropia, right eye
  - H50.312 Intermittent monocular esotropia, left eye
- H50.32 Intermittent alternating esotropia
- H50.33 Intermittent monocular exotropia
  - H50.331 Intermittent monocular exotropia, right eye
  - H50.332 Intermittent monocular exotropia, left eye
- H50.34 Intermittent alternating exotropia

- H50.4 Other and unspecified heterotropia
  - H50.40 Unspecified heterotropia
  - H50.41 Cyclotropia
    - H50.411 Cyclotropia, right eye
    - H50.412 Cyclotropia, left eye
  - H50.42 Monofixation syndrome
  - H50.43 Accommodative component in esotropia
- H50.5 Heterophoria
  - H50.50 Unspecified heterophoria
  - H50.51 Esophoria
  - H50.52 Exophoria
  - H50.53 Vertical heterophoria
  - H50.54 Cyclophoria
  - H50.55 Alternating heterophoria
- H50.6 Mechanical strabismus
  - H50.60 Mechanical strabismus, unspecified
  - H50.61 Brown's sheath syndrome
    - H50.611 Brown's sheath syndrome, right eye
    - H50.612 Brown's sheath syndrome, left eye
  - H50.62 Inferior oblique muscle entrapment
    - H50.621 Inferior oblique muscle entrapment, right eye
    - H50.622 Inferior oblique muscle entrapment, left eye
    - H50.629 Inferior oblique muscle entrapment, unspecified eye
  - H50.63 Inferior rectus muscle entrapment
    - H50.631 Inferior rectus muscle entrapment, right eye
    - H50.632 Inferior rectus muscle entrapment, left eye
    - H50.639 Inferior rectus muscle entrapment, unspecified eye

- H50.64 Lateral rectus muscle entrapment
  - H50.641 Lateral rectus muscle entrapment, right eye
  - H50.642 Lateral rectus muscle entrapment, left eye
  - H50.649 Lateral rectus muscle entrapment, unspecified eye
- H50.65 Medial rectus muscle entrapment
  - H50.651 Medial rectus muscle entrapment, right eye
  - H50.652 Medial rectus muscle entrapment, left eye
  - H50.659 Medial rectus muscle entrapment, unspecified eye
- H50.66 Superior oblique muscle entrapment
  - H50.661 Superior oblique muscle entrapment, right eye
  - H50.662 Superior oblique muscle entrapment, left eye
  - H50.669 Superior oblique muscle entrapment, unspecified eye
- H50.67 Superior rectus muscle entrapment
  - H50.671 Superior rectus muscle entrapment, right eye
  - H50.672 Superior rectus muscle entrapment, left eye
  - H50.679 Superior rectus muscle entrapment, unspecified eye
- H50.68 Extraocular muscle entrapment, unspecified
  - H50.681 Extraocular muscle entrapment, unspecified, right eye
  - H50.682 Extraocular muscle entrapment, unspecified, left eye
  - H50.689 Extraocular muscle entrapment, unspecified, unspecified eye
- H50.69 Other mechanical strabismus
  - Strabismus due to adhesions
  - Traumatic limitation of duction of eye muscle
- H50.8 Other specified strabismus
  - H50.81 Duane's syndrome
    - H50.811 Duane's syndrome, right eye
    - H50.812 Duane's syndrome, left eye
  - H50.89 Other specified strabismus
- H50.9 Unspecified strabismus

- H51 Other disorders of binocular movement
  - H51.0 Palsy (spasm) of conjugate gaze
  - H51.1 Convergence insufficiency and excess
    - H51.11 Convergence insufficiency
    - H51.12 Convergence excess
  - H51.2 Internuclear ophthalmoplegia
    - H51.20 Internuclear ophthalmoplegia, unspecified eye
    - H51.21 Internuclear ophthalmoplegia, right eye
    - H51.22 Internuclear ophthalmoplegia, left eye
    - H51.23 Internuclear ophthalmoplegia, bilateral
  - H51.8 Other specified disorders of binocular movement
  - H51.9 Unspecified disorder of binocular movement
- H52 Disorders of refraction and accommodation
  - H52.0 Hypermetropia
    - H52.00 Hypermetropia, unspecified eye
    - H52.01 Hypermetropia, right eye
    - H52.02 Hypermetropia, left eye
    - H52.03 Hypermetropia, bilateral
  - H52.1 Myopia
    - EXCLUDES *degenerative myopia (H44.2-)*
    - H52.10 Myopia, unspecified eye
    - H52.11 Myopia, right eye
    - H52.12 Myopia, left eye
    - H52.13 Myopia, bilateral

- H52.2 Astigmatism
  - H52.20 Unspecified astigmatism
    - H52.201 Unspecified astigmatism, right eye
    - H52.202 Unspecified astigmatism, left eye
    - H52.203 Unspecified astigmatism, bilateral
    - H52.209 Unspecified astigmatism, unspecified eye
  - H52.21 Irregular astigmatism
    - H52.211 Irregular astigmatism, right eye
    - H52.212 Irregular astigmatism, left eye
    - H52.213 Irregular astigmatism, bilateral
    - H52.219 Irregular astigmatism, unspecified eye
  - H52.22 Regular astigmatism
    - H52.221 Regular astigmatism, right eye
    - H52.222 Regular astigmatism, left eye
    - H52.223 Regular astigmatism, bilateral
    - H52.229 Regular astigmatism, unspecified eye
- H52.3 Anisometropia and aniseikonia
  - H52.31 Anisometropia
  - H52.32 Aniseikonia
- H52.4 Presbyopia
- H52.5 Disorders of accommodation
  - H52.51 Internal ophthalmoplegia (complete) (total)
    - H52.511 Internal ophthalmoplegia (complete) (total), right eye
    - H52.512 Internal ophthalmoplegia (complete) (total), left eye
    - H52.513 Internal ophthalmoplegia (complete) (total), bilateral
    - H52.519 Internal ophthalmoplegia (complete) (total), unspecified eye

- H52.52 Paresis of accommodation
  - H52.521 Paresis of accommodation, right eye
  - H52.522 Paresis of accommodation, left eye
  - H52.523 Paresis of accommodation, bilateral
  - H52.529 Paresis of accommodation, unspecified eye
- H52.53 Spasm of accommodation
  - H52.531 Spasm of accommodation, right eye
  - H52.532 Spasm of accommodation, left eye
  - H52.533 Spasm of accommodation, bilateral
  - H52.539 Spasm of accommodation, unspecified eye

H52.6 Other disorders of refraction

H52.7 Unspecified disorder of refraction

Visual disturbances and blindness (H53-H54)

4th H53 Visual disturbances

5th H53.0 Amblyopia ex anopsia

DEFINITION: Amblyopia (lazy eye) is a sight disorder caused by the eye and brain not working together, resulting in decreased vision in an eye that otherwise appears normal.

Excludes1 *amblyopia due to vitamin A deficiency (E50.5)*

6th H53.00 Unspecified amblyopia

H53.001 Unspecified amblyopia, right eye

H53.002 Unspecified amblyopia, left eye

H53.003 Unspecified amblyopia, bilateral

H53.009 Unspecified amblyopia, unspecified eye

6th H53.01 Deprivation amblyopia

H53.011 Deprivation amblyopia, right eye

H53.012 Deprivation amblyopia, left eye

H53.013 Deprivation amblyopia, bilateral

H53.019 Deprivation amblyopia, unspecified eye

6th H53.02 Refractive amblyopia

H53.021 Refractive amblyopia, right eye

H53.022 Refractive amblyopia, left eye

H53.023 Refractive amblyopia, bilateral

H53.029 Refractive amblyopia, unspecified eye

6th H53.03 Strabismic amblyopia

Excludes2 **strabismus (H50.-)*

H53.031 Strabismic amblyopia, right eye

H53.032 Strabismic amblyopia, left eye

H53.033 Strabismic amblyopia, bilateral

H53.039 Strabismic amblyopia, unspecified eye

6th H53.04 Amblyopia suspect

H53.041 Amblyopia suspect, right eye

AHA: Q4 2016

H53.042 Amblyopia suspect, left eye

AHA: Q4 2016

H53.043 Amblyopia suspect, bilateral

AHA: Q4 2016

H53.049 Amblyopia suspect, unspecified eye

AHA: Q4 2016

5th H53.1 Subjective visual disturbances

EXCLUDES1 *subjective visual disturbances due to vitamin A deficiency (E50.5)*

visual hallucinations (R44.1)

H53.10 Unspecified subjective visual disturbances CC/MCC Ex6

H53.11 Day blindness CC/MCC Ex6

Hemeralopia

6th H53.12 Transient visual loss

Scintillating scotoma

EXCLUDES1 *amaurosis fugax (G45.3-)*

transient retinal artery occlusion (H34.0-)

H53.121 Transient visual loss, right eye CC CC/MCC Ex6

H53.122 Transient visual loss, left eye CC CC/MCC Ex6

H53.123 Transient visual loss, bilateral CC CC/MCC Ex6

H53.129 Transient visual loss, unspecified eye CC CC/MCC Ex6

6th H53.13 Sudden visual loss

H53.131 Sudden visual loss, right eye CC CC/MCC Ex6

H53.132 Sudden visual loss, left eye CC CC/MCC Ex6

H53.133 Sudden visual loss, bilateral CC CC/MCC Ex6

H53.139 Sudden visual loss, unspecified eye CC CC/MCC Ex6

6th H53.14 Visual discomfort

Asthenopia

Photophobia

H53.141 Visual discomfort, right eye

H53.142 Visual discomfort, left eye

H53.143 Visual discomfort, bilateral

H53.149 Visual discomfort, unspecified

H53.15 Visual distortions of shape and size

Metamorphopsia

H53.16 Psychophysical visual disturbances CC/MCC Ex6

H53.19 Other subjective visual disturbances

AHA: Q1 2022

Visual halos

H53.2 Diplopia

AHA: Q3 2022

Double vision

5th H53.3 Other and unspecified disorders of binocular vision

H53.30 Unspecified disorder of binocular vision

H53.31 Abnormal retinal correspondence

H53.32 Fusion with defective stereopsis

H53.33 Simultaneous visual perception without fusion

H53.34 Suppression of binocular vision

5th H53.4 Visual field defects

H53.40 Unspecified visual field defects

6th H53.41 Scotoma involving central area

Central scotoma

H53.411 Scotoma involving central area, right eye

H53.412 Scotoma involving central area, left eye

H53.413 Scotoma involving central area, bilateral

H53.419 Scotoma involving central area, unspecified eye

AHA: Q1 2022

6th H53.42 Scotoma of blind spot area

Enlarged blind spot

H53.421 Scotoma of blind spot area, right eye

H53.422 Scotoma of blind spot area, left eye

H53.423 Scotoma of blind spot area, bilateral

H53.429 Scotoma of blind spot area, unspecified eye

6th H53.43 Sector or arcuate defects

Arcuate scotoma

Bjerrum scotoma

H53.431 Sector or arcuate defects, right eye

H53.432 Sector or arcuate defects, left eye

H53.433 Sector or arcuate defects, bilateral

H53.439 Sector or arcuate defects, unspecified eye

6th H53.45 Other localized visual field defect

Peripheral visual field defect

Ring scotoma NOS

Scotoma NOS

H53.451 Other localized visual field defect, right eye

H53.452 Other localized visual field defect, left eye

H53.453 Other localized visual field defect, bilateral

H53.459 Other localized visual field defect, unspecified eye

6th H53.46 Homonymous bilateral field defects

Homonymous hemianopia

Homonymous hemianopsia

Quadrant anopia

Quadrant anopsia

H53.461 Homonymous bilateral field defects, right side

H53.462 Homonymous bilateral field defects, left side

H53.469 Homonymous bilateral field defects, unspecified side

Homonymous bilateral field defects NOS

H53.47 Heteronymous bilateral field defects

Heteronymous hemianop(s)ia

6th H53.48 Generalized contraction of visual field
- H53.481 Generalized contraction of visual field, right eye
- H53.482 Generalized contraction of visual field, left eye
- H53.483 Generalized contraction of visual field, bilateral
- H53.489 Generalized contraction of visual field, unspecified eye

5th H53.5 Color vision deficiencies

Color blindness

EXCLUDES *day blindness (H53.11)*

- H53.50 Unspecified color vision deficiencies
  - Color blindness NOS
- H53.51 Achromatopsia
- H53.52 Acquired color vision deficiency
- H53.53 Deuteranomaly
  - Deuteranopia
- H53.54 Protanomaly
  - Protanopia
- H53.55 Tritanomaly
  - Tritanopia
- H53.59 Other color vision deficiencies

5th H53.6 Night blindness

EXCLUDES *night blindness due to vitamin A deficiency (E50.5)*

- H53.60 Unspecified night blindness
- H53.61 Abnormal dark adaptation curve
- H53.62 Acquired night blindness
- H53.63 Congenital night blindness
- H53.69 Other night blindness

5th H53.7 Vision sensitivity deficiencies

H53.71 Glare sensitivity

H53.72 Impaired contrast sensitivity

H53.8 Other visual disturbances

H53.9 Unspecified visual disturbance

4th H54 Blindness and low vision

NOTES For definition of visual impairment categories see table below

Code first any associated underlying cause of the blindness

EXCLUDES1 *amaurosis fugax (G45.3)*

5th H54.0 Blindness, both eyes

Visual impairment categories 3, 4, 5 in both eyes.

The appropriate 7th character is to be added to each code from subcategory H54.0*:

3 – blindness, left eye, category 3

4 – blindness, left eye, category 4

5 – blindness, left eye, category 5

6th H54.0X Blindness, both eyes, different category levels

7th H54.0X3 Blindness right eye, category 3

7th H54.0X4 Blindness right eye, category 4

7th H54.0X5 Blindness right eye, category 5

5th H54.1 Blindness, one eye, low vision other eye

Visual impairment categories 3, 4, 5 in one eye, with categories 1 or 2 in the other eye.

H54.10 Blindness, one eye, low vision other eye, unspecified eyes

6th H54.11 Blindness, right eye, low vision left eye

The appropriate 7th character is to be added to each code from subcategory H54.11*:

1 – low vision, left eye, category 1

2 – low vision, left eye, category 2

7th H54.113 Blindness right eye category 3, low vision left eye

7th H54.114 Blindness right eye category 4, low vision left eye

7th H54.115 Blindness right eye category 5, low vision left eye

6th H54.12 Blindness, left eye, low vision right eye

The appropriate 7th character is to be added to each code from subcategory H54.12*:

3 – blindness, left eye, category 3

4 – blindness, left eye, category 4

5 – blindness, left eye, category 5

7th H54.121 Low vision right eye category 1, blindness left eye

7th H54.122 Low vision right eye category 2, blindness left eye

5th H54.2 Low vision, both eyes

Visual impairment categories 1 or 2 in both eyes.

The appropriate 7th character is to be added to each code from subcategory H54.2*:

1 – low vision, left eye, category 1

2 – low vision, left eye, category 2

6th H54.2X Low vision, both eyes, different category levels

7th H54.2X1 Low vision, right eye, category 1

7th H54.2X2 Low vision, right eye, category 2

H54.3 Unqualified visual loss, both eyes

See Official Guidelines, "Blindness" I.C.7.b

AHA: Q4 2017

Visual impairment category 9 in both eyes.

5th H54.4 Blindness, one eye

Visual impairment categories 3, 4, 5 in one eye [normal vision in other eye]

The appropriate 7th character is to be added to each code from subcategory H54.4*:

A – normal vision, left eye

3 – category 3, normal vision right eye

4 – category 4, normal vision right eye

5 – category 5, normal vision right eye

H54.40 Blindness, one eye, unspecified eye

6th H54.41 Blindness, right eye, normal vision left eye

7th H54.413 Blindness, right eye, category 3

7th H54.414 Blindness, right eye, category 4

7th H54.415 Blindness, right eye, category 5

6th H54.42 Blindness, left eye, normal vision right eye

7th H54.42A Blindness, left eye, category 3-5

5th H54.5 Low vision, one eye

Visual impairment categories 1 or 2 in one eye [normal vision in other eye].

H54.50 Low vision, one eye, unspecified eye

6th H54.51 Low vision, right eye, normal vision left eye

The appropriate 7th character is to be added to each code from subcategory H54.51*:

A – normal vision, left eye

7th H54.511 Low vision, right eye, category 1

7th H54.512 Low vision, right eye, category 2

6th H54.52 Low vision, left eye, normal vision right eye

The appropriate 7th character is to be added to each code from subcategory H54.52*:

1 – category 1, normal vision, right eye

2 – category 2, normal vision, right eye

7th H54.52A Low vision, left eye, category 1-2

5th H54.6 Unqualified visual loss, one eye

See Official Guidelines, "Blindness" I.C.7.b

Visual impairment category 9 in one eye [normal vision in other eye].

H54.60 Unqualified visual loss, one eye, unspecified

H54.61 Unqualified visual loss, right eye, normal vision left eye

H54.62 Unqualified visual loss, left eye, normal vision right eye

H54.7 Unspecified visual loss POxIn

See Official Guidelines, "Blindness" I.C.7.b

AHA: Q4 2017

Visual impairment category 9 NOS

H54.8 Legal blindness, as defined in USA

Blindness NOS according to USA definition

EXCLUDES *legal blindness with specification of impairment level (H54.0-H54.7)*

NOTES The table below gives a classification of severity of visual impairment recommended by a WHO Study Group on the Prevention of Blindness, Geneva, 6-10 November 1972.

The term 'low vision' in category H54 comprises categories 1 and 2 of the table, the term 'blindness' categories 3, 4 and 5, and the term 'unqualified visual loss' category 9.

If the extent of the visual field is taken into account, patients with a field no greater than 10 but greater than 5 around central fixation should be placed in category 3 and patients with a field no greater than 5 around central fixation should be placed in category 4, even if the central acuity is not impaired.

(Document 508 compliance requires all cells in the following table to be filled.)

Category of visual impairment	Visual acuity with best possible correction	
	Maximum less than:	Minimum equal to or better than:
1	6/18	6/60
	3/10 (0.3)	1/10 (0.1)
	20/70	20/200
2	6/60	3/60
	1/10 (0.1)	1/20 (0.5)
	20/200	20/400
3	3/60	1/60 (finger counting at one meter)
	1/20 (0.05)	1/50 (0.02)
	20/400	5/300 (20/1200)
4	1/60 (finger counting at one meter)	Light perception
	1/50 (0.02)	
	5/300	
5	No light perception	
9	Undetermined or unspecified	

*CMS does not include 7th character options for some codes in category H54. The publisher added 7th character options for the benefit of the reader.

Other disorders of eye and adnexa (H55-H57)

- 4th H55 Nystagmus and other irregular eye movements
  - 5th H55.0 Nystagmus
    - H55.00 Unspecified nystagmus
    - H55.01 Congenital nystagmus
    - H55.02 Latent nystagmus
    - H55.03 Visual deprivation nystagmus
    - H55.04 Dissociated nystagmus
    - H55.09 Other forms of nystagmus
  - 5th H55.8 Other irregular eye movements
    - H55.81 Deficient saccadic eye movements
      - **AHA:** Q4 2020
    - H55.82 Deficient smooth pursuit eye movements
      - **AHA:** Q4 2020
    - H55.89 Other irregular eye movements
- 4th H57 Other disorders of eye and adnexa
  - 5th H57.0 Anomalies of pupillary function
    - H57.00 Unspecified anomaly of pupillary function
    - H57.01 Argyll Robertson pupil, atypical
      - EXCLUDES1 *syphilitic Argyll Robertson pupil (A52.19)*
    - H57.02 Anisocoria
    - H57.03 Miosis
    - H57.04 Mydriasis
    - 6th H57.05 Tonic pupil
      - H57.051 Tonic pupil, right eye
      - H57.052 Tonic pupil, left eye
      - H57.053 Tonic pupil, bilateral
      - H57.059 Tonic pupil, unspecified eye
    - H57.09 Other anomalies of pupillary function

- 5th H57.1 Ocular pain
  - H57.10 Ocular pain, unspecified eye
  - H57.11 Ocular pain, right eye
  - H57.12 Ocular pain, left eye
  - H57.13 Ocular pain, bilateral
- 5th H57.8 Other specified disorders of eye and adnexa
  - 6th H57.81 Brow ptosis
    - H57.811 Brow ptosis, right CC/MCC Ex0
      - AHA: Q4 2018
    - H57.812 Brow ptosis, left CC/MCC Ex0
      - AHA: Q4 2018
    - H57.813 Brow ptosis, bilateral CC/MCC Ex0
      - AHA: Q4 2018
    - H57.819 Brow ptosis, unspecified CC/MCC Ex0
      - AHA: Q4 2018
  - H57.89 Other specified disorders of eye and adnexa CC/MCC Ex0
  - 6th H57.8A Foreign body sensation eye (ocular)
    - H57.8A1 Foreign body sensation, right eye CC/MCC Ex0
    - H57.8A2 Foreign body sensation, left eye CC/MCC Ex0
    - H57.8A3 Foreign body sensation, bilateral eyes CC/MCC Ex0
    - H57.8A9 Foreign body sensation, unspecified eye CC/MCC Ex0
- H57.9 Unspecified disorder of eye and adnexa PDxIn

Intraoperative and postprocedural complications and disorders of eye and adnexa, not elsewhere classified (H59)

4th H59 Intraoperative and postprocedural complications and disorders of eye and adnexa, not elsewhere classified

EXCLUDES *mechanical complication of intraocular lens (T85.2)*
mechanical complication of other ocular prosthetic devices, implants and grafts (T85.3)
pseudophakia (Z96.1)
secondary cataracts (H26.4-)

5th H59.0 Disorders of the eye following cataract surgery

6th H59.01 Keratopathy (bullous aphakic) following cataract surgery

Vitreal corneal syndrome
Vitreous (touch) syndrome

H59.011 Keratopathy (bullous aphakic) following cataract surgery, right eye CC CC/MCC Exc
H59.012 Keratopathy (bullous aphakic) following cataract surgery, left eye CC CC/MCC Exc
H59.013 Keratopathy (bullous aphakic) following cataract surgery, bilateral CC CC/MCC Exc
H59.019 Keratopathy (bullous aphakic) following cataract surgery, unspecified eye CC CC/MCC Exc

6th H59.02 Cataract (lens) fragments in eye following cataract surgery

H59.021 Cataract (lens) fragments in eye following cataract surgery, right eye
H59.022 Cataract (lens) fragments in eye following cataract surgery, left eye
H59.023 Cataract (lens) fragments in eye following cataract surgery, bilateral
H59.029 Cataract (lens) fragments in eye following cataract surgery, unspecified eye

6th H59.03 Cystoid macular edema following cataract surgery

H59.031 Cystoid macular edema following cataract surgery, right eye CC CC/MCC Exc
H59.032 Cystoid macular edema following cataract surgery, left eye CC CC/MCC Exc
H59.033 Cystoid macular edema following cataract surgery, bilateral CC CC/MCC Exc
H59.039 Cystoid macular edema following cataract surgery, unspecified eye CC CC/MCC Exc

6th H59.09 Other disorders of the eye following cataract surgery

H59.091 Other disorders of the right eye following cataract surgery CC CC/MCC Exc
H59.092 Other disorders of the left eye following cataract surgery CC CC/MCC Exc
H59.093 Other disorders of the eye following cataract surgery, bilateral CC CC/MCC Exc
H59.099 Other disorders of unspecified eye following cataract surgery CC CC/MCC Exc

- H59.1 Intraoperative hemorrhage and hematoma of eye and adnexa complicating a procedure
  - EXCLUDES1 *intraoperative hemorrhage and hematoma of eye and adnexa due to accidental puncture or laceration during a procedure (H59.2-)*
  - H59.11 Intraoperative hemorrhage and hematoma of eye and adnexa complicating an ophthalmic procedure
    - H59.111 Intraoperative hemorrhage and hematoma of right eye and adnexa complicating an ophthalmic procedure CC CC/MCC Exc
    - H59.112 Intraoperative hemorrhage and hematoma of left eye and adnexa complicating an ophthalmic procedure CC CC/MCC Exc
    - H59.113 Intraoperative hemorrhage and hematoma of eye and adnexa complicating an ophthalmic procedure, bilateral CC CC/MCC Exc
    - H59.119 Intraoperative hemorrhage and hematoma of unspecified eye and adnexa complicating an ophthalmic procedure CC CC/MCC Exc
  - H59.12 Intraoperative hemorrhage and hematoma of eye and adnexa complicating other procedure
    - H59.121 Intraoperative hemorrhage and hematoma of right eye and adnexa complicating other procedure CC CC/MCC Exc
    - H59.122 Intraoperative hemorrhage and hematoma of left eye and adnexa complicating other procedure CC CC/MCC Exc
    - H59.123 Intraoperative hemorrhage and hematoma of eye and adnexa complicating other procedure, bilateral CC CC/MCC Exc
    - H59.129 Intraoperative hemorrhage and hematoma of unspecified eye and adnexa complicating other procedure CC CC/MCC Exc
- H59.2 Accidental puncture and laceration of eye and adnexa during a procedure
  - H59.21 Accidental puncture and laceration of eye and adnexa during an ophthalmic procedure
    - H59.211 Accidental puncture and laceration of right eye and adnexa during an ophthalmic procedure CC CC/MCC Exc
    - H59.212 Accidental puncture and laceration of left eye and adnexa during an ophthalmic procedure CC CC/MCC Exc
    - H59.213 Accidental puncture and laceration of eye and adnexa during an ophthalmic procedure, bilateral CC CC/MCC Exc
    - H59.219 Accidental puncture and laceration of unspecified eye and adnexa during an ophthalmic procedure CC CC/MCC Exc
  - H59.22 Accidental puncture and laceration of eye and adnexa during other procedure
    - H59.221 Accidental puncture and laceration of right eye and adnexa during other procedure CC CC/MCC Exc
    - H59.222 Accidental puncture and laceration of left eye and adnexa during other procedure CC CC/MCC Exc
    - H59.223 Accidental puncture and laceration of eye and adnexa during other procedure, bilateral CC CC/MCC Exc
    - H59.229 Accidental puncture and laceration of unspecified eye and adnexa during other procedure CC CC/MCC Exc
- H59.3 Postprocedural hemorrhage, hematoma, and seroma of eye and adnexa following a procedure
  - H59.31 Postprocedural hemorrhage of eye and adnexa following an ophthalmic procedure
    - H59.311 Postprocedural hemorrhage of right eye and adnexa following an ophthalmic procedure CC CC/MCC Exc
    - H59.312 Postprocedural hemorrhage of left eye and adnexa following an ophthalmic procedure CC CC/MCC Exc
    - H59.313 Postprocedural hemorrhage of eye and adnexa following an ophthalmic procedure, bilateral CC CC/MCC Exc
    - H59.319 Postprocedural hemorrhage of unspecified eye and adnexa following an ophthalmic procedure CC CC/MCC Exc

- H59.32 Postprocedural hemorrhage of eye and adnexa following other procedure
  - H59.321 Postprocedural hemorrhage of right eye and adnexa following other procedure CC CC/MCC Exc
  - H59.322 Postprocedural hemorrhage of left eye and adnexa following other procedure CC CC/MCC Exc
  - H59.323 Postprocedural hemorrhage of eye and adnexa following other procedure, bilateral CC CC/MCC Exc
  - H59.329 Postprocedural hemorrhage of unspecified eye and adnexa following other procedure CC CC/MCC Exc
- H59.33 Postprocedural hematoma of eye and adnexa following an ophthalmic procedure
  - H59.331 Postprocedural hematoma of right eye and adnexa following an ophthalmic procedure CC CC/MCC Exc
  - H59.332 Postprocedural hematoma of left eye and adnexa following an ophthalmic procedure CC CC/MCC Exc
  - H59.333 Postprocedural hematoma of eye and adnexa following an ophthalmic procedure, bilateral CC CC/MCC Exc
  - H59.339 Postprocedural hematoma of unspecified eye and adnexa following an ophthalmic procedure CC CC/MCC Exc
- H59.34 Postprocedural hematoma of eye and adnexa following other procedure
  - H59.341 Postprocedural hematoma of right eye and adnexa following other procedure CC CC/MCC Exc
  - H59.342 Postprocedural hematoma of left eye and adnexa following other procedure CC CC/MCC Exc
  - H59.343 Postprocedural hematoma of eye and adnexa following other procedure, bilateral CC CC/MCC Exc
  - H59.349 Postprocedural hematoma of unspecified eye and adnexa following other procedure CC CC/MCC Exc
- H59.35 Postprocedural seroma of eye and adnexa following an ophthalmic procedure
  - H59.351 Postprocedural seroma of right eye and adnexa following an ophthalmic procedure CC CC/MCC Exc
  - H59.352 Postprocedural seroma of left eye and adnexa following an ophthalmic procedure CC CC/MCC Exc
  - H59.353 Postprocedural seroma of eye and adnexa following an ophthalmic procedure, bilateral CC CC/MCC Exc
  - H59.359 Postprocedural seroma of unspecified eye and adnexa following an ophthalmic procedure CC CC/MCC Exc
- H59.36 Postprocedural seroma of eye and adnexa following other procedure
  - H59.361 Postprocedural seroma of right eye and adnexa following other procedure CC CC/MCC Exc
  - H59.362 Postprocedural seroma of left eye and adnexa following other procedure CC CC/MCC Exc
  - H59.363 Postprocedural seroma of eye and adnexa following other procedure, bilateral CC CC/MCC Exc
  - H59.369 Postprocedural seroma of unspecified eye and adnexa following other procedure CC CC/MCC Exc

5th H59.4 Inflammation (infection) of postprocedural bleb

Postprocedural blebitis

EXCLUDES1 *filtering (vitreous) bleb after glaucoma surgery status (Z98.83)*

H59.40 Inflammation (infection) of postprocedural bleb, unspecified CC/MCC Ex0

H59.41 Inflammation (infection) of postprocedural bleb, stage 1 CC/MCC Ex0

H59.42 Inflammation (infection) of postprocedural bleb, stage 2 CC/MCC Ex0

H59.43 Inflammation (infection) of postprocedural bleb, stage 3 CC/MCC Ex0

Bleb endophthalmitis

5th H59.8 Other intraoperative and postprocedural complications and disorders of eye and adnexa, not elsewhere classified

6th H59.81 Chorioretinal scars after surgery for detachment

H59.811 Chorioretinal scars after surgery for detachment, right eye CC CC/MCC Ex0

H59.812 Chorioretinal scars after surgery for detachment, left eye CC CC/MCC Ex0

H59.813 Chorioretinal scars after surgery for detachment, bilateral CC CC/MCC Ex0

H59.819 Chorioretinal scars after surgery for detachment, unspecified eye CC CC/MCC Ex0

H59.88 Other intraoperative complications of eye and adnexa, not elsewhere classified CC CC/MCC Ex0

H59.89 Other postprocedural complications and disorders of eye and adnexa, not elsewhere classified CC CC/MCC Ex0

AHA: Q3 2020

Chapter 8: Diseases of the Ear and Mastoid Process (H60-H95)

Chapter-Specific Coding Guidelines

I.C.8. Chapter 8: Diseases of the Ear and Mastoid Process (H60-H95)

Reserved for future guideline expansion

Anatomy of the Ear

Introduction

The external, inner and middle ear (Figure 8.a) contain the organs of hearing and balance. The external ear extends from outside of the head to the eardrum. The middle ear is the air-filled chamber and located medially to the eardrum. It contains the auditory ossicles (the malleus, incus, and stapes). The external and middle ears are primarily involved in the process of hearing. The inner ear comprises of fluid-filled chambers, which serve to maintain balance (or equilibrium) and hearing. The various organs of a typical human ear are listed below:

1. **The External Ear**
   a) Auricle (or Pinna)
   b) External Auditory (or Auricular) Canal (or Ear Canal/External Auditory Meatus/External Acoustic Meatus)
   c) Surface of Eardrum
2. **The Middle Ear**
   a) Malleus
   b) Incus
   c) Stapes
   d) Tympanic Membrane (or Eardrum)
   e) Auditory/Eustachian Tube (or Pharyngotympanic Tube)
3. **The Inner Ear**
   a) Cochlea
   b) Vestibule
   c) Semicircular Canals

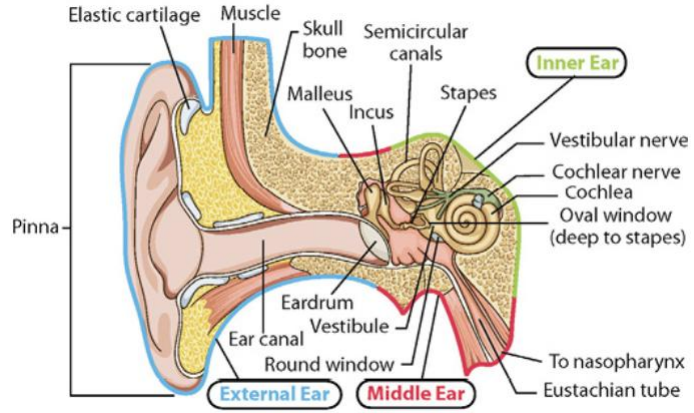

Figure 8.a Anatomy of the Ear

Common Pathologies

Swimmer's Ear

Swimmer's ear is an inflammation, irritation, or infection of the outer ear and ear canal. The medical term for swimmer's ear is otitis externa. Acute external otitis is commonly a bacterial infection caused by streptococcus, staphylococcus, or pseudomonas types of bacteria.

Otitis Media

Otitis media is the medical term for middle ear infection. One symptom of acute otitis media is ear pain; other possible symptoms include fever and irritability (in infants) often with drainage of purulent material. After an acute infection, fluid (an effusion) may remain behind the ear drum (tympanic membrane) leading to otitis media with effusion chronic suppurative otitis media.

Ménière's Disease

Ménière's disease is a disorder of the inner ear that can affect hearing. It causes severe dizziness and a feeling of ear pressure or pain. It is characterized by episodes of vertigo, low-pitched tinnitus, and hearing loss. It usually affects just one ear. It may occur when the pressure of the fluid in part of the inner ear gets too high. The inner ear contains fluid-filled tubes called semicircular canals. These canals help to maintain position and balance.

Vestibular Neuritis

Vestibular neuritis is a disorder resulting from an acute infection of the nerves in the inner ear. This disrupts transmission of sensory information. Its main symptom is vertigo, which appears suddenly, often with nausea and vomiting. This can be made worse by head movement. Vertigo usually lasts for several days or weeks. In rare cases it can take months to go away entirely. Vestibular neuritis does not lead to loss of hearing.

Cholesteatoma

Cholesteatoma can be congenital, but it more commonly occurs as a complication of chronic ear infection. An abnormal skin growth in the middle ear behind the eardrum is called cholesteatoma. Poor function in the eustachian tube leads to negative pressure in the middle ear. Over time, the cholesteatoma can increase in size and destroy the surrounding delicate bones of the middle ear leading to hearing loss.

Otosclerosis

Otosclerosis is an abnormal bone growth in the middle ear that causes hearing loss. This bone prevents structures within the ear from working properly and causes hearing loss. It is a condition that mainly affects the stapes, one of the tiny bony ossicles in the middle ear. It significantly involves the bone that surrounds the inner ear, called the otic capsule, and a sensory-type hearing loss occurs.

Acoustic Neuroma

An acoustic neuroma (Figure 8.b) is a benign tumor of the nerve that connects the ear to the brain. This nerve is called the vestibular cochlear nerve. It is also called vestibular schwannoma. The cause is generally unknown. If an acoustic tumor becomes large it will push on the surface of the brainstem but not really grow into brain tissue. Symptoms of acoustic neuroma are loss of hearing on one side, ringing in ears, dizziness and balance problems.

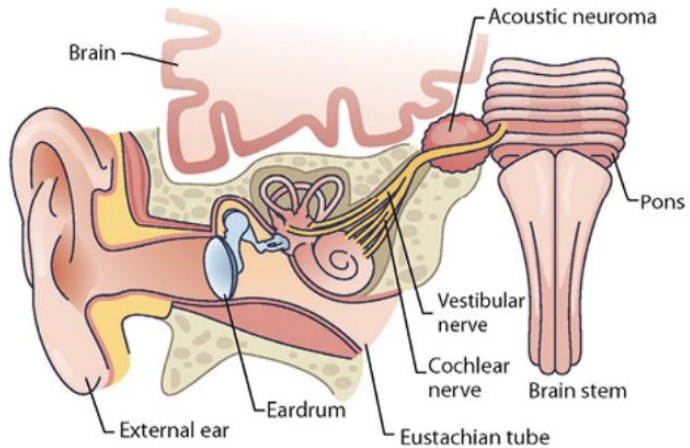

Figure 8.b Acoustic Neuroma

Diseases of the ear and mastoid process (H60-H95)

NOTES Use an external cause code following the code for the ear condition, if applicable, to identify the cause of the ear condition

Excludes *certain conditions originating in the perinatal period (P04-P96)*

certain infectious and parasitic diseases (A00-B99)

complications of pregnancy, childbirth and the puerperium (O00-O9A)

congenital malformations, deformations and chromosomal abnormalities (Q00-Q99)

endocrine, nutritional and metabolic diseases (E00-E88)

injury, poisoning and certain other consequences of external causes (S00-T88)

neoplasms (C00-D49)

symptoms, signs and abnormal clinical and laboratory findings, not elsewhere classified (R00-R94)

This chapter contains the following blocks:

H60-H62	Diseases of external ear
H65-H75	Diseases of middle ear and mastoid
H80-H83	Diseases of inner ear
H90-H94	Other disorders of ear
H95	Intraoperative and postprocedural complications and disorders of ear and mastoid process, not elsewhere classified

Diseases of external ear (H60-H62)

- H60 Otitis externa
  - H60.0 Abscess of external ear
    - Boil of external ear
    - Carbuncle of auricle or external auditory canal
    - Furuncle of external ear
    - H60.00 Abscess of external ear, unspecified ear
    - H60.01 Abscess of right external ear
    - H60.02 Abscess of left external ear
    - H60.03 Abscess of external ear, bilateral
  - H60.1 Cellulitis of external ear
    - Cellulitis of auricle
    - Cellulitis of external auditory canal
    - H60.10 Cellulitis of external ear, unspecified ear
    - H60.11 Cellulitis of right external ear
    - H60.12 Cellulitis of left external ear
    - H60.13 Cellulitis of external ear, bilateral
  - H60.2 Malignant otitis externa
    - H60.20 Malignant otitis externa, unspecified ear CC CC/MCC Ex6
    - H60.21 Malignant otitis externa, right ear CC CC/MCC Ex6
    - H60.22 Malignant otitis externa, left ear CC CC/MCC Ex6
    - H60.23 Malignant otitis externa, bilateral CC CC/MCC Ex6
  - H60.3 Other infective otitis externa
    - H60.31 Diffuse otitis externa
      - H60.311 Diffuse otitis externa, right ear
      - H60.312 Diffuse otitis externa, left ear
      - H60.313 Diffuse otitis externa, bilateral
      - H60.319 Diffuse otitis externa, unspecified ear

6th H60.32 Hemorrhagic otitis externa
- H60.321 Hemorrhagic otitis externa, right ear
- H60.322 Hemorrhagic otitis externa, left ear
- H60.323 Hemorrhagic otitis externa, bilateral
- H60.329 Hemorrhagic otitis externa, unspecified ear

6th H60.33 Swimmer's ear
- H60.331 Swimmer's ear, right ear
- H60.332 Swimmer's ear, left ear
- H60.333 Swimmer's ear, bilateral
- H60.339 Swimmer's ear, unspecified ear

6th H60.39 Other infective otitis externa
- H60.391 Other infective otitis externa, right ear
- H60.392 Other infective otitis externa, left ear
- H60.393 Other infective otitis externa, bilateral
- H60.399 Other infective otitis externa, unspecified ear

5th H60.4 Cholesteatoma of external ear

Keratosis obturans of external ear (canal)

Excludes1 *cholesteatoma of middle ear (H71.-)*

recurrent cholesteatoma of postmastoidectomy cavity (H95.0-)

- H60.40 Cholesteatoma of external ear, unspecified ear
- H60.41 Cholesteatoma of right external ear
- H60.42 Cholesteatoma of left external ear
- H60.43 Cholesteatoma of external ear, bilateral

5th H60.5 Acute noninfective otitis externa

6th H60.50 Unspecified acute noninfective otitis externa

Acute otitis externa NOS

- H60.501 Unspecified acute noninfective otitis externa, right ear
- H60.502 Unspecified acute noninfective otitis externa, left ear
- H60.503 Unspecified acute noninfective otitis externa, bilateral
- H60.509 Unspecified acute noninfective otitis externa, unspecified ear

- H60.51 Acute actinic otitis externa
  - H60.511 Acute actinic otitis externa, right ear
  - H60.512 Acute actinic otitis externa, left ear
  - H60.513 Acute actinic otitis externa, bilateral
  - H60.519 Acute actinic otitis externa, unspecified ear
- H60.52 Acute chemical otitis externa
  - H60.521 Acute chemical otitis externa, right ear
  - H60.522 Acute chemical otitis externa, left ear
  - H60.523 Acute chemical otitis externa, bilateral
  - H60.529 Acute chemical otitis externa, unspecified ear
- H60.53 Acute contact otitis externa
  - H60.531 Acute contact otitis externa, right ear
  - H60.532 Acute contact otitis externa, left ear
  - H60.533 Acute contact otitis externa, bilateral
  - H60.539 Acute contact otitis externa, unspecified ear
- H60.54 Acute eczematoid otitis externa
  - H60.541 Acute eczematoid otitis externa, right ear
  - H60.542 Acute eczematoid otitis externa, left ear
  - H60.543 Acute eczematoid otitis externa, bilateral
  - H60.549 Acute eczematoid otitis externa, unspecified ear
- H60.55 Acute reactive otitis externa
  - H60.551 Acute reactive otitis externa, right ear
  - H60.552 Acute reactive otitis externa, left ear
  - H60.553 Acute reactive otitis externa, bilateral
  - H60.559 Acute reactive otitis externa, unspecified ear
- H60.59 Other noninfective acute otitis externa
  - H60.591 Other noninfective acute otitis externa, right ear
  - H60.592 Other noninfective acute otitis externa, left ear
  - H60.593 Other noninfective acute otitis externa, bilateral
  - H60.599 Other noninfective acute otitis externa, unspecified ear

- H60.6 Unspecified chronic otitis externa
  - H60.60 Unspecified chronic otitis externa, unspecified ear
  - H60.61 Unspecified chronic otitis externa, right ear
  - H60.62 Unspecified chronic otitis externa, left ear
  - H60.63 Unspecified chronic otitis externa, bilateral
- H60.8 Other otitis externa
  - H60.8X Other otitis externa
    - H60.8X1 Other otitis externa, right ear
    - H60.8X2 Other otitis externa, left ear
    - H60.8X3 Other otitis externa, bilateral
    - H60.8X9 Other otitis externa, unspecified ear
- H60.9 Unspecified otitis externa
  - H60.90 Unspecified otitis externa, unspecified ear
  - H60.91 Unspecified otitis externa, right ear
  - H60.92 Unspecified otitis externa, left ear
  - H60.93 Unspecified otitis externa, bilateral

H61 Other disorders of external ear

- H61.0 Chondritis and perichondritis of external ear
  - Chondrodermatitis nodularis chronica helicis
  - Perichondritis of auricle
  - Perichondritis of pinna
  - H61.00 Unspecified perichondritis of external ear
    - H61.001 Unspecified perichondritis of right external ear
    - H61.002 Unspecified perichondritis of left external ear
    - H61.003 Unspecified perichondritis of external ear, bilateral
    - H61.009 Unspecified perichondritis of external ear, unspecified ear

6th H61.01 Acute perichondritis of external ear
- H61.011 Acute perichondritis of right external ear
- H61.012 Acute perichondritis of left external ear
- H61.013 Acute perichondritis of external ear, bilateral
- H61.019 Acute perichondritis of external ear, unspecified ear

6th H61.02 Chronic perichondritis of external ear
- H61.021 Chronic perichondritis of right external ear
- H61.022 Chronic perichondritis of left external ear
- H61.023 Chronic perichondritis of external ear, bilateral
- H61.029 Chronic perichondritis of external ear, unspecified ear

6th H61.03 Chondritis of external ear
- Chondritis of auricle
- Chondritis of pinna
- H61.031 Chondritis of right external ear
- H61.032 Chondritis of left external ear
  - **AHA:** Q1 2015
- H61.033 Chondritis of external ear, bilateral
- H61.039 Chondritis of external ear, unspecified ear

5th H61.1 Noninfective disorders of pinna
- EXCLUDES *cauliflower ear (M95.1-)*
- *gouty tophi of ear (M1A.-)*

6th H61.10 Unspecified noninfective disorders of pinna
- Disorder of pinna NOS
- H61.101 Unspecified noninfective disorders of pinna, right ear
- H61.102 Unspecified noninfective disorders of pinna, left ear
- H61.103 Unspecified noninfective disorders of pinna, bilateral
- H61.109 Unspecified noninfective disorders of pinna, unspecified ear

- H61.11 Acquired deformity of pinna
  - Acquired deformity of auricle
  - EXCLUDES *cauliflower ear (M95.1-)*
  - H61.111 Acquired deformity of pinna, right ear
  - H61.112 Acquired deformity of pinna, left ear
  - H61.113 Acquired deformity of pinna, bilateral
  - H61.119 Acquired deformity of pinna, unspecified ear
- H61.12 Hematoma of pinna
  - Hematoma of auricle
  - H61.121 Hematoma of pinna, right ear
  - H61.122 Hematoma of pinna, left ear
  - H61.123 Hematoma of pinna, bilateral
  - H61.129 Hematoma of pinna, unspecified ear
- H61.19 Other noninfective disorders of pinna
  - H61.191 Noninfective disorders of pinna, right ear
  - H61.192 Noninfective disorders of pinna, left ear
  - H61.193 Noninfective disorders of pinna, bilateral
  - H61.199 Noninfective disorders of pinna, unspecified ear

- H61.2 Impacted cerumen
  - Wax in ear
  - H61.20 Impacted cerumen, unspecified ear
  - H61.21 Impacted cerumen, right ear
  - H61.22 Impacted cerumen, left ear
  - H61.23 Impacted cerumen, bilateral

- H61.3 Acquired stenosis of external ear canal
  - Collapse of external ear canal
  - EXCLUDES *postprocedural stenosis of external ear canal (H95.81-)*
- H61.30 Acquired stenosis of external ear canal, unspecified
  - H61.301 Acquired stenosis of right external ear canal, unspecified
  - H61.302 Acquired stenosis of left external ear canal, unspecified
  - H61.303 Acquired stenosis of external ear canal, unspecified, bilateral
  - H61.309 Acquired stenosis of external ear canal, unspecified, unspecified ear

- H61.31 Acquired stenosis of external ear canal secondary to trauma
  - H61.311 Acquired stenosis of right external ear canal secondary to trauma
  - H61.312 Acquired stenosis of left external ear canal secondary to trauma
  - H61.313 Acquired stenosis of external ear canal secondary to trauma, bilateral
  - H61.319 Acquired stenosis of external ear canal secondary to trauma, unspecified ear
- H61.32 Acquired stenosis of external ear canal secondary to inflammation and infection
  - H61.321 Acquired stenosis of right external ear canal secondary to inflammation and infection
  - H61.322 Acquired stenosis of left external ear canal secondary to inflammation and infection
  - H61.323 Acquired stenosis of external ear canal secondary to inflammation and infection, bilateral
  - H61.329 Acquired stenosis of external ear canal secondary to inflammation and infection, unspecified ear
- H61.39 Other acquired stenosis of external ear canal
  - H61.391 Other acquired stenosis of right external ear canal
  - H61.392 Other acquired stenosis of left external ear canal
  - H61.393 Other acquired stenosis of external ear canal, bilateral
  - H61.399 Other acquired stenosis of external ear canal, unspecified ear

- H61.8 Other specified disorders of external ear
  - H61.81 Exostosis of external canal
    - H61.811 Exostosis of right external canal
    - H61.812 Exostosis of left external canal
    - H61.813 Exostosis of external canal, bilateral
    - H61.819 Exostosis of external canal, unspecified ear
  - H61.89 Other specified disorders of external ear
    - H61.891 Other specified disorders of right external ear
    - H61.892 Other specified disorders of left external ear
    - H61.893 Other specified disorders of external ear, bilateral
    - H61.899 Other specified disorders of external ear, unspecified ear

- H61.9 Disorder of external ear, unspecified
  - H61.90 Disorder of external ear, unspecified, unspecified ear
  - H61.91 Disorder of right external ear, unspecified
  - H61.92 Disorder of left external ear, unspecified
  - H61.93 Disorder of external ear, unspecified, bilateral
- H62 Disorders of external ear in diseases classified elsewhere
  - H62.4 Otitis externa in other diseases classified elsewhere
    - Code first underlying disease, such as:
      - erysipelas (A46)
      - impetigo (L01.0-)
    - excludes1 *otitis externa (in):*
      - *candidiasis (B37.84)*
      - *herpes viral [herpes simplex] (B00.1)*
      - *herpes zoster (B02.8)*
    - H62.40 Otitis externa in other diseases classified elsewhere, unspecified ear
    - H62.41 Otitis externa in other diseases classified elsewhere, right ear
    - H62.42 Otitis externa in other diseases classified elsewhere, left ear
    - H62.43 Otitis externa in other diseases classified elsewhere, bilateral
  - H62.8 Other disorders of external ear in diseases classified elsewhere
    - Code first underlying disease, such as:
      - gout (M1A.-, M10.-)
    - H62.8X Other disorders of external ear in diseases classified elsewhere
      - H62.8X1 Other disorders of right external ear in diseases classified elsewhere
      - H62.8X2 Other disorders of left external ear in diseases classified elsewhere
      - H62.8X3 Other disorders of external ear in diseases classified elsewhere, bilateral
      - H62.8X9 Other disorders of external ear in diseases classified elsewhere, unspecified ear

Diseases of middle ear and mastoid (H65-H75)

H65 Nonsuppurative otitis media (Figure 8.1)

INCLUDES *nonsuppurative otitis media with myringitis*

Use additional code for any associated perforated tympanic membrane (H72.-)

Use additional code, if applicable, to identify:

- exposure to environmental tobacco smoke (Z77.22)
- exposure to tobacco smoke in the perinatal period (P96.81)
- history of tobacco dependence (Z87.891)
- infectious agent (B95-B97)
- occupational exposure to environmental tobacco smoke (Z57.31)
- tobacco dependence (F17.-)
- tobacco use (Z72.0)

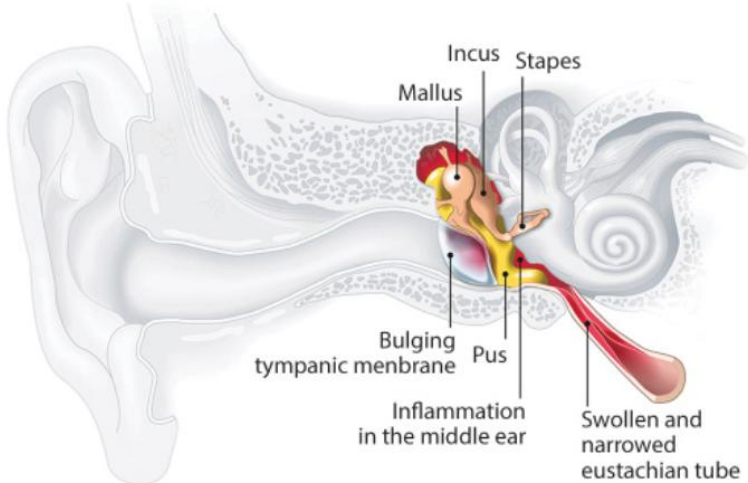

Figure 8.1 Otitis Media

5th H65.0 Acute serous otitis media

Acute and subacute secretory otitis

H65.00 Acute serous otitis media, unspecified ear

H65.01 Acute serous otitis media, right ear

H65.02 Acute serous otitis media, left ear

H65.03 Acute serous otitis media, bilateral

H65.04 Acute serous otitis media, recurrent, right ear

H65.05 Acute serous otitis media, recurrent, left ear

H65.06 Acute serous otitis media, recurrent, bilateral

H65.07 Acute serous otitis media, recurrent, unspecified ear

5th H65.1 Other acute nonsuppurative otitis media

EXCLUDES1 *otitic barotrauma (T70.0)*

otitis media (acute) NOS (H66.9)

6th H65.11 Acute and subacute allergic otitis media (mucoid) (sanguinous) (serous)

H65.111 Acute and subacute allergic otitis media (mucoid) (sanguinous) (serous), right ear

H65.112 Acute and subacute allergic otitis media (mucoid) (sanguinous) (serous), left ear

H65.113 Acute and subacute allergic otitis media (mucoid) (sanguinous) (serous), bilateral

H65.114 Acute and subacute allergic otitis media (mucoid) (sanguinous) (serous), recurrent, right ear

H65.115 Acute and subacute allergic otitis media (mucoid) (sanguinous) (serous), recurrent, left ear

H65.116 Acute and subacute allergic otitis media (mucoid) (sanguinous) (serous), recurrent, bilateral

H65.117 Acute and subacute allergic otitis media (mucoid) (sanguinous) (serous), recurrent, unspecified ear

H65.119 Acute and subacute allergic otitis media (mucoid) (sanguinous) (serous), unspecified ear

6th H65.19 Other acute nonsuppurative otitis media

Acute and subacute mucoid otitis media

Acute and subacute nonsuppurative otitis media NOS

Acute and subacute sanguinous otitis media

Acute and subacute seromucinous otitis media

H65.191 Other acute nonsuppurative otitis media, right ear

H65.192 Other acute nonsuppurative otitis media, left ear

H65.193 Other acute nonsuppurative otitis media, bilateral

H65.194 Other acute nonsuppurative otitis media, recurrent, right ear

H65.195 Other acute nonsuppurative otitis media, recurrent, left ear

H65.196 Other acute nonsuppurative otitis media, recurrent, bilateral

H65.197 Other acute nonsuppurative otitis media recurrent, unspecified ear

H65.199 Other acute nonsuppurative otitis media, unspecified ear

- 5th H65.2 Chronic serous otitis media
  - Chronic tubotympanal catarrh
  - H65.20 Chronic serous otitis media, unspecified ear
  - H65.21 Chronic serous otitis media, right ear
  - H65.22 Chronic serous otitis media, left ear
  - H65.23 Chronic serous otitis media, bilateral
- 5th H65.3 Chronic mucoid otitis media
  - Chronic mucinous otitis media
  - Chronic secretory otitis media
  - Chronic transudative otitis media
  - Glue ear
  - EXCLUDES1 *adhesive middle ear disease (H74.1)*
  - H65.30 Chronic mucoid otitis media, unspecified ear
  - H65.31 Chronic mucoid otitis media, right ear
  - H65.32 Chronic mucoid otitis media, left ear
  - H65.33 Chronic mucoid otitis media, bilateral
- 5th H65.4 Other chronic nonsuppurative otitis media
  - 6th H65.41 Chronic allergic otitis media
    - H65.411 Chronic allergic otitis media, right ear
    - H65.412 Chronic allergic otitis media, left ear
    - H65.413 Chronic allergic otitis media, bilateral
    - H65.419 Chronic allergic otitis media, unspecified ear
  - 6th H65.49 Other chronic nonsuppurative otitis media
    - Chronic exudative otitis media
    - Chronic nonsuppurative otitis media NOS
    - Chronic otitis media with effusion (nonpurulent)
    - Chronic seromucinous otitis media
    - H65.491 Other chronic nonsuppurative otitis media, right ear
    - H65.492 Other chronic nonsuppurative otitis media, left ear
    - H65.493 Other chronic nonsuppurative otitis media, bilateral
    - H65.499 Other chronic nonsuppurative otitis media, unspecified ear

5th H65.9 **Unspecified nonsuppurative otitis media**

Allergic otitis media NOS
Catarrhal otitis media NOS
Exudative otitis media NOS
Mucoid otitis media NOS
Otitis media with effusion (nonpurulent) NOS
Secretory otitis media NOS
Seromucinous otitis media NOS
Serous otitis media NOS
Transudative otitis media NOS

H65.90 **Unspecified nonsuppurative otitis media, unspecified ear**
H65.91 **Unspecified nonsuppurative otitis media, right ear**
H65.92 **Unspecified nonsuppurative otitis media, left ear**
H65.93 **Unspecified nonsuppurative otitis media, bilateral**

4th H66 **Suppurative and unspecified otitis media**

INCLUDES *suppurative and unspecified otitis media with myringitis*

Use additional code to identify:

exposure to environmental tobacco smoke (Z77.22)
exposure to tobacco smoke in the perinatal period (P96.81)
history of tobacco dependence (Z87.891)
occupational exposure to environmental tobacco smoke (Z57.31)
tobacco dependence (F17.-)
tobacco use (Z72.0)

5th H66.0 **Acute suppurative otitis media**

6th H66.00 **Acute suppurative otitis media without spontaneous rupture of ear drum**

H66.001 **Acute suppurative otitis media without spontaneous rupture of ear drum, right ear**

AHA: Q1 2016

H66.002 **Acute suppurative otitis media without spontaneous rupture of ear drum, left ear**
H66.003 **Acute suppurative otitis media without spontaneous rupture of ear drum, bilateral**
H66.004 **Acute suppurative otitis media without spontaneous rupture of ear drum, recurrent, right ear**
H66.005 **Acute suppurative otitis media without spontaneous rupture of ear drum, recurrent, left ear**
H66.006 **Acute suppurative otitis media without spontaneous rupture of ear drum, recurrent, bilateral**
H66.007 **Acute suppurative otitis media without spontaneous rupture of ear drum, recurrent, unspecified ear**
H66.009 **Acute suppurative otitis media without spontaneous rupture of ear drum, unspecified ear**

6th H66.01 Acute suppurative otitis media with spontaneous rupture of ear drum

H66.011 Acute suppurative otitis media with spontaneous rupture of ear drum, right ear

H66.012 Acute suppurative otitis media with spontaneous rupture of ear drum, left ear

H66.013 Acute suppurative otitis media with spontaneous rupture of ear drum, bilateral

H66.014 Acute suppurative otitis media with spontaneous rupture of ear drum, recurrent, right ear

H66.015 Acute suppurative otitis media with spontaneous rupture of ear drum, recurrent, left ear

H66.016 Acute suppurative otitis media with spontaneous rupture of ear drum, recurrent, bilateral

H66.017 Acute suppurative otitis media with spontaneous rupture of ear drum, recurrent, unspecified ear

H66.019 Acute suppurative otitis media with spontaneous rupture of ear drum, unspecified ear

5th H66.1 Chronic tubotympanic suppurative otitis media

Benign chronic suppurative otitis media

Chronic tubotympanic disease

Use additional code for any associated perforated tympanic membrane (H72.-)

H66.10 Chronic tubotympanic suppurative otitis media, unspecified

H66.11 Chronic tubotympanic suppurative otitis media, right ear

H66.12 Chronic tubotympanic suppurative otitis media, left ear

H66.13 Chronic tubotympanic suppurative otitis media, bilateral

5th H66.2 Chronic atticoantral suppurative otitis media

Chronic atticoantral disease

Use additional code for any associated perforated tympanic membrane (H72.-)

H66.20 Chronic atticoantral suppurative otitis media, unspecified ear

H66.21 Chronic atticoantral suppurative otitis media, right ear

H66.22 Chronic atticoantral suppurative otitis media, left ear

H66.23 Chronic atticoantral suppurative otitis media, bilateral

5th H66.3 Other chronic suppurative otitis media

Chronic suppurative otitis media NOS

Use additional code for any associated perforated tympanic membrane (H72.-)

EXCLUDES1 *tuberculous otitis media (A18.6)*

6th H66.3X Other chronic suppurative otitis media

H66.3X1 Other chronic suppurative otitis media, right ear

H66.3X2 Other chronic suppurative otitis media, left ear

H66.3X3 Other chronic suppurative otitis media, bilateral

H66.3X9 Other chronic suppurative otitis media, unspecified ear

5th H66.4 **Suppurative otitis media, unspecified**

Purulent otitis media NOS

Use additional code for any associated perforated tympanic membrane (H72.-)

H66.40 **Suppurative otitis media, unspecified, unspecified ear** CC/MCC Ex6

H66.41 **Suppurative otitis media, unspecified, right ear** CC/MCC Ex6

H66.42 **Suppurative otitis media, unspecified, left ear** CC/MCC Ex6

H66.43 **Suppurative otitis media, unspecified, bilateral** CC/MCC Ex6

5th H66.9 **Otitis media, unspecified**

Otitis media NOS

Acute otitis media NOS

Chronic otitis media NOS

Use additional code for any associated perforated tympanic membrane (H72.-)

H66.90 **Otitis media, unspecified, unspecified ear**

H66.91 **Otitis media, unspecified, right ear**

H66.92 **Otitis media, unspecified, left ear**

AHA: Q4 2020

H66.93 **Otitis media, unspecified, bilateral**

4th H67 **Otitis media in diseases classified elsewhere**

Code first underlying disease, such as:

plasminogen deficiency (E88.02)

viral disease NEC (B00-B34)

Use additional code for any associated perforated tympanic membrane (H72.-)

Excludes1 *otitis media in:*

influenza (J09.X9, J10.83, J11.83)

measles (B05.3)

scarlet fever (A38.0)

tuberculosis (A18.6)

H67.1 **Otitis media in diseases classified elsewhere, right ear**

H67.2 **Otitis media in diseases classified elsewhere, left ear**

H67.3 **Otitis media in diseases classified elsewhere, bilateral**

H67.9 **Otitis media in diseases classified elsewhere, unspecified ear**

- H68 Eustachian salpingitis and obstruction
  - H68.0 Eustachian salpingitis
    - H68.00 Unspecified Eustachian salpingitis
      - H68.001 Unspecified Eustachian salpingitis, right ear
      - H68.002 Unspecified Eustachian salpingitis, left ear
      - H68.003 Unspecified Eustachian salpingitis, bilateral
      - H68.009 Unspecified Eustachian salpingitis, unspecified ear
    - H68.01 Acute Eustachian salpingitis
      - H68.011 Acute Eustachian salpingitis, right ear
      - H68.012 Acute Eustachian salpingitis, left ear
      - H68.013 Acute Eustachian salpingitis, bilateral
      - H68.019 Acute Eustachian salpingitis, unspecified ear
    - H68.02 Chronic Eustachian salpingitis
      - H68.021 Chronic Eustachian salpingitis, right ear
      - H68.022 Chronic Eustachian salpingitis, left ear
      - H68.023 Chronic Eustachian salpingitis, bilateral
      - H68.029 Chronic Eustachian salpingitis, unspecified ear
  - H68.1 Obstruction of Eustachian tube
    - Stenosis of Eustachian tube
    - Stricture of Eustachian tube
    - H68.10 Unspecified obstruction of Eustachian tube
      - H68.101 Unspecified obstruction of Eustachian tube, right ear
      - H68.102 Unspecified obstruction of Eustachian tube, left ear
      - H68.103 Unspecified obstruction of Eustachian tube, bilateral
      - H68.109 Unspecified obstruction of Eustachian tube, unspecified ear

- H68.11 Osseous obstruction of Eustachian tube
  - H68.111 Osseous obstruction of Eustachian tube, right ear
  - H68.112 Osseous obstruction of Eustachian tube, left ear
  - H68.113 Osseous obstruction of Eustachian tube, bilateral
  - H68.119 Osseous obstruction of Eustachian tube, unspecified ear
- H68.12 Intrinsic cartilagenous obstruction of Eustachian tube
  - H68.121 Intrinsic cartilagenous obstruction of Eustachian tube, right ear
  - H68.122 Intrinsic cartilagenous obstruction of Eustachian tube, left ear
  - H68.123 Intrinsic cartilagenous obstruction of Eustachian tube, bilateral
  - H68.129 Intrinsic cartilagenous obstruction of Eustachian tube, unspecified ear
- H68.13 Extrinsic cartilagenous obstruction of Eustachian tube
  - Compression of Eustachian tube
  - H68.131 Extrinsic cartilagenous obstruction of Eustachian tube, right ear
  - H68.132 Extrinsic cartilagenous obstruction of Eustachian tube, left ear
  - H68.133 Extrinsic cartilagenous obstruction of Eustachian tube, bilateral
  - H68.139 Extrinsic cartilagenous obstruction of Eustachian tube, unspecified ear

H69 Other and unspecified disorders of Eustachian tube

- H69.0 Patulous Eustachian tube
  - H69.00 Patulous Eustachian tube, unspecified ear
  - H69.01 Patulous Eustachian tube, right ear
  - H69.02 Patulous Eustachian tube, left ear
  - H69.03 Patulous Eustachian tube, bilateral
- H69.8 Other specified disorders of Eustachian tube
  - H69.80 Other specified disorders of Eustachian tube, unspecified ear
  - H69.81 Other specified disorders of Eustachian tube, right ear
  - H69.82 Other specified disorders of Eustachian tube, left ear
  - H69.83 Other specified disorders of Eustachian tube, bilateral

5th H69.9 Unspecified Eustachian tube disorder

H69.90 Unspecified Eustachian tube disorder, unspecified ear

H69.91 Unspecified Eustachian tube disorder, right ear

H69.92 Unspecified Eustachian tube disorder, left ear

H69.93 Unspecified Eustachian tube disorder, bilateral

4th H70 Mastoiditis and related conditions

DEFINITION: Mastoiditis is a bacterial infection of the mastoid air cells in the inner and middle ear, usually caused by untreated acute otitis media (middle ear infection).

5th H70.0 Acute mastoiditis

Abscess of mastoid

Empyema of mastoid

6th H70.00 Acute mastoiditis without complications

H70.001 Acute mastoiditis without complications, right ear CC CC/MCC Exc

H70.002 Acute mastoiditis without complications, left ear CC CC/MCC Exc

H70.003 Acute mastoiditis without complications, bilateral CC CC/MCC Exc

H70.009 Acute mastoiditis without complications, unspecified ear CC CC/MCC Exc

6th H70.01 Subperiosteal abscess of mastoid

H70.011 Subperiosteal abscess of mastoid, right ear CC CC/MCC Exc

H70.012 Subperiosteal abscess of mastoid, left ear CC CC/MCC Exc

H70.013 Subperiosteal abscess of mastoid, bilateral CC CC/MCC Exc

H70.019 Subperiosteal abscess of mastoid, unspecified ear CC CC/MCC Exc

6th H70.09 Acute mastoiditis with other complications

H70.091 Acute mastoiditis with other complications, right ear CC CC/MCC Exc

H70.092 Acute mastoiditis with other complications, left ear CC CC/MCC Exc

H70.093 Acute mastoiditis with other complications, bilateral CC CC/MCC Exc

H70.099 Acute mastoiditis with other complications, unspecified ear CC CC/MCC Exc

5th H70.1 Chronic mastoiditis

Caries of mastoid

Fistula of mastoid

EXCLUDES *tuberculous mastoiditis (A18.03)*

H70.10 Chronic mastoiditis, unspecified ear CC/MCC Exc

H70.11 Chronic mastoiditis, right ear CC/MCC Exc

H70.12 Chronic mastoiditis, left ear CC/MCC Exc

H70.13 Chronic mastoiditis, bilateral CC/MCC Exc

5th H70.2 Petrositis

Inflammation of petrous bone

6th H70.20 Unspecified petrositis

H70.201 Unspecified petrositis, right ear CC/MCC Ex0

H70.202 Unspecified petrositis, left ear CC/MCC Ex0

H70.203 Unspecified petrositis, bilateral CC/MCC Ex0

H70.209 Unspecified petrositis, unspecified ear CC/MCC Ex0

6th H70.21 Acute petrositis

H70.211 Acute petrositis, right ear CC/MCC Ex0

H70.212 Acute petrositis, left ear CC/MCC Ex0

H70.213 Acute petrositis, bilateral CC/MCC Ex0

H70.219 Acute petrositis, unspecified ear CC/MCC Ex0

6th H70.22 Chronic petrositis

H70.221 Chronic petrositis, right ear CC/MCC Ex0

H70.222 Chronic petrositis, left ear CC/MCC Ex0

H70.223 Chronic petrositis, bilateral CC/MCC Ex0

H70.229 Chronic petrositis, unspecified ear CC/MCC Ex0

5th H70.8 Other mastoiditis and related conditions

EXCLUDES1 *preauricular sinus and cyst (Q18.1)*

sinus, fistula, and cyst of branchial cleft (Q18.0)

6th H70.81 Postauricular fistula

H70.811 Postauricular fistula, right ear CC/MCC Ex0

H70.812 Postauricular fistula, left ear CC/MCC Ex0

H70.813 Postauricular fistula, bilateral CC/MCC Ex0

H70.819 Postauricular fistula, unspecified ear CC/MCC Ex0

6th H70.89 Other mastoiditis and related conditions

H70.891 Other mastoiditis and related conditions, right ear CC/MCC Ex0

H70.892 Other mastoiditis and related conditions, left ear CC/MCC Ex0

H70.893 Other mastoiditis and related conditions, bilateral CC/MCC Ex0

H70.899 Other mastoiditis and related conditions, unspecified ear CC/MCC Ex0

5th H70.9 Unspecified mastoiditis

H70.90 Unspecified mastoiditis, unspecified ear CC/MCC Ex

H70.91 Unspecified mastoiditis, right ear CC/MCC Ex

H70.92 Unspecified mastoiditis, left ear CC/MCC Ex

H70.93 Unspecified mastoiditis, bilateral CC/MCC Ex

4th H71 Cholesteatoma of middle ear

Excludes1 *cholesteatoma of external ear (H60.4-)*

recurrent cholesteatoma of postmastoidectomy cavity (H95.0-)

5th H71.0 Cholesteatoma of attic

H71.00 Cholesteatoma of attic, unspecified ear

H71.01 Cholesteatoma of attic, right ear

H71.02 Cholesteatoma of attic, left ear

AHA: Q3 2021

H71.03 Cholesteatoma of attic, bilateral

5th H71.1 Cholesteatoma of tympanum

H71.10 Cholesteatoma of tympanum, unspecified ear

H71.11 Cholesteatoma of tympanum, right ear

H71.12 Cholesteatoma of tympanum, left ear

H71.13 Cholesteatoma of tympanum, bilateral

5th H71.2 Cholesteatoma of mastoid

H71.20 Cholesteatoma of mastoid, unspecified ear

H71.21 Cholesteatoma of mastoid, right ear

H71.22 Cholesteatoma of mastoid, left ear

AHA: Q3 2021

H71.23 Cholesteatoma of mastoid, bilateral

- H71.3 Diffuse cholesteatosis
  - H71.30 Diffuse cholesteatosis, unspecified ear
  - H71.31 Diffuse cholesteatosis, right ear
  - H71.32 Diffuse cholesteatosis, left ear
  - H71.33 Diffuse cholesteatosis, bilateral
- H71.9 Unspecified cholesteatoma
  - H71.90 Unspecified cholesteatoma, unspecified ear
  - H71.91 Unspecified cholesteatoma, right ear
  - H71.92 Unspecified cholesteatoma, left ear
  - H71.93 Unspecified cholesteatoma, bilateral

H72 Perforation of tympanic membrane

INCLUDES *persistent post-traumatic perforation of ear drum*
postinflammatory perforation of ear drum

Code first any associated otitis media (H65.-, H66.1-, H66.2-, H66.3-, H66.4-, H66.9-, H67.-)

EXCLUDES1 *acute suppurative otitis media with rupture of the tympanic membrane (H66.01-)*
traumatic rupture of ear drum (S09.2-)

- H72.0 Central perforation of tympanic membrane
  - H72.00 Central perforation of tympanic membrane, unspecified ear
  - H72.01 Central perforation of tympanic membrane, right ear
  - H72.02 Central perforation of tympanic membrane, left ear
  - H72.03 Central perforation of tympanic membrane, bilateral
- H72.1 Attic perforation of tympanic membrane

  Perforation of pars flaccida
  - H72.10 Attic perforation of tympanic membrane, unspecified ear
  - H72.11 Attic perforation of tympanic membrane, right ear
  - H72.12 Attic perforation of tympanic membrane, left ear
  - H72.13 Attic perforation of tympanic membrane, bilateral

5th H72.2 Other marginal perforations of tympanic membrane

6th H72.2X Other marginal perforations of tympanic membrane

H72.2X1 Other marginal perforations of tympanic membrane, right ear

H72.2X2 Other marginal perforations of tympanic membrane, left ear

H72.2X3 Other marginal perforations of tympanic membrane, bilateral

H72.2X9 Other marginal perforations of tympanic membrane, unspecified ear

5th H72.8 Other perforations of tympanic membrane

6th H72.81 Multiple perforations of tympanic membrane

H72.811 Multiple perforations of tympanic membrane, right ear

H72.812 Multiple perforations of tympanic membrane, left ear

H72.813 Multiple perforations of tympanic membrane, bilateral

H72.819 Multiple perforations of tympanic membrane, unspecified ear

6th H72.82 Total perforations of tympanic membrane

H72.821 Total perforations of tympanic membrane, right ear

H72.822 Total perforations of tympanic membrane, left ear

H72.823 Total perforations of tympanic membrane, bilateral

H72.829 Total perforations of tympanic membrane, unspecified ear

5th H72.9 Unspecified perforation of tympanic membrane

H72.90 Unspecified perforation of tympanic membrane, unspecified ear

H72.91 Unspecified perforation of tympanic membrane, right ear

H72.92 Unspecified perforation of tympanic membrane, left ear

H72.93 Unspecified perforation of tympanic membrane, bilateral

4th H73 Other disorders of tympanic membrane

5th H73.0 Acute myringitis

EXCLUDES1 *acute myringitis with otitis media (H65, H66)*

6th H73.00 Unspecified acute myringitis

Acute tympanitis NOS

H73.001 Acute myringitis, right ear

H73.002 Acute myringitis, left ear

H73.003 Acute myringitis, bilateral

H73.009 Acute myringitis, unspecified ear

- H73.01 Bullous myringitis
  - H73.011 Bullous myringitis, right ear
  - H73.012 Bullous myringitis, left ear
  - H73.013 Bullous myringitis, bilateral
  - H73.019 Bullous myringitis, unspecified ear
- H73.09 Other acute myringitis
  - H73.091 Other acute myringitis, right ear
  - H73.092 Other acute myringitis, left ear
  - H73.093 Other acute myringitis, bilateral
  - H73.099 Other acute myringitis, unspecified ear

H73.1 Chronic myringitis

Chronic tympanitis

EXCLUDES *chronic myringitis with otitis media (H65, H66)*

- H73.10 Chronic myringitis, unspecified ear
- H73.11 Chronic myringitis, right ear
- H73.12 Chronic myringitis, left ear
- H73.13 Chronic myringitis, bilateral

H73.2 Unspecified myringitis

- H73.20 Unspecified myringitis, unspecified ear
- H73.21 Unspecified myringitis, right ear
- H73.22 Unspecified myringitis, left ear
- H73.23 Unspecified myringitis, bilateral

H73.8 Other specified disorders of tympanic membrane

- H73.81 Atrophic flaccid tympanic membrane
  - H73.811 Atrophic flaccid tympanic membrane, right ear
  - H73.812 Atrophic flaccid tympanic membrane, left ear
  - H73.813 Atrophic flaccid tympanic membrane, bilateral
  - H73.819 Atrophic flaccid tympanic membrane, unspecified ear

6th H73.82 Atrophic nonflaccid tympanic membrane
- H73.821 Atrophic nonflaccid tympanic membrane, right ear
- H73.822 Atrophic nonflaccid tympanic membrane, left ear
- H73.823 Atrophic nonflaccid tympanic membrane, bilateral
- H73.829 Atrophic nonflaccid tympanic membrane, unspecified ear

6th H73.89 Other specified disorders of tympanic membrane
- H73.891 Other specified disorders of tympanic membrane, right ear
- H73.892 Other specified disorders of tympanic membrane, left ear
- H73.893 Other specified disorders of tympanic membrane, bilateral
- H73.899 Other specified disorders of tympanic membrane, unspecified ear

5th H73.9 Unspecified disorder of tympanic membrane
- H73.90 Unspecified disorder of tympanic membrane, unspecified ear
- H73.91 Unspecified disorder of tympanic membrane, right ear
- H73.92 Unspecified disorder of tympanic membrane, left ear
- H73.93 Unspecified disorder of tympanic membrane, bilateral

4th H74 Other disorders of middle ear mastoid

excludes *mastoiditis (H70.-)*

5th H74.0 Tympanosclerosis
- H74.01 Tympanosclerosis, right ear
- H74.02 Tympanosclerosis, left ear
- H74.03 Tympanosclerosis, bilateral
- H74.09 Tympanosclerosis, unspecified ear

5th H74.1 Adhesive middle ear disease

Adhesive otitis

excludes *glue ear (H65.3-)*
- H74.11 Adhesive right middle ear disease
- H74.12 Adhesive left middle ear disease
- H74.13 Adhesive middle ear disease, bilateral
- H74.19 Adhesive middle ear disease, unspecified ear

- H74.2 Discontinuity and dislocation of ear ossicles
  - H74.20 Discontinuity and dislocation of ear ossicles, unspecified ear
  - H74.21 Discontinuity and dislocation of right ear ossicles
  - H74.22 Discontinuity and dislocation of left ear ossicles
  - H74.23 Discontinuity and dislocation of ear ossicles, bilateral
- H74.3 Other acquired abnormalities of ear ossicles
  - H74.31 Ankylosis of ear ossicles
    - H74.311 Ankylosis of ear ossicles, right ear
    - H74.312 Ankylosis of ear ossicles, left ear
    - H74.313 Ankylosis of ear ossicles, bilateral
    - H74.319 Ankylosis of ear ossicles, unspecified ear
  - H74.32 Partial loss of ear ossicles
    - H74.321 Partial loss of ear ossicles, right ear
    - H74.322 Partial loss of ear ossicles, left ear
    - H74.323 Partial loss of ear ossicles, bilateral
    - H74.329 Partial loss of ear ossicles, unspecified ear
  - H74.39 Other acquired abnormalities of ear ossicles
    - H74.391 Other acquired abnormalities of right ear ossicles
    - H74.392 Other acquired abnormalities of left ear ossicles
    - H74.393 Other acquired abnormalities of ear ossicles, bilateral
    - H74.399 Other acquired abnormalities of ear ossicles, unspecified ear
- H74.4 Polyp of middle ear
  - H74.40 Polyp of middle ear, unspecified ear
  - H74.41 Polyp of right middle ear
  - H74.42 Polyp of left middle ear
  - H74.43 Polyp of middle ear, bilateral

5th H74.8 Other specified disorders of middle ear and mastoid

6th H74.8X Other specified disorders of middle ear and mastoid

H74.8X1 Other specified disorders of right middle ear and mastoid

H74.8X2 Other specified disorders of left middle ear and mastoid

H74.8X3 Other specified disorders of middle ear and mastoid, bilateral

H74.8X9 Other specified disorders of middle ear and mastoid, unspecified ear

5th H74.9 Unspecified disorder of middle ear and mastoid

H74.90 Unspecified disorder of middle ear and mastoid, unspecified ear

H74.91 Unspecified disorder of right middle ear and mastoid

H74.92 Unspecified disorder of left middle ear and mastoid

H74.93 Unspecified disorder of middle ear and mastoid, bilateral

4th H75 Other disorders of middle ear and mastoid in diseases classified elsewhere

Code first underlying disease

5th H75.0 Mastoiditis in infectious and parasitic diseases classified elsewhere

EXCLUDES1 *mastoiditis (in):*

syphilis (A52.77)

tuberculosis (A18.03)

H75.00 Mastoiditis in infectious and parasitic diseases classified elsewhere, unspecified ear

H75.01 Mastoiditis in infectious and parasitic diseases classified elsewhere, right ear

H75.02 Mastoiditis in infectious and parasitic diseases classified elsewhere, left ear

H75.03 Mastoiditis in infectious and parasitic diseases classified elsewhere, bilateral

5th H75.8 Other specified disorders of middle ear and mastoid in diseases classified elsewhere

H75.80 Other specified disorders of middle ear and mastoid in diseases classified elsewhere, unspecified ear

H75.81 Other specified disorders of right middle ear and mastoid in diseases classified elsewhere

H75.82 Other specified disorders of left middle ear and mastoid in diseases classified elsewhere

H75.83 Other specified disorders of middle ear and mastoid in diseases classified elsewhere, bilateral

Diseases of Inner ear (H80-H83)

4th H80 Otosclerosis

DEFINITION: Otosclerosis is abnormal bone growth around the ossicles (bones) of the inner ear, which disrupts hearing.

INCLUDES *Otospongiosis*

5th H80.0 **Otosclerosis involving oval window, nonobliterative**

- H80.00 **Otosclerosis involving oval window, nonobliterative, unspecified ear**
- H80.01 **Otosclerosis involving oval window, nonobliterative, right ear**
- H80.02 **Otosclerosis involving oval window, nonobliterative, left ear**
- H80.03 **Otosclerosis involving oval window, nonobliterative, bilateral**

5th H80.1 **Otosclerosis involving oval window, obliterative**

- H80.10 **Otosclerosis involving oval window, obliterative, unspecified ear**
- H80.11 **Otosclerosis involving oval window, obliterative, right ear**
- H80.12 **Otosclerosis involving oval window, obliterative, left ear**
- H80.13 **Otosclerosis involving oval window, obliterative, bilateral**

5th H80.2 **Cochlear otosclerosis**

Otosclerosis involving otic capsule

Otosclerosis involving round window

- H80.20 **Cochlear otosclerosis, unspecified ear**
- H80.21 **Cochlear otosclerosis, right ear**
- H80.22 **Cochlear otosclerosis, left ear**
- H80.23 **Cochlear otosclerosis, bilateral**

5th H80.8 **Other otosclerosis**

- H80.80 **Other otosclerosis, unspecified ear**
- H80.81 **Other otosclerosis, right ear**
- H80.82 **Other otosclerosis, left ear**
- H80.83 **Other otosclerosis, bilateral**

5th H80.9 Unspecified otosclerosis

H80.90 Unspecified otosclerosis, unspecified ear

H80.91 Unspecified otosclerosis, right ear

H80.92 Unspecified otosclerosis, left ear

H80.93 Unspecified otosclerosis, bilateral

4th H81 Disorders of vestibular function

EXCLUDES1 *epidemic vertigo (A88.1)*

vertigo NOS (R42)

5th H81.0 Ménière's disease

Labyrinthine hydrops

Ménière's syndrome or vertigo

H81.01 Ménière's disease, right ear

H81.02 Ménière's disease, left ear

H81.03 Ménière's disease, bilateral

H81.09 Ménière's disease, unspecified ear

5th H81.1 Benign paroxysmal vertigo

H81.10 Benign paroxysmal vertigo, unspecified ear

H81.11 Benign paroxysmal vertigo, right ear

H81.12 Benign paroxysmal vertigo, left ear

H81.13 Benign paroxysmal vertigo, bilateral

5th H81.2 Vestibular neuronitis

H81.20 Vestibular neuronitis, unspecified ear

H81.21 Vestibular neuronitis, right ear

H81.22 Vestibular neuronitis, left ear

H81.23 Vestibular neuronitis, bilateral

5th H81.3 Other peripheral vertigo

6th H81.31 Aural vertigo

H81.311 Aural vertigo, right ear

H81.312 Aural vertigo, left ear

H81.313 Aural vertigo, bilateral

H81.319 Aural vertigo, unspecified ear

6th H81.39 Other peripheral vertigo

Lermoyez' syndrome

Otogenic vertigo

Peripheral vertigo NOS

H81.391 Other peripheral vertigo, right ear

H81.392 Other peripheral vertigo, left ear

H81.393 Other peripheral vertigo, bilateral

H81.399 Other peripheral vertigo, unspecified ear

H81.4 Vertigo of central origin

AHA: Q4 2019

Central positional nystagmus

5th H81.8 Other disorders of vestibular function

6th H81.8X Other disorders of vestibular function

H81.8X1 Other disorders of vestibular function, right ear

H81.8X2 Other disorders of vestibular function, left ear

H81.8X3 Other disorders of vestibular function, bilateral

H81.8X9 Other disorders of vestibular function, unspecified ear

AHA: Q2 2022

5th H81.9 Unspecified disorder of vestibular function

Vertiginous syndrome NOS

H81.90 Unspecified disorder of vestibular function, unspecified ear

H81.91 Unspecified disorder of vestibular function, right ear

H81.92 Unspecified disorder of vestibular function, left ear

H81.93 Unspecified disorder of vestibular function, bilateral

4th H82 Vertiginous syndromes in diseases classified elsewhere

Code first underlying disease

EXCLUDES1 *epidemic vertigo (A88.1)*

H82.1 Vertiginous syndromes in diseases classified elsewhere, right ear

H82.2 Vertiginous syndromes in diseases classified elsewhere, left ear

H82.3 Vertiginous syndromes in diseases classified elsewhere, bilateral

H82.9 Vertiginous syndromes in diseases classified elsewhere, unspecified ear

4th H83 Other diseases of inner ear

5th H83.0 Labyrinthitis

H83.01 Labyrinthitis, right ear

H83.02 Labyrinthitis, left ear

H83.03 Labyrinthitis, bilateral

H83.09 Labyrinthitis, unspecified ear

5th H83.1 Labyrinthine fistula

H83.11 Labyrinthine fistula, right ear

H83.12 Labyrinthine fistula, left ear

H83.13 Labyrinthine fistula, bilateral

H83.19 Labyrinthine fistula, unspecified ear

5th H83.2 Labyrinthine dysfunction

Labyrinthine hypersensitivity

Labyrinthine hypofunction

Labyrinthine loss of function

6th H83.2X Labyrinthine dysfunction

H83.2X1 Labyrinthine dysfunction, right ear

H83.2X2 Labyrinthine dysfunction, left ear

H83.2X3 Labyrinthine dysfunction, bilateral

H83.2X9 Labyrinthine dysfunction, unspecified ear

5th H83.3 Noise effects on inner ear

Acoustic trauma of inner ear

Noise-induced hearing loss of inner ear

6th H83.3X Noise effects on inner ear

H83.3X1 Noise effects on right inner ear

H83.3X2 Noise effects on left inner ear

H83.3X3 Noise effects on inner ear, bilateral

H83.3X9 Noise effects on inner ear, unspecified ear

5th H83.8 Other specified diseases of inner ear

6th H83.8X Other specified diseases of inner ear

H83.8X1 Other specified diseases of right inner ear

H83.8X2 Other specified diseases of left inner ear

H83.8X3 Other specified diseases of inner ear, bilateral

H83.8X9 Other specified diseases of inner ear, unspecified ear

5th H83.9 Unspecified disease of inner ear

H83.90 Unspecified disease of inner ear, unspecified ear

H83.91 Unspecified disease of right inner ear

H83.92 Unspecified disease of left inner ear

H83.93 Unspecified disease of inner ear, bilateral

Other disorders of ear (H90-H94)

4th H90 **Conductive and sensorineural hearing loss**

excludes *deaf nonspeaking NEC (H91.3)*
deafness NOS (H91.9-)
hearing loss NOS (H91.9-)
noise-induced hearing loss (H83.3-)
ototoxic hearing loss (H91.0-)
sudden (idiopathic) hearing loss (H91.2-)

H90.0 **Conductive hearing loss, bilateral**

5th H90.1 **Conductive hearing loss, unilateral with unrestricted hearing on the contralateral side**

H90.11 **Conductive hearing loss, unilateral, right ear, with unrestricted hearing on the contralateral side**
H90.12 **Conductive hearing loss, unilateral, left ear, with unrestricted hearing on the contralateral side**

H90.2 **Conductive hearing loss, unspecified**

Conductive deafness NOS

H90.3 **Sensorineural hearing loss, bilateral**

5th H90.4 **Sensorineural hearing loss, unilateral with unrestricted hearing on the contralateral side**

H90.41 **Sensorineural hearing loss, unilateral, right ear, with unrestricted hearing on the contralateral side**
H90.42 **Sensorineural hearing loss, unilateral, left ear, with unrestricted hearing on the contralateral side**

H90.5 **Unspecified sensorineural hearing loss**

Central hearing loss NOS
Congenital deafness NOS
Neural hearing loss NOS
Perceptive hearing loss NOS
Sensorineural deafness NOS
Sensory hearing loss NOS

excludes *abnormal auditory perception (H93.2-)*
psychogenic deafness (F44.6)

H90.6 **Mixed conductive and sensorineural hearing loss, bilateral**

AHA: Q2 2015

5th H90.7 Mixed conductive and sensorineural hearing loss, unilateral with unrestricted hearing on the contralateral side

H90.71 Mixed conductive and sensorineural hearing loss, unilateral, right ear, with unrestricted hearing on the contralateral side

H90.72 Mixed conductive and sensorineural hearing loss, unilateral, left ear, with unrestricted hearing on the contralateral side

H90.8 Mixed conductive and sensorineural hearing loss, unspecified

5th H90.A Conductive and sensorineural hearing loss with restricted hearing on the contralateral side

6th H90.A1 Conductive hearing loss, unilateral, with restricted hearing on the contralateral side

H90.A11 Conductive hearing loss, unilateral, right ear with restricted hearing on the contralateral side

AHA: Q4 2016

H90.A12 Conductive hearing loss, unilateral, left ear with restricted hearing on the contralateral side

AHA: Q4 2016

6th H90.A2 Sensorineural hearing loss, unilateral, with restricted hearing on the contralateral side

H90.A21 Sensorineural hearing loss, unilateral, right ear, with restricted hearing on the contralateral side

AHA: Q4 2016

H90.A22 Sensorineural hearing loss, unilateral, left ear, with restricted hearing on the contralateral side

AHA: Q4 2016

6th H90.A3 Mixed conductive and sensorineural hearing loss, unilateral with restricted hearing on the contralateral side

H90.A31 Mixed conductive and sensorineural hearing loss, unilateral, right ear with restricted hearing on the contralateral side

AHA: Q4 2016

H90.A32 Mixed conductive and sensorineural hearing loss, unilateral, left ear with restricted hearing on the contralateral side

AHA: Q4 2016

4th H91 Other and unspecified hearing loss

EXCLUDES *abnormal auditory perception (H93.2-)*

hearing loss as classified in H90.-

impacted cerumen (H61.2-)

noise-induced hearing loss (H83.3-)

psychogenic deafness (F44.6)

transient ischemic deafness (H93.01-)

5th H91.0 Ototoxic hearing loss

Code first poisoning due to drug or toxin, if applicable (T36-T65 with fifth or sixth character 1-4)

Use additional code for adverse effect, if applicable, to identify drug (T36-T50 with fifth or sixth character 5)

H91.01 Ototoxic hearing loss, right ear

H91.02 Ototoxic hearing loss, left ear

H91.03 Ototoxic hearing loss, bilateral

H91.09 Ototoxic hearing loss, unspecified ear

5th H91.1 Presbycusis

Presbyacusia

H91.10 Presbycusis, unspecified ear

H91.11 Presbycusis, right ear

H91.12 Presbycusis, left ear

H91.13 Presbycusis, bilateral

5th H91.2 Sudden idiopathic hearing loss

Sudden hearing loss NOS

H91.20 Sudden idiopathic hearing loss, unspecified ear

H91.21 Sudden idiopathic hearing loss, right ear

H91.22 Sudden idiopathic hearing loss, left ear

H91.23 Sudden idiopathic hearing loss, bilateral

H91.3 Deaf nonspeaking, not elsewhere classified

5th H91.8 Other specified hearing loss

6th H91.8X Other specified hearing loss

H91.8X1 Other specified hearing loss, right ear

H91.8X2 Other specified hearing loss, left ear

H91.8X3 Other specified hearing loss, bilateral

H91.8X9 Other specified hearing loss, unspecified ear

5th H91.9 Unspecified hearing loss

Deafness NOS

High frequency deafness

Low frequency deafness

H91.90 Unspecified hearing loss, unspecified ear

H91.91 Unspecified hearing loss, right ear

H91.92 Unspecified hearing loss, left ear

H91.93 Unspecified hearing loss, bilateral

4th H92 Otalgia and effusion of ear

5th H92.0 Otalgia

H92.01 Otalgia, right ear

H92.02 Otalgia, left ear

H92.03 Otalgia, bilateral

H92.09 Otalgia, unspecified ear

5th H92.1 Otorrhea

EXCLUDES1 *leakage of cerebrospinal fluid through ear (G96.0)*

H92.10 Otorrhea, unspecified ear

H92.11 Otorrhea, right ear

H92.12 Otorrhea, left ear

H92.13 Otorrhea, bilateral

5th H92.2 Otorrhagia

EXCLUDES1 *traumatic otorrhagia - code to injury*

H92.20 Otorrhagia, unspecified ear

H92.21 Otorrhagia, right ear

H92.22 Otorrhagia, left ear

H92.23 Otorrhagia, bilateral

- 4th H93 Other disorders of ear, not elsewhere classified
  - 5th H93.0 Degenerative and vascular disorders of ear
    - EXCLUDES1 *presbycusis (H91.1)*
    - 6th H93.01 Transient ischemic deafness
      - H93.011 Transient ischemic deafness, right ear
      - H93.012 Transient ischemic deafness, left ear
      - H93.013 Transient ischemic deafness, bilateral
      - H93.019 Transient ischemic deafness, unspecified ear
    - 6th H93.09 Unspecified degenerative and vascular disorders of ear
      - H93.091 Unspecified degenerative and vascular disorders of right ear
      - H93.092 Unspecified degenerative and vascular disorders of left ear
      - H93.093 Unspecified degenerative and vascular disorders of ear, bilateral
      - H93.099 Unspecified degenerative and vascular disorders of unspecified ear
  - 5th H93.1 Tinnitus
    - H93.11 Tinnitus, right ear
    - H93.12 Tinnitus, left ear
    - H93.13 Tinnitus, bilateral
    - H93.19 Tinnitus, unspecified ear
  - 5th H93.A Pulsatile tinnitus
    - H93.A1 Pulsatile tinnitus, right ear
      - AHA: Q2 2023, Q4 2016
    - H93.A2 Pulsatile tinnitus, left ear
      - AHA: Q4 2016
    - H93.A3 Pulsatile tinnitus, bilateral
      - AHA: Q4 2016
    - H93.A9 Pulsatile tinnitus, unspecified ear
      - AHA: Q4 2016

- H93.2 **Other abnormal auditory perceptions**
  - Excludes1 *auditory hallucinations (R44.0)*
  - H93.21 **Auditory recruitment**
    - H93.211 **Auditory recruitment, right ear**
    - H93.212 **Auditory recruitment, left ear**
    - H93.213 **Auditory recruitment, bilateral**
    - H93.219 **Auditory recruitment, unspecified ear**
  - H93.22 **Diplacusis**
    - H93.221 **Diplacusis, right ear**
    - H93.222 **Diplacusis, left ear**
    - H93.223 **Diplacusis, bilateral**
    - H93.229 **Diplacusis, unspecified ear**
  - H93.23 **Hyperacusis**
    - H93.231 **Hyperacusis, right ear**
    - H93.232 **Hyperacusis, left ear**
    - H93.233 **Hyperacusis, bilateral**
    - H93.239 **Hyperacusis, unspecified ear**
  - H93.24 **Temporary auditory threshold shift**
    - H93.241 **Temporary auditory threshold shift, right ear**
    - H93.242 **Temporary auditory threshold shift, left ear**
    - H93.243 **Temporary auditory threshold shift, bilateral**
    - H93.249 **Temporary auditory threshold shift, unspecified ear**
  - H93.25 **Central auditory processing disorder** CC/MCC Ex6
    - Congenital auditory imperception
    - Word deafness
    - Excludes1 *mixed receptive-expressive language disorder (F80.2)*

6th H93.29 Other abnormal auditory perceptions

H93.291 Other abnormal auditory perceptions, right ear

H93.292 Other abnormal auditory perceptions, left ear

H93.293 Other abnormal auditory perceptions, bilateral

H93.299 Other abnormal auditory perceptions, unspecified ear

5th H93.3 Disorders of acoustic nerve

Disorder of 8th cranial nerve

EXCLUDES1 *acoustic neuroma (D33.3)*

syphilitic acoustic neuritis (A52.15)

6th H93.3X Disorders of acoustic nerve

H93.3X1 Disorders of right acoustic nerve

H93.3X2 Disorders of left acoustic nerve

H93.3X3 Disorders of bilateral acoustic nerves

H93.3X9 Disorders of unspecified acoustic nerve

5th H93.8 Other specified disorders of ear

6th H93.8X Other specified disorders of ear

H93.8X1 Other specified disorders of right ear CC/MCC Ex6

H93.8X2 Other specified disorders of left ear CC/MCC Ex6

H93.8X3 Other specified disorders of ear, bilateral CC/MCC Ex6

H93.8X9 Other specified disorders of ear, unspecified ear CC/MCC Ex6

5th H93.9 Unspecified disorder of ear

H93.90 Unspecified disorder of ear, unspecified ear PDxIn

H93.91 Unspecified disorder of right ear PDxIn

H93.92 Unspecified disorder of left ear PDxIn

H93.93 Unspecified disorder of ear, bilateral PDxIn

4th H94 Other disorders of ear in diseases classified elsewhere

5th H94.0 Acoustic neuritis in infectious and parasitic diseases classified elsewhere

Code first underlying disease, such as:

parasitic disease (B65-B89)

EXCLUDES *acoustic neuritis (in):*

herpes zoster (B02.29)

syphilis (A52.15)

H94.00 Acoustic neuritis in infectious and parasitic diseases classified elsewhere, unspecified ear

H94.01 Acoustic neuritis in infectious and parasitic diseases classified elsewhere, right ear

H94.02 Acoustic neuritis in infectious and parasitic diseases classified elsewhere, left ear

H94.03 Acoustic neuritis in infectious and parasitic diseases classified elsewhere, bilateral

5th H94.8 Other specified disorders of ear in diseases classified elsewhere

Code first underlying disease, such as:

congenital syphilis (A50.0)

EXCLUDES *aural myiasis (B87.4)*

syphilitic labyrinthitis (A52.79)

H94.80 Other specified disorders of ear in diseases classified elsewhere, unspecified ear

H94.81 Other specified disorders of right ear in diseases classified elsewhere

H94.82 Other specified disorders of left ear in diseases classified elsewhere

H94.83 Other specified disorders of ear in diseases classified elsewhere, bilateral

Intraoperative and postprocedural complications and disorders of ear and mastoid process, not elsewhere classified (H95)

- H95 Intraoperative and postprocedural complications and disorders of ear and mastoid process, not elsewhere classified
  - H95.0 Recurrent cholesteatoma of postmastoidectomy cavity
    - H95.00 Recurrent cholesteatoma of postmastoidectomy cavity, unspecified ear CC/MCC Ex0
    - H95.01 Recurrent cholesteatoma of postmastoidectomy cavity, right ear CC/MCC Ex0
    - H95.02 Recurrent cholesteatoma of postmastoidectomy cavity, left ear CC/MCC Ex0
    - H95.03 Recurrent cholesteatoma of postmastoidectomy cavity, bilateral ears CC/MCC Ex0
  - H95.1 Other disorders of ear and mastoid process following mastoidectomy
    - H95.11 Chronic inflammation of postmastoidectomy cavity
      - H95.111 Chronic inflammation of postmastoidectomy cavity, right ear CC/MCC Ex0
      - H95.112 Chronic inflammation of postmastoidectomy cavity, left ear CC/MCC Ex0
      - H95.113 Chronic inflammation of postmastoidectomy cavity, bilateral ears CC/MCC Ex0
      - H95.119 Chronic inflammation of postmastoidectomy cavity, unspecified ear CC/MCC Ex0
    - H95.12 Granulation of postmastoidectomy cavity
      - H95.121 Granulation of postmastoidectomy cavity, right ear CC/MCC Ex0
      - H95.122 Granulation of postmastoidectomy cavity, left ear CC/MCC Ex0
      - H95.123 Granulation of postmastoidectomy cavity, bilateral ears CC/MCC Ex0
      - H95.129 Granulation of postmastoidectomy cavity, unspecified ear CC/MCC Ex0
    - H95.13 Mucosal cyst of postmastoidectomy cavity
      - H95.131 Mucosal cyst of postmastoidectomy cavity, right ear CC/MCC Ex0
      - H95.132 Mucosal cyst of postmastoidectomy cavity, left ear CC/MCC Ex0
      - H95.133 Mucosal cyst of postmastoidectomy cavity, bilateral ears CC/MCC Ex0
      - H95.139 Mucosal cyst of postmastoidectomy cavity, unspecified ear CC/MCC Ex0
    - H95.19 Other disorders following mastoidectomy
      - H95.191 Other disorders following mastoidectomy, right ear CC/MCC Ex0
      - H95.192 Other disorders following mastoidectomy, left ear CC/MCC Ex0
      - H95.193 Other disorders following mastoidectomy, bilateral ears CC/MCC Ex0
      - H95.199 Other disorders following mastoidectomy, unspecified ear CC/MCC Ex0

5th H95.2 Intraoperative hemorrhage and hematoma of ear and mastoid process complicating a procedure

EXCLUDES1 *intraoperative hemorrhage and hematoma of ear and mastoid process due to accidental puncture or laceration during a procedure (H95.3-)*

H95.21 Intraoperative hemorrhage and hematoma of ear and mastoid process complicating a procedure on the ear and mastoid process CC CC/MCC Ex0

H95.22 Intraoperative hemorrhage and hematoma of ear and mastoid process complicating other procedure CC CC/MCC Ex0

5th H95.3 Accidental puncture and laceration of ear and mastoid process during a procedure

H95.31 Accidental puncture and laceration of the ear and mastoid process during a procedure on the ear and mastoid process CC CC/MCC Ex0

H95.32 Accidental puncture and laceration of the ear and mastoid process during other procedure CC CC/MCC Ex0

5th H95.4 Postprocedural hemorrhage of ear and mastoid process following a procedure

H95.41 Postprocedural hemorrhage of ear and mastoid process following a procedure on the ear and mastoid process CC CC/MCC Ex0

H95.42 Postprocedural hemorrhage of ear and mastoid process following other procedure CC CC/MCC Ex0

5th H95.5 Postprocedural hematoma and seroma of ear and mastoid process following a procedure

H95.51 Postprocedural hematoma of ear and mastoid process following a procedure on the ear and mastoid process CC CC/MCC Ex0

H95.52 Postprocedural hematoma of ear and mastoid process following other procedure CC CC/MCC Ex0

H95.53 Postprocedural seroma of ear and mastoid process following a procedure on the ear and mastoid process CC CC/MCC Ex0

H95.54 Postprocedural seroma of ear and mastoid process following other procedure CC CC/MCC Ex0

5th H95.8 Other intraoperative and postprocedural complications and disorders of the ear and mastoid process, not elsewhere classified

EXCLUDES1 *postprocedural complications and disorders following mastoidectomy (H95.0-, H95.1-)*

6th H95.81 Postprocedural stenosis of external ear canal

H95.811 Postprocedural stenosis of right external ear canal CC CC/MCC Ex0

H95.812 Postprocedural stenosis of left external ear canal CC CC/MCC Ex0

H95.813 Postprocedural stenosis of external ear canal, bilateral CC CC/MCC Ex0

H95.819 Postprocedural stenosis of unspecified external ear canal CC CC/MCC Ex0

H95.88 Other intraoperative complications and disorders of the ear and mastoid process, not elsewhere classified CC CC/MCC Ex0

Use additional code, if applicable, to further specify disorder

H95.89 Other postprocedural complications and disorders of the ear and mastoid process, not elsewhere classified CC CC/MCC Ex0

Use additional code, if applicable, to further specify disorder

Chapter 9: Diseases of the Circulatory System (I00-I99)

Chapter-Specific Coding Guidelines

I.C.9. Chapter 9: Diseases of the Circulatory System (I00-I99)

a. Hypertension

The classification presumes a causal relationship between hypertension and heart involvement and between hypertension and kidney involvement, as the two conditions are linked by the term "with" in the Alphabetic Index. These conditions should be coded as related even in the absence of provider documentation explicitly linking them, unless the documentation clearly states the conditions are unrelated.

For hypertension and conditions not specifically linked by relational terms such as "with," "associated with" or "due to" in the classification, provider documentation must link the conditions in order to code them as related.

1) Hypertension with Heart Disease

Hypertension with heart conditions **classified to I50.-, Heart failure, I51.4, Myocarditis, unspecified, I51.89, Other ill-defined heart diseases, and I51.9, Heart disease, unspecified, is assigned to a code from category I11, Hypertensive heart disease. Use additional code(s) from category I50, Heart failure, or I51, Complications and ill-defined descriptions of heart disease, to identify the heart condition.**

Hypertension with heart conditions classified to I51.5, Myocardial degeneration, or I51.7, Cardiomegaly, is assigned to a code from category I11, Hypertensive heart disease. No additional code is assigned to identify the specific heart condition.

The same heart conditions (I50.-, I51.4-I51.7, I51.89, I51.9) with hypertension are coded separately if the provider has documented they are unrelated to the hypertension. **The applicable hypertension code I10, Essential (primary) hypertension, or a code from category I15, Secondary hypertension, should be assigned.** Sequence according to the circumstances of the admission/encounter.

2) Hypertensive Chronic Kidney Disease

Assign codes from category I12, Hypertensive chronic kidney disease, when both hypertension and a condition classifiable to category N18, Chronic kidney disease (CKD), are present. CKD should not be coded as hypertensive if the provider indicates the CKD is not related to the hypertension.

The appropriate code from category N18 should be used as a secondary code with a code from category I12 to identify the stage of chronic kidney disease.

See Section I.C.14. Chronic kidney disease.

If a patient has hypertensive chronic kidney disease and acute renal failure, the acute renal failure should also be coded. Sequence according to the circumstances of the admission/encounter.

3) Hypertensive Heart and Chronic Kidney Disease

The codes in category I13, Hypertensive heart and chronic kidney disease, are combination codes that include hypertension, heart disease and chronic kidney disease. Assign codes from combination category I13, Hypertensive heart and chronic kidney disease, when there is hypertension with both heart and **chronic kidney disease**. If heart failure is present, assign an additional code from category I50 to identify the type of heart failure.

The appropriate code from category N18, Chronic kidney disease, should be used as a secondary code with a code from category I13 to identify the stage of chronic kidney disease.

See Section I.C.14. Chronic kidney disease.

The Includes note at I13 specifies that the conditions included at I11 and I12 are included together in I13. If a patient has hypertension, heart disease and chronic kidney disease, then a code from I13 should be used, not codes from I11 or I12.

For patients with both acute renal failure and chronic kidney disease, the acute renal failure should also be coded. Sequence according to the circumstances of the admission/encounter.

4) **Hypertensive Cerebrovascular Disease**
For hypertensive cerebrovascular disease, first assign the appropriate code from categories I60-I69, followed by the appropriate hypertension code.

5) **Hypertensive Retinopathy**
Subcategory H35.0, Background retinopathy and retinal vascular changes, should be used along with a code from categories I10 – I15, in the Hypertensive diseases section, to include the systemic hypertension. The sequencing is based on the reason for the encounter.

6) **Hypertension, Secondary**
Secondary hypertension is due to an underlying condition. Two codes are required: one to identify the underlying etiology and one from category I15 to identify the hypertension. Sequencing of codes is determined by the reason for admission/encounter.

7) **Hypertension, Transient**
Assign code R03.0, Elevated blood pressure reading without diagnosis of hypertension, unless patient has an established diagnosis of hypertension. Assign code O13.-, Gestational [pregnancy-induced] hypertension without significant proteinuria, or O14.-, Pre-eclampsia, for transient hypertension of pregnancy.

8) **Hypertension, Controlled**
This diagnostic statement usually refers to an existing state of hypertension under control by therapy. Assign the appropriate code from categories I10-I15, Hypertensive diseases.

9) **Hypertension, Uncontrolled**
Uncontrolled hypertension may refer to untreated hypertension or hypertension not responding to current therapeutic regimen. In either case, assign the appropriate code from categories I10- I15, Hypertensive diseases.

10) **Hypertensive Crisis**
Assign a code from category I16, Hypertensive crisis, for documented hypertensive urgency, hypertensive emergency or unspecified hypertensive crisis. Code also any identified hypertensive disease (I10-I15). The sequencing is based on the reason for the encounter.

11) **Pulmonary Hypertension**
Pulmonary hypertension is classified to category I27, Other pulmonary heart diseases. For secondary pulmonary hypertension (I27.1, I27.2-), code also any associated conditions or adverse effects of drugs or toxins. The sequencing is based on the reason for the encounter, except for adverse effects of drugs (See Section I.C.19.e.).

12) **Hypertension, Resistant**
Resistant hypertension refers to blood pressure of a patient with hypertension that remains above goal in spite of the use of antihypertensive medications. Assign code I1A.0, Resistant hypertension, as an additional code when apparent treatment resistant hypertension, treatment resistant hypertension, or true resistant hypertension is documented by the provider. A code for the specific type of existing hypertension is sequenced first, if known.

b. Atherosclerotic Coronary Artery Disease and Angina

ICD-10-CM has combination codes for atherosclerotic heart disease with angina pectoris. The subcategories for these codes are I25.11, Atherosclerotic heart disease of native coronary artery with angina pectoris and I25.7, Atherosclerosis of coronary artery bypass graft(s) and coronary artery of transplanted heart with angina pectoris.

When using one of these combination codes it is not necessary to use an additional code for angina pectoris. A causal relationship can be assumed in a patient with both atherosclerosis and angina pectoris, unless the documentation indicates the angina is due to something other than the atherosclerosis.

If a patient with coronary artery disease is admitted due to an acute myocardial infarction (AMI), the AMI should be sequenced before the coronary artery disease.

See Section I.C.9. Acute myocardial infarction (AMI).

c. Intraoperative and Postprocedural Cerebrovascular Accident

Medical record documentation should clearly specify the cause- and- effect relationship between the medical intervention and the cerebrovascular accident in order to assign a code for intraoperative or postprocedural cerebrovascular accident.

Proper code assignment depends on whether it was an infarction or hemorrhage and whether it occurred intraoperatively or postoperatively. If it was a cerebral hemorrhage, code assignment depends on the type of procedure performed.

d. Sequelae of Cerebrovascular Disease

1) Category I69, Sequelae of Cerebrovascular disease

Category I69 is used to indicate conditions classifiable to categories I60-I67 as the causes of sequela (neurologic deficits), themselves classified elsewhere. These "late effects" include neurologic deficits that persist after initial onset of conditions classifiable to categories I60-I67. The neurologic deficits caused by cerebrovascular disease may be present from the onset or may arise at any time after the onset of the condition classifiable to categories I60-I67.

Codes from category I69, Sequelae of cerebrovascular disease, that specify hemiplegia, hemiparesis and monoplegia identify whether the dominant or nondominant side is affected. Should the affected side be documented, but not specified as dominant or nondominant, and the classification system does not indicate a default, code selection is as follows:

- For ambidextrous patients, the default should be dominant.
- If the left side is affected, the default is non-dominant.
- If the right side is affected, the default is dominant.

2) Codes from category I69 with codes from I60-I67

Codes from category I69 may be assigned on a health care record with codes from I60-I67, if the patient has a current cerebrovascular disease and deficits from an old cerebrovascular disease.

3) Codes from category I69 and Personal history of transient ischemic attack (TIA) and cerebral infarction (Z86.73)

Codes from category I69 should not be assigned if the patient does not have neurologic deficits.

See Section I.C.21.4. History (of) for use of personal history codes

e. Acute myocardial infarction (AMI)

1) Type 1 ST elevation myocardial infarction (STEMI) and non-ST elevation myocardial infarction (NSTEMI)

The ICD-10-CM codes for type 1 acute myocardial infarction (AMI) identify the site, such as anterolateral wall or true posterior wall. Subcategories I21.0-I21.2 and code I21.3 are used for type 1 ST elevation myocardial infarction (STEMI). Code I21.4, Non-ST elevation (NSTEMI) myocardial infarction, is used for type 1 non-ST elevation myocardial infarction (NSTEMI) and nontransmural MIs.

If a type 1 NSTEMI evolves to STEMI, assign the STEMI code. If a type 1 STEMI converts to NSTEMI due to thrombolytic therapy, it is still coded as STEMI.

For encounters occurring while the myocardial infarction is equal to, or less than, four weeks old, including transfers to another acute setting or a postacute setting, and the myocardial infarction meets the definition for "other diagnoses" (see Section III, Reporting Additional Diagnoses), codes from category I21 may continue to be reported. For encounters after the 4 week time frame and the patient is still receiving care related to the myocardial infarction, the appropriate aftercare code should be assigned, rather than a code from category I21. For old or healed myocardial infarctions not requiring further care, code I25.2, Old myocardial infarction, may be assigned.

2) Acute myocardial infarction, unspecified

Code I21.9, Acute myocardial infarction, unspecified, is the default for unspecified acute myocardial infarction or unspecified type. If only type 1 STEMI or transmural MI without the site is documented, assign code I21.3, ST elevation (STEMI) myocardial infarction of unspecified site.

3) AMI documented as nontransmural or subendocardial but site provided

If an AMI is documented as nontransmural or subendocardial, but the site is provided, it is still coded as a subendocardial AMI.

See Section I.C.21.3. for information on coding status post administration of tPA in a different facility within the last 24 hours.

4) Subsequent acute myocardial infarction

A code from category I22, Subsequent ST elevation (STEMI) and non-ST elevation (NSTEMI) myocardial infarction, is to be used when a patient who has suffered a type 1 or unspecified AMI has a new AMI within the 4 week time frame of the initial AMI. A code from category I22 must be used in conjunction with a code from category I21. The sequencing of the I22 and I21 codes depends on the circumstances of the encounter.

Do not assign code I22 for subsequent myocardial infarctions other than type 1 or unspecified. For subsequent type 2 AMI assign only code I21.A1. For subsequent type 4 or type 5 AMI, assign only code I21.A9.

If a subsequent myocardial infarction of one type occurs within 4 weeks of a myocardial infarction of a different type, assign the appropriate codes from category I21 to identify each type. Do not assign a code from I22. Codes from category I22 should only be assigned if both the initial and subsequent myocardial infarctions are type 1 or unspecified.

5) **Other Types of Myocardial Infarction**

The ICD-10-CM provides codes for different types of myocardial infarction. Type 1 myocardial infarctions are assigned to codes I21.0-I21.4.

Type 2 myocardial infarction (myocardial infarction due to demand ischemia or secondary to ischemic imbalance) is assigned to code I21.A1, Myocardial infarction type 2 with the underlying cause coded first, if applicable. Do not assign code I24.8**9**, Other forms of acute ischemic heart disease, for the demand ischemia.

If a type 2 AMI is described as NSTEMI or STEMI, only assign code I21.A1. Codes I21.01-I21.4 should only be assigned for type 1 AMIs.

Acute myocardial infarctions type 3, 4a, 4b, 4c and 5 are assigned to code I21.A9, Other myocardial infarction type.

The "Code also" and "Code first" notes should be followed related to complications, and for coding of postprocedural myocardial infarctions during or following cardiac surgery.

6) **Myocardial Infarction with Coronary Microvascular Dysfunction**

Coronary microvascular dysfunction (CMD) is a condition that impacts the microvasculature by restricting microvascular flow and increasing microvascular resistance. Code I21.B, Myocardial infarction with coronary microvascular dysfunction, is assigned for myocardial infarction with coronary microvascular disease, myocardial infarction with coronary microvascular dysfunction, and myocardial infarction with non-obstructive coronary arteries (MINOCA) with microvascular disease.

Anatomy of the Cardiovascular System

Introduction

The human vascular system comprises a series of tubes (which are known as vessels) that travel in almost all parts of the human body. It is categorized into the blood vascular system and the lymphatic vascular system.

1. Blood Vascular System

The blood vascular system (Figure 9.a) includes the heart and blood vessels required to facilitate the circulation of the colored fluid (blood) inside the body.

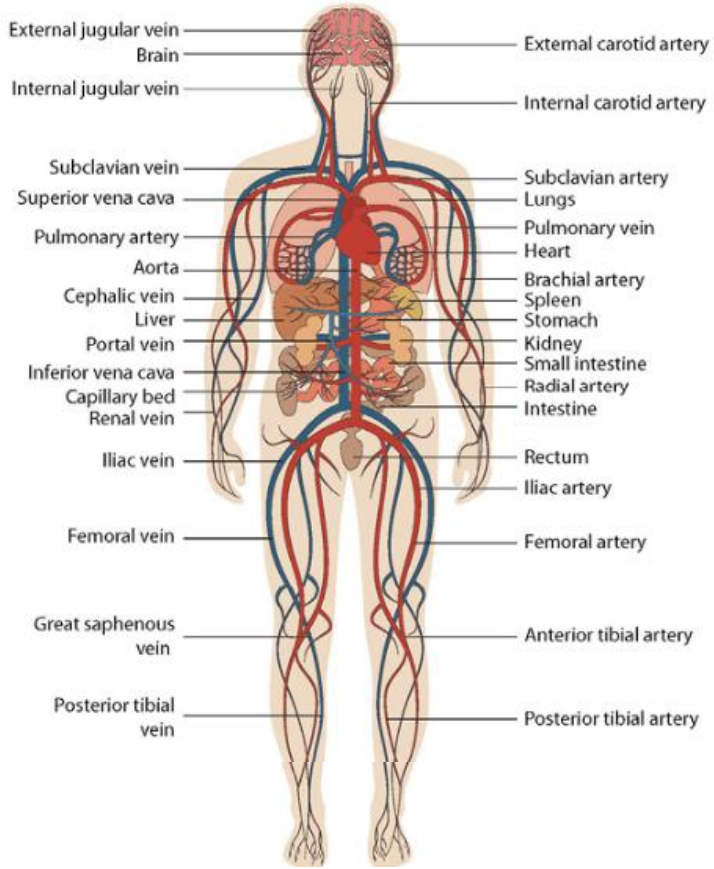

Figure 9.a Blood Vascular System - Arteries and Veins

a) **The Structure of Arteries**

The arteries possess stronger and thicker walls than the corresponding veins and are based on the following components:

i) Tunica Intima
ii) Tunica Media
iii) Tunica Externa

b) **The Structure of Veins**

The veins have a similar structure as that of the arteries. The components of a typical vein are described below:

i) Tunica Intima
ii) Tunica Media
iii) Tunica Externa

c) **The Blood**

The blood is considered a uniquely specialized connective tissue that is composed of the formed elements (or the blood cells) and the fluid portion (or plasma). The formed elements of blood are based on the red blood cells (RBCs or erythrocytes), the white blood cells (WBCs or leukocytes) and the platelets (or thrombocytes). The blood contributes to about 8% of total body weight. The quantity of blood in an average human varies between 5 to 6 liters. The elements of blood are categorized as follows:

d) **Erythrocytes or Red Blood Cells**

The red blood cells are the most common type of blood cells that contribute to about 95% of the blood cell volume.

e) **Leukocytes or White Blood Cells**

The white blood cells can be divided into the following subcategories:

f) **Granular Leukocytes:**

The granular leukocytes contain granules in their cytoplasm and can be further classified into the following three types:

i) neutrophils constitute about 60% to 70% of the white blood cells.
ii) eosinophils constitute about 2% to 4% of the white blood cells.
iii) basophils constitute about 0.5% to 1% of the white blood cells.

g) **Agranular Leukocytes**

The agranular leukocytes do not contain granules in their cytoplasm and can be further classified into the following two types:

i) monocytes constitute about 3% to 8% of the white blood cells.
ii) lymphocytes constitute about 20% to 25% of the white blood cells.

h) **Thrombocytes or Platelets**

The platelets are small cell fragments that do not contain nucleus in their cytoplasm.

i) **Blood Plasma**

The plasma is the fluid component of blood in which the blood cells usually remain suspended. The blood plasma is composed of 91% water, 7% proteins, and 2% solutes.

2. Lymph Vascular System

The lymph vascular system includes the lymph glands and lymphatic vessels for circulating the colorless fluid (lymph) throughout the human body. Both of the blood vascular and the lymph vascular systems work in close association with each other for sustaining the human life cycle.

3. The Thoracic Cavity

The thoracic cavity is enclosed by the thoracic wall and primarily contains the structures of the cardiovascular and respiratory systems.

a) **The Pericardium**

The heart and the roots of the great vessels are contained within the conical and fibro-serous sac, which is known as the pericardium. It is composed of two closely connected sacs, which are known as the fibrous pericardium (or the outer sac) and the serous pericardium (the inner sac).

b) **The Heart**

The heart is a hollow muscular organ that remains enclosed in the fibro-serous sac (or the pericardium) and is regarded as the central organ of the cardiovascular system. It lies between the lungs in the middle mediastinum and receives blood from the veins.

4. The Chambers of the Heart

The human heart is based on the following four chambers (Figure 9.b):

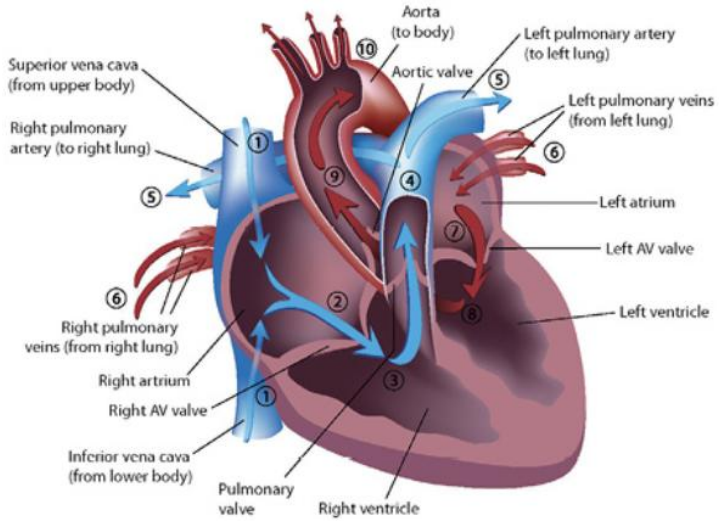

Figure 9.b Chambers of the Heart

a) **The Right Atrium:** The right border of the human heart is formed by the right atrium. The superior vena cava, inferior vena cava and coronary sinus provide venous blood supply to the right atrium of the heart.
The right atrium contains the following elements inside it:
   i) Sinus Venarum
   ii) Pectinate Muscles
   iii) Opening of Superior Vena Cava
   iv) Opening of Inferior Vena Cava
   v) Opening of Coronary Sinus
   vi) The Right Atrioventricular Orifice
   vii) Interatrial Septum

b) **The Right Ventricle:** The inferior border of the human heart is constituted by the right ventricle.

c) **The Left Atrium:** The left atrium chiefly constitutes the base of the heart and utilizes the mitral valve to pump the oxygenated blood received from the pulmonary veins into the left ventricle of the heart. The interior of the left atrium is based on the following components:
   i) Two superior and two inferior pulmonary veins that enter the posterior wall of the left atrium.
   ii) A posteriorly directed interatrial septum that separates the right atrium from the left atrium of the heart.
   iii) A smooth walled portion and a muscular auricle containing pectinate muscles.
   iv) A comparatively thicker wall than the corresponding right atrium.
   v) A left atrioventricular orifice that facilitates the discharge of oxygenated blood into the left ventricle.

d) **The Left Ventricle:** The left ventricle pumps the oxygenated blood (through the aortic valve) to the whole body through the aorta. The interior of the left ventricle is based on the following elements:
   i) a double-leaflet/dual-flap mitral (bicuspid or left atrioventricular) valve, which is located between the left atrium and ventricle for guarding the left atrioventricular orifice.
   ii) walls of the left ventricle, which are comparatively thicker than the corresponding right ventricle.
   iii) conical cavity of the left ventricle that is comparatively longer than the corresponding right ventricle.
   iv) anterior and posterior left ventricular papillary muscles that get attached to the cusps of the mitral valve through the tendinous cords (or the chordae tendineae).
   v) aortic vestibule, which is a smooth-walled, nonmuscular, superoanterior outflow portion of the left ventricle that lies inferior to the aortic orifice and possesses fibrous walls.
   vi) aortic orifice (or opening) is an opening of the left ventricle into the aorta. This valve is usually tricuspid (with three leaflets) and located posterior to the left side of the sternum at the level of the third intercostal space.
   vii) inner surface of the left ventricle gives rise to the irregular, rounded and thick muscular ridges that are termed as the trabeculae carneae.

5. **The Cardiac Cycle**

The cardiac cycle is based on the synchronous pumping of the right and left chambers of the heart.

a) **The Arterial Supply of the Heart:** The heart is supplied by the following arteries:
   i) right coronary artery (RCA)
   ii) sino-atrial nodal artery
   iii) right marginal artery
   iv) posterior interventricular artery
   v) atrioventricular nodal artery
   vi) left coronary artery
   vii) anterior interventricular artery (or Left Anterior Descending Artery)
   viii) circumflex artery
   ix) left marginal artery
   x) posterior interventricular artery

b) **The Arteries:** The major types of arteries are:
   i) pulmonary arteries- pulmonary arteries carry the oxygen deficient blood from the heart to the lungs for attaining oxygen.
   ii) systemic arteries- systemic arteries transport the oxygenated blood to the rest of the body.

c) **The Aorta:** The aorta is divided into the following components:
   i) ascending aorta
   ii) arch of aorta
   iii) descending aorta

d) **The Thoracic Aorta**
   i) aortic intercostal arteries (nine pairs)
   ii) left bronchial arteries (two in number)
   iii) posterior mediastinal arteries
   iv) pericardial arteries
   v) superior phrenic arteries

e) **The Abdominal Aorta**

6. **The Arteries of the Head and Neck**

The major arteries that supply blood to the head and neck regions are the two common carotid arteries. These arteries travel through the neck and each one of them gets divided into the following branches:

a) **External Carotid Arteries**
b) **Ascending Pharyngeal Artery**
c) **Occipital Artery**
   i) muscular branches
   ii) sternocleidomastoid branch/sternocleidomastoid artery
   iii) auricular branch
   iv) meningeal or dural branch
   v) descending branch

d) **Posterior Auricular Artery**
   i) stylomastoid branch/stylomastoid artery
   ii) auricular branch
   iii) occipital branch

e) **Superior Thyroid Artery**
   i) hyoid branch
   ii) sternocleidomastoid branch/sternocleidomastoid artery
   iii) superior laryngeal branch/superior laryngeal artery
   iv) cricothyroid branch

f) **Lingual Artery**
   i) hyoid branch
   ii) dorsal lingual branches
   iii) sublingual branch/sublingual artery
   iv) deep lingual branch/deep lingual artery

g) **Facial (or External Maxillary) Artery**

Cervical Branches	Facial Branches
i) ascending palatine artery	i) inferior labial artery
ii) tonsillar branch	ii) superior labial artery
iii) glandular branches	iii) lateral nasal branch
iv) submental artery	iv) angular artery
v) muscular branches	v) muscular branches

7. The Internal Carotid Arteries

The internal carotid arteries are the direct continuation of the common carotid arteries. However, the other portions of these arteries extend into the following arterial branches:

a) **The petrous portion of the internal carotid arteries gives rise to the following branches:**
   i) caroticotympanic artery
   ii) artery of the pterygoid canal (or vidian artery)

b) **The cavernous portion of the internal carotid arteries gives rise to the following branches:**
   i) cavernous artery
   ii) hypophyseal artery
   iii) semilunar arterial branches
   iv) anterior meningeal artery
   v) ophthalmic artery

c) **Anterior Cerebral Artery**
   i) anteromedial ganglionic branches
   ii) inferior branches
   iii) ascending frontal branch
   iv) ascending parietal branch
   v) parietotemporal branch
   vi) temporal branches

e) **Posterior Communicating Artery**

f) **Anterior Choroidal Artery (or Choroid Artery)**

8. The Arteries of the Upper Extremity

The Subclavian Artery divides into the following branches:

a) **Vertebral Artery**

The vertebral artery is divided into the following branches:

Cervical Branches	Cranial Branches
i) spinal branches	i) posterior meningeal branch
ii) muscular branches	ii) posterior/dorsal spinal artery
	iii) anterior/ventral spinal artery
	iv) posterior inferior cerebellar artery
	v) medullary arteries

b) **Internal Thoracic (or Internal Mammary) Artery**
- i) pericardiacophrenic artery
- ii) anterior mediastinal arteries
- iii) pericardial branches
- iv) sternal branches
- v) anterior intercostal arteries
- vi) perforating branches
- vii) musculophrenic artery
- viii) superior epigastric artery

c) **Thyrocervical Trunk (or Thyroid Axis)**
- i) inferior thyroid artery
- ii) inferior laryngeal artery
- iii) esophageal branches
- iv) tracheal artery
- v) ascending cervical artery
- vi) muscular branches

d) **Suprascapular (or Transverse Scapular) Artery**
- i) suprasternal branch
- ii) acromial branch

e) **Transverse Cervical Artery (or Transverse Artery of Neck)**
- i) ascending branch
- ii) descending branch

f) **The costocervical trunk is the highest intercostal artery (superior intercostal), and it includes:**
   i) first posterior intercostal artery
   ii) second posterior intercostal artery
   iii) deep cervical artery
   iv) third arterial part

g) **Axillary Artery**
   i) first part
   ii) second part
   iii) third part

h) **Brachial Artery**
   i) muscular branches
   ii) human nutrient artery
   iii) profunda brachii artery (deep artery of the arm/superior profunda artery)
   iv) superior ulnar collateral artery (or inferior profunda artery)
   v) inferior ulnar collateral artery (or anastomotica magna artery)

i) **Radial Artery**

Branches of the Radial Artery in Forearm	Branches of the Radial Artery in Wrist	Branches of the Radial Artery in Hand
The Radial Recurrent Artery	The Posterior Radial Carpal Artery (The Dorsal Carpal Branch)	The Princeps Pollicis Artery
The Muscular (Arterial) Branches	The First Dorsal Metacarpal Artery	The Radialis Indicis Artery
The Anterior Radial Carpal Artery (The Volar Carpal Branch)		The Deep Palmar/Volar Arch
The Superficial Volar Artery (The Superficial Palmar Branch of Radial Artery)		The Palmar Interosseous (or Volar Metacarpal) Arteries
		The Perforating (Arterial) Branches
		The Recurrent (Arterial) Branches

j) **Ulnar Artery**

The ulnar artery originates from the brachial artery and runs along the medial aspect (or ulnar side) of the forearm. A tabular representation of the arterial branches of ulnar artery is provided below:

Branches of the Ulnar Artery in Forearm	Branches of the Ulnar Artery in Wrist	Branches of the Ulnar Artery in Hand
The Anterior Ulnar Recurrent Artery	The Volar Carpal Branch (or Anterior Ulnar Carpal Artery)	The Deep Volar Branch (or Profunda Branch)
The Posterior Ulnar Recurrent Artery	The Dorsal Carpal Branch (or Posterior Ulnar Carpal Artery)	The Superficial Volar Arch (or Superficial Palmar Arch)
The Common Interosseous Artery (divides into the following two branches) i) The Volar Interosseous Artery (or Anterior Interosseous Artery) ii) The Dorsal Interosseous Artery (or Posterior Interosseous Artery)		
The Muscular (Arterial) Branches		

9. Arteries of the Trunk

Arteries of the trunk are based on the following arteries:

a) **The Descending Aorta**
   i) thoracic aorta
   ii) abdominal aorta

b) **The Common Iliac Arteries**

c) **Internal Iliac (or Hypogastric) Artery**

The Anterior Trunk	The Posterior Trunk
The Superior Vesical Artery	The Iliolumbar Artery-with the following branches: i) The Lumbar (Arterial) Branch ii) The Iliac (Arterial) Branch
The Middle Vesical Artery	
The Inferior Vesical Artery	
The Middle Hemorrhoidal Artery	The Superior and Inferior Lateral Sacral Arteries
The Uterine Artery (In Female)	
The Vaginal Artery (In Female)	The Superior Gluteal Artery (or Gluteal Artery)-with the following branches: i) The Superficial (Arterial) Branch ii) The Deep (Arterial) Branch
The Obturator Artery	
The Internal Pudendal Artery (Internal Pubic Artery)-with the following branches: The Muscular (Arterial) Branches The Inferior Hemorrhoidal Artery The Perineal (or Superficial Perineal) Artery The Artery of the Urethral Bulb The Urethral Artery The Deep Artery of the Penis (or Artery to the Corpus Cavernosum) The Dorsal Artery of the Penis	
The Inferior Gluteal Artery (Sciatic Artery)-with the following branches: The Muscular (Arterial) Branches The Coccygeal (Arterial) Branches The Arteria Comitans Nervi Ischiadici The Anastomotic (Arterial) Branch The Articular (Arterial) Branch The Cutaneous (Arterial) Branches	

d) **The External Iliac Artery divides into the inferior epigastric artery, which includes:**
   i) muscular branches
   ii) cutaneous branches
   iii) external spermatic branch (in males) and artery of round ligament of uterus (in females)
   iv) pubic branch

e) **Deep Iliac Circumflex Artery**
   i) muscular branch
   ii) cutaneous branch

10. The Arteries of the Lower Extremity

a) **Femoral Artery**

The branches of the femoral artery are presented below in a tabular format:

The Branches of the Femoral Artery		
The Superficial Epigastric Artery		
The Superficial Iliac Circumflex Artery		
The Superficial External Pudendal Artery (or Superficial External Pubic Artery)		
The Deep External Pudendal Artery (or Deep External Pubic Artery)		
The Muscular (Arterial) Branches		
The Profunda Femoris Artery (or Deep Femoral Artery)		
Branches and Subordinate Branches of the Profunda Femoris Artery	The Lateral Femoral Circumflex Artery	
	Sub-Branches	The Ascending (Arterial) Branch
		The Descending (Arterial) Branch
		The Transverse (Arterial) Branch
	The Medial Femoral Circumflex Artery (or Internal Circumflex Artery)	
	Sub-Branches	The Superficial (Arterial) Branch
		The Deep (Arterial) Branch
		The Acetabular (Arterial) Branch
	The Perforating Arteries	
	Sub-Branches	The First Perforating Artery
		The Second Perforating Artery
		The Third Perforating Artery
	The Muscular (Arterial) Branches	
The Highest Genicular Artery (or Anastomotica Magna Artery)		
Branches of the Highest Genicular Artery	The Saphenous (Arterial) Branch	
	The Musculoarticular (Arterial) Branch	

b) **Popliteal Artery**

A tabular presentation of the branches of the popliteal artery is shown below:

Branches of the Popliteal Artery	
The Superior Muscular Branches	
The Sural Arteries (or Inferior Muscular Arteries)	
The Cutaneous Branches	
The Superior Genicular Arteries (or Superior Articular Arteries)	
Branches of the Superior Genicular Arteries	The Medial Superior Genicular Artery
	The Lateral Superior Genicular Artery
The Middle Genicular Artery (or Azygos Articular Artery)	
The Inferior Genicular Arteries (or Inferior Articular Arteries)	
Branches of the Inferior Genicular Arteries	The Medial Inferior Genicular Artery
	The Lateral Inferior Genicular Artery

c) **Anterior Tibial Artery**

i) Posterior Tibial Recurrent Artery
ii) Fibular Artery
iii) Anterior Tibial Recurrent Artery
iv) Muscular (Arterial) Branches
v) Anterior Medial Malleolar Artery (or Internal Malleolar Artery)
vi) Anterior Lateral Malleolar Artery (or External Malleolar Artery)

d) **Dorsalis Pedis Artery (or Dorsal Artery of Foot)**

A tabular presentation of the branches of the dorsalis pedis artery is shown below:

Branches of the Dorsalis Pedis Artery	
The lateral Tarsal Artery (or Tarsal Artery)	
The Medial Tarsal Arteries	
The Arcuate Artery (or Metatarsal Artery)	
Branches of Arcuate Artery	The Second Dorsal Metatarsal Artery
	The Third Dorsal Metatarsal Artery
	The Fourth Dorsal Metatarsal Artery
The First Dorsal Metatarsal Artery	
The Deep Plantar Artery (or Communicating Artery)	

e) **Posterior Tibial Artery**
The branching tree of the posterior tibial artery is presented below:

Branches of the Posterior Tibial Artery	
The Peroneal Artery	
Branches of Peroneal Artery	The Muscular (Arterial) Branches
	The Nutrient Artery of Fibula
	The Perforating Branch (or Anterior Peroneal Artery)
	The Communicating Branch of Peroneal Artery
	The Lateral Calcaneal Arteries (or External Calcaneal Arteries)
The Nutrient Artery of Tibia	
The Muscular Branches of the Posterior Tibial Artery	
The Posterior Medial Malleolar Artery (or Internal Malleolar Artery)	
The Communicating Branch of Posterior Tibial Artery	
The Medial Calcaneal Arteries (or Internal Calcaneal Arteries)	
The Medial Plantar Artery (or Internal Plantar Artery)	
The Lateral Plantar Artery (or External Plantar Artery)	

11. The Veins

The veins are the blood vessels that carry deoxygenated blood (Figure 9.c) from the body tissues towards the heart via capillaries. The veins can be categorized into the following classes:

a) **Pulmonary Veins**
The pulmonary veins carry oxygenated blood from the lungs to the left atrium of the heart. The pulmonary veins are of the following types:
i) right inferior pulmonary vein
ii) right superior pulmonary vein
iii) left inferior pulmonary vein
iv) left superior pulmonary vein

b) **Systemic Veins**
The systemic veins deliver deoxygenated blood from the body tissues to the right atrium of the human heart.

c) **Superficial (or Cutaneous) Veins**
The superficial veins are found immediately beneath the skin between the layers of the superficial fascia.

d) **Deep Veins**
The deep veins are located under the deep fascia with their corresponding arteries.

e) **Systemic Veins**
The systemic veins are divided into the following groups:
- i) veins of the heart
- ii) veins of the head and neck
- iii) veins of the upper extremity and thorax
- iv) veins of the lower extremity, abdomen, and pelvis

f) **Veins of the Heart**
- i) great cardiac vein
- ii) small cardiac vein
- iii) middle cardiac vein
- iv) posterior vein of the left ventricle
- v) oblique vein of the left atrium

g) **Veins of the Head and Neck**
- i) frontal vein (or supratrochlear vein)
- ii) supraorbital vein
- iii) angular vein
- iv) anterior facial vein (or facial vein)
- v) superficial temporal vein
- vi) parotid veins
- vii) articular veins (from temporomandibular joint)
- viii) anterior auricular veins
- ix) transverse facial veins
- x) internal maxillary vein
- xi) posterior facial vein (or temporomaxillary vein)
- xii) posterior auricular vein
- xiii) occipital vein

h) **Veins of the Neck**
- i) external jugular vein
- ii) posterior external jugular vein
- iii) anterior jugular vein
- iv) internal jugular vein
- v) vertebral vein
- vi) diploic veins
  - (a) frontal diploic vein
  - (b) anterior temporal diploic vein
  - (c) posterior temporal diploic vein
  - (d) occipital diploic vein

12. **Veins of the Brain**
    a) **External Cerebral Veins**
        i) superior cerebral veins
        ii) middle cerebral vein (or superficial sylvian vein)
        iii) inferior cerebral veins
    b) **Internal Cerebral Veins (or Deep Cerebral Veins)**
    c) **Terminal Vein**
    d) **Great Cerebral Veins (or Great Vein of Galen)**
    e) **Cerebellar Veins**
        i) superior cerebellar veins
        ii) inferior cerebellar veins
    f) **Ophthalmic and Emissary Veins**
        i) Ophthalmic veins are the veins that serve to perform the venous drainage of the orbit and pass through the superior orbital fissure to enter into the cavernous sinus.
        ii) superior ophthalmic veins
        iii) inferior ophthalmic veins
        iv) Emissary veins are those valveless veins that connect the dural venous sinuses with veins outside the cranium.
    g) **Sinuses of the Dura Mater**
        i) posterosuperior sinuses
        ii) superior sagittal sinus (or superior longitudinal sinus)
        iii) inferior sagittal sinus (or inferior sagittal sinus)
        iv) straight sinus (or tentorial sinus)
        v) transverse sinuses (or lateral sinuses)
    h) **Occipital Sinuses**
        i) anteroinferior sinuses
        ii) cavernous sinuses
        iii) intercavernous sinuses
        iv) superior petrosal sinuses
        v) inferior petrosal sinuses
        vi) basilar plexus (or transverse/basilar sinus)

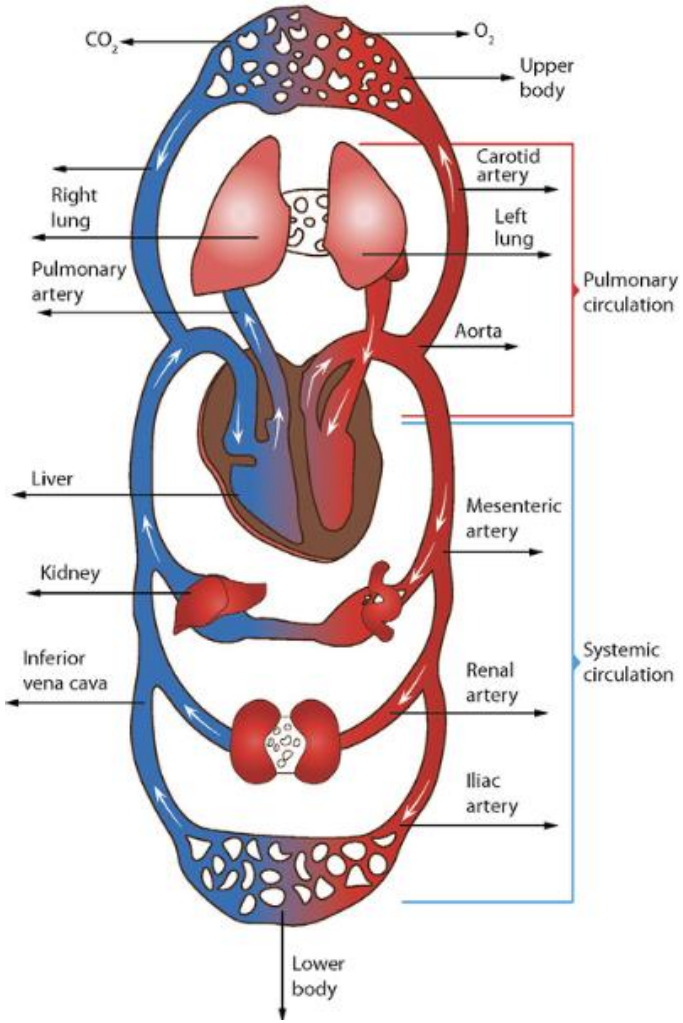

Figure 9.c Path of Oxygenated and De-oxygenated Blood Throughout the Circulatory System

13. Veins of the Upper Extremity, Thorax and Vertebral Column

The veins of the upper extremity are divided into the superficial and the deep veins.

a) **Superficial Veins of the Upper Extremity**
   i) cephalic vein (or antecubital vein)
   ii) accessory cephalic vein
   iii) median cubital vein (or median basilic vein/antecubital vein)
   iv) basilic vein
   v) median antebrachial vein
   vi) dorsal venous network of the hand
   vii) intercapitular veins
   viii) dorsal metacarpal veins
   ix) dorsal digital veins

b) **Deep Veins of the Upper Extremity**
   i) radial veins
   ii) ulnar veins
   iii) brachial veins
   iv) axillary veins
   v) subclavian veins
   vi) deep palmar venous arch

c) **Veins of the Thorax**
   i) innominate veins (or brachiocephalic veins)
   ii) internal mammary veins (or internal thoracic veins)
   iii) inferior thyroid veins
   iv) highest intercostal vein (or superior intercostal vein)
   v) right superior intercostal vein
   vi) left superior intercostal vein
   vii) superior vena cava
   viii) azygos vein
   ix) hemiazygos vein
   x) accessory hemiazygos vein (or vena azygos minor superior)
   xi) bronchial veins

d) **Veins of the Vertebral Column**
   i) external vertebral venous plexuses (or extraspinal veins)
   ii) anterior external vertebral plexuses
   iii) posterior external vertebral plexuses
   iv) internal vertebral venous plexus (or intraspinal veins)
   v) basivertebral veins
   vi) intervertebral veins
   vii) veins of the medulla spinalis (or veins of spinal cord)

14. Veins of the Lower Extremity, Abdomen, and Pelvis

The veins of the lower extremity are arranged into the following groups:

a) **Superficial Veins of the Lower Extremity**
   i) great saphenous vein
   ii) small saphenous vein (or lesser saphenous vein)

b) **Deep Veins of the Lower Extremity**
   i) posterior tibial veins
   ii) peroneal veins
   iii) tibioperoneal trunk
   iv) anterior tibial veins
   v) popliteal vein
   vi) femoral vein
   vii) deep femoral vein (or profunda femoris vein)
   viii) common femoral vein
   ix) external iliac vein

c) **Major Veins of Abdomen and Pelvis**
   i) ascending lumbar vein
   ii) left gastric vein
   iii) right gastric vein
   iv) left gastro-omental vein
   v) right gastro-omental vein
   vi) left hepatic vein
   vii) middle hepatic vein
   viii) right hepatic vein
   ix) superior mesenteric vein
   x) inferior phrenic veins
   xi) inferior vena cava
   xii) left renal vein
   xiii) right renal vein
   xiv) splenic vein
   xv) suprarenal veins
   xvi) deep dorsal vein of clitoris
   xvii) deep dorsal vein of penis
   xviii) external pudendal veins
   xix) internal pudendal vein
   xx) ovarian vein
   xxi) pampiniform venous plexus
   xxii) prostatic venous plexus
   xxiii) rectal venous plexus
   xxiv) uterine venous plexus
   xxv) vaginal venous plexus
   xxvi) common iliac veins
   xxvii) middle sacral veins
   xxviii) vesical venous plexus

15. The Portal System of Veins

The hepatic portal system of the veins is responsible for the portal circulation, which denotes the passage of blood from the gastrointestinal tract and spleen through the portal vein to the liver.
The tributaries and sub-tributaries of the portal vein are presented below:

The Tributaries and Subtributaries of the Portal Vein		
The Lienal Vein		
The Tributaries of Lienal Vein	The Short Gastric Veins	
	The Left Gastroepiploic Vein	
	The Pancreatic Veins	
	The Inferior Mesenteric Vein	
	The Tributaries of Inferior Mesenteric Vein	The Sigmoid Veins
		The Left Colic Vein
The Superior Mesenteric Vein		
The Tributaries of Superior Mesenteric Vein	The Right Gastroepiploic Vein	
	The Pancreaticoduodenal Veins	
The Coronary Vein		
The Pyloric Vein		
The Cystic Vein		
The Paraumbilical Veins		

Common Pathologies

Angina pectoris
Commonly known as angina, angina pectoris chest pain is due to ischemia of the heart muscle, generally due to obstruction or spasm of the coronary arteries. The main cause of angina pectoris is coronary artery disease, due to atherosclerosis of the arteries feeding the heart.

Cardiomyopathy
Cardiomyopathy is a chronic disease of the heart muscle, in which the muscle is abnormally enlarged, thickened, and/or stiffened. The weakened heart muscle loses the ability to pump blood effectively, resulting in irregular heartbeats (arrhythmias) and possibly even heart failure.

Rheumatic Heart Disease
Rheumatic heart disease is a condition in which permanent damage to heart valves is caused by rheumatic fever. The heart valve is damaged by a disease process that generally begins with a strep throat caused by bacteria called Streptococcus, and may eventually cause rheumatic fever.

Arrhythmia
An arrhythmia is an abnormal rate or rhythm of the heartbeat. It can beat too fast, too slow, or with an irregular rhythm. If the heartbeat is fast it is called tachycardia and if is too slow, it is referred to as bradycardia.

Congenital Heart Defects
Congenital heart defects are abnormalities in the morphological or physiological functioning of the heart that are present at the time of birth. The primary cause is the incomplete or abnormal development of the fetal heart during the early weeks of pregnancy.

Hypertension
Hypertension or high blood pressure is a condition that exists when the force of blood pressing against the blood vessel walls is too high. Over time, hypertension can cause a myriad of complications within the body (Figure 9.d).

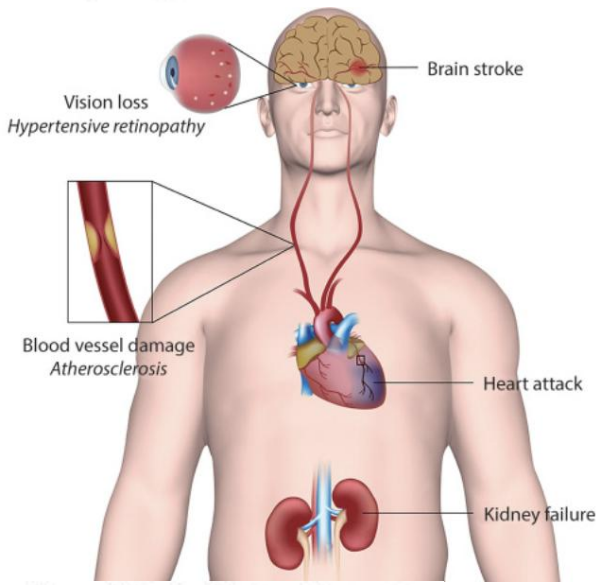

Figure 9.d Main Complications of Hypertension

Aortic Aneurysm
An aneurysm is an abnormal bulging or swelling of a portion of a blood vessel. The aorta, which can develop these abnormal bulges, is the large blood vessel that carries oxygen-rich blood away from the heart to the rest of the body.

Atherosclerosis
Atherosclerosis (Figure 9.e) is a disease of the arterial blood vessels (arteries), in which the walls of the blood vessels become thickened and hardened by "plaques." The plaques are composed of cholesterol and other lipids, inflammatory cells, and calcium deposits.

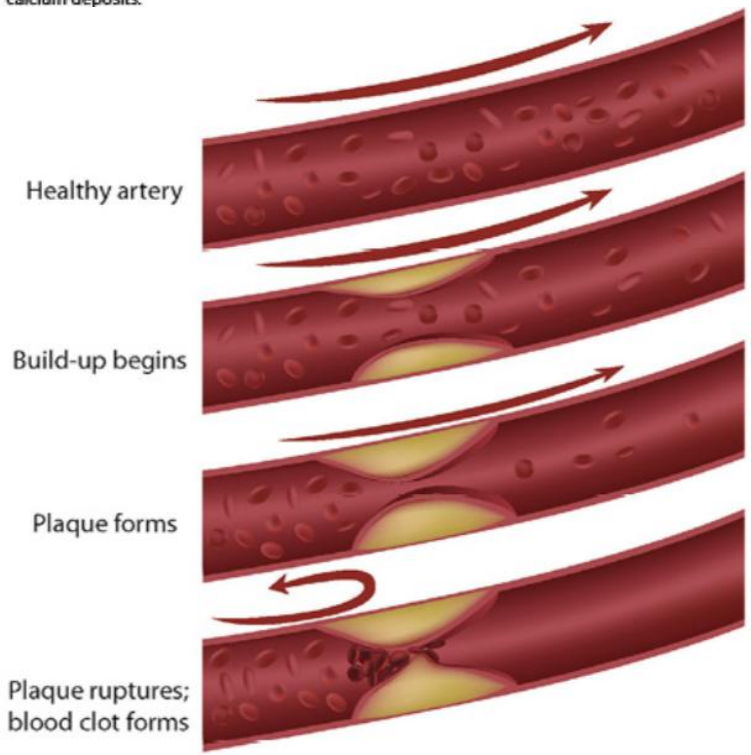

Figure 9.e Healthy Artery and Artery with Atherosclerosis

Deep Vein Thrombosis
Deep vein thrombosis (DVT) is a blood clot in a major vein that usually develops in the legs and/or pelvis.

Coronary Artery Disease
Coronary artery disease (CAD) is one of the common vascular diseases marked by accumulation of atherosclerotic plaque in the coronary blood vessels. As the plaque thickens, secondary changes may take place like enlargement of size and calcification that may lead to complete occlusion of the lumen of the coronary artery, resulting in inadequate supply of oxygen to the heart muscle.

Peripheral Vascular Disease
Peripheral vascular disease is a narrowing of blood vessels that restricts blood flow. It mostly occurs in the legs, but is sometimes seen in the arms.

Hypercholesterolemia
Hypercholesterolemia is the presence of high levels of cholesterol in the blood. It is a form of "hyperlipidemia" (elevated levels of lipids in the blood) and "hyperlipoproteinemia" (elevated levels of lipoproteins in the blood).

Lymphedema
A condition in which excess fluid collects in tissue and causes swelling. Lymphedema may occur in the arm or leg after lymph vessels or lymph nodes in the underarm or groin are removed.

Hodgkin's Lymphoma
This is a type of cancer of the lymphatic system. It can start almost anywhere in the body. It's believed to be caused by HIV, Epstein-Barr Syndrome, age, and family history.

Non-Hodgkin's Lymphoma
Non-Hodgkin's lymphoma is a cancer of the lymphoid system. It is divided into three types: high-grade, intermediate-grade and low-grade.

Lymphangitis
Lymphangitis is an inflammation of the lymphatics (lymph channels) due to an infection by a microbe or some chemical irritant. It occurs when an infection or inflammation occurs somewhere else and the microbe or the irritant is transported along with lymph fluid through the lymphatics.

Splenomegaly
Splenomegaly is a condition in which the spleen becomes enlarged, tender and painful. It can occur due to a number of reasons, ranging from certain infections to cancers.

Anatomy of the Lymphatic System

Introduction

The human lymphatic system (Figure 9.f) is closely linked with the blood and the vascular system. Both of these systems work in an intimate association with each other and transport vital fluids throughout the body via a system of vessels. The lymph capillaries and lymphatics are the special vessels that serve to transport a fluid (called lymph).

1. The Lymphatic System

The human lymphatic system consists of the following components:

a) The Lymph
b) The Lymph Vessels
c) The Lymph Nodes

The lymph nodes (or lymph glands) are oval structures that are found along the length of lymphatics at various intervals. The lymph trunk is a specific lymph vessel containing lymph. The various types of lymph trunks are:

i) jugular lymph trunk
ii) subclavian lymph trunk
iii) bronchomediastinal lymph trunk
iv) lumbar lymph trunk
v) intestinal lymph trunk

d) The Tonsils, Spleen, Thymus Gland and Peyer's Patches

The most important function of the lymphatic system is to drain the protein containing fluid from the tissue spaces. The entire lymphatics of the body converge into one of the following major channels:

i) thoracic duct (or the main collecting channel)
ii) right lymphatic duct

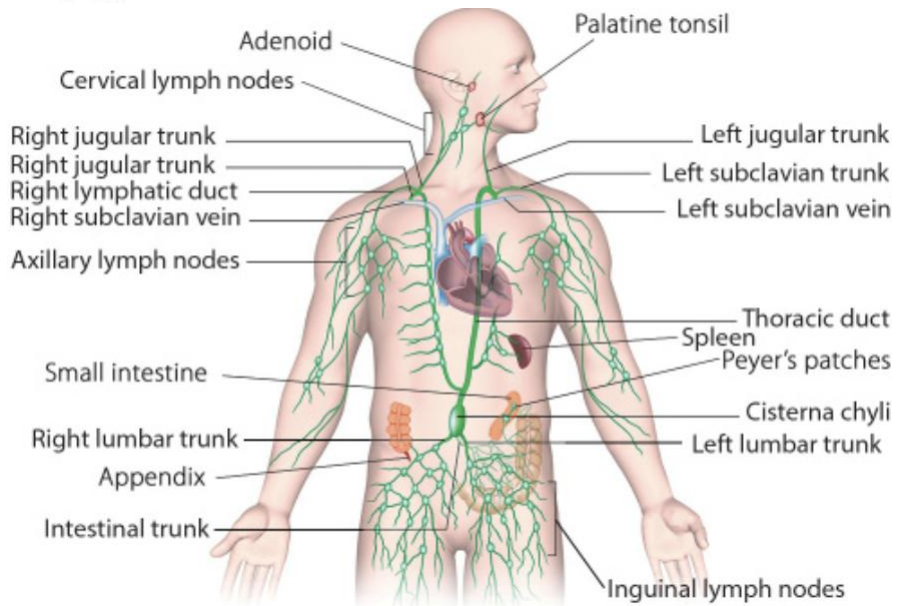

Figure 9.f Lymphatic System Anatomy

2. **Thoracic Duct**

The thoracic duct is the largest lymphatic vessel in the body and constitutes an essential part of the lymphatic system. It is also called the alimentary duct, chyliferous duct, left lymphatic duct or Van Hoorne's canal.

3. **Lymphatics of the Head, Face and Neck**

The entire lymph glands of the head are mostly extra-cranial, and arranged in the following groups:

a) **Occipital Lymph Glands**
The occipital lymph glands are two or three in number and located on the back of the head.

b) **Posterior Auricular Lymph Glands (or Mastoid Glands)**
The posterior auricular lymph glands are two in number and exist on the upper part of the sternomastoid muscle and mastoid portion of the temporal bone.

c) **Anterior Auricular Lymph Glands (or Superficial Parotid/Preauricular Glands)**
The superficial parotid glands are present on the lateral surface of the parotid gland.

d) **Parotid Lymph Glands (or Deep Parotid Glands)**
The parotid lymph glands remain embedded in the deeper portions of the parotid gland.

e) **Superficial Facial Lymph Glands**
The superficial facial lymph glands are based on several lymph glands in the region of face. However, the major ones are described below:
i) Infraorbital Lymph Glands (or Maxillary Glands): The infraorbital lymph glands remain scattered along the angle between the nose and cheek, and below the margin of the orbit.
ii) Buccinator Lymph Glands: The buccinator lymph glands are found on the superficial surface of the anterior part of buccinator muscle, opposite to the angle of the mouth.
iii) Supramandibular Lymph Glands: The supramandibular lymph glands lie on the outer surface of the mandible at the anterior border of the masseter muscle, between the external maxillary artery and the anterior facial vein.

f) **The Deep Facial Lymph Glands (or Internal Maxillary Glands)**
The deep facial lymph glands are found in association with the internal maxillary artery, on the outer surface of the external pterygoid muscle.

g) **The Lingual Lymph Glands**
The lingual lymph glands are based on two or three small nodules that exist on the lateral surfaces of the hypoglossal and genioglossus muscles.

h) **The Retropharyngeal Glands**
The retropharyngeal glands are located in the buccopharyngeal fascia behind the upper part of the pharynx.

4. **The Lymph Glands of the Neck**

The lymph glands of the neck are divided into the following major groups:

a) **The Submaxillary Glands**
The submaxillary glands are a pair of salivary glands located on each side under the body of the mandible.

b) **The Submental (or Suprahyoid Glands)**
The submental glands are located beneath the chin, and between the anterior bellies of the two digastric muscles.

c) **The Superficial Cervical Glands**
The superficial cervical glands remain embedded in the deep fascia along the course of the external jugular vein, and superficial to the sternomastoid muscle.

5. **The Anterior Cervical Glands**

The lymph glands of the anterior neck region are divisible into the following two groups:

a) **Superficial Anterior Cervical Lymph Glands**
The superficial anterior cervical lymph glands exist in association with the anterior jugular veins.

b) **Deep Anterior Cervical Lymph Glands**
The deep anterior cervical lymph glands are divisible into the following groups/types:
i) infrahyoid glands obtain lymph fluid from the region of epiglottis and transport it to the deep cervical glands.
ii) prelaryngeal gland obtains lymph from the anterior portion of the larynx, the isthmus, and the portions of the right and left lobes of the thyroid gland.
iii) pretracheal lymph glands are the numerous small nodules that follow the course of the inferior thyroid veins.
iv) paratracheal lymph glands lie in association with the branches of the superior and inferior thyroid arteries and the recurrent nerves.

c) **Deep Cervical Glands**
The deep cervical glands are the intercommunicating lymph vessels that remain positioned in the anterior and posterior triangles of the neck, and under the cover of the sternomastoid muscle. These glands are divisible into the following groups:
i) superior deep cervical glands are located under the cover of the sternomastoid muscle, and lie in close association with the accessory nerve and internal jugular vein.
ii) inferior deep cervical glands are located below the level of the omohyoid muscle.

d) Lymphatic vessels of the scalp are distributed in the soft tissue envelope of the frontal, temporoparietal and the occipital regions of the cranium.

e) Lymphatic Vessels of the Ear divide into upper and lateral portions of the auricle and terminate into the anterior auricular glands.

f) Lymphatic vessels of the face are more widely distributed than the scalp vessels.

6. Lymphatic Vessels of the Eyelids and Conjunctiva

The lymphatic vessels of the eyelids and conjunctiva form the following two groups:

a) **Medial Lymph Vessels**
The medial lymph vessels travel from the medial portions of the superior and inferior eyelids, and terminate to the submaxillary lymph glands.

b) **Lateral Lymph Vessels**
The lateral lymph vessels arise from the lateral parts of the eyelids, and terminate into the anterior auricular and the parotid lymph glands.

c) **Lymphatic Vessels of the Cheeks**
The superficial and deep lymphatic vessels of the cheeks usually communicate with the submaxillary glands.

d) **Lymphatic Vessels of the Lips**
The lymphatic vessels of the lips drain lymph fluid to the submental and submaxillary glands.

e) **Lymphatic Vessels of the Nose**
The lymphatic vessels from the external part of the nose drain lymph fluid to the anterior auricular and submaxillary glands.

f) **Lymphatic Vessels of the Nasal Cavities**
The lymphatic vessels from the anterior and posterior portions of the nasal cavities drain lymph fluid to the submaxillary, the retropharyngeal, and the superior deep cervical glands.

g) **Lymphatic Vessels of the Mouth**
The lymphatic vessels of the mouth can be divided into the following groups:

h) **Lymphatic Vessels of the Palatine Tonsil**
The lymphatic vessels of the palatine tonsil arise from the buccopharyngeal fascia and constrictor pharyngis superior and meet with the superior deep cervical glands.

i) **Lymphatic Vessels of the Tongue**
The lymphatic vessels of the tongue are divided into the following three groups:
i) anterior lymph vessels of the tongue drain lymph fluid from the tip and lower surface of the tongue to the submental glands.
ii) middle lymph vessels of the tongue drain lymph fluid from the anterior two third portion of the tongue to the submaxillary and medial superior deep cervical glands.
iii) posterior lymph vessels of the tongue drain lymph fluid from the portion of the tongue, which lies in the anterior wall of pharynx.

j) **Lymphatic Vessels of the Gums**
The lymph vessels of the anterior portion of mandibular gum drain lymph fluid to the submandibular gland. The lymph vessels from the inner portion of the mandibular gum also drain lymph fluid to the submaxillary glands.

k) **Lymphatic Vessels of the Teeth**
The lymph vessels of the teeth and mandible transport lymph fluid to the sub maxillary or the superior deep cervical glands.

7. The Lymphatics of the Upper Extremity

The lymph glands of the upper extremity are divisible into the following two groups:

a) **The Superficial Lymph Gland**

The superficial lymph glands of the upper extremity are of the following types:

i) supratrochlear lymph glands are situated above the medial epicondyle of humerus, and drain lymph fluid from the middle, ring and little fingers, and the portions of the hand and forearm.
ii) deltoideopectoral lymph glands are located in the groove between the pectoralis major and deltoid muscles.

b) **The Deep Lymph Glands**

The deep lymph glands are chiefly found in the axillary region, where they constitute several constant as well as variable groups.

i) lateral group of axillary lymph glands lies along the line of the great axillary vessels. These glands drain lymph fluid from the greater part of the upper extremity to the central and inferior deep cervical glands.
ii) anterior group of axillary lymph glands travels from third to sixth intercostal space, along the line of the lateral thoracic artery.
iii) posterior group of axillary lymph glands lies along the posterior wall of axilla, and follow the course of the subscapular vessels.
iv) central group of axillary lymph glands are located in the central part of the axilla, and along the line of the intercostobrachial nerve.
v) infra-clavicular group of axillary lymph glands is found between the upper border of the pectoralis minor muscle and the clavicle, along the medial side of the axillary artery.

c) **The Lymphatic Vessels of the Upper Extremity**

The lymphatic vessels of the upper extremity are divisible into the following two groups:

i) superficial lymph vessels of the upper extremity are located in the skin and subcutaneous tissues, and commence in the cutaneous plexuses on the volar aspects of the fingers and hand.
ii) deep lymph vessels of the upper extremity follow the course of the deeper blood vessels in the regions of the forearm and hand.

8. Lymphatics of the Lower Extremity:

The lymph glands of the lower extremity are divisible into the following groups:

a) **The Superficial Lymph Glands**

superficial lymph glands are found in the superficial fascia in subinguinal and inguinal regions. These glands are separable into the following groups:

i) inguinal lymph glands are located above the level of the inguinal ligament.
ii) superficial sublingual lymph glands are divisible into the proximal and distal groups.

b) **Deep Lymph Glands**

The deep lymph glands of the inferior extremity are divided into the following two groups:

i) popliteal lymph glands are located in the popliteal fossa.
ii) deep sublingual lymph glands are located in the femoral trigone.

c) **Lymphatic Vessels of the Lower Extremity**

The lymphatic vessels of the lower extremity are based on the following two groups:

i) superficial lymphatic vessels are located in the superficial fascia and divided into vessels of the medial group arises on the tibial side and dorsum of the foot, and terminates in the distal group of superficial subinguinal glands and vessels of the lateral group commences from the fibular side of the foot.
ii) deep lymphatic vessels of the lower extremity follow the course of the deep blood vessels, and terminate into the deep subinguinal and hypogastric glands.

9. The Lymphatics of the Abdomen and Pelvis

The lymph glands of the abdomen and pelvis are divisible into parietal lymph glands and visceral lymph glands.

a) **External Iliac Glands**

The external iliac group of glands pertains to the pelvic region, located along the course of the external iliac vessels, and constitutes the lateral, intermediate and medial chains.

b) **Common Iliac Glands:**

The common iliac glands of the pelvis are located on the sides of the common iliac artery and below the bifurcation of aorta.

c) **Epigastric Glands**

The epigastric glands of the anterior abdominal wall are divisible into the following types:

i) superior epigastric gland is located in the superficial fascia of the median part of the epigastric region.
ii) inferior epigastric glands are located along the course of the inferior epigastric artery.

d) **Circumflex Iliac Glands**
The circumflex iliac glands of the anterior abdominal wall follow the course of the deep circumflex iliac artery in the lateral aspect of groin.

e) **Hypogastric Glands**
The hypogastric glands of the pelvis are located along the course of the hypogastric vessels.
i) gluteal lymph glands
ii) pubo-gluteal lymph glands
iii) middle hemorrhoidal gland
iv) inter-iliac glands
v) obturator gland

f) **Sacral Glands**
The sacral lymph glands of the pelvis are located along the anterior aspect of sacrum, between the anterior sacral foramina.

g) **Lumbar Glands**
The lumbar lymph glands are located behind the peritoneum of the posterior wall of the abdomen. The lumbar lymph glands are further separable into the following groups:
i) right lateral aortic glands
ii) left lateral aortic glands
iii) preaortic glands
iv) retroaortic glands

h) **Superior Gastric Glands**
The superior gastric glands exist in association with the left gastric artery and constitute the following subdivisions:
i) anterior left gastric glands (or lower coronary glands)
ii) right paracardial glands
iii) left paracardial glands
iv) posterior paracardial glands
v) posterior left gastric glands (or upper coronary glands)
vi) right gastric gland (or pyloric gland)
vii) left suprapancreatic glands
viii) right suprapancreatic glands
ix) subpyloric glands
x) biliary lymph glands

i) **Inferior Gastric Glands (or Right Gastroepiploic Glands)**
The inferior gastric glands are associated with the greater curvature of the stomach and follow the course of the right gastroepiploic artery.

j) **Hepatic Glands**
The hepatic lymph glands exist in the region of porta hepatis (or transverse fissure of the liver), between the layers of the lesser omentum.

k) **Pancreaticolienal Glands (or Splenic Glands)**
The pancreaticolienal glands are positioned in relation to the posterior surface and upper border of pancreas, and follow the course of the lienal (or splenic) artery.

l) **Mesenteric Glands**
The mesenteric lymph glands are located between the layers of the mesentery.

m) **Ileocolic glands**
The ileocolic glands are located around the ileocolic artery and form the following major groups:
i) ileal glands
ii) anterior ileocolic glands
iii) posterior ileocolic glands
iv) right colic glands

n) **Mesocolic Glands**
The mesocolic glands exist in close association with the transverse colon.

o) **Inferior Mesenteric Glands**
The inferior mesenteric glands are located on the branches of the left colic and sigmoid arteries, the superior hemorrhoidal artery, and the muscular coat of the rectum.

10. **The Lymphatic Vessels of the Abdominal Viscera and the Superior and Posterior Walls of the Abdomen**
    a) Lymphatic Vessels of the Abdominal Part of the Alimentary Canal
    b) Lymphatic Vessels of the Stomach
    c) Lymphatic Vessels of the Duodenum
    d) Lymphatic Vessels of the Jejunum and Ileum (or the Lacteals)
    e) Lymphatic Vessels of the Cecum, Vermiform Process, and the Ascending Colon
    f) Lymphatic Vessels of the Right Colic Flexure and the Transverse Colon
    g) Lymphatic Vessels of the Left Colic Flexure, Descending Colon, Iliac Colon, and Pelvic Colon
    h) Lymphatic Vessels of the Liver
    i) Lymphatic Vessels of the Gall Bladder
    j) Lymphatic Vessels of the Pancreas
    k) Lymphatic Vessels of the Spleen
    l) Lymphatic Vessels of the Kidneys
    m) Lymphatic Vessels of the Ureters
    n) Lymphatic Vessels of the Suprarenal Glands
    o) Lymphatic Vessels of the Diaphragm

11. **The Lymphatic Vessels of the Pelvic Viscera**
    a) lymphatic Vessels of the Male Urethra
    b) Lymphatic Vessels of the Prostate
    c) Lymphatic Vessels of the Female Urethra
    d) Lymphatic Vessels of the Seminal Vesicle
    e) Lymphatic Vessels of the Ductus Deferens
    f) Lymphatic Vessels of the Urinary Bladder
    g) Lymphatic Vessels of the Ureter
    h) Lymphatic Vessels of the Vagina
    i) Lymphatic Vessels of the Uterus
    j) Lymphatic Vessels of the Uterine Tube
    k) Lymphatic Vessels of the Ovaries
    l) Lymphatic Vessels of the Testis and Epididymis
    m) Lymphatic Vessels of the Anus, Anal Canal and Rectum

12. **The Lymphatics of the Thorax**

    The Lymph Glands of the thorax are separable into the following groups:

    a) **Sternal Lymph Glands**
    The sternal lymph glands are located at the margins of the sternum along the side of the internal mammary artery.

    b) **Intercostal Lymph Glands**
    The intercostal lymph glands are situated in the posterior portions of the intercostal spaces (in relation to the intercostal vessels), and in front of the heads of the ribs.

    c) **Anterior Mediastinal Lymph Glands**
    The anterior mediastinal lymph glands are located in the lower portion of the anterior mediastinum, and the anterior part of the superior mediastinal cavity.

    d) **Posterior Mediastinal Lymph Glands**
    The posterior mediastinal lymph glands exist along the thoracic part of the esophagus and the descending thoracic aorta.

    e) **Bronchial Lymph Glands**
    The bronchial lymph glands lie along the walls of the intrathoracic of the trachea, the bronchi and their intrapulmonary branches. These glands are further categorized into the following groups:
        i) tracheobronchial lymph glands
        ii) lymph glands of the bifurcation (or intertracheobronchial lymph glands)
        iii) bronchopulmonary lymph glands
        iv) pulmonary lymph glands

13. The Lymphatic Vessels of the Thorax

These vessels are divisible into the following groups:

a) **Intercostal Lymph Vessels**
b) **Lymph Vessels of the Diaphragm**
c) **Lymphatic Vessels of the Contents of the Thorax**

The lymphatic vessels of the contents of the thorax are divisible into the following groups:

i) lymph vessels of the heart
ii) lymph vessels of the pericardium
iii) lymph vessels of the thymus
iv) lymph vessels of the thoracic part of esophagus
v) lymph vessels of the pleura
vi) lymph vessels of the lungs

Diseases of the circulatory system (I00-I99)

EXCLUDES *certain conditions originating in the perinatal period (P04-P96)*

certain infectious and parasitic diseases (A00-B99)

complications of pregnancy, childbirth and the puerperium (O00-O9A)

congenital malformations, deformations, and chromosomal abnormalities (Q00-Q99)

endocrine, nutritional and metabolic diseases (E00-E88)

injury, poisoning and certain other consequences of external causes (S00-T88)

neoplasms (C00-D49)

symptoms, signs and abnormal clinical and laboratory findings, not elsewhere classified (R00-R94)

systemic connective tissue disorders (M30-M36)

transient cerebral ischemic attacks and related syndromes (G45.-)

This chapter contains the following blocks:

I00-I02	Acute rheumatic fever
I05-I09	Chronic rheumatic heart diseases
I10-I1A	Hypertensive diseases
I20-I25	Ischemic heart diseases
I26-I28	Pulmonary heart disease and diseases of pulmonary circulation
I30-I5A	Other forms of heart disease
I60-I69	Cerebrovascular diseases
I70-I79	Diseases of arteries, arterioles and capillaries
I80-I89	Diseases of veins, lymphatic vessels and lymph nodes, not elsewhere classified
I95-I99	Other and unspecified disorders of the circulatory system

Acute rheumatic fever (I00-I02)

I00 **Rheumatic fever without heart involvement** CC/MCC Exc

AHA: Q4 2024, Q4 2023, Q4 2021, Q4 2020, Q4 2019, Q4 2016

INCLUDES *arthritis, rheumatic, acute or subacute*

EXCLUDES1 *rheumatic fever with heart involvement (I01.0 -I01.9)*

I01 **Rheumatic fever with heart involvement**

EXCLUDES1 *chronic diseases of rheumatic origin (I05-I09) unless rheumatic fever is also present or there is evidence of reactivation or activity of the rheumatic process.*

I01.0 **Acute rheumatic pericarditis** CC CC/MCC Exc

Any condition in I00 with pericarditis

Rheumatic pericarditis (acute)

EXCLUDES1 *acute pericarditis not specified as rheumatic (I30.-)*

I01.1 **Acute rheumatic endocarditis** CC CC/MCC Exc

Any condition in I00 with endocarditis or valvulitis

Acute rheumatic valvulitis

I01.2 **Acute rheumatic myocarditis** CC CC/MCC Exc

Any condition in I00 with myocarditis

I01.8 **Other acute rheumatic heart disease** CC CC/MCC Exc

Any condition in I00 with other or multiple types of heart involvement

Acute rheumatic pancarditis

I01.9 **Acute rheumatic heart disease, unspecified** CC CC/MCC Exc

Any condition in I00 with unspecified type of heart involvement

Rheumatic carditis, acute

Rheumatic heart disease, active or acute

I02 **Rheumatic chorea**

DEFINITION: Chorea is an abnormal involuntary movement resembling fidgeting or dancing.

INCLUDES *Sydenham's chorea*

EXCLUDES1 *chorea NOS (G25.5)*

Huntington's chorea (G10)

I02.0 **Rheumatic chorea with heart involvement** CC CC/MCC Exc

Chorea NOS with heart involvement

Rheumatic chorea with heart involvement of any type classifiable under I01.-

I02.9 **Rheumatic chorea without heart involvement** CC CC/MCC Exc

Rheumatic chorea NOS

Chronic rheumatic heart diseases (I05-I09)

I05 **Rheumatic mitral valve diseases**

INCLUDES *conditions classifiable to both I05.0 and I05.2-I05.9, whether specified as rheumatic or not*

EXCLUDES1 *mitral valve disease specified as nonrheumatic (I34.-)*

mitral valve disease with aortic and/or tricuspid valve involvement (I08.-)

I05.0 **Rheumatic mitral stenosis** CC/MCC Exc

Mitral (valve) obstruction (rheumatic)

I05.1 **Rheumatic mitral insufficiency** CC/MCC Exc

Rheumatic mitral incompetence

Rheumatic mitral regurgitation

EXCLUDES1 *mitral insufficiency not specified as rheumatic (I34.0)*

I05.2 **Rheumatic mitral stenosis with insufficiency** CC/MCC Exc

Rheumatic mitral stenosis with incompetence or regurgitation

I05.8 **Other rheumatic mitral valve diseases** CC/MCC Exc

Rheumatic mitral (valve) failure

I05.9 **Rheumatic mitral valve disease, unspecified** CC/MCC Exc

Rheumatic mitral (valve) disorder (chronic) NOS

I06 **Rheumatic aortic valve diseases**

EXCLUDES1 *aortic valve disease not specified as rheumatic (I35.-)*

aortic valve disease with mitral and/or tricuspid valve involvement (I08.-)

I06.0 **Rheumatic aortic stenosis** CC/MCC Exc

Rheumatic aortic (valve) obstruction

I06.1 **Rheumatic aortic insufficiency** CC/MCC Exc

Rheumatic aortic incompetence

Rheumatic aortic regurgitation

I06.2 **Rheumatic aortic stenosis with insufficiency** CC/MCC Exc

Rheumatic aortic stenosis with incompetence or regurgitation

I06.8 **Other rheumatic aortic valve diseases** CC/MCC Exc

I06.9 **Rheumatic aortic valve disease, unspecified** CC/MCC Exc

Rheumatic aortic (valve) disease NOS

I07 Rheumatic tricuspid valve diseases

INCLUDES *rheumatic tricuspid valve diseases specified as rheumatic or unspecified*

EXCLUDES1 *tricuspid valve disease specified as nonrheumatic (I36.-)*

tricuspid valve disease with aortic and/or mitral valve involvement (I08.-)

I07.0 Rheumatic tricuspid stenosis CC/MCC Exc

Tricuspid (valve) stenosis (rheumatic)

I07.1 Rheumatic tricuspid insufficiency CC/MCC Exc

Tricuspid (valve) insufficiency (rheumatic)

I07.2 Rheumatic tricuspid stenosis and insufficiency CC/MCC Exc

I07.8 Other rheumatic tricuspid valve diseases CC/MCC Exc

I07.9 Rheumatic tricuspid valve disease, unspecified CC/MCC Exc

Rheumatic tricuspid valve disorder NOS

I08 Multiple valve diseases

INCLUDES *multiple valve diseases specified as rheumatic or unspecified*

EXCLUDES1 *endocarditis, valve unspecified (I38)*

rheumatic valve disease NOS (I09.1)

EXCLUDES2 *multiple valve disease specified as nonrheumatic (I34.-, I35.-, I36.-, I37.-, I38.-, Q22.-, Q23.-, Q24.8-)*

I08.0 Rheumatic disorders of both mitral and aortic valves CC/MCC Exc

AHA: Q1 2025, Q2 2019

Involvement of both mitral and aortic valves specified as rheumatic or unspecified

I08.1 Rheumatic disorders of both mitral and tricuspid valves CC/MCC Exc

I08.2 Rheumatic disorders of both aortic and tricuspid valves CC/MCC Exc

I08.3 Combined rheumatic disorders of mitral, aortic and tricuspid valves CC/MCC Exc

I08.8 Other rheumatic multiple valve diseases CC/MCC Exc

I08.9 Rheumatic multiple valve disease, unspecified CC/MCC Exc

I09 Other rheumatic heart diseases

I09.0 Rheumatic myocarditis CC CC/MCC Excl

Excludes1 myocarditis not specified as rheumatic (I51.4)

I09.1 Rheumatic diseases of endocardium, valve unspecified CC/MCC Excl

Rheumatic endocarditis (chronic)

Rheumatic valvulitis (chronic)

Excludes1 endocarditis, valve unspecified (I38)

I09.2 Chronic rheumatic pericarditis CC CC/MCC Excl

Adherent pericardium, rheumatic

Chronic rheumatic mediastinopericarditis

Chronic rheumatic myopericarditis

Excludes1 chronic pericarditis not specified as rheumatic (I31.-)

I09.8 Other specified rheumatic heart diseases

I09.81 Rheumatic heart failure CC HCC IIa-HCC CC/MCC Excl

Use additional code to identify type of heart failure (I50.-)

I09.89 Other specified rheumatic heart diseases CC/MCC Excl

Rheumatic disease of pulmonary valve

I09.9 Rheumatic heart disease, unspecified CC/MCC Excl

Rheumatic carditis

Excludes1 rheumatoid carditis (M05.31)

Hypertensive diseases (I10-I1A)

Use additional code to identify:
- exposure to environmental tobacco smoke (Z77.22)
- history of tobacco dependence (Z87.891)
- occupational exposure to environmental tobacco smoke (Z57.31)
- tobacco dependence (F17.-)
- tobacco use (Z72.0)

EXCLUDES2 *neonatal hypertension (P29.2)*

primary pulmonary hypertension (I27.0)

EXCLUDES2 *hypertensive disease complicating pregnancy, childbirth and the puerperium (O10-O11, O13-O16)*

I10 **Essential (primary) hypertension** ? MCC CC/MCC Excl

AHA: Q4 2023, Q1 2022, Q4 2021, Q2 2018, Q4 2016

INCLUDES *high blood pressure*

hypertension (arterial) (benign) (essential) (malignant) (primary) (systemic)

EXCLUDES2 *hypertensive disease complicating pregnancy, childbirth and the puerperium (O10-O11, O13-O16)*

EXCLUDES2 *essential (primary) hypertension involving vessels of brain (I60-I69)*

essential (primary) hypertension involving vessels of eye (H35.0-)

4th I11 **Hypertensive heart disease**

See Official Guidelines, "Hypertension with Heart Disease" I.C.9.a.1, "Hypertensive Retinopathy" I.C.9.a.5, "Hypertension, Controlled" I.C.9.a.8, "Hypertension, Uncontrolled" I.C.9.a.9, "Hypertensive Crisis" I.C.9.a.10

INCLUDES *any condition in I50.- or I51.4-I51.7, I51.89, I51.9 due to hypertension*

I11.0 **Hypertensive heart disease with heart failure** MCC MCC CC/MCC Excl

AHA: Q1 2017

Hypertensive heart failure

Use additional code to identify type of heart failure (I50.-)

I11.9 **Hypertensive heart disease without heart failure** MCC CC/MCC Excl

AHA: Q2 2018

Hypertensive heart disease NOS

I12 **Hypertensive chronic kidney disease**

See Official Guidelines, "Hypertensive Chronic Kidney Disease" I.C.9.a.2, "Hypertensive Retinopathy" I.C.9.a.5, "Hypertension, Controlled" I.C.9.a.8, "Hypertension, Uncontrolled" I.C.9.a.9, "Hypertensive Crisis" I.C.9.a.10

INCLUDES *any condition in N18 and N26 - due to hypertension*
arteriosclerosis of kidney
arteriosclerotic nephritis (chronic) (interstitial)
hypertensive nephropathy
nephrosclerosis

EXCLUDES2 *hypertension due to kidney disease (I15.0, I15.1)*
renovascular hypertension (I15.0)
secondary hypertension (I15.-)

EXCLUDES2 *acute kidney failure (N17.-)*

I12.0 **Hypertensive chronic kidney disease with stage 5 chronic kidney disease or end stage renal disease** CC HCC RxHCC CC/MCC Excl

AHA: Q3 2016

Use additional code to identify the stage of chronic kidney disease (N18.5, N18.6)

I12.9 **Hypertensive chronic kidney disease with stage 1 through stage 4 chronic kidney disease, or unspecified chronic kidney disease** RxHCC CC/MCC Excl

AHA: Q4 2022, Q4 2018

Hypertensive chronic kidney disease NOS
Hypertensive renal disease NOS

Use additional code to identify the stage of chronic kidney disease (N18.1-N18.4, N18.9)

I13 **Hypertensive heart and chronic kidney disease**

See Official Guidelines, "Hypertensive Heart and Chronic Kidney Disease" I.C.9.a.3, "Hypertensive Retinopathy" I.C.9.a.5, "Hypertension, Controlled" I.C.9.a.8, "Hypertension, Uncontrolled" I.C.9.a.9, "Hypertensive Crisis" I.C.9.a.10

INCLUDES *any condition in I11.- with any condition in I12.-*
cardiorenal disease
cardiovascular renal disease

I13.0 **Hypertensive heart and chronic kidney disease with heart failure and stage 1 through stage 4 chronic kidney disease, or unspecified chronic kidney disease** CC HCC RxHCC CC/MCC Excl

Use additional code to identify type of heart failure (I50.-)

Use additional code to identify stage of chronic kidney disease (N18.1-N18.4, N18.9)

I13.1 Hypertensive heart and chronic kidney disease without heart failure

I13.10 Hypertensive heart and chronic kidney disease without heart failure, with stage 1 through stage 4 chronic kidney disease, or unspecified chronic kidney disease

Hypertensive heart disease and hypertensive chronic kidney disease NOS

Use additional code to identify the stage of chronic kidney disease (N18.1-N18.4, N18.9)

I13.11 Hypertensive heart and chronic kidney disease without heart failure, with stage 5 chronic kidney disease, or end stage renal disease

Use additional code to identify the stage of chronic kidney disease (N18.5, N18.6)

I13.2 Hypertensive heart and chronic kidney disease with heart failure and with stage 5 chronic kidney disease, or end stage renal disease

Use additional code to identify type of heart failure (I50.-)

Use additional code to identify the stage of chronic kidney disease (N18.5, N18.6)

I15 Secondary hypertension

See Official Guidelines, "Hypertensive Retinopathy" I.C.9.a.5, "Hypertension, Secondary" I.C.9.a.6, "Hypertension, Controlled" I.C.9.a.8, "Hypertension, Uncontrolled" I.C.9.a.9, "Hypertensive Crisis" I.C.9.a.10

Code also underlying condition

Excludes1 *postprocedural hypertension (I97.3)*

Excludes2 *secondary hypertension involving vessels of brain (I60-I69)*

secondary hypertension involving vessels of eye (H35.0-)

I15.0 Renovascular hypertension

I15.1 Hypertension secondary to other renal disorders

AHA: Q3 2016

I15.2 Hypertension secondary to endocrine disorders

AHA: Q2 2023

I15.8 Other secondary hypertension

I15.9 Secondary hypertension, unspecified

I16 Hypertensive crisis

See Official Guidelines, "Hypertensive Crisis" I.C.9.a.10

Code also any identified hypertensive disease (I10-I15, I1A)

I16.0 Hypertensive urgency NonHCC CC/MCC Excl

DEFINITION: A severe increase in blood pressure without corresponding organ damage.

AHA: Q4 2016

I16.1 Hypertensive emergency CC NonHCC CC/MCC Excl

DEFINITION: A severe increase in blood pressure with corresponding organ damage.

AHA: Q4 2023, Q4 2016

Use additional code, if applicable, to identify specific organ dysfunction, such as:

- acute kidney injury (N17.-)
- acute myocardial infarction (I21.-)
- acute pulmonary edema (left and/or right ventricular failure) (J81.0, I50.-)
- aortic dissection (I71.0-)
- cerebral hemorrhage (I60.-. I61.-, I62.-)
- cerebral infarction (I63.-)
- eclampsia (O15.-)
- hypertensive encephalopathy (I67.4)
- seizure (R56.9)

I16.9 Hypertensive crisis, unspecified CC NonHCC CC/MCC Excl

AHA: Q4 2016

I1A Other hypertension

I1A.0 Resistant hypertension NonHCC CC/MCC Excl

Apparent treatment resistant hypertension

Treatment resistant hypertension

True resistant hypertension

Code first specific type of existing hypertension, if known, such as:

- essential hypertension (I10)
- secondary hypertension (I15.-)

Ischemic heart diseases (I20-I25)

Code also the presence of hypertension (I10-I1A)

I20 **Angina pectoris**

Use additional code to identify:
- exposure to environmental tobacco smoke (Z77.22)
- history of tobacco dependence (Z87.891)
- occupational exposure to environmental tobacco smoke (Z57.31)
- tobacco dependence (F17.-)
- tobacco use (Z72.0)

EXCLUDES1 *angina pectoris with atherosclerotic heart disease of native coronary arteries (I25.1-)*

atherosclerosis of coronary artery bypass graft(s) and coronary artery of transplanted heart with angina pectoris (I25.7-)

postinfarction angina (I23.7)

I20.0 **Unstable angina** CC MCC RxMCC CC/MCC Exc

Accelerated angina
Crescendo angina
De novo effort angina
Intermediate coronary syndrome
Preinfarction syndrome
Worsening effort angina

I20.1 **Angina pectoris with documented spasm** CC RxMCC CC/MCC Exc

Angiospastic angina
Prinzmetal angina
Spasm-induced angina
Variant angina

I20.2 **Refractory angina pectoris** CC RxMCC CC/MCC Exc

AHA: Q4 2022

I20.8 Other forms of angina pectoris

Use additional code(s) for symptoms associated with angina equivalent

I20.81 Angina pectoris with coronary microvascular dysfunction

Angina pectoris with coronary microvascular disease

I20.89 Other forms of angina pectoris

Angina equivalent
Angina of effort
Coronary slow flow syndrome
Stable angina
Stenocardia

I20.9 Angina pectoris, unspecified

Angina NOS
Anginal syndrome
Cardiac angina
Ischemic chest pain

I21 Acute myocardial infarction

See Official Guidelines, "Acute myocardial infarction (AMI)" I.C.9.e

DEFINITION: (1) A Type 1 myocardial infarction is a spontaneous heart attack caused by plaque, erosion, fissure, rupture, or dissection. (2) A STEMI is an ST-elevation myocardial infarction with 100 percent blockage of a coronary artery. A STEMI is more severe than an NSTEMI.

INCLUDES *cardiac infarction*
coronary (artery) embolism
coronary (artery) occlusion
coronary (artery) rupture
coronary (artery) thrombosis
infarction of heart, myocardium, or ventricle
myocardial infarction specified as acute or with a stated duration of 4 weeks (28 days) or less from onset

Use additional code, if applicable, to identify:
exposure to environmental tobacco smoke (Z77.22)
history of tobacco dependence (Z87.891)
occupational exposure to environmental tobacco smoke (Z57.31)
status post administration of tPA (rtPA) in a different facility within the last 24 hours prior to admission to current facility (Z92.82)
tobacco dependence (F17.-)
tobacco use (Z72.0)

EXCLUDES *old myocardial infarction (I25.2)*
postmyocardial infarction syndrome (I24.1)
subsequent type 1 myocardial infarction (I22.-)

I21.0 ST elevation (STEMI) myocardial infarction of anterior wall

Type 1 ST elevation myocardial infarction of anterior wall

I21.01 ST elevation (STEMI) myocardial infarction involving left main coronary artery

AHA: Q4 2024, Q4 2023, Q4 2019, Q4 2018, Q4 2017

I21.02 ST elevation (STEMI) myocardial infarction involving left anterior descending coronary artery

AHA: Q4 2024, Q4 2023, Q4 2019, Q4 2018, Q4 2017

ST elevation (STEMI) myocardial infarction involving diagonal coronary artery

I21.09 ST elevation (STEMI) myocardial infarction involving other coronary artery of anterior wall

AHA: Q4 2024, Q4 2023, Q4 2019, Q4 2018, Q4 2017

Acute transmural myocardial infarction of anterior wall

Anteroapical transmural (Q wave) infarction (acute)

Anterolateral transmural (Q wave) infarction (acute)

Anteroseptal transmural (Q wave) infarction (acute)

Transmural (Q wave) infarction (acute) (of) anterior (wall) NOS

I21.1 ST elevation (STEMI) myocardial infarction of inferior wall

Type 1 ST elevation myocardial infarction of inferior wall

I21.11 ST elevation (STEMI) myocardial infarction involving right coronary artery

AHA: Q4 2024, Q4 2023, Q4 2019, Q4 2018, Q4 2017

Inferoposterior transmural (Q wave) infarction (acute)

I21.19 ST elevation (STEMI) myocardial infarction involving other coronary artery of inferior wall

AHA: Q4 2024, Q4 2023, Q4 2019, Q4 2018, Q4 2017

Acute transmural myocardial infarction of inferior wall

Inferolateral transmural (Q wave) infarction (acute)

Transmural (Q wave) infarction (acute) (of) diaphragmatic wall

Transmural (Q wave) infarction (acute) (of) inferior (wall) NOS

EXCLUDES *ST elevation (STEMI) myocardial infarction involving left circumflex coronary artery (I21.21)*

I21.2 ST elevation (STEMI) myocardial infarction of other sites

Type 1 ST elevation myocardial infarction of other sites

I21.21 ST elevation (STEMI) myocardial infarction involving left circumflex coronary artery

AHA: Q4 2024, Q4 2023, Q4 2019, Q4 2018, Q4 2017

ST elevation (STEMI) myocardial infarction involving oblique marginal coronary artery

I21.29 ST elevation (STEMI) myocardial infarction involving other sites

AHA: Q4 2024, Q4 2023, Q4 2019, Q4 2018, Q4 2017

Acute transmural myocardial infarction of other sites

Apical-lateral transmural (Q wave) infarction (acute)

Basal-lateral transmural (Q wave) infarction (acute)

High lateral transmural (Q wave) infarction (acute)

Lateral (wall) NOS transmural (Q wave) infarction (acute)

Posterior (true) transmural (Q wave) infarction (acute)

Posterobasal transmural (Q wave) infarction (acute)

Posterolateral transmural (Q wave) infarction (acute)

Posteroseptal transmural (Q wave) infarction (acute)

Septal transmural (Q wave) infarction (acute) NOS

I21.3 ST elevation (STEMI) myocardial infarction of unspecified site

AHA: Q4 2024, Q4 2023, Q4 2019, Q4 2018, Q4 2017

Acute transmural myocardial infarction of unspecified site

Transmural (Q wave) myocardial infarction NOS

Type 1 ST elevation myocardial infarction of unspecified site

I21.4 Non-ST elevation (NSTEMI) myocardial infarction

DEFINITION: An NSTEMI is a non-ST-elevation myocardial infarction caused by a severe narrowing of a coronary artery. The artery is not 100 percent blocked.

AHA: Q1 2025, Q2 2025, Q1 2024, Q4 2024, Q2 2023, Q4 2023, Q3 2021, Q4 2019, Q4 2018, Q1 2017, Q4 2017, Q2 2015

Acute subendocardial myocardial infarction

Non-Q wave myocardial infarction NOS

Nontransmural myocardial infarction NOS

Type 1 non-ST elevation myocardial infarction

I21.9 Acute myocardial infarction, unspecified

AHA: Q4 2018, Q4 2017

Myocardial infarction (acute) NOS

I21.A Other type of myocardial infarction

See Official Guidelines, "Subsequent acute myocardial infarction" I.C.9.e.4, "Other Types of Myocardial Infarctions" I.C.9.e.5

I21.A1 Myocardial infarction type 2 HCC MCC RxHCC CC/MCC Exc

DEFINITION: A Type 2 myocardial infarction is a heart attack secondary to ischemia.

AHA: Q4 2024, Q4 2023, Q4 2019, Q4 2018, Q4 2017

Myocardial infarction due to demand ischemia

Myocardial infarction secondary to ischemic imbalance

Code first, if applicable, the underlying cause, such as:

- anemia (D50.0-D64.9)
- chronic obstructive pulmonary disease (J44.-)
- paroxysmal tachycardia (I47.0-I47.9)
- shock (R57.0-R57.9)

I21.A9 Other myocardial infarction type HCC MCC RxHCC CC/MCC Exc

DEFINITION: (1) A Type 3 myocardial infarction is sudden cardiac death.

(2) A Type 4a-4c myocardial infarction is one related to percutaneous coronary intervention (PCI).

(3) A Type 5 myocardial infarction is related to coronary artery bypass grafting (CABG).

AHA: Q4 2024, Q3 2021, Q2 2019, Q4 2018, Q4 2017

Myocardial infarction associated with revascularization procedure

Myocardial infarction type 3

Myocardial infarction type 4a

Myocardial infarction type 4b

Myocardial infarction type 4c

Myocardial infarction type 5

Code first, if applicable, postprocedural myocardial infarction following cardiac surgery (I97.190), or postprocedural myocardial infarction during cardiac surgery (I97.790)

Code also complication, if known and applicable, such as:

- (acute) stent occlusion (T82.897-)
- (acute) stent stenosis (T82.855-)
- (acute) stent thrombosis (T82.867-)
- cardiac arrest due to underlying cardiac condition (I46.2)
- complication of percutaneous coronary intervention (PCI) (I97.89)
- occlusion of coronary artery bypass graft (T82.218-)

I21.B Myocardial infarction with coronary microvascular dysfunction HCC MCC RxHCC CC/MCC Exc

Myocardial infarction with coronary microvascular disease

Myocardial infarction with nonobstructive coronary arteries [MINOCA] with microvascular disease

I22 Subsequent ST elevation (STEMI) and non-ST elevation (NSTEMI) myocardial infarction

See Official Guidelines, "Subsequent acute myocardial infarction" I.C.9.e.4

DEFINITION: A STEMI is an ST-elevation myocardial infarction with 100 percent blockage of a coronary artery. A STEMI is more severe than an NSTEMI.

TIP: Use a code from this category when a patient who has suffered a type 1 or unspecified acute myocardial infarction (AMI) has a new AMI within four weeks of the initial AMI.

INCLUDES *acute myocardial infarction occurring within four weeks (28 days) of a previous acute myocardial infarction, regardless of site*
cardiac infarction
coronary (artery) embolism
coronary (artery) occlusion
coronary (artery) rupture
coronary (artery) thrombosis
infarction of heart, myocardium, or ventricle
recurrent myocardial infarction
reinfarction of myocardium
rupture of heart, myocardium, or ventricle
subsequent type 1 myocardial infarction

Use additional code, if applicable, to identify:
exposure to environmental tobacco smoke (Z77.22)
history of tobacco dependence (Z87.891)
occupational exposure to environmental tobacco smoke (Z57.31)
status post administration of tPA (rtPA) in a different facility within the last 24 hours prior to admission to current facility (Z92.82)
tobacco dependence (F17.-)
tobacco use (Z72.0)

EXCLUDES1 *subsequent myocardial infarction, type 2 (I21.A1)*
subsequent myocardial infarction of other type (type 3) (type 4) (type 5) (I21.A9)

I22.0 Subsequent ST elevation (STEMI) myocardial infarction of anterior wall

Subsequent acute transmural myocardial infarction of anterior wall
Subsequent transmural (Q wave) infarction (acute)(of) anterior (wall) NOS
Subsequent anteroapical transmural (Q wave) infarction (acute)
Subsequent anterolateral transmural (Q wave) infarction (acute)
Subsequent anteroseptal transmural (Q wave) infarction (acute)

I22.1 **Subsequent ST elevation (STEMI) myocardial infarction of inferior wall** HCC MCC RxHCC CC/MCC Excl

Subsequent acute transmural myocardial infarction of inferior wall
Subsequent transmural (Q wave) infarction (acute)(of) diaphragmatic wall
Subsequent transmural (Q wave) infarction (acute)(of) inferior (wall) NOS
Subsequent inferolateral transmural (Q wave) infarction (acute)
Subsequent inferoposterior transmural (Q wave) infarction (acute)

I22.2 **Subsequent non-ST elevation (NSTEMI) myocardial infarction** HCC MCC RxHCC CC/MCC Excl

DEFINITION: An NSTEMI is a non-ST-elevation myocardial infarction caused by a severe narrowing of a coronary artery. The artery is not 100 percent blocked.
Subsequent acute subendocardial myocardial infarction
Subsequent non-Q wave myocardial infarction NOS
Subsequent nontransmural myocardial infarction NOS

I22.8 **Subsequent ST elevation (STEMI) myocardial infarction of other sites** HCC MCC RxHCC CC/MCC Excl

Subsequent acute transmural myocardial infarction of other sites
Subsequent apical-lateral transmural (Q wave) myocardial infarction (acute)
Subsequent basal-lateral transmural (Q wave) myocardial infarction (acute)
Subsequent high lateral transmural (Q wave) myocardial infarction (acute)
Subsequent transmural (Q wave) myocardial infarction (acute)(of) lateral (wall) NOS
Subsequent posterior (true) transmural (Q wave) myocardial infarction (acute)
Subsequent posterobasal transmural (Q wave) myocardial infarction (acute)
Subsequent posterolateral transmural (Q wave) myocardial infarction (acute)
Subsequent posteroseptal transmural (Q wave) myocardial infarction (acute)
Subsequent septal NOS transmural (Q wave) myocardial infarction (acute)

I22.9 **Subsequent ST elevation (STEMI) myocardial infarction of unspecified site** HCC MCC RxHCC CC/MCC Excl

Subsequent acute myocardial infarction of unspecified site
Subsequent myocardial infarction (acute) NOS

4th I23 **Certain current complications following ST elevation (STEMI) and non-ST elevation (NSTEMI) myocardial infarction (within the 28 day period)**

I23.0 **Hemopericardium as current complication following acute myocardial infarction** A CC HCC RxHCC CC/MCC Excl

EXCLUDES1 *hemopericardium not specified as current complication following acute myocardial infarction (I31.2)*

I23.1 **Atrial septal defect as current complication following acute myocardial infarction** A CC HCC RxHCC CC/MCC Excl

EXCLUDES1 *acquired atrial septal defect not specified as current complication following acute myocardial infarction (I51.0)*

I23.2 **Ventricular septal defect as current complication following acute myocardial infarction** A CC HCC RxHCC CC/MCC Excl

EXCLUDES1 *acquired ventricular septal defect not specified as current complication following acute myocardial infarction (I51.0)*

I23.3 **Rupture of cardiac wall without hemopericardium as current complication following acute myocardial infarction** A CC MCC HxMCC CC/MCC Excl

AHA: Q2 2017

I23.4 **Rupture of chordae tendineae as current complication following acute myocardial infarction** MCC MCC HxMCC CC/MCC Excl

Excludes1 *rupture of chordae tendineae not specified as current complication following acute myocardial infarction (I51.1)*

I23.5 **Rupture of papillary muscle as current complication following acute myocardial infarction** MCC MCC HxMCC CC/MCC Excl

Excludes1 *rupture of papillary muscle not specified as current complication following acute myocardial infarction (I51.2)*

I23.6 **Thrombosis of atrium, auricular appendage, and ventricle as current complications following acute myocardial infarction** A CC MCC HxMCC CC/MCC Excl

Excludes1 *thrombosis of atrium, auricular appendage, and ventricle not specified as current complication following acute myocardial infarction (I51.3)*

I23.7 **Postinfarction angina** A CC MCC HxMCC CC/MCC Excl

AHA: Q2 2015

I23.8 **Other current complications following acute myocardial infarction** A CC MCC HxMCC CC/MCC Excl

4th I24 **Other acute ischemic heart diseases**

Excludes1 *angina pectoris (I20.-)*

transient myocardial ischemia in newborn (P29.4)

Excludes2 *non-ischemic myocardial injury (I5A)*

I24.0 **Acute coronary thrombosis not resulting in myocardial infarction** CC MCC HxMCC CC/MCC Excl

Acute coronary (artery) (vein) embolism not resulting in myocardial infarction

Acute coronary (artery) (vein) occlusion not resulting in myocardial infarction

Acute coronary (artery) (vein) thromboembolism not resulting in myocardial infarction

Excludes1 *atherosclerotic heart disease (I25.1-)*

I24.1 **Dressler's syndrome** CC MCC HxMCC CC/MCC Excl

Postmyocardial infarction syndrome

Excludes1 *postinfarction angina (I23.7)*

6th I24.8 **Other forms of acute ischemic heart disease**

See Official Guidelines, "Other Types of Myocardial Infarctions" I.C.9.e.5

Excludes1 *myocardial infarction due to demand ischemia (I21.A1)*

I24.81 **Acute coronary microvascular dysfunction** CC MCC HxMCC CC/MCC Excl

Acute (presentation of) coronary microvascular disease

I24.89 **Other forms of acute ischemic heart disease** CC MCC HxMCC CC/MCC Excl

I24.9 **Acute ischemic heart disease, unspecified** CC MCC HxMCC CC/MCC Excl

Excludes1 *ischemic heart disease (chronic) NOS (I25.9)*

4 **I25 Chronic ischemic heart disease**

Use additional code to identify:

chronic total occlusion of coronary artery (I25.82)

exposure to environmental tobacco smoke (Z77.22)

history of tobacco dependence (Z87.891)

occupational exposure to environmental tobacco smoke (Z57.31)

tobacco dependence (F17.-)

tobacco use (Z72.0)

non-ischemic myocardial injury (I5A)

6 **I25.1 Atherosclerotic heart disease of native coronary artery**

Atherosclerotic cardiovascular disease

Coronary (artery) atheroma

Coronary (artery) atherosclerosis

Coronary (artery) disease

Coronary (artery) sclerosis

Use additional code, if applicable, to identify:

coronary atherosclerosis due to calcified coronary lesion (I25.84)

coronary atherosclerosis due to lipid rich plaque (I25.83)

atheroembolism (I75.-)

atherosclerosis of coronary artery bypass graft(s) and transplanted heart (I25.7-)

I25.10 Atherosclerotic heart disease of native coronary artery without angina pectoris A

AHA: Q1 2024, Q3 2021, Q2 2015

Atherosclerotic heart disease NOS

I25.11 Atherosclerotic heart disease of native coronary artery with angina pectoris

See Official Guidelines, "Atherosclerotic Coronary Artery Disease and Angina" I.C.9.b

I25.110 Atherosclerotic heart disease of native coronary artery with unstable angina pectoris A CC MCC HxHCC CC/MCC Exc

Excludes1 unstable angina without atherosclerotic heart disease (I20.0)

I25.111 Atherosclerotic heart disease of native coronary artery with angina pectoris with documented spasm A HxHCC CC/MCC Exc

Excludes1 angina pectoris with documented spasm without atherosclerotic heart disease (I20.1)

I25.112 Atherosclerotic heart disease of native coronary artery with refractory angina pectoris A CC HxHCC CC/MCC Exc

AHA: Q4 2022

I25.118 Atherosclerotic heart disease of native coronary artery with other forms of angina pectoris A HxHCC CC/MCC Exc

AHA: Q2 2015

Excludes1 other forms of angina pectoris without atherosclerotic heart disease (I20.8-)

I25.119 Atherosclerotic heart disease of native coronary artery with unspecified angina pectoris A HxHCC CC/MCC Exc

Atherosclerotic heart disease with angina NOS

Atherosclerotic heart disease with ischemic chest pain

Excludes1 unspecified angina pectoris without atherosclerotic heart disease (I20.9)

I25.2 Old myocardial infarction MDA HxHCC

Healed myocardial infarction

Past myocardial infarction diagnosed by ECG or other investigation, but currently presenting no symptoms

I25.3 Aneurysm of heart CC HxHCC CC/MCC Exc

Mural aneurysm

Ventricular aneurysm

I25.4 Coronary artery aneurysm and dissection

I25.41 Coronary artery aneurysm HxHCC CC/MCC Exc

Coronary arteriovenous fistula, acquired

Excludes1 congenital coronary (artery) aneurysm (Q24.5)

I25.42 Coronary artery dissection MCC HxHCC CC/MCC Exc

I25.5 Ischemic cardiomyopathy HxHCC CC/MCC Exc

AHA: Q3 2022

Excludes2 coronary atherosclerosis (I25.1-, I25.7-)

I25.6 Silent myocardial ischemia HxHCC CC/MCC Exc

I25.7 Atherosclerosis of coronary artery bypass graft(s) and coronary artery of transplanted heart with angina pectoris

See Official Guidelines, "Atherosclerotic Coronary Artery Disease and Angina" I.C.9.b

Use additional code, if applicable, to identify:

coronary atherosclerosis due to calcified coronary lesion (I25.84)

coronary atherosclerosis due to lipid rich plaque (I25.83)

Excludes1 *atherosclerosis of bypass graft(s) of transplanted heart without angina pectoris (I25.812)*

atherosclerosis of coronary artery bypass graft(s) without angina pectoris (I25.810)

atherosclerosis of native coronary artery of transplanted heart without angina pectoris (I25.811)

I25.70 Atherosclerosis of coronary artery bypass graft(s), unspecified, with angina pectoris

I25.700 Atherosclerosis of coronary artery bypass graft(s), unspecified, with unstable angina pectoris A CC MCC RxMCC CC/MCC Exc

Excludes1 *unstable angina pectoris without atherosclerosis of coronary artery bypass graft (I20.0)*

I25.701 Atherosclerosis of coronary artery bypass graft(s), unspecified, with angina pectoris with documented spasm A RxMCC CC/MCC Exc

Excludes1 *angina pectoris with documented spasm without atherosclerosis of coronary artery bypass graft (I20.1)*

I25.702 Atherosclerosis of coronary artery bypass graft(s), unspecified, with refractory angina pectoris A CC RxMCC CC/MCC Exc

AHA: Q4 2022

I25.708 Atherosclerosis of coronary artery bypass graft(s), unspecified, with other forms of angina pectoris A RxMCC CC/MCC Exc

Excludes1 *other forms of angina pectoris without atherosclerosis of coronary artery bypass graft (I20.8-)*

I25.709 Atherosclerosis of coronary artery bypass graft(s), unspecified, with unspecified angina pectoris A RxMCC CC/MCC Exc

Excludes1 *unspecified angina pectoris without atherosclerosis of coronary artery bypass graft (I20.9)*

I25.71 Atherosclerosis of autologous vein coronary artery bypass graft(s) with angina pectoris

I25.710 Atherosclerosis of autologous vein coronary artery bypass graft(s) with unstable angina pectoris A CC MCC RxMCC CC/MCC Exc

Excludes1 *unstable angina without atherosclerosis of autologous vein coronary artery bypass graft(s) (I20.0)*

Excludes2 *embolism or thrombus of coronary artery bypass graft(s) (T82.8-)*

I25.711 Atherosclerosis of autologous vein coronary artery bypass graft(s) with angina pectoris with documented spasm A CC RxMCC CC/MCC Exc

Excludes1 *angina pectoris with documented spasm without atherosclerosis of autologous vein coronary artery bypass graft(s) (I20.1)*

I25.712 Atherosclerosis of autologous vein coronary artery bypass graft(s) with refractory angina pectoris A CC RxMCC CC/MCC Exc

AHA: Q4 2022

I25.718 Atherosclerosis of autologous vein coronary artery bypass graft(s) with other forms of angina pectoris A CC RxMCC CC/MCC Exc

Excludes1 *other forms of angina pectoris without atherosclerosis of autologous vein coronary artery bypass graft(s) (I20.8-)*

I25.719 Atherosclerosis of autologous vein coronary artery bypass graft(s) with unspecified angina pectoris A CC RxMCC CC/MCC Exc

Excludes1 *unspecified angina pectoris without atherosclerosis of autologous vein coronary artery bypass graft(s) (I20.9)*

6th I25.72 Atherosclerosis of autologous artery coronary artery bypass graft(s) with angina pectoris

Atherosclerosis of internal mammary artery graft with angina pectoris

I25.720 Atherosclerosis of autologous artery coronary artery bypass graft(s) with unstable angina pectoris A CC MCC RxMCC CC/MCC Exc

Excludes1 unstable angina without atherosclerosis of autologous artery coronary artery bypass graft(s) (I20.0)

I25.721 Atherosclerosis of autologous artery coronary artery bypass graft(s) with angina pectoris with documented spasm A CC RxMCC CC/MCC Exc

Excludes1 angina pectoris with documented spasm without atherosclerosis of autologous artery coronary artery bypass graft(s) (I20.1)

I25.722 Atherosclerosis of autologous artery coronary artery bypass graft(s) with refractory angina pectoris A CC RxMCC CC/MCC Exc

AHA: Q4 2022

I25.728 Atherosclerosis of autologous artery coronary artery bypass graft(s) with other forms of angina pectoris A CC RxMCC CC/MCC Exc

Excludes1 other forms of angina pectoris without atherosclerosis of autologous artery coronary artery bypass graft(s) (I20.8-)

I25.729 Atherosclerosis of autologous artery coronary artery bypass graft(s) with unspecified angina pectoris A CC RxMCC CC/MCC Exc

Excludes1 unspecified angina pectoris without atherosclerosis of autologous artery coronary artery bypass graft(s) (I20.9)

6th I25.73 Atherosclerosis of nonautologous biological coronary artery bypass graft(s) with angina pectoris

I25.730 Atherosclerosis of nonautologous biological coronary artery bypass graft(s) with unstable angina pectoris A CC MCC RxMCC CC/MCC Exc

Excludes1 unstable angina without atherosclerosis of nonautologous biological coronary artery bypass graft(s) (I20.0)

I25.731 Atherosclerosis of nonautologous biological coronary artery bypass graft(s) with angina pectoris with documented spasm A CC RxMCC CC/MCC Exc

Excludes1 angina pectoris with documented spasm without atherosclerosis of nonautologous biological coronary artery bypass graft(s) (I20.1)

I25.732 Atherosclerosis of nonautologous biological coronary artery bypass graft(s) with refractory angina pectoris A CC RxMCC CC/MCC Exc

AHA: Q4 2022

I25.738 Atherosclerosis of nonautologous biological coronary artery bypass graft(s) with other forms of angina pectoris A CC RxMCC CC/MCC Exc

Excludes1 other forms of angina pectoris without atherosclerosis of nonautologous biological coronary artery bypass graft(s) (I20.8-)

I25.739 Atherosclerosis of nonautologous biological coronary artery bypass graft(s) with unspecified angina pectoris A CC RxMCC CC/MCC Exc

Excludes1 unspecified angina pectoris without atherosclerosis of nonautologous biological coronary artery bypass graft(s) (I20.9)

6th I25.75 Atherosclerosis of native coronary artery of transplanted heart with angina pectoris

Excludes1 atherosclerosis of native coronary artery of transplanted heart without angina pectoris (I25.811)

I25.750 Atherosclerosis of native coronary artery of transplanted heart with unstable angina CC MCC RxMCC CC/MCC Exc

I25.751 Atherosclerosis of native coronary artery of transplanted heart with angina pectoris with documented spasm CC RxMCC CC/MCC Exc

I25.752 Atherosclerosis of native coronary artery of transplanted heart with refractory angina pectoris A CC RxMCC CC/MCC Exc

AHA: Q4 2022

I25.758 Atherosclerosis of native coronary artery of transplanted heart with other forms of angina pectoris CC RxMCC CC/MCC Exc

I25.759 Atherosclerosis of native coronary artery of transplanted heart with unspecified angina pectoris CC RxMCC CC/MCC Exc

6th I25.76 Atherosclerosis of bypass graft of coronary artery of transplanted heart with angina pectoris

EXCLUDES *atherosclerosis of bypass graft of coronary artery of transplanted heart without angina pectoris (I25.812)*

I25.760 Atherosclerosis of bypass graft of coronary artery of transplanted heart with unstable angina A CC MCC NxMCC CC/MCC Exc

I25.761 Atherosclerosis of bypass graft of coronary artery of transplanted heart with angina pectoris with documented spasm A CC NxMCC CC/MCC Exc

I25.762 Atherosclerosis of bypass graft of coronary artery of transplanted heart with refractory angina pectoris A CC NxMCC CC/MCC Exc

AHA: Q4 2022

I25.768 Atherosclerosis of bypass graft of coronary artery of transplanted heart with other forms of angina pectoris A CC NxMCC CC/MCC Exc

I25.769 Atherosclerosis of bypass graft of coronary artery of transplanted heart with unspecified angina pectoris A CC NxMCC CC/MCC Exc

6th I25.79 Atherosclerosis of other coronary artery bypass graft(s) with angina pectoris

I25.790 Atherosclerosis of other coronary artery bypass graft(s) with unstable angina pectoris A CC MCC NxMCC CC/MCC Exc

EXCLUDES *unstable angina without atherosclerosis of other coronary artery bypass graft(s) (I20.0)*

I25.791 Atherosclerosis of other coronary artery bypass graft(s) with angina pectoris with documented spasm A CC NxMCC CC/MCC Exc

EXCLUDES *angina pectoris with documented spasm without atherosclerosis of other coronary artery bypass graft(s) (I20.1)*

I25.792 Atherosclerosis of other coronary artery bypass graft(s) with refractory angina pectoris A CC NxMCC CC/MCC Exc

AHA: Q4 2022

I25.798 Atherosclerosis of other coronary artery bypass graft(s) with other forms of angina pectoris A CC NxMCC CC/MCC Exc

EXCLUDES *other forms of angina pectoris without atherosclerosis of other coronary artery bypass graft(s) (I20.8-)*

I25.799 Atherosclerosis of other coronary artery bypass graft(s) with unspecified angina pectoris A CC NxMCC CC/MCC Exc

EXCLUDES *unspecified angina pectoris without atherosclerosis of other coronary artery bypass graft(s) (I20.9)*

I25.8 Other forms of chronic ischemic heart disease

I25.81 Atherosclerosis of other coronary vessels without angina pectoris

Use additional code, if applicable, to identify:

coronary atherosclerosis due to calcified coronary lesion (I25.84)

coronary atherosclerosis due to lipid rich plaque (I25.83)

EXCLUDES1 *atherosclerotic heart disease of native coronary artery without angina pectoris (I25.10)*

I25.810 Atherosclerosis of coronary artery bypass graft(s) without angina pectoris A CC NoMCC CC/MCC Exc

AHA: Q4 2016

Atherosclerosis of coronary artery bypass graft NOS

EXCLUDES1 *atherosclerosis of coronary bypass graft(s) with angina pectoris (I25.70-I25.73-, I25.79-)*

I25.811 Atherosclerosis of native coronary artery of transplanted heart without angina pectoris CC NoMCC CC/MCC Exc

Atherosclerosis of native coronary artery of transplanted heart NOS

EXCLUDES1 *atherosclerosis of native coronary artery of transplanted heart with angina pectoris (I25.75-)*

I25.812 Atherosclerosis of bypass graft of coronary artery of transplanted heart without angina pectoris A CC NoMCC CC/MCC Exc

Atherosclerosis of bypass graft of transplanted heart NOS

EXCLUDES1 *atherosclerosis of bypass graft of transplanted heart with angina pectoris (I25.76)*

I25.82 Chronic total occlusion of coronary artery NoMCC 7thChr

AHA: Q3 2018

Complete occlusion of coronary artery

Total occlusion of coronary artery

Code first coronary atherosclerosis (I25.1-, I25.7-, I25.81-)

EXCLUDES1 *acute coronary occlusion with myocardial infarction (I21.0-I21.B, I22.-)*

acute coronary occlusion without myocardial infarction (I24.0)

I25.83 Coronary atherosclerosis due to lipid rich plaque A NoMCC 7thChr

Code first coronary atherosclerosis (I25.1-, I25.7-, I25.81-)

I25.84 Coronary atherosclerosis due to calcified coronary lesion NoMCC 7thChr

Coronary atherosclerosis due to severely calcified coronary lesion

Code first coronary atherosclerosis (I25.1-, I25.7-, I25.81-)

I25.85 Chronic coronary microvascular dysfunction NoMCC CC/MCC Exc

Chronic (presentation of) coronary microvascular disease

Coronary microvascular dysfunction NOS

I25.89 Other forms of chronic ischemic heart disease NoMCC CC/MCC Exc

I25.9 Chronic ischemic heart disease, unspecified NoMCC CC/MCC Exc

Ischemic heart disease (chronic) NOS

Pulmonary heart disease and diseases of pulmonary circulation (I26-I28)

4th I26 **Pulmonary embolism**

INCLUDES *pulmonary (acute) (artery)(vein) infarction*
pulmonary (acute) (artery)(vein) thromboembolism
pulmonary (acute) (artery)(vein) thrombosis

EXCLUDES1 *cor pulmonale without embolism (I27.81)*

EXCLUDES2 *chronic pulmonary embolism (I27.82)*
personal history of pulmonary embolism (Z86.711)
pulmonary embolism complicating abortion, ectopic or molar pregnancy (O00-O07, O08.2)
pulmonary embolism complicating pregnancy, childbirth and the puerperium (O88.-)
pulmonary embolism due to trauma (T79.0, T79.1)
pulmonary embolism due to complications of surgical and medical care (T80.0, T81.7-, T82.8-)
septic (non-pulmonary) arterial embolism (I76)

5th I26.0 **Pulmonary embolism with acute cor pulmonale**

I26.01 **Septic pulmonary embolism with acute cor pulmonale** HCC MCC RxHCC I*Dx/n CC/MCC Exc

Code first underlying infection

I26.02 **Saddle embolus of pulmonary artery with acute cor pulmonale** HAC HCC MCC RxHCC CC/MCC Exc

I26.03 **Cement embolism of pulmonary artery with acute cor pulmonale** HAC HCC MCC RxHCC I*Dx/n CC/MCC Exc

Code first complication of other artery following a procedure (T81.718)

I26.04 **Fat embolism of pulmonary artery with acute cor pulmonale** HAC HCC MCC RxHCC CC/MCC Exc

Code first, if applicable:
complication of other artery following a procedure (T81.718)
traumatic fat embolism (T79.1)

I26.09 **Other pulmonary embolism with acute cor pulmonale** HAC HCC MCC RxHCC CC/MCC Exc

Acute cor pulmonale NOS
Other thrombotic pulmonary embolism with acute cor pulmonale

I26.9 Pulmonary embolism without acute cor pulmonale

I26.90 Septic pulmonary embolism without acute cor pulmonale

Code first underlying infection

I26.92 Saddle embolus of pulmonary artery without acute cor pulmonale

I26.93 Single subsegmental thrombotic pulmonary embolism without acute cor pulmonale

AHA: Q4 2019

Subsegmental pulmonary embolism NOS

I26.94 Multiple subsegmental thrombotic pulmonary emboli without acute cor pulmonale

AHA: Q2 2022, Q2 2021, Q4 2019

I26.95 Cement embolism of pulmonary artery without acute cor pulmonale

Code first complication of other artery following a procedure (T81.718)

I26.96 Fat embolism of pulmonary artery without acute cor pulmonale

Code first, if applicable:

complication of other artery following a procedure (T81.718)

traumatic fat embolism (T79.1)

I26.99 Other pulmonary embolism without acute cor pulmonale

AHA: Q2 2022, Q3 2020, Q2 2019

Acute pulmonary embolism NOS

Other thrombotic pulmonary embolism without acute cor pulmonale

Pulmonary embolism NOS

I27 Other pulmonary heart diseases

See Official Guidelines, "Pulmonary Hypertension" I.C.9.a.11

I27.0 Primary pulmonary hypertension

DEFINITION: Pulmonary hypertension is a type of high blood pressure that affects the arteries of the lungs and the right side of the heart. The right ventricle must work harder to pump blood through the lungs.

TIP: Symptoms of pulmonary hypertension include shortness of breath, fatigue, fainting spells, chest pain or pressure, edema, cyanosis of the lips and/or skin, racing pulse, and palpitations.

Heritable pulmonary arterial hypertension

Idiopathic pulmonary arterial hypertension

Primary group 1 pulmonary hypertension

Primary pulmonary arterial hypertension

Excludes1 *persistent pulmonary hypertension of newborn (P29.30)*

pulmonary hypertension NOS (I27.20)

secondary pulmonary arterial hypertension (I27.21)

secondary pulmonary hypertension (I27.29)

I27.1 Kyphoscoliotic heart disease

AHA: Q4 2018, Q4 2017

6 I27.2 Other secondary pulmonary hypertension

Code also associated underlying condition

EXCLUDES1 *Eisenmenger's syndrome (I27.83)*

I27.20 Pulmonary hypertension, unspecified HCC RxHCC CC/MCC Exc

Pulmonary hypertension NOS

I27.21 Secondary pulmonary arterial hypertension HCC RxHCC CC/MCC Exc

(Associated) (drug-induced) (toxin-induced) pulmonary arterial hypertension NOS

(Associated) (drug-induced) (toxin-induced) (secondary) group 1 pulmonary hypertension

Code also associated conditions if applicable, or adverse effects of drugs or toxins, such as:

- adverse effect of appetite depressants (T50.5X5)
- congenital heart disease (Q20-Q28)
- human immunodeficiency virus [HIV] disease (B20)
- polymyositis (M33.2-)
- portal hypertension (K76.6)
- rheumatoid arthritis (M05.-)
- schistosomiasis (B65.-)
- Sjögren syndrome (M35.0-)
- systemic sclerosis (M34.-)

I27.22 Pulmonary hypertension due to left heart disease HCC RxHCC CC/MCC Exc

Group 2 pulmonary hypertension

Code also associated left heart disease, if known, such as:

- multiple valve disease (I08.-)
- rheumatic mitral valve diseases (I05.-)
- rheumatic aortic valve diseases (I06.-)

I27.23 Pulmonary hypertension due to lung diseases and hypoxia HCC RxHCC CC/MCC Exc

Group 3 pulmonary hypertension

Code also associated lung disease, if known, such as:

- bronchiectasis (J47.-)
- cystic fibrosis with pulmonary manifestations (E84.0)
- interstitial lung disease (J84.-)
- pleural effusion (J90)
- sleep apnea (G47.3-)

I27.24 Chronic thromboembolic pulmonary hypertension HCC RxHCC CC/MCC Exc

Group 4 pulmonary hypertension

Code also associated pulmonary embolism, if applicable (I26.-, I27.82)

I27.29 Other secondary pulmonary hypertension MCC MoMCC CC/MCC Exc

Group 5 pulmonary hypertension
Pulmonary hypertension with unclear multifactorial mechanisms
Pulmonary hypertension due to hematologic disorders
Pulmonary hypertension due to metabolic disorders
Pulmonary hypertension due to other systemic disorders
Code also other associated disorders, if known, such as:
chronic myeloid leukemia (C92.10-C92.22)
essential thrombocythemia (D47.3)
Gaucher disease (E75.22)
hypertensive chronic kidney disease with end stage renal disease (I12.0, I13.11, I13.2)
hyperthyroidism (E05.-)
hypothyroidism (E00-E03)
polycythemia vera (D45)
sarcoidosis (D86.-)

I27.8 Other specified pulmonary heart diseases

I27.81 Cor pulmonale (chronic) MCC MoMCC CC/MCC Exc

Cor pulmonale NOS
Code also, if applicable, right heart failure (I50.81-)
Sequela *acute cor pulmonale (I26.0-)*

I27.82 Chronic pulmonary embolism CC MCC MoMCC CC/MCC Exc

AHA: Q2 2021
Use additional code, if applicable, for associated long-term (current) use of anticoagulants (Z79.01)
Sequela *personal history of pulmonary embolism (Z86.711)*

I27.83 Eisenmenger's syndrome MCC MoMCC CC/MCC Exc

Eisenmenger's complex
(Irreversible) Eisenmenger's disease
Pulmonary hypertension with right to left shunt related to congenital heart disease
Code also underlying heart defect, if known, such as:
atrial septal defect (Q21.1-)
Eisenmenger's defect (Q21.8)
patent ductus arteriosus (Q25.0)
ventricular septal defect (Q21.0)

- I27.84 Fontan related circulation
  - I27.840 Fontan-associated liver disease [FALD] CC
  - I27.841 Fontan-associated lymphatic dysfunction CC/MCC Exc
    - *Code also associated conditions such as:
      - *chylothorax (J94.0)
      - *Fontan associated protein-losing enteropathy (K90.89)
      - *plastic (obstructive) bronchitis (J44.89)
  - I27.848 Other Fontan-associated condition CC/MCC Exc
    - *Use additional code to specify the Fontan associated condition
  - I27.849 Fontan related circulation, unspecified CC/MCC Exc

I27.89 Other specified pulmonary heart diseases HCC RxHCC CC/MCC Exc

I27.9 Pulmonary heart disease, unspecified HCC RxHCC CC/MCC Exc

Chronic cardiopulmonary disease

I28 Other diseases of pulmonary vessels

I28.0 Arteriovenous fistula of pulmonary vessels CC HCC RxHCC CC/MCC Exc

Excludes1 *congenital arteriovenous fistula (Q25.72)*

I28.1 Aneurysm of pulmonary artery CC HCC RxHCC CC/MCC Exc

Excludes1 *congenital aneurysm (Q25.79)*

congenital arteriovenous aneurysm (Q25.72)

I28.8 Other diseases of pulmonary vessels HCC RxHCC CC/MCC Exc

Pulmonary arteritis

Pulmonary endarteritis

Rupture of pulmonary vessels

Stenosis of pulmonary vessels

Stricture of pulmonary vessels

I28.9 Disease of pulmonary vessels, unspecified HCC RxHCC CC/MCC Exc

Other forms of heart disease (I30-I5A)

I30 Acute pericarditis

INCLUDES *acute mediastinopericarditis*
acute myopericarditis
acute pericardial effusion
acute pleuropericarditis
acute pneumopericarditis

EXCLUDES1 *Dressler's syndrome (I24.1)*
rheumatic pericarditis (acute) (I01.0)
viral pericarditis due to Coxsackie virus (B33.23)

I30.0 Acute nonspecific idiopathic pericarditis CC CC/MCC Exc

I30.1 Infective pericarditis CC CC/MCC Exc

Pneumococcal pericarditis
Pneumopyopericardium
Purulent pericarditis
Pyopericarditis
Pyopericardium
Pyopneumopericardium
Staphylococcal pericarditis
Streptococcal pericarditis
Suppurative pericarditis
Viral pericarditis
Use additional code (B95-B97) to identify infectious agent

I30.8 Other forms of acute pericarditis CC CC/MCC Exc

I30.9 Acute pericarditis, unspecified CC CC/MCC Exc

I31 Other diseases of pericardium

EXCLUDES1 *diseases of pericardium specified as rheumatic (I09.2)*
postcardiotomy syndrome (I97.0)
traumatic injury to pericardium (S26.-)

I31.0 Chronic adhesive pericarditis CC CC/MCC Exc

Accretio cordis
Adherent pericardium
Adhesive mediastinopericarditis

I31.1 Chronic constrictive pericarditis CC CC/MCC Exc

Concretio cordis
Pericardial calcification

I31.2 Hemopericardium, not elsewhere classified CC CC/MCC Exc

EXCLUDES1 *hemopericardium as current complication following acute myocardial infarction (I23.0)*
malignant pericardial effusion (I31.31)

I31.3 **Pericardial effusion (noninflammatory)**

Excludes1 *acute pericardial effusion (I30.9)*

I31.31 **Malignant pericardial effusion in diseases classified elsewhere** CC MCC CC/MCC Excl

AHA: Q4 2022

Code first underlying neoplasm (C00-D49)

I31.39 **Other pericardial effusion (noninflammatory)** CC CC/MCC Excl

AHA: Q4 2022

Chylopericardium

I31.4 **Cardiac tamponade** CC 10th CC/MCC Excl

DEFINITION: Cardiac tamponade occurs with compression on the heart from an increase in pericardial fluid or blood. The increased pressure can lead to cardiac arrest if not treated.

Code first underlying cause

I31.8 **Other specified diseases of pericardium** CC CC/MCC Excl

Epicardial plaques

Focal pericardial adhesions

I31.9 **Disease of pericardium, unspecified** CC CC/MCC Excl

Pericarditis (chronic) NOS

I32 **Pericarditis in diseases classified elsewhere** CC CC/MCC Excl

Code first underlying disease

Excludes1 *pericarditis (in):*

coxsackie (virus) (B33.23)

gonococcal (A54.83)

meningococcal (A39.53)

rheumatoid (arthritis) (M05.31)

syphilitic (A52.06)

systemic lupus erythematosus (M32.12)

tuberculosis (A18.84)

I33 Acute and subacute endocarditis

Excludes1 *acute rheumatic endocarditis (I01.1)*

endocarditis NOS (I38)

I33.0 Acute and subacute infective endocarditis MCC CC/MCC EXC

AHA: Q1 2025

Bacterial endocarditis (acute) (subacute)

Infective endocarditis (acute) (subacute) NOS

Endocarditis lenta (acute) (subacute)

Malignant endocarditis (acute) (subacute)

Purulent endocarditis (acute) (subacute)

Septic endocarditis (acute) (subacute)

Ulcerative endocarditis (acute) (subacute)

Vegetative endocarditis (acute) (subacute)

Use additional code (B95-B97) to identify infectious agent

I33.9 Acute and subacute endocarditis, unspecified MCC CC/MCC EXC

Acute endocarditis NOS

Acute myoendocarditis NOS

Acute periendocarditis NOS

Subacute endocarditis NOS

Subacute myoendocarditis NOS

Subacute periendocarditis NOS

I34 Nonrheumatic mitral valve disorders

Excludes1 *mitral valve disease (I05.9)*

mitral valve failure (I05.8)

mitral valve stenosis (I05.0)

mitral valve disorder of unspecified cause with diseases of aortic and/or tricuspid valve(s) (I08.-)

mitral valve disorder of unspecified cause with mitral stenosis or obstruction (I05.0)

mitral valve disorder specified as congenital (Q23.2, Q23.9)

mitral valve disorder specified as rheumatic (I05.-)

I34.0 Nonrheumatic mitral (valve) insufficiency CC/MCC EXC

AHA: Q1 2025

Nonrheumatic mitral (valve) incompetence NOS

Nonrheumatic mitral (valve) regurgitation NOS

Code also, if applicable:

nonrheumatic mitral (valve) annulus calcification (I34.81)

I34.1 Nonrheumatic mitral (valve) prolapse CC/MCC EXC

Floppy nonrheumatic mitral valve syndrome

Excludes1 *Marfan's syndrome (Q87.4-)*

I34.2 Nonrheumatic mitral (valve) stenosis CC/MCC EXC

Code also, if applicable:

nonrheumatic mitral (valve) annulus calcification (I34.81)

I34.8 Other nonrheumatic mitral valve disorders

I34.81 Nonrheumatic mitral (valve) annulus calcification CC/MCC Exc

AHA: Q4 2022

Nonrheumatic mitral (valve) annular calcification

Mitral (valve) annulus calcification NOS

Code also, if applicable:

nonrheumatic mitral (valve) insufficiency (I34.0)

nonrheumatic mitral (valve) stenosis (I34.2)

I34.89 Other nonrheumatic mitral valve disorders CC/MCC Exc

AHA: Q4 2022

I34.9 Nonrheumatic mitral valve disorder, unspecified CC/MCC Exc

I35 Nonrheumatic aortic valve disorders

Code also, if applicable, bicuspid aortic valve (Q23.81)

Excludes *aortic valve disorder of unspecified cause but with diseases of mitral and/or tricuspid valve(s) (I08.-)*

aortic valve disorder specified as congenital (Q23.0, Q23.1)

aortic valve disorder specified as rheumatic (I06.-)

hypertrophic subaortic stenosis (I42.1)

I35.0 Nonrheumatic aortic (valve) stenosis CC/MCC Exc

AHA: Q4 2024

I35.1 Nonrheumatic aortic (valve) insufficiency CC/MCC Exc

Nonrheumatic aortic (valve) incompetence NOS

Nonrheumatic aortic (valve) regurgitation NOS

I35.2 Nonrheumatic aortic (valve) stenosis with insufficiency CC/MCC Exc

I35.8 Other nonrheumatic aortic valve disorders CC/MCC Exc

I35.9 Nonrheumatic aortic valve disorder, unspecified CC/MCC Exc

I36 Nonrheumatic tricuspid valve disorders

Excludes *tricuspid valve disorders of unspecified cause (I07.-)*

tricuspid valve disorders specified as congenital (Q22.4, Q22.8, Q22.9)

tricuspid valve disorders specified as rheumatic (I07.-)

tricuspid valve disorders with aortic and/or mitral valve involvement (I08.-)

I36.0 Nonrheumatic tricuspid (valve) stenosis CC/MCC Exc

I36.1 Nonrheumatic tricuspid (valve) insufficiency CC/MCC Exc

Nonrheumatic tricuspid (valve) incompetence

Nonrheumatic tricuspid (valve) regurgitation

I36.2 Nonrheumatic tricuspid (valve) stenosis with insufficiency CC/MCC Exc

I36.8 Other nonrheumatic tricuspid valve disorders CC/MCC Exc

I36.9 Nonrheumatic tricuspid valve disorder, unspecified CC/MCC Exc

I37 **Nonrheumatic pulmonary valve disorders**

EXCLUDES *pulmonary valve disorder specified as congenital (Q22.1, Q22.2, Q22.3)*

pulmonary valve disorder specified as rheumatic (I09.89)

I37.0 **Nonrheumatic pulmonary valve stenosis** CC/MCC Excl

I37.1 **Nonrheumatic pulmonary valve insufficiency** CC/MCC Excl

Nonrheumatic pulmonary valve incompetence

Nonrheumatic pulmonary valve regurgitation

I37.2 **Nonrheumatic pulmonary valve stenosis with insufficiency** CC/MCC Excl

I37.8 **Other nonrheumatic pulmonary valve disorders** CC/MCC Excl

I37.9 **Nonrheumatic pulmonary valve disorder, unspecified** CC/MCC Excl

I38 **Endocarditis, valve unspecified** CC CC/MCC Excl

INCLUDES *endocarditis (chronic) NOS*

valvular incompetence NOS

valvular insufficiency NOS

valvular regurgitation NOS

valvular stenosis NOS

valvulitis (chronic) NOS

EXCLUDES *congenital insufficiency of cardiac valve NOS (Q24.8)*

congenital stenosis of cardiac valve NOS (Q24.8)

endocardial fibroelastosis (I42.4)

endocarditis specified as rheumatic (I09.1)

I39 **Endocarditis and heart valve disorders in diseases classified elsewhere** CC CC/MCC Excl

Code first underlying disease, such as:

Q fever (A78)

EXCLUDES *endocardial involvement in:*

candidiasis (B37.6)

gonococcal infection (A54.83)

Libman-Sacks disease (M32.11)

listerosis (A32.82)

meningococcal infection (A39.51)

rheumatoid arthritis (M05.31)

syphilis (A52.03)

tuberculosis (A18.84)

typhoid fever (A01.02)

I40 Acute myocarditis

INCLUDES subacute myocarditis

EXCLUDES1 acute rheumatic myocarditis (I01.2)

I40.0 Infective myocarditis MCC CC/MCC Exc

AHA: Q1 2025

Septic myocarditis

Use additional code (B95-B97) to identify infectious agent

I40.1 Isolated myocarditis MCC CC/MCC Exc

Fiedler's myocarditis

Giant cell myocarditis

Idiopathic myocarditis

I40.8 Other acute myocarditis MCC CC/MCC Exc

I40.9 Acute myocarditis, unspecified MCC CC/MCC Exc

I41 Myocarditis in diseases classified elsewhere MCC CC/MCC Exc

AHA: Q1 2025

Code first underlying disease, such as:

typhus (A75.0-A75.9)

EXCLUDES1 *myocarditis (in):*

Chagas' disease (chronic) (B57.2)

acute (B57.0)

coxsackie (virus) infection (B33.22)

diphtheritic (A36.81)

gonococcal (A54.83)

influenzal (J09.X9, J10.82, J11.82)

meningococcal (A39.52)

mumps (B26.82)

rheumatoid arthritis (M05.31)

sarcoid (D86.85)

syphilis (A52.06)

toxoplasmosis (B58.81)

tuberculous (A18.84)

I42 Cardiomyopathy (Figure 9.1)

INCLUDES *myocardiopathy*

Code first pre-existing cardiomyopathy complicating pregnancy and puerperium (O99.4)

EXCLUDES1 *ischemic cardiomyopathy (I25.5)*

peripartum cardiomyopathy (O90.3)

ventricular hypertrophy (I51.7)

I42.0 Dilated cardiomyopathy CC MCC NonMCC CC/MCC Exc

Congestive cardiomyopathy

I42.1 Obstructive hypertrophic cardiomyopathy CC MCC NonMCC CC/MCC Exc

Hypertrophic subaortic stenosis (idiopathic)

I42.2 Other hypertrophic cardiomyopathy CC MCC NonMCC CC/MCC Exc

Nonobstructive hypertrophic cardiomyopathy

I42.3 Endomyocardial (eosinophilic) disease CC MCC NonMCC CC/MCC Exc

Endomyocardial (tropical) fibrosis

Löffler's endocarditis

I42.4 Endocardial fibroelastosis CC MCC NonMCC CC/MCC Exc

Congenital cardiomyopathy

Elastomyofibrosis

I42.5 Other restrictive cardiomyopathy CC MCC NonMCC CC/MCC Exc

Constrictive cardiomyopathy NOS

I42.6 Alcoholic cardiomyopathy CC MCC NonMCC CC/MCC Exc

Code also presence of alcoholism (F10.-)

I42.7 Cardiomyopathy due to drug and external agent CC NonMCC CC/MCC Exc

AHA: Q3 2021

Code first poisoning due to drug or toxin, if applicable (T36-T65 with fifth or sixth character 1-4)

Use additional code for adverse effect, if applicable, to identify drug (T36-T50 with fifth or sixth character 5)

I42.8 Other cardiomyopathies CC MCC NonMCC CC/MCC Exc

I42.9 Cardiomyopathy, unspecified CC MCC NonMCC CC/MCC Exc

Cardiomyopathy (primary) (secondary) NOS

I43 Cardiomyopathy in diseases classified elsewhere CC HCC RxHCC CC/MCC Ex2

AHA: Q2 2024

Code first underlying disease, such as:

- amyloidosis (E85.-)
- glycogen storage disease (E74.0-)
- gout (M10.0-)
- thyrotoxicosis (E05.0-E05.9-)

Excludes1 *cardiomyopathy (in):*

- *coxsackie (virus) (B33.24)*
- *diphtheria (A36.81)*
- *sarcoidosis (D86.85)*
- *tuberculosis (A18.84)*

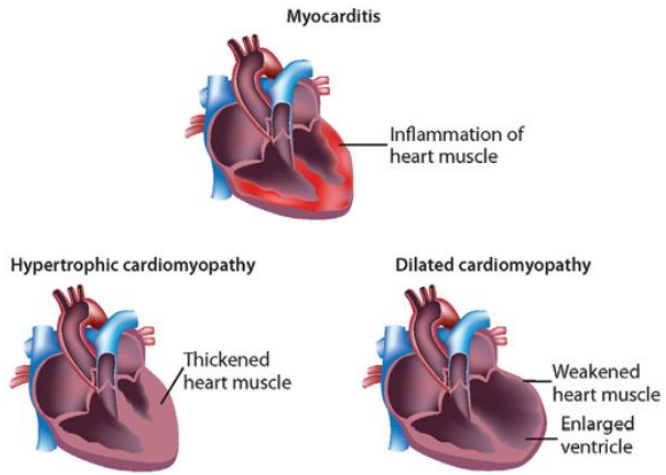

Figure 9.1 Myocarditis and Cardiomyopathy

4th I44 Atrioventricular and left bundle-branch block

- I44.0 Atrioventricular block, first degree CC/MCC Ex
- I44.1 Atrioventricular block, second degree CC/MCC Ex
  - Atrioventricular block, type I and II
  - Möbitz block, type I and II
  - Second degree block, type I and II
  - Wenckebach's block
- I44.2 Atrioventricular block, complete CC HCC CC/MCC Ex
  - AHA: Q2 2025, Q2 2019
  - Complete heart block NOS
  - Third degree block
- 5th I44.3 Other and unspecified atrioventricular block
  - Atrioventricular block NOS
  - I44.30 Unspecified atrioventricular block CC/MCC Ex
  - I44.39 Other atrioventricular block CC/MCC Ex
- I44.4 Left anterior fascicular block ? CC/MCC Ex
- I44.5 Left posterior fascicular block ? CC/MCC Ex
- 5th I44.6 Other and unspecified fascicular block
  - I44.60 Unspecified fascicular block ? CC/MCC Ex
    - Left bundle-branch hemiblock NOS
  - I44.69 Other fascicular block ? CC/MCC Ex
- I44.7 Left bundle-branch block, unspecified ? CC/MCC Ex

4th I45 Other conduction disorders

I45.0 Right fascicular block ? CC/MCC Ex0

5th I45.1 Other and unspecified right bundle-branch block

I45.10 Unspecified right bundle-branch block ? CC/MCC Ex0

Right bundle-branch block NOS

I45.19 Other right bundle-branch block ? CC/MCC Ex0

I45.2 Bifascicular block CC CC/MCC Ex0

I45.3 Trifascicular block CC CC/MCC Ex0

I45.4 Nonspecific intraventricular block CC/MCC Ex0

Bundle-branch block NOS

I45.5 Other specified heart block CC/MCC Ex0

Sinoatrial block

Sinoauricular block

Excludes1 *heart block NOS (I45.9)*

I45.6 Pre-excitation syndrome CC/MCC Ex0

Accelerated atrioventricular conduction

Accessory atrioventricular conduction

Anomalous atrioventricular excitation

Lown-Ganong-Levine syndrome

Pre-excitation atrioventricular conduction

Wolff-Parkinson-White syndrome

5th I45.8 Other specified conduction disorders

I45.81 Long QT syndrome CC/MCC Ex0

I45.89 Other specified conduction disorders CC CC/MCC Ex0

Atrioventricular [AV] dissociation

Interference dissociation

Isorhythmic dissociation

Nonparoxysmal AV nodal tachycardia

I45.9 Conduction disorder, unspecified CC/MCC Ex0

Heart block NOS

Stokes-Adams syndrome

4th I46 **Cardiac arrest**

EXCLUDES1 *cardiogenic shock (R57.0)*

I46.2 **Cardiac arrest due to underlying cardiac condition** HCC MCC PDxIn CC/MCC Exc

AHA: Q1 2024

Code first underlying cardiac condition

I46.8 **Cardiac arrest due to other underlying condition** HCC MCC PDxIn CC/MCC Exc

Code first underlying condition

I46.9 **Cardiac arrest, cause unspecified** HCC MCC CC/MCC Exc

AHA: Q3 2020

4th I47 **Paroxysmal tachycardia**

Code first tachycardia complicating:

abortion or ectopic or molar pregnancy (O00-O07, O08.8)

obstetric surgery and procedures (O75.4)

EXCLUDES1 *tachycardia NOS (R00.0)*

sinoauricular tachycardia NOS (R00.0)

sinus [sinusal] tachycardia NOS (R00.0)

I47.0 **Re-entry ventricular arrhythmia** CC HCC CC/MCC Exc

5th I47.1 **Supraventricular tachycardia**

I47.10 **Supraventricular tachycardia, unspecified** CC RxHCC CC/MCC Exc

I47.11 **Inappropriate sinus tachycardia, so stated** CC RxHCC CC/MCC Exc

IST

I47.19 **Other supraventricular tachycardia** CC RxHCC CC/MCC Exc

Atrial (paroxysmal) tachycardia

Atrioventricular [AV] (paroxysmal) tachycardia

Atrioventricular re-entrant (nodal) tachycardia [AVNRT] [AVRT]

Junctional (paroxysmal) tachycardia

Nodal (paroxysmal) tachycardia

5th I47.2 Ventricular tachycardia

I47.20 Ventricular tachycardia, unspecified CC HCC CC/MCC Ex0

AHA: Q4 2022

I47.21 Torsades de pointes CC HCC CC/MCC Ex0

AHA: Q4 2022

Code also, if applicable, long QT syndrome (I45.81)

Use additional code for adverse effect, if applicable, to identify drug (T36-T50 with fifth or sixth character 5)

I47.29 Other ventricular tachycardia CC HCC CC/MCC Ex0

AHA: Q4 2022

I47.9 Paroxysmal tachycardia, unspecified HCC RxHCC CC/MCC Ex0

Bouveret (-Hoffman) syndrome

4th I48 Atrial fibrillation and flutter

I48.0 Paroxysmal atrial fibrillation HCC RxHCC CC/MCC Ex0

AHA: Q3 2018

5th I48.1 Persistent atrial fibrillation

EXCLUDES1 *Permanent atrial fibrillation (I48.21)*

I48.11 Longstanding persistent atrial fibrillation CC HCC RxHCC CC/MCC Ex0

AHA: Q4 2019

I48.19 Other persistent atrial fibrillation CC HCC RxHCC CC/MCC Ex0

AHA: Q4 2019

Chronic persistent atrial fibrillation

Persistent atrial fibrillation, NOS

5th I48.2 Chronic atrial fibrillation

I48.20 Chronic atrial fibrillation, unspecified CC HCC RxHCC CC/MCC Ex0

AHA: Q4 2019

EXCLUDES1 *Chronic persistent atrial fibrillation (I48.19)*

I48.21 Permanent atrial fibrillation CC HCC RxHCC CC/MCC Ex0

AHA: Q4 2019

I48.3 Typical atrial flutter CC HCC RxHCC CC/MCC Ex0

Type I atrial flutter

I48.4 Atypical atrial flutter CC HCC RxHCC CC/MCC Ex0

Type II atrial flutter

5th I48.9 Unspecified atrial fibrillation and atrial flutter

I48.91 Unspecified atrial fibrillation HCC RxHCC CC/MCC Ex6

I48.92 Unspecified atrial flutter CC HCC RxHCC CC/MCC Ex6

4th I49 Other cardiac arrhythmias

Code first cardiac arrhythmia complicating:

abortion or ectopic or molar pregnancy (O00-O07, O08.8)

obstetric surgery and procedures (O75.4)

EXCLUDES2 *bradycardia NOS (R00.1)*

neonatal dysrhythmia (P29.1-)

sinoatrial bradycardia (R00.1)

sinus bradycardia (R00.1)

vagal bradycardia (R00.1)

5th I49.0 Ventricular fibrillation and flutter

I49.01 Ventricular fibrillation HCC MCC CC/MCC Ex6

I49.02 Ventricular flutter HCC MCC CC/MCC Ex6

I49.1 Atrial premature depolarization CC/MCC Ex6

Atrial premature beats

I49.2 Junctional premature depolarization CC HCC RxHCC CC/MCC Ex6

I49.3 Ventricular premature depolarization CC/MCC Ex6

AHA: Q2 2020

5th I49.4 Other and unspecified premature depolarization

I49.40 Unspecified premature depolarization CC/MCC Ex0

Premature beats NOS

I49.49 Other premature depolarization CC/MCC Ex0

Ectopic beats
Extrasystoles
Extrasystolic arrhythmias
Premature contractions

I49.5 Sick sinus syndrome HCC CC/MCC Ex0

AHA: Q1 2019

Tachycardia-bradycardia syndrome

I49.8 Other specified cardiac arrhythmias CC/MCC Ex0

AHA: Q2 2025

Brugada syndrome
Coronary sinus rhythm disorder
Ectopic rhythm disorder
Nodal rhythm disorder

I49.9 Cardiac arrhythmia, unspecified

Arrhythmia (cardiac) NOS

4th I50 Heart failure

See Official Guidelines, "Hypertension with Heart Disease" I.C.9.a.1, "Hypertensive Heart and Chronic Kidney Disease" I.C.9.a.3

Code first heart failure complicating abortion or ectopic or molar pregnancy (O00-O07, O08.8)

heart failure due to hypertension (I11.0)
heart failure due to hypertension with chronic kidney disease (I13.-)
heart failure following surgery (I97.13-)
obstetric surgery and procedures (O75.4)
rheumatic heart failure (I09.81)

Excludes *cardiac arrest (I46.-)*

neonatal cardiac failure (P29.0)

I50.1 **Left ventricular failure, unspecified** CC HCC RxHCC CC/MCC Exc

Cardiac asthma
Edema of lung with heart disease NOS
Edema of lung with heart failure
Left heart failure
Pulmonary edema with heart disease NOS
Pulmonary edema with heart failure

EXCLUDES1 *edema of lung without heart disease or heart failure (J81.-)*
pulmonary edema without heart disease or failure (J81.-)

5th I50.2 Systolic **(congestive) heart failure**

Heart failure with reduced ejection fraction [HFrEF]
Systolic left ventricular heart failure

Code also end stage heart failure, if applicable (I50.84)

EXCLUDES1 *combined systolic (congestive) and diastolic (congestive) heart failure (I50.4-)*

I50.20 **Unspecified systolic (congestive) heart failure** CC HCC RxHCC CC/MCC Exc
I50.21 **Acute systolic (congestive) heart failure** HCC MCC RxHCC CC/MCC Exc
I50.22 **Chronic systolic (congestive) heart failure** CC HCC RxHCC CC/MCC Exc
I50.23 **Acute on chronic systolic (congestive) heart failure** HCC MCC RxHCC CC/MCC Exc

5th I50.3 Diastolic **(congestive) heart failure**

Diastolic left ventricular heart failure
Heart failure with normal ejection fraction
Heart failure with preserved ejection fraction [HFpEF]

Code also end stage heart failure, if applicable (I50.84)

EXCLUDES1 *combined systolic (congestive) and diastolic (congestive) heart failure (I50.4-)*

I50.30 **Unspecified diastolic (congestive) heart failure** CC HCC RxHCC CC/MCC Exc
I50.31 **Acute diastolic (congestive) heart failure** HCC MCC RxHCC CC/MCC Exc

AHA: Q2 2025, Q1 2017

I50.32 **Chronic diastolic (congestive) heart failure** CC HCC RxHCC CC/MCC Exc

AHA: Q3 2023, Q3 2020

I50.33 **Acute on chronic diastolic (congestive) heart failure** HCC MCC RxHCC CC/MCC Exc

AHA: Q2 2024

5th I50.4 Combined systolic (congestive) and diastolic (congestive) heart failure

Combined systolic and diastolic left ventricular heart failure

Heart failure with reduced ejection fraction and diastolic dysfunction

Code also end stage heart failure, if applicable (I50.84)

I50.40 **Unspecified combined systolic (congestive) and diastolic (congestive) heart failure** CC HCC RxHCC CC/MCC Ex0

I50.41 **Acute combined systolic (congestive) and diastolic (congestive) heart failure** HCC MCC RxHCC CC/MCC Ex0

I50.42 **Chronic combined systolic (congestive) and diastolic (congestive) heart failure** CC HCC RxHCC CC/MCC Ex0

I50.43 **Acute on chronic combined systolic (congestive) and diastolic (congestive) heart failure** HCC MCC RxHCC CC/MCC Ex0

5th I50.8 Other heart failure

DEFINITION: A result of left heart failure marked by swelling in ankles, legs, abdomen.

6th I50.81 Right heart failure

Right ventricular failure

I50.810 **Right heart failure, unspecified** HCC RxHCC CC/MCC Ex0

Right heart failure without mention of left heart failure

Right ventricular failure NOS

I50.811 **Acute right heart failure** HCC RxHCC CC/MCC Ex0

Acute isolated right heart failure

Acute (isolated) right ventricular failure

I50.812 **Chronic right heart failure** HCC RxHCC CC/MCC Ex0

Chronic isolated right heart failure

Chronic (isolated) right ventricular failure

I50.813 **Acute on chronic right heart failure** HCC RxHCC CC/MCC Ex0

AHA: Q3 2023

Acute on chronic isolated right heart failure

Acute on chronic (isolated) right ventricular failure

Acute decompensation of chronic (isolated) right ventricular failure

Acute exacerbation of chronic (isolated) right ventricular failure

I50.814 **Right heart failure due to left heart failure** HCC RxHCC CC/MCC Ex0

Right ventricular failure secondary to left ventricular failure

Code also the type of left ventricular failure, if known (I50.2-I50.43)

EXCLUDES1 *Right heart failure with but not due to left heart failure (I50.82)*

I50.82 Biventricular heart failure HCC RxHCC CC/MCC Ex6

Code also the type of left ventricular failure as systolic, diastolic, or combined, if known (I50.2-I50.43)

I50.83 High output heart failure HCC RxHCC CC/MCC Ex6

I50.84 End stage heart failure HCC RxHCC CC/MCC Ex6

AHA: Q3 2022

Stage D heart failure

Code also the type of heart failure as systolic, diastolic, or combined, if known (I50.2-I50.43)

I50.89 Other heart failure HCC RxHCC CC/MCC Ex6

I50.9 Heart failure, unspecified HCC RxHCC CC/MCC Ex6

AHA: Q1 2017, Q2 2015

Cardiac, heart or myocardial failure NOS

Congestive heart disease

Congestive heart failure NOS

EXCLUDES *fluid overload unrelated to congestive heart failure (E87.70)*

4th I51 Complications and ill-defined descriptions of heart disease

EXCLUDES *heart disease specified as rheumatic (I00-I09)*

I51.0 Cardiac septal defect, acquired A CC CC/MCC Ex6

Acquired septal atrial defect (old)

Acquired septal auricular defect (old)

Acquired septal ventricular defect (old)

EXCLUDES *cardiac septal defect as current complication following acute myocardial infarction (I23.1, I23.2)*

I51.1 Rupture of chordae tendineae, not elsewhere classified HCC MCC RxHCC CC/MCC Ex6

EXCLUDES *rupture of chordae tendineae as current complication following acute myocardial infarction (I23.4)*

I51.2 Rupture of papillary muscle, not elsewhere classified HCC MCC RxHCC CC/MCC Ex6

EXCLUDES *rupture of papillary muscle as current complication following acute myocardial infarction (I23.5)*

I51.3 Intracardiac thrombosis, not elsewhere classified

Apical thrombosis (old)
Atrial thrombosis (old)
Auricular thrombosis (old)
Mural thrombosis (old)
Ventricular thrombosis (old)

EXCLUDES1 *intracardiac thrombosis as current complication following acute myocardial infarction (I23.6)*

I51.4 Myocarditis, unspecified HCC RxHCC CC/MCC Ex6

See Official Guidelines, "Hypertension with Heart Disease" I.C.9.a.1

AHA: Q2 2018, Q4 2018, Q4 2017, Q4 2016

Chronic (interstitial) myocarditis
Myocardial fibrosis
Myocarditis NOS

EXCLUDES1 *acute or subacute myocarditis (I40.-)*

I51.5 Myocardial degeneration HCC RxHCC

See Official Guidelines, "Hypertension with Heart Disease" I.C.9.a.1

AHA: Q2 2018, Q4 2018, Q4 2017, Q4 2016

Fatty degeneration of heart or myocardium
Myocardial disease
Senile degeneration of heart or myocardium

EXCLUDES1 **myocardial degeneration due to hypertension (I11.-)*
**myocardial degeneration due to hypertension and chronic kidney disease (I13.-)*

I51.7 Cardiomegaly

See Official Guidelines, "Hypertension with Heart Disease" I.C.9.a.1

AHA: Q2 2018, Q4 2018, Q4 2017, Q4 2016

Cardiac dilatation
Cardiac hypertrophy
Ventricular dilatation

EXCLUDES1 **cardiomegaly due to hypertension (I11.-)*
**cardiomegaly due to hypertension and chronic kidney disease (I13.-)*

5th I51.8 **Other ill-defined heart diseases**

I51.81 **Takotsubo syndrome** CC CC/MCC Ex0

AHA: Q2 2018, Q4 2017, Q4 2016

Reversible left ventricular dysfunction following sudden emotional stress

Stress induced cardiomyopathy

Takotsubo cardiomyopathy

Transient left ventricular apical ballooning syndrome

I51.89 **Other ill-defined heart diseases**

See Official Guidelines, "Hypertension with Heart Disease" I.C.9.a.1

AHA: Q2 2019, Q2 2018, Q4 2018, Q4 2017, Q4 2016

Carditis (acute)(chronic)

Pancarditis (acute)(chronic)

I51.9 **Heart disease, unspecified** CC/MCC Ex0

See Official Guidelines, "Hypertension with Heart Disease" I.C.9.a.1

AHA: Q2 2018, Q4 2018, Q4 2017, Q4 2016

I52 **Other heart disorders in diseases classified elsewhere**

Code first underlying disease, such as:

congenital syphilis (A50.5)

mucopolysaccharidosis (E76.3)

schistosomiasis (B65.0-B65.9)

Excludes1 *heart disease (in):*

gonococcal infection (A54.83)

meningococcal infection (A39.50)

rheumatoid arthritis (M05.31)

syphilis (A52.06)

I5A Non-ischemic myocardial injury (non-traumatic) CC CC/MCC EXC

Acute (non-ischemic) myocardial injury

Chronic (non-ischemic) myocardial injury

Unspecified (non-ischemic) myocardial injury

Code first the underlying cause, if known and applicable, such as:

- acute kidney failure (N17.-)
- acute myocarditis (I40.-)
- cardiomyopathy (I42.-)
- chronic kidney disease (CKD) (N18.-)
- heart failure (I50.-)
- hypertensive urgency (I16.0)
- nonrheumatic aortic valve disorders (I35.-)
- paroxysmal tachycardia (I47.-)
- pulmonary embolism (I26.-)
- pulmonary hypertension (I27.0, I27.2-)
- sepsis (A41.-)
- takotsubo syndrome (I51.81)

Excludes1 *acute myocardial infarction (I21.-)*

injury of heart (S26.-)

Excludes2 *other acute ischemic heart diseases (I24.-)*

Cerebrovascular diseases (I60-I69)

See Official Guidelines, "Hypertensive Cerebrovascular Disease" I.C.9.a.4

Use additional code to identify presence of:

alcohol abuse and dependence (F10.-)

exposure to environmental tobacco smoke (Z77.22)

history of tobacco dependence (Z87.891)

hypertension (I10-I1A)

occupational exposure to environmental tobacco smoke (Z57.31)

tobacco dependence (F17.-)

tobacco use (Z72.0)

EXCLUDES1 *traumatic intracranial hemorrhage (S06.-)*

4th I60 **Nontraumatic subarachnoid hemorrhage**

See Official Guidelines, "Sequelae of Cerebrovascular Disease" I.C.9.d.1-3

Use additional code, if known, to indicate National Institutes of Health Stroke Scale (NIHSS) score (R29.7-)

EXCLUDES1 *syphilitic ruptured cerebral aneurysm (A52.05)*

EXCLUDES2 *sequelae of subarachnoid hemorrhage (I69.0-)*

5th I60.0 **Nontraumatic subarachnoid hemorrhage from carotid siphon and bifurcation**

I60.00 **Nontraumatic subarachnoid hemorrhage from unspecified carotid siphon and bifurcation** HCC MCC CC/MCC Exc

I60.01 **Nontraumatic subarachnoid hemorrhage from right carotid siphon and bifurcation** HCC MCC CC/MCC Exc

I60.02 **Nontraumatic subarachnoid hemorrhage from left carotid siphon and bifurcation** HCC MCC CC/MCC Exc

5th I60.1 **Nontraumatic subarachnoid hemorrhage from middle cerebral artery**

I60.10 **Nontraumatic subarachnoid hemorrhage from unspecified middle cerebral artery** HCC MCC CC/MCC Exc

I60.11 **Nontraumatic subarachnoid hemorrhage from right middle cerebral artery** HCC MCC CC/MCC Exc

I60.12 **Nontraumatic subarachnoid hemorrhage from left middle cerebral artery** HCC MCC CC/MCC Exc

I60.2 **Nontraumatic subarachnoid hemorrhage from anterior communicating artery** HCC MCC CC/MCC Exc

I60.3 **Nontraumatic subarachnoid hemorrhage from posterior communicating artery**

I60.30 **Nontraumatic subarachnoid hemorrhage from unspecified posterior communicating artery** HCC MCC CC/MCC Exc

I60.31 **Nontraumatic subarachnoid hemorrhage from right posterior communicating artery** HCC MCC CC/MCC Exc

I60.32 **Nontraumatic subarachnoid hemorrhage from left posterior communicating artery** HCC MCC CC/MCC Exc

I60.4 **Nontraumatic subarachnoid hemorrhage from basilar artery** HCC MCC CC/MCC Exc

I60.5 **Nontraumatic subarachnoid hemorrhage from vertebral artery**

I60.50 **Nontraumatic subarachnoid hemorrhage from unspecified vertebral artery** HCC MCC CC/MCC Exc

I60.51 **Nontraumatic subarachnoid hemorrhage from right vertebral artery** HCC MCC CC/MCC Exc

I60.52 **Nontraumatic subarachnoid hemorrhage from left vertebral artery** HCC MCC CC/MCC Exc

I60.6 **Nontraumatic subarachnoid hemorrhage from other intracranial arteries** HCC MCC CC/MCC Exc

I60.7 **Nontraumatic subarachnoid hemorrhage from unspecified intracranial artery** HCC MCC CC/MCC Exc

Ruptured (congenital) berry aneurysm

Ruptured (congenital) cerebral aneurysm

Subarachnoid hemorrhage (nontraumatic) from cerebral artery NOS

Subarachnoid hemorrhage (nontraumatic) from communicating artery NOS

EXCLUDES1 *berry aneurysm, nonruptured (I67.1)*

I60.8 **Other nontraumatic subarachnoid hemorrhage** HCC MCC CC/MCC Exc

Meningeal hemorrhage

Rupture of cerebral arteriovenous malformation

I60.9 **Nontraumatic subarachnoid hemorrhage, unspecified** HCC MCC CC/MCC Exc

4th I61 **Nontraumatic intracerebral hemorrhage**

See Official Guidelines, "Sequelae of Cerebrovascular Disease" I.C.9.d.1-3

Use additional code, if known, to indicate National Institutes of Health Stroke Scale (NIHSS) score (R29.7-)

EXCLUDES *sequelae of intracerebral hemorrhage (I69.1-)*

I61.0 **Nontraumatic intracerebral hemorrhage in hemisphere, subcortical** HCC MCC CC/MCC Exc

AHA: Q4 2016

Deep intracerebral hemorrhage (nontraumatic)

I61.1 **Nontraumatic intracerebral hemorrhage in hemisphere, cortical** HCC MCC CC/MCC Exc

Cerebral lobe hemorrhage (nontraumatic)

Superficial intracerebral hemorrhage (nontraumatic)

I61.2 **Nontraumatic intracerebral hemorrhage in hemisphere, unspecified** HCC MCC CC/MCC Exc

I61.3 **Nontraumatic intracerebral hemorrhage in brain stem** HCC MCC CC/MCC Exc

AHA: Q4 2023

I61.4 **Nontraumatic intracerebral hemorrhage in cerebellum** HCC MCC CC/MCC Exc

I61.5 **Nontraumatic intracerebral hemorrhage, intraventricular** HCC MCC CC/MCC Exc

I61.6 **Nontraumatic intracerebral hemorrhage, multiple localized** HCC MCC CC/MCC Exc

I61.8 **Other nontraumatic intracerebral hemorrhage** HCC MCC CC/MCC Exc

AHA: Q2 2024

I61.9 **Nontraumatic intracerebral hemorrhage, unspecified** HCC MCC CC/MCC Exc

AHA: Q3 2022

4th I62 **Other and unspecified nontraumatic intracranial hemorrhage**

See Official Guidelines, "Sequelae of Cerebrovascular Disease" I.C.9.d.1-3

Use additional code, if known, to indicate National Institutes of Health Stroke Scale (NIHSS) score (R29.7-)

EXCLUDES *sequelae of intracranial hemorrhage (I69.2)*

5th I62.0 Nontraumatic subdural hemorrhage

I62.00 Nontraumatic subdural hemorrhage, unspecified HCC MCC CC/MCC Exc

I62.01 Nontraumatic acute subdural hemorrhage HCC MCC CC/MCC Exc

I62.02 Nontraumatic subacute subdural hemorrhage HCC MCC CC/MCC Exc

I62.03 Nontraumatic chronic subdural hemorrhage HCC MCC CC/MCC Exc

I62.1 Nontraumatic extradural hemorrhage HCC MCC CC/MCC Exc

AHA: Q3 2023

Nontraumatic epidural hemorrhage

I62.9 Nontraumatic intracranial hemorrhage, unspecified CC HCC CC/MCC Exc

4th I63 Cerebral infarction (Figure 9.2)

See Official Guidelines, "Sequelae of Cerebrovascular Disease" I.C.9.d.1-3, "NIHSS Stroke Scale" I.C.18.i

INCLUDES *occlusion and stenosis of cerebral and precerebral arteries, resulting in cerebral infarction*

Use additional code, if applicable, to identify status post administration of tPA (rtPA) in a different facility within the last 24 hours prior to admission to current facility (Z92.82)

Use additional code, if known, to indicate National Institutes of Health Stroke Scale (NIHSS) score (R29.7-)

EXCLUDES1 *neonatal cerebral infarction (P91.82-)*

EXCLUDES2 *chronic, without residual deficits (sequelae) (Z86.73)*

sequelae of cerebral infarction (I69.3-)

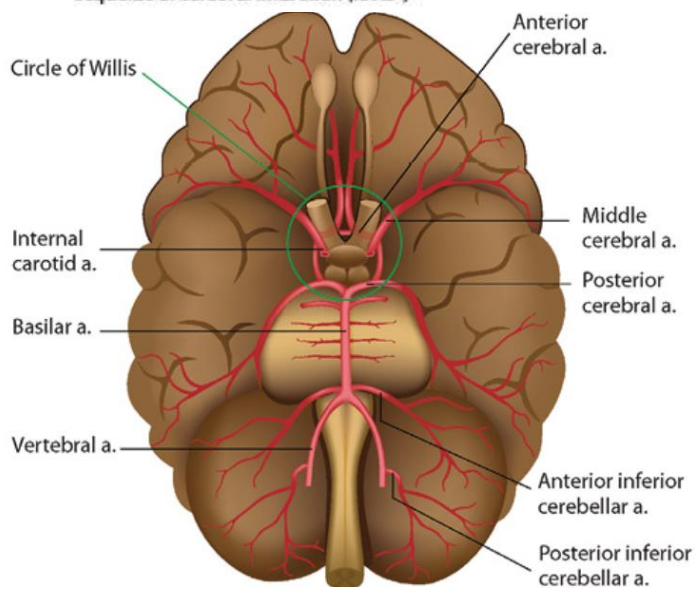

Figure 9.2 Blood Supply of the Brain

- I63.0 Cerebral infarction due to thrombosis of precerebral arteries
  - I63.00 Cerebral infarction due to thrombosis of unspecified precerebral artery HCC MCC CC/MCC Exc
  - I63.01 Cerebral infarction due to thrombosis of vertebral artery
    - I63.011 Cerebral infarction due to thrombosis of right vertebral artery HCC MCC CC/MCC Exc
    - I63.012 Cerebral infarction due to thrombosis of left vertebral artery HCC MCC CC/MCC Exc
    - I63.013 Cerebral infarction due to thrombosis of bilateral vertebral arteries HCC MCC CC/MCC Exc
    - I63.019 Cerebral infarction due to thrombosis of unspecified vertebral artery HCC MCC CC/MCC Exc
  - I63.02 Cerebral infarction due to thrombosis of basilar artery HCC MCC CC/MCC Exc
  - I63.03 Cerebral infarction due to thrombosis of carotid artery
    - I63.031 Cerebral infarction due to thrombosis of right carotid artery HCC MCC CC/MCC Exc
    - I63.032 Cerebral infarction due to thrombosis of left carotid artery HCC MCC CC/MCC Exc
    - I63.033 Cerebral infarction due to thrombosis of bilateral carotid arteries HCC MCC CC/MCC Exc
    - I63.039 Cerebral infarction due to thrombosis of unspecified carotid artery HCC MCC CC/MCC Exc
  - I63.09 Cerebral infarction due to thrombosis of other precerebral artery HCC MCC CC/MCC Exc
- I63.1 Cerebral infarction due to embolism of precerebral arteries
  - I63.10 Cerebral infarction due to embolism of unspecified precerebral artery HCC MCC CC/MCC Exc
  - I63.11 Cerebral infarction due to embolism of vertebral artery
    - I63.111 Cerebral infarction due to embolism of right vertebral artery HCC MCC CC/MCC Exc
    - I63.112 Cerebral infarction due to embolism of left vertebral artery HCC MCC CC/MCC Exc
    - I63.113 Cerebral infarction due to embolism of bilateral vertebral arteries HCC MCC CC/MCC Exc
    - I63.119 Cerebral infarction due to embolism of unspecified vertebral artery HCC MCC CC/MCC Exc
  - I63.12 Cerebral infarction due to embolism of basilar artery HCC MCC CC/MCC Exc
  - I63.13 Cerebral infarction due to embolism of carotid artery
    - I63.131 Cerebral infarction due to embolism of right carotid artery HCC MCC CC/MCC Exc
    - I63.132 Cerebral infarction due to embolism of left carotid artery HCC MCC CC/MCC Exc
    - I63.133 Cerebral infarction due to embolism of bilateral carotid arteries HCC MCC CC/MCC Exc
    - I63.139 Cerebral infarction due to embolism of unspecified carotid artery HCC MCC CC/MCC Exc
  - I63.19 Cerebral infarction due to embolism of other precerebral artery HCC MCC CC/MCC Exc

- I63.2 Cerebral infarction due to unspecified occlusion or stenosis of precerebral arteries
  - I63.20 Cerebral infarction due to unspecified occlusion or stenosis of unspecified precerebral arteries HCC MCC CC/MCC Exc
  - I63.21 Cerebral infarction due to unspecified occlusion or stenosis of vertebral arteries
    - I63.211 Cerebral infarction due to unspecified occlusion or stenosis of right vertebral artery HCC MCC CC/MCC Exc
    - I63.212 Cerebral infarction due to unspecified occlusion or stenosis of left vertebral artery HCC MCC CC/MCC Exc
    - I63.213 Cerebral infarction due to unspecified occlusion or stenosis of bilateral vertebral arteries HCC MCC CC/MCC Exc
    - I63.219 Cerebral infarction due to unspecified occlusion or stenosis of unspecified vertebral artery HCC MCC CC/MCC Exc
  - I63.22 Cerebral infarction due to unspecified occlusion or stenosis of basilar artery HCC MCC CC/MCC Exc
  - I63.23 Cerebral infarction due to unspecified occlusion or stenosis of carotid arteries
    - I63.231 Cerebral infarction due to unspecified occlusion or stenosis of right carotid arteries HCC MCC CC/MCC Exc

      AHA: Q3 2020
    - I63.232 Cerebral infarction due to unspecified occlusion or stenosis of left carotid arteries HCC MCC CC/MCC Exc
    - I63.233 Cerebral infarction due to unspecified occlusion or stenosis of bilateral carotid arteries HCC MCC CC/MCC Exc
    - I63.239 Cerebral infarction due to unspecified occlusion or stenosis of unspecified carotid artery HCC MCC CC/MCC Exc
  - I63.29 Cerebral infarction due to unspecified occlusion or stenosis of other precerebral arteries HCC MCC CC/MCC Exc
- I63.3 Cerebral infarction due to thrombosis of cerebral arteries
  - I63.30 Cerebral infarction due to thrombosis of unspecified cerebral artery HCC MCC CC/MCC Exc
  - I63.31 Cerebral infarction due to thrombosis of middle cerebral artery
    - I63.311 Cerebral infarction due to thrombosis of right middle cerebral artery HCC MCC CC/MCC Exc
    - I63.312 Cerebral infarction due to thrombosis of left middle cerebral artery HCC MCC CC/MCC Exc
    - I63.313 Cerebral infarction due to thrombosis of bilateral middle cerebral arteries HCC MCC CC/MCC Exc
    - I63.319 Cerebral infarction due to thrombosis of unspecified middle cerebral artery HCC MCC CC/MCC Exc
  - I63.32 Cerebral infarction due to thrombosis of anterior cerebral artery
    - I63.321 Cerebral infarction due to thrombosis of right anterior cerebral artery HCC MCC CC/MCC Exc
    - I63.322 Cerebral infarction due to thrombosis of left anterior cerebral artery HCC MCC CC/MCC Exc
    - I63.323 Cerebral infarction due to thrombosis of bilateral anterior cerebral arteries HCC MCC CC/MCC Exc
    - I63.329 Cerebral infarction due to thrombosis of unspecified anterior cerebral artery HCC MCC CC/MCC Exc

- I63.33 Cerebral infarction due to thrombosis of posterior cerebral artery
  - I63.331 Cerebral infarction due to thrombosis of right posterior cerebral artery HCC MCC CC/MCC Exc
  - I63.332 Cerebral infarction due to thrombosis of left posterior cerebral artery HCC MCC CC/MCC Exc
  - I63.333 Cerebral infarction due to thrombosis of bilateral posterior cerebral arteries HCC MCC CC/MCC Exc
  - I63.339 Cerebral infarction due to thrombosis of unspecified posterior cerebral artery HCC MCC CC/MCC Exc
- I63.34 Cerebral infarction due to thrombosis of cerebellar artery
  - I63.341 Cerebral infarction due to thrombosis of right cerebellar artery HCC MCC CC/MCC Exc
  - I63.342 Cerebral infarction due to thrombosis of left cerebellar artery HCC MCC CC/MCC Exc
  - I63.343 Cerebral infarction due to thrombosis of bilateral cerebellar arteries HCC MCC CC/MCC Exc
  - I63.349 Cerebral infarction due to thrombosis of unspecified cerebellar artery HCC MCC CC/MCC Exc
- I63.39 Cerebral infarction due to thrombosis of other cerebral artery HCC MCC CC/MCC Exc
- I63.4 Cerebral infarction due to embolism of cerebral arteries
  - I63.40 Cerebral infarction due to embolism of unspecified cerebral artery HCC MCC CC/MCC Exc
- I63.41 Cerebral infarction due to embolism of middle cerebral artery
  - I63.411 Cerebral infarction due to embolism of right middle cerebral artery HCC MCC CC/MCC Exc
  - I63.412 Cerebral infarction due to embolism of left middle cerebral artery HCC MCC CC/MCC Exc
  - I63.413 Cerebral infarction due to embolism of bilateral middle cerebral arteries HCC MCC CC/MCC Exc
  - I63.419 Cerebral infarction due to embolism of unspecified middle cerebral artery HCC MCC CC/MCC Exc
- I63.42 Cerebral infarction due to embolism of anterior cerebral artery
  - I63.421 Cerebral infarction due to embolism of right anterior cerebral artery HCC MCC CC/MCC Exc
  - I63.422 Cerebral infarction due to embolism of left anterior cerebral artery HCC MCC CC/MCC Exc
  - I63.423 Cerebral infarction due to embolism of bilateral anterior cerebral arteries HCC MCC CC/MCC Exc
  - I63.429 Cerebral infarction due to embolism of unspecified anterior cerebral artery HCC MCC CC/MCC Exc
- I63.43 Cerebral infarction due to embolism of posterior cerebral artery
  - I63.431 Cerebral infarction due to embolism of right posterior cerebral artery HCC MCC CC/MCC Exc
  - I63.432 Cerebral infarction due to embolism of left posterior cerebral artery HCC MCC CC/MCC Exc
  - I63.433 Cerebral infarction due to embolism of bilateral posterior cerebral arteries HCC MCC CC/MCC Exc
  - I63.439 Cerebral infarction due to embolism of unspecified posterior cerebral artery HCC MCC CC/MCC Exc

6th I63.44 Cerebral infarction due to embolism of cerebellar artery
- I63.441 Cerebral infarction due to embolism of right cerebellar artery HCC MCC CC/MCC Exc
- I63.442 Cerebral infarction due to embolism of left cerebellar artery HCC MCC CC/MCC Exc
- I63.443 Cerebral infarction due to embolism of bilateral cerebellar arteries HCC MCC CC/MCC Exc
- I63.449 Cerebral infarction due to embolism of unspecified cerebellar artery HCC MCC CC/MCC Exc

I63.49 Cerebral infarction due to embolism of other cerebral artery HCC MCC CC/MCC Exc

5th I63.5 Cerebral infarction due to unspecified occlusion or stenosis of cerebral arteries

I63.50 Cerebral infarction due to unspecified occlusion or stenosis of unspecified cerebral artery HCC MCC CC/MCC Exc

6th I63.51 Cerebral infarction due to unspecified occlusion or stenosis of middle cerebral artery
- I63.511 Cerebral infarction due to unspecified occlusion or stenosis of right middle cerebral artery HCC MCC CC/MCC Exc
- I63.512 Cerebral infarction due to unspecified occlusion or stenosis of left middle cerebral artery HCC MCC CC/MCC Exc
- I63.513 Cerebral infarction due to unspecified occlusion or stenosis of bilateral middle cerebral arteries HCC MCC CC/MCC Exc
- I63.519 Cerebral infarction due to unspecified occlusion or stenosis of unspecified middle cerebral artery HCC MCC CC/MCC Exc

6th I63.52 Cerebral infarction due to unspecified occlusion or stenosis of anterior cerebral artery
- I63.521 Cerebral infarction due to unspecified occlusion or stenosis of right anterior cerebral artery HCC MCC CC/MCC Exc
- I63.522 Cerebral infarction due to unspecified occlusion or stenosis of left anterior cerebral artery HCC MCC CC/MCC Exc
- I63.523 Cerebral infarction due to unspecified occlusion or stenosis of bilateral anterior cerebral arteries HCC MCC CC/MCC Exc
- I63.529 Cerebral infarction due to unspecified occlusion or stenosis of unspecified anterior cerebral artery HCC MCC CC/MCC Exc

6th I63.53 Cerebral infarction due to unspecified occlusion or stenosis of posterior cerebral artery
- I63.531 Cerebral infarction due to unspecified occlusion or stenosis of right posterior cerebral artery HCC MCC CC/MCC Exc
- I63.532 Cerebral infarction due to unspecified occlusion or stenosis of left posterior cerebral artery HCC MCC CC/MCC Exc

AHA: Q1 2024, Q2 2017

6th I63.54 Cerebral infarction due to unspecified occlusion or stenosis of cerebellar artery
- I63.541 Cerebral infarction due to unspecified occlusion or stenosis of right cerebellar artery HCC MCC CC/MCC Exc
- I63.542 Cerebral infarction due to unspecified occlusion or stenosis of left cerebellar artery HCC MCC CC/MCC Exc
- I63.543 Cerebral infarction due to unspecified occlusion or stenosis of bilateral cerebellar arteries HCC MCC CC/MCC Exc
- I63.549 Cerebral infarction due to unspecified occlusion or stenosis of unspecified cerebellar artery HCC MCC CC/MCC Exc

I63.59 Cerebral infarction due to unspecified occlusion or stenosis of other cerebral artery HCC MCC CC/MCC Exc

I63.6 Cerebral infarction due to cerebral venous thrombosis, nonpyogenic HCC MCC CC/MCC Exc

5th I63.8 Other cerebral infarction

I63.81 Other cerebral infarction due to occlusion or stenosis of small artery HCC MCC CC/MCC Ex6

AHA: Q3 2020, Q4 2018

Lacunar infarction

I63.89 Other cerebral infarction HCC MCC CC/MCC Ex6

AHA: Q1 2024, Q1 2022, Q4 2018

I63.9 Cerebral infarction, unspecified HCC MCC CC/MCC Ex6

AHA: Q2 2020, Q4 2016, Q1 2015

Stroke NOS

EXCLUDES2 *transient cerebral ischemic attacks and related syndromes (G45.-)*

4th I65 Occlusion and stenosis of precerebral arteries, not resulting in cerebral infarction

See Official Guidelines, "Sequelae of Cerebrovascular Disease" I.C.9.d.1-3

INCLUDES *embolism of precerebral artery*

narrowing of precerebral artery

obstruction (complete) (partial) of precerebral artery

thrombosis of precerebral artery

EXCLUDES1 *insufficiency, NOS, of precerebral artery (G45.-)*

insufficiency of precerebral arteries causing cerebral infarction (I63.0-I63.2)

5th I65.0 Occlusion and stenosis of vertebral artery

I65.01 Occlusion and stenosis of right vertebral artery CC/MCC Ex6

I65.02 Occlusion and stenosis of left vertebral artery CC/MCC Ex6

I65.03 Occlusion and stenosis of bilateral vertebral arteries CC/MCC Ex6

I65.09 Occlusion and stenosis of unspecified vertebral artery CC/MCC Ex6

I65.1 Occlusion and stenosis of basilar artery CC/MCC Ex6

5th I65.2 Occlusion and stenosis of carotid artery

I65.21 Occlusion and stenosis of right carotid artery CC/MCC Ex0

I65.22 Occlusion and stenosis of left carotid artery CC/MCC Ex0

AHA: Q3 2020

I65.23 Occlusion and stenosis of bilateral carotid arteries CC/MCC Ex0

AHA: Q1 2021, Q2 2018

I65.29 Occlusion and stenosis of unspecified carotid artery CC/MCC Ex0

I65.8 Occlusion and stenosis of other precerebral arteries CC/MCC Ex0

I65.9 Occlusion and stenosis of unspecified precerebral artery CC/MCC Ex0

Occlusion and stenosis of precerebral artery NOS

4th I66 Occlusion and stenosis of cerebral arteries, not resulting in cerebral infarction

See Official Guidelines, "Sequelae of Cerebrovascular Disease" I.C.9.d.1-3

INCLUDES *embolism of cerebral artery*
narrowing of cerebral artery
obstruction (complete) (partial) of cerebral artery
thrombosis of cerebral artery

EXCLUDES1 *Occlusion and stenosis of cerebral artery causing cerebral infarction (I63.3-I63.5)*

5th I66.0 Occlusion and stenosis of middle cerebral artery

I66.01 Occlusion and stenosis of right middle cerebral artery CC/MCC Ex0

I66.02 Occlusion and stenosis of left middle cerebral artery CC/MCC Ex0

I66.03 Occlusion and stenosis of bilateral middle cerebral arteries CC/MCC Ex0

I66.09 Occlusion and stenosis of unspecified middle cerebral artery CC/MCC Ex0

5th I66.1 Occlusion and stenosis of anterior cerebral artery

I66.11 Occlusion and stenosis of right anterior cerebral artery CC/MCC Ex0

I66.12 Occlusion and stenosis of left anterior cerebral artery CC/MCC Ex0

I66.13 Occlusion and stenosis of bilateral anterior cerebral arteries CC/MCC Ex0

I66.19 Occlusion and stenosis of unspecified anterior cerebral artery CC/MCC Ex0

I66.2 **Occlusion and stenosis of posterior cerebral artery**

I66.21 **Occlusion and stenosis of right posterior cerebral artery** CC/MCC Ex0

I66.22 **Occlusion and stenosis of left posterior cerebral artery** CC/MCC Ex0

I66.23 **Occlusion and stenosis of bilateral posterior cerebral arteries** CC/MCC Ex0

I66.29 **Occlusion and stenosis of unspecified posterior cerebral artery** CC/MCC Ex0

I66.3 **Occlusion and stenosis of cerebellar arteries** CC/MCC Ex0

I66.8 **Occlusion and stenosis of other cerebral arteries** CC/MCC Ex0

Occlusion and stenosis of perforating arteries

I66.9 **Occlusion and stenosis of unspecified cerebral artery** CC/MCC Ex0

I67 **Other cerebrovascular diseases**

See Official Guidelines, "Sequelae of Cerebrovascular Disease" I.C.9.d.1-3

EXCLUDES1 *Occlusion and stenosis of cerebral artery causing cerebral infarction (I63.3-I63.5-)*

Occlusion and stenosis of precerebral artery causing cerebral infarction (I63.2-)

EXCLUDES2 *sequelae of the listed conditions (I69.8)*

I67.0 **Dissection of cerebral arteries, nonruptured** MCC CC/MCC Ex0

AHA: Q3 2021

EXCLUDES1 *ruptured cerebral arteries (I60.7)*

I67.1 **Cerebral aneurysm, nonruptured**

Cerebral aneurysm NOS

Cerebral arteriovenous fistula, acquired

Internal carotid artery aneurysm, intracranial portion

Internal carotid artery aneurysm, NOS

EXCLUDES1 *congenital cerebral aneurysm, nonruptured (Q28.-)*

ruptured cerebral aneurysm (I60.7)

I67.2 **Cerebral atherosclerosis** A

Atheroma of cerebral and precerebral arteries

I67.3 **Progressive vascular leukoencephalopathy** CC HCC RxHCC CC/MCC Ex0

Binswanger's disease

I67.4 **Hypertensive encephalopathy** CC RxHCC CC/MCC Ex0

AHA: Q4 2023

Code also, if applicable, associated hypertensive conditions such as:

essential (primary) hypertension (I10)

hypertensive chronic kidney disease (I12.-)

hypertensive heart and chronic kidney disease (I13.-)

hypertensive heart disease (I11.-)

Excludes1 *insufficiency, NOS, of precerebral arteries (G45.2)*

I67.5 **Moyamoya disease** CC CC/MCC Ex0

I67.6 **Nonpyogenic thrombosis of intracranial venous system** CC CC/MCC Ex0

Nonpyogenic thrombosis of cerebral vein

Nonpyogenic thrombosis of intracranial venous sinus

Excludes1 *nonpyogenic thrombosis of intracranial venous system causing infarction (I63.6)*

I67.7 **Cerebral arteritis, not elsewhere classified** CC CC/MCC Ex0

Granulomatous angiitis of the nervous system

Excludes1 *allergic granulomatous angiitis (M30.1)*

5th I67.8 **Other specified cerebrovascular diseases**

I67.81 **Acute cerebrovascular insufficiency** CC CC/MCC Ex0

Acute cerebrovascular insufficiency unspecified as to location or reversibility

I67.82 **Cerebral ischemia** CC CC/MCC Ex0

Chronic cerebral ischemia

I67.83 **Posterior reversible encephalopathy syndrome** MCC CC/MCC Ex0

PRES

6th I67.84 **Cerebral vasospasm and vasoconstriction**

I67.841 **Reversible cerebrovascular vasoconstriction syndrome** CC CC/MCC Ex0

Call-Fleming syndrome

Code first underlying condition, if applicable, such as eclampsia (O15.00-O15.9)

I67.848 **Other cerebrovascular vasospasm and vasoconstriction** CC CC/MCC Ex0

I67.85 Hereditary cerebrovascular diseases

I67.850 Cerebral autosomal dominant arteriopathy with subcortical infarcts and leukoencephalopathy CC CC/MCC Ex0

AHA: Q4 2018

CADASIL

Code also any associated diagnoses, such as:

epilepsy (G40.-)

stroke (I63.-)

vascular dementia (F01.-)

I67.858 Other hereditary cerebrovascular disease CC CC/MCC Ex0

AHA: Q4 2018

I67.89 Other cerebrovascular disease CC CC/MCC Ex0

AHA: Q2 2023

I67.9 Cerebrovascular disease, unspecified

I68 Cerebrovascular disorders in diseases classified elsewhere

I68.0 Cerebral amyloid angiopathy

Code first underlying amyloidosis (E85.-)

I68.2 Cerebral arteritis in other diseases classified elsewhere CC CC/MCC Ex0

Code first underlying disease

EXCLUDES *cerebral arteritis (in):*

listerosis (A32.89)

systemic lupus erythematosus (M32.19)

syphilis (A52.04)

tuberculosis (A18.89)

I68.8 Other cerebrovascular disorders in diseases classified elsewhere

Code first underlying disease

EXCLUDES *syphilitic cerebral aneurysm (A52.05)*

4th I69 Sequelae of cerebrovascular disease

See Official Guidelines, "Sequelae of Cerebrovascular Disease" I.C.9.d.1-3

NOTES Category I69 is to be used to indicate conditions in I60-I67 as the cause of sequelae. The 'sequelae' include conditions specified as such or as residuals which may occur at any time after the onset of the causal condition

EXCLUDES *personal history of cerebral infarction without residual deficit (Z86.73)*
personal history of prolonged reversible ischemic neurologic deficit (PRIND) (Z86.73)
personal history of reversible ischemic neurological deficit (RIND) (Z86.73)
sequelae of traumatic intracranial injury (S06.-)

5th I69.0 Sequelae of nontraumatic subarachnoid hemorrhage

I69.00 Unspecified sequelae of nontraumatic subarachnoid hemorrhage POA

6th I69.01 Cognitive deficits following nontraumatic subarachnoid hemorrhage

I69.010 Attention and concentration deficit following nontraumatic subarachnoid hemorrhage POA

I69.011 Memory deficit following nontraumatic subarachnoid hemorrhage POA

I69.012 Visuospatial deficit and spatial neglect following nontraumatic subarachnoid hemorrhage POA

I69.013 Psychomotor deficit following nontraumatic subarachnoid hemorrhage POA

I69.014 Frontal lobe and executive function deficit following nontraumatic subarachnoid hemorrhage POA

I69.015 Cognitive social or emotional deficit following nontraumatic subarachnoid hemorrhage POA

I69.018 Other symptoms and signs involving cognitive functions following nontraumatic subarachnoid hemorrhage POA

I69.019 Unspecified symptoms and signs involving cognitive functions following nontraumatic subarachnoid hemorrhage POA

6th I69.02 Speech and language deficits following nontraumatic subarachnoid hemorrhage

I69.020 Aphasia following nontraumatic subarachnoid hemorrhage POA

I69.021 Dysphasia following nontraumatic subarachnoid hemorrhage POA

I69.022 Dysarthria following nontraumatic subarachnoid hemorrhage POA

I69.023 Fluency disorder following nontraumatic subarachnoid hemorrhage POA

Stuttering following nontraumatic subarachnoid hemorrhage

I69.028 Other speech and language deficits following nontraumatic subarachnoid hemorrhage POA

I69.03 Monoplegia of upper limb following nontraumatic subarachnoid hemorrhage

- I69.031 Monoplegia of upper limb following nontraumatic subarachnoid hemorrhage affecting right dominant side POA HCC
- I69.032 Monoplegia of upper limb following nontraumatic subarachnoid hemorrhage affecting left dominant side POA HCC
- I69.033 Monoplegia of upper limb following nontraumatic subarachnoid hemorrhage affecting right non-dominant side POA HCC
- I69.034 Monoplegia of upper limb following nontraumatic subarachnoid hemorrhage affecting left non-dominant side POA HCC
- I69.039 Monoplegia of upper limb following nontraumatic subarachnoid hemorrhage affecting unspecified side POA HCC

I69.04 Monoplegia of lower limb following nontraumatic subarachnoid hemorrhage

- I69.041 Monoplegia of lower limb following nontraumatic subarachnoid hemorrhage affecting right dominant side POA HCC
- I69.042 Monoplegia of lower limb following nontraumatic subarachnoid hemorrhage affecting left dominant side POA HCC
- I69.043 Monoplegia of lower limb following nontraumatic subarachnoid hemorrhage affecting right non-dominant side POA HCC
- I69.044 Monoplegia of lower limb following nontraumatic subarachnoid hemorrhage affecting left non-dominant side POA HCC
- I69.049 Monoplegia of lower limb following nontraumatic subarachnoid hemorrhage affecting unspecified side POA HCC

I69.05 Hemiplegia and hemiparesis following nontraumatic subarachnoid hemorrhage

- I69.051 Hemiplegia and hemiparesis following nontraumatic subarachnoid hemorrhage affecting right dominant side CC POA HCC CC/MCC Exc
- I69.052 Hemiplegia and hemiparesis following nontraumatic subarachnoid hemorrhage affecting left dominant side CC POA HCC CC/MCC Exc
- I69.053 Hemiplegia and hemiparesis following nontraumatic subarachnoid hemorrhage affecting right non-dominant side CC POA HCC CC/MCC Exc
- I69.054 Hemiplegia and hemiparesis following nontraumatic subarachnoid hemorrhage affecting left non-dominant side CC POA HCC CC/MCC Exc
- I69.059 Hemiplegia and hemiparesis following nontraumatic subarachnoid hemorrhage affecting unspecified side CC POA HCC CC/MCC Exc

I69.06 Other paralytic syndrome following nontraumatic subarachnoid hemorrhage

Use additional code to identify type of paralytic syndrome, such as:

locked-in state (G83.5)

quadriplegia (G82.5-)

EXCLUDES1 *hemiplegia/hemiparesis following nontraumatic subarachnoid hemorrhage (I69.05-)*

monoplegia of lower limb following nontraumatic subarachnoid hemorrhage (I69.04-)

monoplegia of upper limb following nontraumatic subarachnoid hemorrhage (I69.03-)

- I69.061 Other paralytic syndrome following nontraumatic subarachnoid hemorrhage affecting right dominant side POA HCC
- I69.062 Other paralytic syndrome following nontraumatic subarachnoid hemorrhage affecting left dominant side POA HCC
- I69.063 Other paralytic syndrome following nontraumatic subarachnoid hemorrhage affecting right non-dominant side POA HCC
- I69.064 Other paralytic syndrome following nontraumatic subarachnoid hemorrhage affecting left non-dominant side POA HCC
- I69.065 Other paralytic syndrome following nontraumatic subarachnoid hemorrhage, bilateral POA HCC
- I69.069 Other paralytic syndrome following nontraumatic subarachnoid hemorrhage affecting unspecified side POA HCC

6th I69.09 Other sequelae of nontraumatic subarachnoid hemorrhage

I69.090 Apraxia following nontraumatic subarachnoid hemorrhage POA

I69.091 Dysphagia following nontraumatic subarachnoid hemorrhage POA

Use additional code to identify the type of dysphagia, if known (R13.11-R13.19)

I69.092 Facial weakness following nontraumatic subarachnoid hemorrhage POA

Facial droop following nontraumatic subarachnoid hemorrhage

I69.093 Ataxia following nontraumatic subarachnoid hemorrhage POA

I69.098 Other sequelae following nontraumatic subarachnoid hemorrhage POA

Alterations of sensation following nontraumatic subarachnoid hemorrhage

Disturbance of vision following nontraumatic subarachnoid hemorrhage

Use additional code to identify the sequelae

5th I69.1 Sequelae of nontraumatic intracerebral hemorrhage

I69.10 Unspecified sequelae of nontraumatic intracerebral hemorrhage POA

6th I69.11 Cognitive deficits following nontraumatic intracerebral hemorrhage

I69.110 Attention and concentration deficit following nontraumatic intracerebral hemorrhage POA

I69.111 Memory deficit following nontraumatic intracerebral hemorrhage POA

I69.112 Visuospatial deficit and spatial neglect following nontraumatic intracerebral hemorrhage POA

I69.113 Psychomotor deficit following nontraumatic intracerebral hemorrhage POA

I69.114 Frontal lobe and executive function deficit following nontraumatic intracerebral hemorrhage POA

I69.115 Cognitive social or emotional deficit following nontraumatic intracerebral hemorrhage POA

I69.118 Other symptoms and signs involving cognitive functions following nontraumatic intracerebral hemorrhage POA

I69.119 Unspecified symptoms and signs involving cognitive functions following nontraumatic intracerebral hemorrhage POA

6th I69.12 Speech and language deficits following nontraumatic intracerebral hemorrhage

I69.120 Aphasia following nontraumatic intracerebral hemorrhage POA

I69.121 Dysphasia following nontraumatic intracerebral hemorrhage POA

I69.122 Dysarthria following nontraumatic intracerebral hemorrhage POA

I69.123 Fluency disorder following nontraumatic intracerebral hemorrhage POA

Stuttering following nontraumatic intracerebral hemorrhage

I69.128 Other speech and language deficits following nontraumatic intracerebral hemorrhage POA

I69.13 Monoplegia of upper limb following nontraumatic intracerebral hemorrhage

- I69.131 Monoplegia of upper limb following nontraumatic intracerebral hemorrhage affecting right dominant side POA HCC
- I69.132 Monoplegia of upper limb following nontraumatic intracerebral hemorrhage affecting left dominant side POA HCC
- I69.133 Monoplegia of upper limb following nontraumatic intracerebral hemorrhage affecting right non-dominant side POA HCC
- I69.134 Monoplegia of upper limb following nontraumatic intracerebral hemorrhage affecting left non-dominant side POA HCC
- I69.139 Monoplegia of upper limb following nontraumatic intracerebral hemorrhage affecting unspecified side POA HCC

I69.14 Monoplegia of lower limb following nontraumatic intracerebral hemorrhage

- I69.141 Monoplegia of lower limb following nontraumatic intracerebral hemorrhage affecting right dominant side POA HCC
- I69.142 Monoplegia of lower limb following nontraumatic intracerebral hemorrhage affecting left dominant side POA HCC
- I69.143 Monoplegia of lower limb following nontraumatic intracerebral hemorrhage affecting right non-dominant side POA HCC
- I69.144 Monoplegia of lower limb following nontraumatic intracerebral hemorrhage affecting left non-dominant side POA HCC
- I69.149 Monoplegia of lower limb following nontraumatic intracerebral hemorrhage affecting unspecified side POA HCC

I69.15 Hemiplegia and hemiparesis following nontraumatic intracerebral hemorrhage

- I69.151 Hemiplegia and hemiparesis following nontraumatic intracerebral hemorrhage affecting right dominant side CC POA HCC CC/MCC Excl
- I69.152 Hemiplegia and hemiparesis following nontraumatic intracerebral hemorrhage affecting left dominant side CC POA HCC CC/MCC Excl
- I69.153 Hemiplegia and hemiparesis following nontraumatic intracerebral hemorrhage affecting right non-dominant side CC POA HCC CC/MCC Excl
- I69.154 Hemiplegia and hemiparesis following nontraumatic intracerebral hemorrhage affecting left non-dominant side CC POA HCC CC/MCC Excl
- I69.159 Hemiplegia and hemiparesis following nontraumatic intracerebral hemorrhage affecting unspecified side CC POA HCC CC/MCC Excl

I69.16 Other paralytic syndrome following nontraumatic intracerebral hemorrhage

Use additional code to identify type of paralytic syndrome, such as:
locked-in state (G83.5)
quadriplegia (G82.5-)

EXCLUDES1 *hemiplegia/hemiparesis following nontraumatic intracerebral hemorrhage (I69.15-)*
monoplegia of lower limb following nontraumatic intracerebral hemorrhage (I69.14-)
monoplegia of upper limb following nontraumatic intracerebral hemorrhage (I69.13-)

- I69.161 Other paralytic syndrome following nontraumatic intracerebral hemorrhage affecting right dominant side POA HCC
- I69.162 Other paralytic syndrome following nontraumatic intracerebral hemorrhage affecting left dominant side POA HCC
- I69.163 Other paralytic syndrome following nontraumatic intracerebral hemorrhage affecting right non-dominant side POA HCC
- I69.164 Other paralytic syndrome following nontraumatic intracerebral hemorrhage affecting left non-dominant side POA HCC
- I69.165 Other paralytic syndrome following nontraumatic intracerebral hemorrhage, bilateral POA HCC
- I69.169 Other paralytic syndrome following nontraumatic intracerebral hemorrhage affecting unspecified side POA HCC

6th I69.19 Other sequelae of nontraumatic intracerebral hemorrhage

I69.190 Apraxia following nontraumatic intracerebral hemorrhage POA

I69.191 Dysphagia following nontraumatic intracerebral hemorrhage POA

Use additional code to identify the type of dysphagia, if known (R13.11-R13.19)

I69.192 Facial weakness following nontraumatic intracerebral hemorrhage POA

Facial droop following nontraumatic intracerebral hemorrhage

I69.193 Ataxia following nontraumatic intracerebral hemorrhage POA

I69.198 Other sequelae of nontraumatic intracerebral hemorrhage POA

Alteration of sensations following nontraumatic intracerebral hemorrhage

Disturbance of vision following nontraumatic intracerebral hemorrhage

Use additional code to identify the sequelae

5th I69.2 Sequelae of other nontraumatic intracranial hemorrhage

I69.20 Unspecified sequelae of other nontraumatic intracranial hemorrhage POA

6th I69.21 Cognitive deficits following other nontraumatic intracranial hemorrhage

I69.210 Attention and concentration deficit following other nontraumatic intracranial hemorrhage POA

I69.211 Memory deficit following other nontraumatic intracranial hemorrhage POA

I69.212 Visuospatial deficit and spatial neglect following other nontraumatic intracranial hemorrhage POA

I69.213 Psychomotor deficit following other nontraumatic intracranial hemorrhage POA

I69.214 Frontal lobe and executive function deficit following other nontraumatic intracranial hemorrhage POA

I69.215 Cognitive social or emotional deficit following other nontraumatic intracranial hemorrhage POA

I69.218 Other symptoms and signs involving cognitive functions following other nontraumatic intracranial hemorrhage POA

I69.219 Unspecified symptoms and signs involving cognitive functions following other nontraumatic intracranial hemorrhage POA

I69.22 Speech and language deficits following other nontraumatic intracranial hemorrhage

- I69.220 Aphasia following other nontraumatic intracranial hemorrhage POA
- I69.221 Dysphasia following other nontraumatic intracranial hemorrhage POA
- I69.222 Dysarthria following other nontraumatic intracranial hemorrhage POA
- I69.223 Fluency disorder following other nontraumatic intracranial hemorrhage POA
  - Stuttering following other nontraumatic intracranial hemorrhage
- I69.228 Other speech and language deficits following other nontraumatic intracranial hemorrhage POA

I69.23 Monoplegia of upper limb following other nontraumatic intracranial hemorrhage

- I69.231 Monoplegia of upper limb following other nontraumatic intracranial hemorrhage affecting right dominant side POA HCC
- I69.232 Monoplegia of upper limb following other nontraumatic intracranial hemorrhage affecting left dominant side POA HCC
- I69.233 Monoplegia of upper limb following other nontraumatic intracranial hemorrhage affecting right non-dominant side POA HCC
- I69.234 Monoplegia of upper limb following other nontraumatic intracranial hemorrhage affecting left non-dominant side POA HCC
- I69.239 Monoplegia of upper limb following other nontraumatic intracranial hemorrhage affecting unspecified side POA HCC

I69.24 Monoplegia of lower limb following other nontraumatic intracranial hemorrhage

- I69.241 Monoplegia of lower limb following other nontraumatic intracranial hemorrhage affecting right dominant side POA HCC
- I69.242 Monoplegia of lower limb following other nontraumatic intracranial hemorrhage affecting left dominant side POA HCC
- I69.243 Monoplegia of lower limb following other nontraumatic intracranial hemorrhage affecting right non-dominant side POA HCC
- I69.244 Monoplegia of lower limb following other nontraumatic intracranial hemorrhage affecting left non-dominant side POA HCC
- I69.249 Monoplegia of lower limb following other nontraumatic intracranial hemorrhage affecting unspecified side POA HCC

I69.25 Hemiplegia and hemiparesis following other nontraumatic intracranial hemorrhage

- I69.251 Hemiplegia and hemiparesis following other nontraumatic intracranial hemorrhage affecting right dominant side CC POA HCC CC/MCC Exc
- I69.252 Hemiplegia and hemiparesis following other nontraumatic intracranial hemorrhage affecting left dominant side CC POA HCC CC/MCC Exc
- I69.253 Hemiplegia and hemiparesis following other nontraumatic intracranial hemorrhage affecting right non-dominant side CC POA HCC CC/MCC Exc
- I69.254 Hemiplegia and hemiparesis following other nontraumatic intracranial hemorrhage affecting left non-dominant side CC POA HCC CC/MCC Exc
- I69.259 Hemiplegia and hemiparesis following other nontraumatic intracranial hemorrhage affecting unspecified side CC POA HCC CC/MCC Exc

I69.26 Other paralytic syndrome following other nontraumatic intracranial hemorrhage

Use additional code to identify type of paralytic syndrome, such as:
locked-in state (G83.5)
quadriplegia (G82.5-)

Excludes1 *hemiplegia/hemiparesis following other nontraumatic intracranial hemorrhage (I69.25-)*
monoplegia of lower limb following other nontraumatic intracranial hemorrhage (I69.24-)
monoplegia of upper limb following other nontraumatic intracranial hemorrhage (I69.23-)

I69.261 Other paralytic syndrome following other nontraumatic intracranial hemorrhage affecting right dominant side POA HCC

I69.262 Other paralytic syndrome following other nontraumatic intracranial hemorrhage affecting left dominant side POA HCC

I69.263 Other paralytic syndrome following other nontraumatic intracranial hemorrhage affecting right non-dominant side POA HCC

I69.264 Other paralytic syndrome following other nontraumatic intracranial hemorrhage affecting left non-dominant side POA HCC

I69.265 Other paralytic syndrome following other nontraumatic intracranial hemorrhage, bilateral POA HCC

I69.269 Other paralytic syndrome following other nontraumatic intracranial hemorrhage affecting unspecified side POA HCC

I69.29 Other sequelae of other nontraumatic intracranial hemorrhage

I69.290 Apraxia following other nontraumatic intracranial hemorrhage POA

I69.291 Dysphagia following other nontraumatic intracranial hemorrhage POA

Use additional code to identify the type of dysphagia, if known (R13.11-R13.19)

I69.292 Facial weakness following other nontraumatic intracranial hemorrhage POA

Facial droop following other nontraumatic intracranial hemorrhage

I69.293 Ataxia following other nontraumatic intracranial hemorrhage POA

I69.298 Other sequelae of other nontraumatic intracranial hemorrhage POA

Alteration of sensation following other nontraumatic intracranial hemorrhage
Disturbance of vision following other nontraumatic intracranial hemorrhage

Use additional code to identify the sequelae

5th I69.3 Sequelae of cerebral infarction

Sequelae of stroke NOS

I69.30 Unspecified sequelae of cerebral infarction POA

6th I69.31 Cognitive deficits following cerebral infarction

I69.310 Attention and concentration deficit following cerebral infarction POA

I69.311 Memory deficit following cerebral infarction POA

I69.312 Visuospatial deficit and spatial neglect following cerebral infarction POA

I69.313 Psychomotor deficit following cerebral infarction POA

I69.314 Frontal lobe and executive function deficit following cerebral infarction POA

I69.315 Cognitive social or emotional deficit following cerebral infarction POA

I69.318 Other symptoms and signs involving cognitive functions following cerebral infarction POA

I69.319 Unspecified symptoms and signs involving cognitive functions following cerebral infarction POA

6th I69.32 Speech and language deficits following cerebral infarction

I69.320 Aphasia following cerebral infarction POA

I69.321 Dysphasia following cerebral infarction POA

I69.322 Dysarthria following cerebral infarction POA

EXCLUDES2 *transient ischemic attack (TIA) (G45.9)*

I69.323 Fluency disorder following cerebral infarction POA

Stuttering following cerebral infarction

I69.328 Other speech and language deficits following cerebral infarction POA

6th I69.33 Monoplegia of upper limb following cerebral infarction

I69.331 Monoplegia of upper limb following cerebral infarction affecting right dominant side POA HCC

I69.332 Monoplegia of upper limb following cerebral infarction affecting left dominant side POA HCC

I69.333 Monoplegia of upper limb following cerebral infarction affecting right non-dominant side POA HCC

I69.334 Monoplegia of upper limb following cerebral infarction affecting left non-dominant side POA HCC

I69.339 Monoplegia of upper limb following cerebral infarction affecting unspecified side POA HCC

I69.34 Monoplegia of lower limb following cerebral infarction

I69.341 Monoplegia of lower limb following cerebral infarction affecting right dominant side POA HCC

I69.342 Monoplegia of lower limb following cerebral infarction affecting left dominant side POA HCC

I69.343 Monoplegia of lower limb following cerebral infarction affecting right non-dominant side POA HCC

I69.344 Monoplegia of lower limb following cerebral infarction affecting left non-dominant side POA HCC

I69.349 Monoplegia of lower limb following cerebral infarction affecting unspecified side POA HCC

I69.35 Hemiplegia and hemiparesis following cerebral infarction

I69.351 Hemiplegia and hemiparesis following cerebral infarction affecting right dominant side CC POA HCC CC/MCC Excl

See Official Guidelines, "Admissions/Encounters for Rehabilitation" II.K

AHA: Q1 2015

EXCLUDES2 *transient ischemic attack (TIA) (G45.9)*

I69.352 Hemiplegia and hemiparesis following cerebral infarction affecting left dominant side CC POA HCC CC/MCC Excl

I69.353 Hemiplegia and hemiparesis following cerebral infarction affecting right non-dominant side CC POA HCC CC/MCC Excl

I69.354 Hemiplegia and hemiparesis following cerebral infarction affecting left non-dominant side CC POA HCC CC/MCC Excl

I69.359 Hemiplegia and hemiparesis following cerebral infarction affecting unspecified side CC POA HCC CC/MCC Excl

I69.36 Other paralytic syndrome following cerebral infarction

Use additional code to identify type of paralytic syndrome, such as:

locked-in state (G83.5)

quadriplegia (G82.5-)

EXCLUDES1 *hemiplegia/hemiparesis following cerebral infarction (I69.35-)*

monoplegia of lower limb following cerebral infarction (I69.34-)

monoplegia of upper limb following cerebral infarction (I69.33-)

I69.361 Other paralytic syndrome following cerebral infarction affecting right dominant side POA HCC

I69.362 Other paralytic syndrome following cerebral infarction affecting left dominant side POA HCC

I69.363 Other paralytic syndrome following cerebral infarction affecting right non-dominant side POA HCC

I69.364 Other paralytic syndrome following cerebral infarction affecting left non-dominant side POA HCC

I69.365 Other paralytic syndrome following cerebral infarction, bilateral POA HCC

I69.369 Other paralytic syndrome following cerebral infarction affecting unspecified side POA HCC

6th I69.39 Other sequelae of cerebral infarction

I69.390 Apraxia following cerebral infarction POA

I69.391 Dysphagia following cerebral infarction POA

Use additional code to identify the type of dysphagia, if known (R13.11-R13.19)

I69.392 Facial weakness following cerebral infarction POA

AHA: Q2 2024

Facial droop following cerebral infarction

I69.393 Ataxia following cerebral infarction POA

I69.398 Other sequelae of cerebral infarction POA

AHA: Q2 2024, Q2 2020

Alteration of sensation following cerebral infarction

Disturbance of vision following cerebral infarction

Use additional code to identify the sequelae

5th I69.8 Sequelae of other cerebrovascular diseases

EXCLUDES *sequelae of traumatic intracranial injury (S06.-)*

I69.80 Unspecified sequelae of other cerebrovascular disease POA

6th I69.81 Cognitive deficits following other cerebrovascular disease

I69.810 Attention and concentration deficit following other cerebrovascular disease POA

I69.811 Memory deficit following other cerebrovascular disease POA

I69.812 Visuospatial deficit and spatial neglect following other cerebrovascular disease POA

I69.813 Psychomotor deficit following other cerebrovascular disease POA

I69.814 Frontal lobe and executive function deficit following other cerebrovascular disease POA

I69.815 Cognitive social or emotional deficit following other cerebrovascular disease POA

I69.818 Other symptoms and signs involving cognitive functions following other cerebrovascular disease POA

I69.819 Unspecified symptoms and signs involving cognitive functions following other cerebrovascular disease POA

I69.82 Speech and language deficits following other cerebrovascular disease

I69.820 Aphasia following other cerebrovascular disease POA

I69.821 Dysphasia following other cerebrovascular disease POA

I69.822 Dysarthria following other cerebrovascular disease POA

I69.823 Fluency disorder following other cerebrovascular disease POA

Stuttering following other cerebrovascular disease

I69.828 Other speech and language deficits following other cerebrovascular disease POA

AHA: Q3 2019

I69.83 Monoplegia of upper limb following other cerebrovascular disease

I69.831 Monoplegia of upper limb following other cerebrovascular disease affecting right dominant side POA HCC

I69.832 Monoplegia of upper limb following other cerebrovascular disease affecting left dominant side POA HCC

I69.833 Monoplegia of upper limb following other cerebrovascular disease affecting right non-dominant side POA HCC

I69.834 Monoplegia of upper limb following other cerebrovascular disease affecting left non-dominant side POA HCC

I69.839 Monoplegia of upper limb following other cerebrovascular disease affecting unspecified side POA HCC

I69.84 Monoplegia of lower limb following other cerebrovascular disease

I69.841 Monoplegia of lower limb following other cerebrovascular disease affecting right dominant side POA HCC

I69.842 Monoplegia of lower limb following other cerebrovascular disease affecting left dominant side POA HCC

I69.843 Monoplegia of lower limb following other cerebrovascular disease affecting right non-dominant side POA HCC

I69.844 Monoplegia of lower limb following other cerebrovascular disease affecting left non-dominant side POA HCC

I69.849 Monoplegia of lower limb following other cerebrovascular disease affecting unspecified side POA HCC

I69.85 Hemiplegia and hemiparesis following other cerebrovascular disease

I69.851 Hemiplegia and hemiparesis following other cerebrovascular disease affecting right dominant side CC POA HCC CC/MCC Excl

I69.852 Hemiplegia and hemiparesis following other cerebrovascular disease affecting left dominant side CC POA HCC CC/MCC Excl

I69.853 Hemiplegia and hemiparesis following other cerebrovascular disease affecting right non-dominant side CC POA HCC CC/MCC Excl

I69.854 Hemiplegia and hemiparesis following other cerebrovascular disease affecting left non-dominant side CC POA HCC CC/MCC Excl

I69.859 Hemiplegia and hemiparesis following other cerebrovascular disease affecting unspecified side CC POA HCC CC/MCC Excl

6th I69.86 Other paralytic syndrome following other cerebrovascular disease

Use additional code to identify type of paralytic syndrome, such as:

locked-in state (G83.5)

quadriplegia (G82.5-)

Excludes1 *hemiplegia/hemiparesis following other cerebrovascular disease (I69.85-)*

monoplegia of lower limb following other cerebrovascular disease (I69.84-)

monoplegia of upper limb following other cerebrovascular disease (I69.83-)

I69.861 Other paralytic syndrome following other cerebrovascular disease affecting right dominant side POA HCC

I69.862 Other paralytic syndrome following other cerebrovascular disease affecting left dominant side POA HCC

I69.863 Other paralytic syndrome following other cerebrovascular disease affecting right non-dominant side POA HCC

I69.864 Other paralytic syndrome following other cerebrovascular disease affecting left non-dominant side POA HCC

I69.865 Other paralytic syndrome following other cerebrovascular disease, bilateral POA HCC

I69.869 Other paralytic syndrome following other cerebrovascular disease affecting unspecified side POA HCC

6th I69.89 Other sequelae of other cerebrovascular disease

I69.890 Apraxia following other cerebrovascular disease POA

I69.891 Dysphagia following other cerebrovascular disease POA

Use additional code to identify the type of dysphagia, if known (R13.11-R13.19)

I69.892 Facial weakness following other cerebrovascular disease POA

Facial droop following other cerebrovascular disease

I69.893 Ataxia following other cerebrovascular disease POA

I69.898 Other sequelae of other cerebrovascular disease POA

Alteration of sensation following other cerebrovascular disease

Disturbance of vision following other cerebrovascular disease

Use additional code to identify the sequelae

5th I69.9 Sequelae of unspecified cerebrovascular diseases

EXCLUDES1 *sequelae of stroke (I69.3)*

sequelae of traumatic intracranial injury (S06.-)

I69.90 Unspecified sequelae of unspecified cerebrovascular disease POA

6th I69.91 Cognitive deficits following unspecified cerebrovascular disease

I69.910 Attention and concentration deficit following unspecified cerebrovascular disease

I69.911 Memory deficit following unspecified cerebrovascular disease

I69.912 Visuospatial deficit and spatial neglect following unspecified cerebrovascular disease

I69.913 Psychomotor deficit following unspecified cerebrovascular disease

I69.914 Frontal lobe and executive function deficit following unspecified cerebrovascular disease

I69.915 Cognitive social or emotional deficit following unspecified cerebrovascular disease

I69.918 Other symptoms and signs involving cognitive functions following unspecified cerebrovascular disease

I69.919 Unspecified symptoms and signs involving cognitive functions following unspecified cerebrovascular disease

6th I69.92 Speech and language deficits following unspecified cerebrovascular disease

I69.920 Aphasia following unspecified cerebrovascular disease POA

I69.921 Dysphasia following unspecified cerebrovascular disease POA

I69.922 Dysarthria following unspecified cerebrovascular disease POA

I69.923 Fluency disorder following unspecified cerebrovascular disease POA

Stuttering following unspecified cerebrovascular disease

I69.928 Other speech and language deficits following unspecified cerebrovascular disease POA

6th I69.93 Monoplegia of upper limb following unspecified cerebrovascular disease

I69.931 Monoplegia of upper limb following unspecified cerebrovascular disease affecting right dominant side POA HCC

I69.932 Monoplegia of upper limb following unspecified cerebrovascular disease affecting left dominant side POA HCC

I69.933 Monoplegia of upper limb following unspecified cerebrovascular disease affecting right non-dominant side POA HCC

I69.934 Monoplegia of upper limb following unspecified cerebrovascular disease affecting left non-dominant side POA HCC

I69.939 Monoplegia of upper limb following unspecified cerebrovascular disease affecting unspecified side POA HCC

6th I69.94 Monoplegia of lower limb following unspecified cerebrovascular disease

- I69.941 Monoplegia of lower limb following unspecified cerebrovascular disease affecting right dominant side POA HCC
- I69.942 Monoplegia of lower limb following unspecified cerebrovascular disease affecting left dominant side POA HCC
- I69.943 Monoplegia of lower limb following unspecified cerebrovascular disease affecting right non-dominant side POA HCC
- I69.944 Monoplegia of lower limb following unspecified cerebrovascular disease affecting left non-dominant side POA HCC
- I69.949 Monoplegia of lower limb following unspecified cerebrovascular disease affecting unspecified side POA HCC

6th I69.95 Hemiplegia and hemiparesis following unspecified cerebrovascular disease

- I69.951 Hemiplegia and hemiparesis following unspecified cerebrovascular disease affecting right dominant side CC POA HCC CC/MCC Excl
- I69.952 Hemiplegia and hemiparesis following unspecified cerebrovascular disease affecting left dominant side CC POA HCC CC/MCC Excl
- I69.953 Hemiplegia and hemiparesis following unspecified cerebrovascular disease affecting right non-dominant side CC POA HCC CC/MCC Excl
- I69.954 Hemiplegia and hemiparesis following unspecified cerebrovascular disease affecting left non-dominant side CC POA HCC CC/MCC Excl
- I69.959 Hemiplegia and hemiparesis following unspecified cerebrovascular disease affecting unspecified side CC POA HCC CC/MCC Excl

6th I69.96 Other paralytic syndrome following unspecified cerebrovascular disease

Use additional code to identify type of paralytic syndrome, such as:

locked-in state (G83.5)

quadriplegia (G82.5-)

Excludes1 *hemiplegia/hemiparesis following unspecified cerebrovascular disease (I69.95-)*

monoplegia of lower limb following unspecified cerebrovascular disease (I69.94-)

monoplegia of upper limb following unspecified cerebrovascular disease (I69.93-)

- I69.961 Other paralytic syndrome following unspecified cerebrovascular disease affecting right dominant side POA HCC
- I69.962 Other paralytic syndrome following unspecified cerebrovascular disease affecting left dominant side POA HCC
- I69.963 Other paralytic syndrome following unspecified cerebrovascular disease affecting right non-dominant side POA HCC
- I69.964 Other paralytic syndrome following unspecified cerebrovascular disease affecting left non-dominant side POA HCC
- I69.965 Other paralytic syndrome following unspecified cerebrovascular disease, bilateral POA HCC
- I69.969 Other paralytic syndrome following unspecified cerebrovascular disease affecting unspecified side POA HCC

6th I69.99 Other sequelae of unspecified cerebrovascular disease

- I69.990 Apraxia following unspecified cerebrovascular disease POA
- I69.991 Dysphagia following unspecified cerebrovascular disease POA

  Use additional code to identify the type of dysphagia, if known (R13.11-R13.19)
- I69.992 Facial weakness following unspecified cerebrovascular disease POA

  Facial droop following unspecified cerebrovascular disease
- I69.993 Ataxia following unspecified cerebrovascular disease POA
- I69.998 Other sequelae following unspecified cerebrovascular disease POA

  Alteration in sensation following unspecified cerebrovascular disease

  Disturbance of vision following unspecified cerebrovascular disease

  Use additional code to identify the sequelae

Diseases of arteries, arterioles and capillaries (I70-I79)

I70 Atherosclerosis (Figure 9.3)

INCLUDES *arteriolosclerosis*
arterial degeneration
arteriosclerosis
arteriosclerotic vascular disease
arteriovascular degeneration
atheroma
endarteritis deformans or obliterans
senile arteritis
senile endarteritis
vascular degeneration

Use additional code to identify:
exposure to environmental tobacco smoke (Z77.22)
history of tobacco dependence (Z87.891)
occupational exposure to environmental tobacco smoke (Z57.31)
tobacco dependence (F17.-)
tobacco use (Z72.0)

EXCLUDES *arteriosclerotic cardiovascular disease (I25.1-)*
arteriosclerotic heart disease (I25.1-)
atheroembolism (I75.-)
cerebral atherosclerosis (I67.2)
coronary atherosclerosis (I25.1-)
mesenteric atherosclerosis (K55.1)
precerebral atherosclerosis (I67.2)
primary pulmonary atherosclerosis (I27.0)

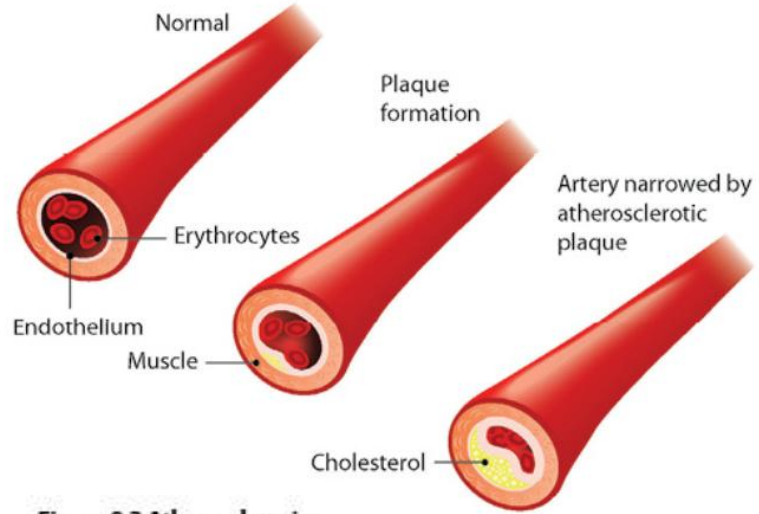

Figure 9.3 Atherosclerosis

I70.0 **Atherosclerosis of aorta** A

I70.1 **Atherosclerosis of renal artery** A

Goldblatt's kidney

EXCLUDES *atherosclerosis of renal arterioles (I12.-)*

5th I70.2 **Atherosclerosis of native arteries of the extremities**

Mönckeberg's (medial) sclerosis

Use additional code, if applicable, to identify chronic total occlusion of artery of extremity (I70.92)

EXCLUDES *atherosclerosis of bypass graft of extremities (I70.30-I70.79)*

6th I70.20 Unspecified atherosclerosis of native arteries of extremities

- I70.201 Unspecified atherosclerosis of native arteries of extremities, right leg A
- I70.202 Unspecified atherosclerosis of native arteries of extremities, left leg A
- I70.203 Unspecified atherosclerosis of native arteries of extremities, bilateral legs A
- I70.208 Unspecified atherosclerosis of native arteries of extremities, other extremity A
- I70.209 Unspecified atherosclerosis of native arteries of extremities, unspecified extremity A

6th I70.21 Atherosclerosis of native arteries of extremities with intermittent claudication

- I70.211 Atherosclerosis of native arteries of extremities with intermittent claudication, right leg A
- I70.212 Atherosclerosis of native arteries of extremities with intermittent claudication, left leg A
- I70.213 Atherosclerosis of native arteries of extremities with intermittent claudication, bilateral legs A
- I70.218 Atherosclerosis of native arteries of extremities with intermittent claudication, other extremity A
- I70.219 Atherosclerosis of native arteries of extremities with intermittent claudication, unspecified extremity A

6th I70.22 Atherosclerosis of native arteries of extremities with rest pain

INCLUDES *any condition classifiable to I70.21-*

chronic limb-threatening ischemia NOS of native arteries of extremities

chronic limb-threatening ischemia of native arteries of extremities with rest pain

critical limb ischemia NOS of native arteries of extremities

critical limb ischemia of native arteries of extremities with rest pain

- I70.221 Atherosclerosis of native arteries of extremities with rest pain, right leg A HCC
- I70.222 Atherosclerosis of native arteries of extremities with rest pain, left leg A HCC
- I70.223 Atherosclerosis of native arteries of extremities with rest pain, bilateral legs A HCC
- I70.228 Atherosclerosis of native arteries of extremities with rest pain, other extremity A HCC
- I70.229 Atherosclerosis of native arteries of extremities with rest pain, unspecified extremity A HCC

I70.23 **Atherosclerosis of native arteries of right leg with ulceration**

INCLUDES *any condition classifiable to I70.211 and I70.221*

chronic limb-threatening ischemia of native arteries of right leg with ulceration

critical limb ischemia of native arteries of right leg with ulceration

Use additional code to identify severity of ulcer (L97.-)

I70.231 **Atherosclerosis of native arteries of right leg with ulceration of thigh** A HCC RxHCC CC/MCC Ex0

I70.232 **Atherosclerosis of native arteries of right leg with ulceration of calf** A HCC RxHCC CC/MCC Ex0

I70.233 **Atherosclerosis of native arteries of right leg with ulceration of ankle** A HCC RxHCC CC/MCC Ex0

I70.234 **Atherosclerosis of native arteries of right leg with ulceration of heel and midfoot** A HCC RxHCC CC/MCC Ex0

Atherosclerosis of native arteries of right leg with ulceration of plantar surface of midfoot

I70.235 **Atherosclerosis of native arteries of right leg with ulceration of other part of foot** A HCC RxHCC CC/MCC Ex0

Atherosclerosis of native arteries of right leg extremities with ulceration of toe

I70.238 **Atherosclerosis of native arteries of right leg with ulceration of other part of lower leg** A HCC RxHCC CC/MCC Ex0

I70.239 **Atherosclerosis of native arteries of right leg with ulceration of unspecified site** A HCC RxHCC CC/MCC Ex0

I70.24 **Atherosclerosis of native arteries of left leg with ulceration**

INCLUDES *any condition classifiable to I70.212 and I70.222*

chronic limb-threatening ischemia of native arteries of left leg with ulceration

critical limb ischemia of native arteries of left leg with ulceration

Use additional code to identify severity of ulcer (L97.-)

I70.241 **Atherosclerosis of native arteries of left leg with ulceration of thigh** A HCC RxHCC CC/MCC Ex0

I70.242 **Atherosclerosis of native arteries of left leg with ulceration of calf** A HCC RxHCC CC/MCC Ex0

I70.243 **Atherosclerosis of native arteries of left leg with ulceration of ankle** A HCC RxHCC CC/MCC Ex0

I70.244 **Atherosclerosis of native arteries of left leg with ulceration of heel and midfoot** A HCC RxHCC CC/MCC Ex0

Atherosclerosis of native arteries of left leg with ulceration of plantar surface of midfoot

I70.245 **Atherosclerosis of native arteries of left leg with ulceration of other part of foot** A HCC RxHCC CC/MCC Ex0

Atherosclerosis of native arteries of left leg extremities with ulceration of toe

I70.248 **Atherosclerosis of native arteries of left leg with ulceration of other part of lower leg** A HCC RxHCC CC/MCC Ex0

I70.249 **Atherosclerosis of native arteries of left leg with ulceration of unspecified site** A HCC RxHCC CC/MCC Ex0

I70.25 **Atherosclerosis of native arteries of other extremities with ulceration** A HCC RxHCC CC/MCC Ex0

INCLUDES *any condition classifiable to I70.218 and I70.228*

Use additional code to identify the severity of the ulcer (L98.49-)

6th I70.26 Atherosclerosis of native arteries of extremities with gangrene

INCLUDES *any condition classifiable to I70.21-, I70.22-, I70.23-, I70.24-, and I70.25-*
chronic limb-threatening ischemia of native arteries of extremities with gangrene
critical limb ischemia of native arteries of extremities with gangrene

Use additional code to identify the severity of any ulcer (L97.-, L98.49-), if applicable

I70.261 Atherosclerosis of native arteries of extremities with gangrene, right leg A CC HCC CC/MCC Ex0
I70.262 Atherosclerosis of native arteries of extremities with gangrene, left leg A CC HCC CC/MCC Ex0
I70.263 Atherosclerosis of native arteries of extremities with gangrene, bilateral legs A CC HCC CC/MCC Ex0
I70.268 Atherosclerosis of native arteries of extremities with gangrene, other extremity A CC HCC CC/MCC Ex0
I70.269 Atherosclerosis of native arteries of extremities with gangrene, unspecified extremity A CC HCC CC/MCC Ex0

6th I70.29 Other atherosclerosis of native arteries of extremities

I70.291 Other atherosclerosis of native arteries of extremities, right leg A
I70.292 Other atherosclerosis of native arteries of extremities, left leg A
I70.293 Other atherosclerosis of native arteries of extremities, bilateral legs A
I70.298 Other atherosclerosis of native arteries of extremities, other extremity A
I70.299 Other atherosclerosis of native arteries of extremities, unspecified extremity A

5th I70.3 Atherosclerosis of unspecified type of bypass graft(s) of the extremities

Use additional code, if applicable, to identify chronic total occlusion of artery of extremity (I70.92)

EXCLUDES1 *embolism or thrombus of bypass graft(s) of extremities (T82.8-)*

6th I70.30 Unspecified atherosclerosis of unspecified type of bypass graft(s) of the extremities

I70.301 Unspecified atherosclerosis of unspecified type of bypass graft(s) of the extremities, right leg A
I70.302 Unspecified atherosclerosis of unspecified type of bypass graft(s) of the extremities, left leg A
I70.303 Unspecified atherosclerosis of unspecified type of bypass graft(s) of the extremities, bilateral legs A
I70.308 Unspecified atherosclerosis of unspecified type of bypass graft(s) of the extremities, other extremity A
I70.309 Unspecified atherosclerosis of unspecified type of bypass graft(s) of the extremities, unspecified extremity A

I70.31 Atherosclerosis of unspecified type of bypass graft(s) of the extremities with intermittent claudication

I70.311 Atherosclerosis of unspecified type of bypass graft(s) of the extremities with intermittent claudication, right leg A

I70.312 Atherosclerosis of unspecified type of bypass graft(s) of the extremities with intermittent claudication, left leg A

I70.313 Atherosclerosis of unspecified type of bypass graft(s) of the extremities with intermittent claudication, bilateral legs A

I70.318 Atherosclerosis of unspecified type of bypass graft(s) of the extremities with intermittent claudication, other extremity A

I70.319 Atherosclerosis of unspecified type of bypass graft(s) of the extremities with intermittent claudication, unspecified extremity A

I70.32 Atherosclerosis of unspecified type of bypass graft(s) of the extremities with rest pain

INCLUDES *any condition classifiable to I70.31-*

chronic limb-threatening ischemia NOS of unspecified type of bypass graft(s) of the extremities

chronic limb-threatening ischemia of unspecified type of bypass graft(s) of the extremities with rest pain

critical limb ischemia NOS of unspecified type of bypass graft(s) of the extremities

critical limb ischemia of unspecified type of bypass graft(s) of the extremities with rest pain

I70.321 Atherosclerosis of unspecified type of bypass graft(s) of the extremities with rest pain, right leg A HCC

I70.322 Atherosclerosis of unspecified type of bypass graft(s) of the extremities with rest pain, left leg A HCC

I70.323 Atherosclerosis of unspecified type of bypass graft(s) of the extremities with rest pain, bilateral legs A HCC

I70.328 Atherosclerosis of unspecified type of bypass graft(s) of the extremities with rest pain, other extremity A HCC

I70.329 Atherosclerosis of unspecified type of bypass graft(s) of the extremities with rest pain, unspecified extremity A HCC

I70.33 Atherosclerosis of unspecified type of bypass graft(s) of the right leg with ulceration

INCLUDES *any condition classifiable to I70.311 and I70.321*

chronic limb-threatening ischemia of unspecified type of bypass graft(s) of the right leg with ulceration

critical limb ischemia of unspecified type of bypass graft(s) of the right leg with ulceration

Use additional code to identify severity of ulcer (L97.-)

I70.331 Atherosclerosis of unspecified type of bypass graft(s) of the right leg with ulceration of thigh A CC HCC RxHCC CC/MCC Ex0

I70.332 Atherosclerosis of unspecified type of bypass graft(s) of the right leg with ulceration of calf A CC HCC RxHCC CC/MCC Ex0

I70.333 Atherosclerosis of unspecified type of bypass graft(s) of the right leg with ulceration of ankle A CC HCC RxHCC CC/MCC Ex0

I70.334 Atherosclerosis of unspecified type of bypass graft(s) of the right leg with ulceration of heel and midfoot A CC HCC RxHCC CC/MCC Ex0

Atherosclerosis of unspecified type of bypass graft(s) of right leg with ulceration of plantar surface of midfoot

I70.335 Atherosclerosis of unspecified type of bypass graft(s) of the right leg with ulceration of other part of foot A HCC RxHCC

Atherosclerosis of unspecified type of bypass graft(s) of the right leg with ulceration of toe

I70.338 Atherosclerosis of unspecified type of bypass graft(s) of the right leg with ulceration of other part of lower leg A CC HCC RxHCC CC/MCC Ex0

I70.339 Atherosclerosis of unspecified type of bypass graft(s) of the right leg with ulceration of unspecified site A CC HCC RxHCC CC/MCC Ex0

I70.34 **Atherosclerosis of unspecified type of bypass graft(s) of the left leg with ulceration**

INCLUDES *any condition classifiable to I70.312 and I70.322*

chronic limb-threatening ischemia of unspecified type of bypass graft(s) of the left leg with ulceration

critical limb ischemia of unspecified type of bypass graft(s) of the left leg with ulceration

Use additional code to identify severity of ulcer (L97.-)

I70.341 **Atherosclerosis of unspecified type of bypass graft(s) of the left leg with ulceration of thigh** A CC HCC RxHCC CC/MCC Exc

I70.342 **Atherosclerosis of unspecified type of bypass graft(s) of the left leg with ulceration of calf** A CC HCC RxHCC CC/MCC Exc

I70.343 **Atherosclerosis of unspecified type of bypass graft(s) of the left leg with ulceration of ankle** A CC HCC RxHCC CC/MCC Exc

I70.344 **Atherosclerosis of unspecified type of bypass graft(s) of the left leg with ulceration of heel and midfoot** A CC HCC RxHCC CC/MCC Exc

Atherosclerosis of unspecified type of bypass graft(s) of left leg with ulceration of plantar surface of midfoot

I70.345 **Atherosclerosis of unspecified type of bypass graft(s) of the left leg with ulceration of other part of foot** A HCC RxHCC

Atherosclerosis of unspecified type of bypass graft(s) of the left leg with ulceration of toe

I70.348 **Atherosclerosis of unspecified type of bypass graft(s) of the left leg with ulceration of other part of lower leg** A CC HCC RxHCC CC/MCC Exc

I70.349 **Atherosclerosis of unspecified type of bypass graft(s) of the left leg with ulceration of unspecified site** A CC HCC RxHCC CC/MCC Exc

I70.35 **Atherosclerosis of unspecified type of bypass graft(s) of other extremity with ulceration** A HCC RxHCC

INCLUDES *any condition classifiable to I70.318 and I70.328*

Use additional code to identify severity of ulcer (L98.49-)

I70.36 **Atherosclerosis of unspecified type of bypass graft(s) of the extremities with gangrene**

INCLUDES *any condition classifiable to I70.31-, I70.32-, I70.33-, I70.34-, I70.35*

chronic limb-threatening ischemia of unspecified type of bypass graft(s) of the extremities with gangrene

critical limb ischemia of unspecified type of bypass graft(s) of the extremities with gangrene

Use additional code to identify the severity of any ulcer (L97.-, L98.49-), if applicable

I70.361 **Atherosclerosis of unspecified type of bypass graft(s) of the extremities with gangrene, right leg** A CC HCC CC/MCC Exc

I70.362 **Atherosclerosis of unspecified type of bypass graft(s) of the extremities with gangrene, left leg** A CC HCC CC/MCC Exc

I70.363 **Atherosclerosis of unspecified type of bypass graft(s) of the extremities with gangrene, bilateral legs** A CC HCC CC/MCC Exc

I70.368 **Atherosclerosis of unspecified type of bypass graft(s) of the extremities with gangrene, other extremity** A CC HCC CC/MCC Exc

I70.369 **Atherosclerosis of unspecified type of bypass graft(s) of the extremities with gangrene, unspecified extremity** A CC HCC CC/MCC Exc

6th I70.39 Other atherosclerosis of unspecified type of bypass graft(s) of the extremities

I70.391 Other atherosclerosis of unspecified type of bypass graft(s) of the extremities, right leg A

I70.392 Other atherosclerosis of unspecified type of bypass graft(s) of the extremities, left leg A

I70.393 Other atherosclerosis of unspecified type of bypass graft(s) of the extremities, bilateral legs A

I70.398 Other atherosclerosis of unspecified type of bypass graft(s) of the extremities, other extremity A

I70.399 Other atherosclerosis of unspecified type of bypass graft(s) of the extremities, unspecified extremity A

5th I70.4 Atherosclerosis of autologous vein bypass graft(s) of the extremities

Use additional code, if applicable, to identify chronic total occlusion of artery of extremity (I70.92)

6th I70.40 Unspecified atherosclerosis of autologous vein bypass graft(s) of the extremities

I70.401 Unspecified atherosclerosis of autologous vein bypass graft(s) of the extremities, right leg A

I70.402 Unspecified atherosclerosis of autologous vein bypass graft(s) of the extremities, left leg A

I70.403 Unspecified atherosclerosis of autologous vein bypass graft(s) of the extremities, bilateral legs A

I70.408 Unspecified atherosclerosis of autologous vein bypass graft(s) of the extremities, other extremity A

I70.409 Unspecified atherosclerosis of autologous vein bypass graft(s) of the extremities, unspecified extremity A

6th I70.41 Atherosclerosis of autologous vein bypass graft(s) of the extremities with intermittent claudication

I70.411 Atherosclerosis of autologous vein bypass graft(s) of the extremities with intermittent claudication, right leg A

I70.412 Atherosclerosis of autologous vein bypass graft(s) of the extremities with intermittent claudication, left leg A

I70.413 Atherosclerosis of autologous vein bypass graft(s) of the extremities with intermittent claudication, bilateral legs A

I70.418 Atherosclerosis of autologous vein bypass graft(s) of the extremities with intermittent claudication, other extremity A

I70.419 Atherosclerosis of autologous vein bypass graft(s) of the extremities with intermittent claudication, unspecified extremity A

6th I70.42 Atherosclerosis of autologous vein bypass graft(s) of the extremities with rest pain

INCLUDES *any condition classifiable to I70.41-*

chronic limb-threatening ischemia NOS of autologous vein bypass graft(s) of the extremities

chronic limb-threatening ischemia of autologous vein bypass graft(s) of the extremities with rest pain

critical limb ischemia NOS of autologous vein bypass graft(s) of the extremities

critical limb ischemia of autologous vein bypass graft(s) of the extremities with rest pain

I70.421 Atherosclerosis of autologous vein bypass graft(s) of the extremities with rest pain, right leg A HCC

I70.422 Atherosclerosis of autologous vein bypass graft(s) of the extremities with rest pain, left leg A HCC

I70.423 Atherosclerosis of autologous vein bypass graft(s) of the extremities with rest pain, bilateral legs A HCC

I70.428 Atherosclerosis of autologous vein bypass graft(s) of the extremities with rest pain, other extremity A HCC

I70.429 Atherosclerosis of autologous vein bypass graft(s) of the extremities with rest pain, unspecified extremity A HCC

I70.43 **Atherosclerosis of autologous vein bypass graft(s) of the right leg with ulceration**

INCLUDES *any condition classifiable to I70.411 and I70.421*

chronic limb-threatening ischemia of autologous vein bypass graft(s) of the right leg with ulceration

critical limb ischemia of autologous vein bypass graft(s) of the right leg with ulceration

Use additional code to identify severity of ulcer (L97.-)

I70.431 **Atherosclerosis of autologous vein bypass graft(s) of the right leg with ulceration of thigh** A CC HCC RxHCC CC/MCC Exp

I70.432 **Atherosclerosis of autologous vein bypass graft(s) of the right leg with ulceration of calf** A CC HCC RxHCC CC/MCC Exp

I70.433 **Atherosclerosis of autologous vein bypass graft(s) of the right leg with ulceration of ankle** A CC HCC RxHCC CC/MCC Exp

I70.434 **Atherosclerosis of autologous vein bypass graft(s) of the right leg with ulceration of heel and midfoot** A CC HCC RxHCC CC/MCC Exp

Atherosclerosis of autologous vein bypass graft(s) of right leg with ulceration of plantar surface of midfoot

I70.435 **Atherosclerosis of autologous vein bypass graft(s) of the right leg with ulceration of other part of foot** A HCC RxHCC

Atherosclerosis of autologous vein bypass graft(s) of right leg with ulceration of toe

I70.438 **Atherosclerosis of autologous vein bypass graft(s) of the right leg with ulceration of other part of lower leg** A CC HCC RxHCC CC/MCC Exp

I70.439 **Atherosclerosis of autologous vein bypass graft(s) of the right leg with ulceration of unspecified site** A CC HCC RxHCC CC/MCC Exp

I70.44 **Atherosclerosis of autologous vein bypass graft(s) of the left leg with ulceration**

INCLUDES *any condition classifiable to I70.412 and I70.422*

chronic limb-threatening ischemia of autologous vein bypass graft(s) of the left leg with ulceration

critical limb ischemia of autologous vein bypass graft(s) of the left leg with ulceration

Use additional code to identify severity of ulcer (L97.-)

I70.441 **Atherosclerosis of autologous vein bypass graft(s) of the left leg with ulceration of thigh** A CC HCC RxHCC CC/MCC Exp

I70.442 **Atherosclerosis of autologous vein bypass graft(s) of the left leg with ulceration of calf** A CC HCC RxHCC CC/MCC Exp

I70.443 **Atherosclerosis of autologous vein bypass graft(s) of the left leg with ulceration of ankle** A CC HCC RxHCC CC/MCC Exp

I70.444 **Atherosclerosis of autologous vein bypass graft(s) of the left leg with ulceration of heel and midfoot** A CC HCC RxHCC CC/MCC Exp

Atherosclerosis of autologous vein bypass graft(s) of left leg with ulceration of plantar surface of midfoot

I70.445 **Atherosclerosis of autologous vein bypass graft(s) of the left leg with ulceration of other part of foot** A HCC RxHCC

Atherosclerosis of autologous vein bypass graft(s) of left leg with ulceration of toe

I70.448 **Atherosclerosis of autologous vein bypass graft(s) of the left leg with ulceration of other part of lower leg** A CC HCC RxHCC CC/MCC Exp

I70.449 **Atherosclerosis of autologous vein bypass graft(s) of the left leg with ulceration of unspecified site** A CC HCC RxHCC CC/MCC Exp

I70.45 **Atherosclerosis of autologous vein bypass graft(s) of other extremity with ulceration** A HCC RxHCC

INCLUDES *any condition classifiable to I70.418, I70.428, and I70.438*

Use additional code to identify severity of ulcer (L98.49)

6th I70.46 Atherosclerosis of autologous vein bypass graft(s) of the extremities with gangrene

INCLUDES *any condition classifiable to I70.41-, I70.42-, and I70.43-, I70.44-, I70.45*
chronic limb-threatening ischemia of autologous vein bypass graft(s) of the extremities with gangrene
critical limb ischemia of autologous vein bypass graft(s) of the extremities with gangrene

Use additional code to identify the severity of any ulcer (L97.-, L98.49-), if applicable

I70.461 Atherosclerosis of autologous vein bypass graft(s) of the extremities with gangrene, right leg A CC HCC CC/MCC Exc
I70.462 Atherosclerosis of autologous vein bypass graft(s) of the extremities with gangrene, left leg A CC HCC CC/MCC Exc
I70.463 Atherosclerosis of autologous vein bypass graft(s) of the extremities with gangrene, bilateral legs A CC HCC CC/MCC Exc
I70.468 Atherosclerosis of autologous vein bypass graft(s) of the extremities with gangrene, other extremity A CC HCC CC/MCC Exc
I70.469 Atherosclerosis of autologous vein bypass graft(s) of the extremities with gangrene, unspecified extremity A CC HCC CC/MCC Exc

6th I70.49 Other atherosclerosis of autologous vein bypass graft(s) of the extremities

I70.491 Other atherosclerosis of autologous vein bypass graft(s) of the extremities, right leg A
I70.492 Other atherosclerosis of autologous vein bypass graft(s) of the extremities, left leg A
I70.493 Other atherosclerosis of autologous vein bypass graft(s) of the extremities, bilateral legs A
I70.498 Other atherosclerosis of autologous vein bypass graft(s) of the extremities, other extremity A
I70.499 Other atherosclerosis of autologous vein bypass graft(s) of the extremities, unspecified extremity A

5th I70.5 Atherosclerosis of nonautologous biological bypass graft(s) of the extremities

Use additional code, if applicable, to identify chronic total occlusion of artery of extremity (I70.92)

6th I70.50 Unspecified atherosclerosis of nonautologous biological bypass graft(s) of the extremities

I70.501 Unspecified atherosclerosis of nonautologous biological bypass graft(s) of the extremities, right leg A
I70.502 Unspecified atherosclerosis of nonautologous biological bypass graft(s) of the extremities, left leg A
I70.503 Unspecified atherosclerosis of nonautologous biological bypass graft(s) of the extremities, bilateral legs A
I70.508 Unspecified atherosclerosis of nonautologous biological bypass graft(s) of the extremities, other extremity A
I70.509 Unspecified atherosclerosis of nonautologous biological bypass graft(s) of the extremities, unspecified extremity A

I70.51 Atherosclerosis of nonautologous biological bypass graft(s) of the extremities intermittent claudication

I70.511 Atherosclerosis of nonautologous biological bypass graft(s) of the extremities with intermittent claudication, right leg A

I70.512 Atherosclerosis of nonautologous biological bypass graft(s) of the extremities with intermittent claudication, left leg A

I70.513 Atherosclerosis of nonautologous biological bypass graft(s) of the extremities with intermittent claudication, bilateral legs A

I70.518 Atherosclerosis of nonautologous biological bypass graft(s) of the extremities with intermittent claudication, other extremity A

I70.519 Atherosclerosis of nonautologous biological bypass graft(s) of the extremities with intermittent claudication, unspecified extremity A

I70.52 Atherosclerosis of nonautologous biological bypass graft(s) of the extremities with rest pain

INCLUDES *any condition classifiable to I70.51-*

chronic limb-threatening ischemia NOS of nonautologous biological bypass graft(s) of the extremities

chronic limb-threatening ischemia of nonautologous biological bypass graft(s) of the extremities with rest pain

critical limb ischemia NOS of nonautologous biological bypass graft(s) of the extremities

critical limb ischemia of nonautologous biological bypass graft(s) of the extremities with rest pain

I70.521 Atherosclerosis of nonautologous biological bypass graft(s) of the extremities with rest pain, right leg A HCC

I70.522 Atherosclerosis of nonautologous biological bypass graft(s) of the extremities with rest pain, left leg A HCC

I70.523 Atherosclerosis of nonautologous biological bypass graft(s) of the extremities with rest pain, bilateral legs A HCC

I70.528 Atherosclerosis of nonautologous biological bypass graft(s) of the extremities with rest pain, other extremity A HCC

I70.529 Atherosclerosis of nonautologous biological bypass graft(s) of the extremities with rest pain, unspecified extremity A HCC

I70.53 Atherosclerosis of nonautologous biological bypass graft(s) of the right leg with ulceration

INCLUDES *any condition classifiable to I70.511 and I70.521*

chronic limb-threatening ischemia of nonautologous biological bypass graft(s) of the right leg with ulceration

critical limb ischemia of nonautologous biological bypass graft(s) of the right leg with ulceration

Use additional code to identify severity of ulcer (L97.-)

I70.531 Atherosclerosis of nonautologous biological bypass graft(s) of the right leg with ulceration of thigh A CC HCC RxHCC CC/MCC Ex0

I70.532 Atherosclerosis of nonautologous biological bypass graft(s) of the right leg with ulceration of calf A CC HCC RxHCC CC/MCC Ex0

I70.533 Atherosclerosis of nonautologous biological bypass graft(s) of the right leg with ulceration of ankle A CC HCC RxHCC CC/MCC Ex0

I70.534 Atherosclerosis of nonautologous biological bypass graft(s) of the right leg with ulceration of heel and midfoot A CC HCC RxHCC CC/MCC Ex0

Atherosclerosis of nonautologous biological bypass graft(s) of right leg with ulceration of plantar surface of midfoot

I70.535 Atherosclerosis of nonautologous biological bypass graft(s) of the right leg with ulceration of other part of foot A HCC RxHCC

Atherosclerosis of nonautologous biological bypass graft(s) of the right leg with ulceration of toe

I70.538 Atherosclerosis of nonautologous biological bypass graft(s) of the right leg with ulceration of other part of lower leg A CC HCC RxHCC CC/MCC Ex0

I70.539 Atherosclerosis of nonautologous biological bypass graft(s) of the right leg with ulceration of unspecified site A CC HCC RxHCC CC/MCC Ex0

I70.54 **Atherosclerosis of nonautologous biological bypass graft(s) of the left leg with ulceration**

INCLUDES *any condition classifiable to I70.512 and I70.522*

chronic limb-threatening ischemia of nonautologous biological bypass graft(s) of the left leg with ulceration

critical limb ischemia of nonautologous biological bypass graft(s) of the left leg with ulceration

Use additional code to identify severity of ulcer (L97.-)

I70.541 **Atherosclerosis of nonautologous biological bypass graft(s) of the left leg with ulceration of thigh** A CC HCC RxHCC CC/MCC Exp

I70.542 **Atherosclerosis of nonautologous biological bypass graft(s) of the left leg with ulceration of calf** A CC HCC RxHCC CC/MCC Exp

I70.543 **Atherosclerosis of nonautologous biological bypass graft(s) of the left leg with ulceration of ankle** A CC HCC RxHCC CC/MCC Exp

I70.544 **Atherosclerosis of nonautologous biological bypass graft(s) of the left leg with ulceration of heel and midfoot** A CC HCC RxHCC CC/MCC Exp

Atherosclerosis of nonautologous biological bypass graft(s) of left leg with ulceration of plantar surface of midfoot

I70.545 **Atherosclerosis of nonautologous biological bypass graft(s) of the left leg with ulceration of other part of foot** A HCC RxHCC

Atherosclerosis of nonautologous biological bypass graft(s) of the left leg with ulceration of toe

I70.548 **Atherosclerosis of nonautologous biological bypass graft(s) of the left leg with ulceration of other part of lower leg** A CC HCC RxHCC CC/MCC Exp

I70.549 **Atherosclerosis of nonautologous biological bypass graft(s) of the left leg with ulceration of unspecified site** A CC HCC RxHCC CC/MCC Exp

I70.55 **Atherosclerosis of nonautologous biological bypass graft(s) of other extremity with ulceration** A HCC RxHCC

INCLUDES *any condition classifiable to I70.518, I70.528, and I70.538*

Use additional code to identify severity of ulcer (L98.49)

I70.56 **Atherosclerosis of nonautologous biological bypass graft(s) of the extremities with gangrene**

INCLUDES *any condition classifiable to I70.51-, I70.52-, and I70.53-, I70.54-, I70.55*

chronic limb-threatening ischemia of nonautologous biological bypass graft(s) of the extremities with gangrene

critical limb ischemia of nonautologous biological bypass graft(s) of the extremities with gangrene

Use additional code to identify the severity of any ulcer (L97.-, L98.49-), if applicable

I70.561 **Atherosclerosis of nonautologous biological bypass graft(s) of the extremities with gangrene, right leg** A CC HCC CC/MCC Exp

I70.562 **Atherosclerosis of nonautologous biological bypass graft(s) of the extremities with gangrene, left leg** A CC HCC CC/MCC Exp

I70.563 **Atherosclerosis of nonautologous biological bypass graft(s) of the extremities with gangrene, bilateral legs** A CC HCC CC/MCC Exp

I70.568 **Atherosclerosis of nonautologous biological bypass graft(s) of the extremities with gangrene, other extremity** A CC HCC CC/MCC Exp

I70.569 **Atherosclerosis of nonautologous biological bypass graft(s) of the extremities with gangrene, unspecified extremity** A CC HCC CC/MCC Exp

6th I70.59 Other atherosclerosis of nonautologous biological bypass graft(s) of the extremities

I70.591 Other atherosclerosis of nonautologous biological bypass graft(s) of the extremities, right leg A

I70.592 Other atherosclerosis of nonautologous biological bypass graft(s) of the extremities, left leg A

I70.593 Other atherosclerosis of nonautologous biological bypass graft(s) of the extremities, bilateral legs A

I70.598 Other atherosclerosis of nonautologous biological bypass graft(s) of the extremities, other extremity A

I70.599 Other atherosclerosis of nonautologous biological bypass graft(s) of the extremities, unspecified extremity A

5th I70.6 Atherosclerosis of nonbiological bypass graft(s) of the extremities

Use additional code, if applicable, to identify chronic total occlusion of artery of extremity (I70.92)

6th I70.60 Unspecified atherosclerosis of nonbiological bypass graft(s) of the extremities

I70.601 Unspecified atherosclerosis of nonbiological bypass graft(s) of the extremities, right leg A

I70.602 Unspecified atherosclerosis of nonbiological bypass graft(s) of the extremities, left leg A

I70.603 Unspecified atherosclerosis of nonbiological bypass graft(s) of the extremities, bilateral legs A

I70.608 Unspecified atherosclerosis of nonbiological bypass graft(s) of the extremities, other extremity A

I70.609 Unspecified atherosclerosis of nonbiological bypass graft(s) of the extremities, unspecified extremity A

6th I70.61 Atherosclerosis of nonbiological bypass graft(s) of the extremities with intermittent claudication

I70.611 Atherosclerosis of nonbiological bypass graft(s) of the extremities with intermittent claudication, right leg A

I70.612 Atherosclerosis of nonbiological bypass graft(s) of the extremities with intermittent claudication, left leg A

I70.613 Atherosclerosis of nonbiological bypass graft(s) of the extremities with intermittent claudication, bilateral legs A

I70.618 Atherosclerosis of nonbiological bypass graft(s) of the extremities with intermittent claudication, other extremity A

I70.619 Atherosclerosis of nonbiological bypass graft(s) of the extremities with intermittent claudication, unspecified extremity A

6th I70.62 Atherosclerosis of nonbiological bypass graft(s) of the extremities with rest pain

INCLUDES *any condition classifiable to I70.61-*

chronic limb-threatening ischemia NOS of nonbiological bypass graft(s) of the extremities

chronic limb-threatening ischemia of nonbiological bypass graft(s) of the extremities with rest pain

critical limb ischemia NOS of nonbiological bypass graft(s) of the extremities

critical limb ischemia of nonbiological bypass graft(s) of the extremities with rest pain

I70.621 Atherosclerosis of nonbiological bypass graft(s) of the extremities with rest pain, right leg A HCC

I70.622 Atherosclerosis of nonbiological bypass graft(s) of the extremities with rest pain, left leg A HCC

I70.623 Atherosclerosis of nonbiological bypass graft(s) of the extremities with rest pain, bilateral legs A HCC

I70.628 Atherosclerosis of nonbiological bypass graft(s) of the extremities with rest pain, other extremity A HCC

I70.629 Atherosclerosis of nonbiological bypass graft(s) of the extremities with rest pain, unspecified extremity A HCC

I70.63 **Atherosclerosis of nonbiological bypass graft(s) of the right leg with ulceration**

INCLUDES *any condition classifiable to I70.611 and I70.621*

chronic limb-threatening ischemia of nonbiological bypass graft(s) of the right leg with ulceration

critical limb ischemia of nonbiological bypass graft(s) of the right leg with ulceration

Use additional code to identify severity of ulcer (L97.-)

I70.631 **Atherosclerosis of nonbiological bypass graft(s) of the right leg with ulceration of thigh** A CC HCC RxHCC CC/MCC Ex6

I70.632 **Atherosclerosis of nonbiological bypass graft(s) of the right leg with ulceration of calf** A CC HCC RxHCC CC/MCC Ex6

I70.633 **Atherosclerosis of nonbiological bypass graft(s) of the right leg with ulceration of ankle** A CC HCC RxHCC CC/MCC Ex6

I70.634 **Atherosclerosis of nonbiological bypass graft(s) of the right leg with ulceration of heel and midfoot** A CC HCC RxHCC CC/MCC Ex6

Atherosclerosis of nonbiological bypass graft(s) of right leg with ulceration of plantar surface of midfoot

I70.635 **Atherosclerosis of nonbiological bypass graft(s) of the right leg with ulceration of other part of foot** A HCC RxHCC

Atherosclerosis of nonbiological bypass graft(s) of the right leg with ulceration of toe

I70.638 **Atherosclerosis of nonbiological bypass graft(s) of the right leg with ulceration of other part of lower leg** A CC HCC RxHCC CC/MCC Ex6

I70.639 **Atherosclerosis of nonbiological bypass graft(s) of the right leg with ulceration of unspecified site** A CC HCC RxHCC CC/MCC Ex6

I70.64 **Atherosclerosis of nonbiological bypass graft(s) of the left leg with ulceration**

INCLUDES *any condition classifiable to I70.612 and I70.622*

chronic limb-threatening ischemia of nonbiological bypass graft(s) of the left leg with ulceration

critical limb ischemia of nonbiological bypass graft(s) of the left leg with ulceration

Use additional code to identify severity of ulcer (L97.-)

I70.641 **Atherosclerosis of nonbiological bypass graft(s) of the left leg with ulceration of thigh** A CC HCC RxHCC CC/MCC Ex6

I70.642 **Atherosclerosis of nonbiological bypass graft(s) of the left leg with ulceration of calf** A CC HCC RxHCC CC/MCC Ex6

I70.643 **Atherosclerosis of nonbiological bypass graft(s) of the left leg with ulceration of ankle** A CC HCC RxHCC CC/MCC Ex6

I70.644 **Atherosclerosis of nonbiological bypass graft(s) of the left leg with ulceration of heel and midfoot** A CC HCC RxHCC CC/MCC Ex6

Atherosclerosis of nonbiological bypass graft(s) of left leg with ulceration of plantar surface of midfoot

I70.645 **Atherosclerosis of nonbiological bypass graft(s) of the left leg with ulceration of other part of foot** A HCC RxHCC

Atherosclerosis of nonbiological bypass graft(s) of the left leg with ulceration of toe

I70.648 **Atherosclerosis of nonbiological bypass graft(s) of the left leg with ulceration of other part of lower leg** A CC HCC RxHCC CC/MCC Ex6

I70.649 **Atherosclerosis of nonbiological bypass graft(s) of the left leg with ulceration of unspecified site** A CC HCC RxHCC CC/MCC Ex6

I70.65 **Atherosclerosis of nonbiological bypass graft(s) of other extremity with ulceration** A HCC RxHCC

INCLUDES *any condition classifiable to I70.618 and I70.628*

Use additional code to identify severity of ulcer (L98.49)

6th I70.66 Atherosclerosis of nonbiological bypass graft(s) of the extremities with gangrene

INCLUDES any condition classifiable to I70.61-, I70.62-, I70.63-, I70.64-, I70.65
chronic limb-threatening ischemia of nonbiological bypass graft(s) of the extremities with gangrene
critical limb ischemia of nonbiological bypass graft(s) of the extremities with gangrene

Use additional code to identify the severity of any ulcer (L97.-, L98.49-), if applicable

I70.661 Atherosclerosis of nonbiological bypass graft(s) of the extremities with gangrene, right leg A CC HCC CC/MCC Ex0
I70.662 Atherosclerosis of nonbiological bypass graft(s) of the extremities with gangrene, left leg A CC HCC CC/MCC Ex0
I70.663 Atherosclerosis of nonbiological bypass graft(s) of the extremities with gangrene, bilateral legs A CC HCC CC/MCC Ex0
I70.668 Atherosclerosis of nonbiological bypass graft(s) of the extremities with gangrene, other extremity A CC HCC CC/MCC Ex0
I70.669 Atherosclerosis of nonbiological bypass graft(s) of the extremities with gangrene, unspecified extremity A CC HCC CC/MCC Ex0

6th I70.69 Other atherosclerosis of nonbiological bypass graft(s) of the extremities

I70.691 Other atherosclerosis of nonbiological bypass graft(s) of the extremities, right leg A
I70.692 Other atherosclerosis of nonbiological bypass graft(s) of the extremities, left leg A
I70.693 Other atherosclerosis of nonbiological bypass graft(s) of the extremities, bilateral legs A
I70.698 Other atherosclerosis of nonbiological bypass graft(s) of the extremities, other extremity A
I70.699 Other atherosclerosis of nonbiological bypass graft(s) of the extremities, unspecified extremity A

5th I70.7 Atherosclerosis of other type of bypass graft(s) of the extremities

Use additional code, if applicable, to identify chronic total occlusion of artery of extremity (I70.92)

6th I70.70 Unspecified atherosclerosis of other type of bypass graft(s) of the extremities

I70.701 Unspecified atherosclerosis of other type of bypass graft(s) of the extremities, right leg A
I70.702 Unspecified atherosclerosis of other type of bypass graft(s) of the extremities, left leg A
I70.703 Unspecified atherosclerosis of other type of bypass graft(s) of the extremities, bilateral legs A
I70.708 Unspecified atherosclerosis of other type of bypass graft(s) of the extremities, other extremity A
I70.709 Unspecified atherosclerosis of other type of bypass graft(s) of the extremities, unspecified extremity A

6th I70.71 Atherosclerosis of other type of bypass graft(s) of the extremities with intermittent claudication

I70.711 Atherosclerosis of other type of bypass graft(s) of the extremities with intermittent claudication, right leg A
I70.712 Atherosclerosis of other type of bypass graft(s) of the extremities with intermittent claudication, left leg A
I70.713 Atherosclerosis of other type of bypass graft(s) of the extremities with intermittent claudication, bilateral legs A
I70.718 Atherosclerosis of other type of bypass graft(s) of the extremities with intermittent claudication, other extremity A
I70.719 Atherosclerosis of other type of bypass graft(s) of the extremities with intermittent claudication, unspecified extremity A

I70.72 Atherosclerosis of other type of bypass graft(s) of the extremities with rest pain

INCLUDES any condition classifiable to I70.71-

chronic limb-threatening ischemia NOS of other type of bypass graft(s) of the extremities

chronic limb-threatening ischemia of other type of bypass graft(s) of the extremities with rest pain

critical limb ischemia NOS of other type of bypass graft(s) of the extremities

critical limb ischemia of other type of bypass graft(s) of the extremities with rest pain

I70.721 Atherosclerosis of other type of bypass graft(s) of the extremities with rest pain, right leg A HCC

I70.722 Atherosclerosis of other type of bypass graft(s) of the extremities with rest pain, left leg A HCC

I70.723 Atherosclerosis of other type of bypass graft(s) of the extremities with rest pain, bilateral legs A HCC

I70.728 Atherosclerosis of other type of bypass graft(s) of the extremities with rest pain, other extremity A HCC

I70.729 Atherosclerosis of other type of bypass graft(s) of the extremities with rest pain, unspecified extremity A HCC

I70.73 Atherosclerosis of other type of bypass graft(s) of the right leg with ulceration

INCLUDES any condition classifiable to I70.711 and I70.721

chronic limb-threatening ischemia of other type of bypass graft(s) of the right leg with ulceration

critical limb ischemia of other type of bypass graft(s) of the right leg with ulceration

Use additional code to identify severity of ulcer (L97.-)

I70.731 Atherosclerosis of other type of bypass graft(s) of the right leg with ulceration of thigh A CC HCC RxHCC CC/MCC Ex6

I70.732 Atherosclerosis of other type of bypass graft(s) of the right leg with ulceration of calf A CC HCC RxHCC CC/MCC Ex6

I70.733 Atherosclerosis of other type of bypass graft(s) of the right leg with ulceration of ankle A CC HCC RxHCC CC/MCC Ex6

I70.734 Atherosclerosis of other type of bypass graft(s) of the right leg with ulceration of heel and midfoot A CC HCC RxHCC CC/MCC Ex6

Atherosclerosis of other type of bypass graft(s) of right leg with ulceration of plantar surface of midfoot

I70.735 Atherosclerosis of other type of bypass graft(s) of the right leg with ulceration of other part of foot A HCC RxHCC

Atherosclerosis of other type of bypass graft(s) of right leg with ulceration of toe

I70.738 Atherosclerosis of other type of bypass graft(s) of the right leg with ulceration of other part of lower leg A CC HCC RxHCC CC/MCC Ex6

I70.739 Atherosclerosis of other type of bypass graft(s) of the right leg with ulceration of unspecified site A CC HCC RxHCC CC/MCC Ex6

6th I70.74 **Atherosclerosis of other type of bypass graft(s) of the left leg with ulceration**

INCLUDES *any condition classifiable to I70.712 and I70.722*
chronic limb-threatening ischemia of other type of bypass graft(s) of the left leg with ulceration
critical limb ischemia of other type of bypass graft(s) of the left leg with ulceration
Use additional code to identify severity of ulcer (L97.-)

I70.741 **Atherosclerosis of other type of bypass graft(s) of the left leg with ulceration of thigh** A CC HCC RxHCC CC/MCC Exc
I70.742 **Atherosclerosis of other type of bypass graft(s) of the left leg with ulceration of calf** A CC HCC RxHCC CC/MCC Exc
I70.743 **Atherosclerosis of other type of bypass graft(s) of the left leg with ulceration of ankle** A CC HCC RxHCC CC/MCC Exc
I70.744 **Atherosclerosis of other type of bypass graft(s) of the left leg with ulceration of heel and midfoot** A CC HCC RxHCC CC/MCC Exc
Atherosclerosis of other type of bypass graft(s) of left leg with ulceration of plantar surface of midfoot
I70.745 **Atherosclerosis of other type of bypass graft(s) of the left leg with ulceration of other part of foot** A HCC RxHCC
Atherosclerosis of other type of bypass graft(s) of left leg with ulceration of toe
I70.748 **Atherosclerosis of other type of bypass graft(s) of the left leg with ulceration of other part of lower leg** A CC HCC RxHCC CC/MCC Exc
I70.749 **Atherosclerosis of other type of bypass graft(s) of the left leg with ulceration of unspecified site** A CC HCC RxHCC CC/MCC Exc

I70.75 **Atherosclerosis of other type of bypass graft(s) of other extremity with ulceration** A HCC RxHCC

INCLUDES *any condition classifiable to I70.718 and I70.728*
Use additional code to identify severity of ulcer (L98.49)

6th I70.76 **Atherosclerosis of other type of bypass graft(s) of the extremities with gangrene**

INCLUDES *any condition classifiable to I70.71-, I70.72-, I70.73-, I70.74-, I70.75*
chronic limb-threatening ischemia of other type of bypass graft(s) of the extremities with gangrene
critical limb ischemia of other type of bypass graft(s) of the extremities with gangrene
Use additional code to identify the severity of any ulcer (L97.-, L98.49-), if applicable

I70.761 **Atherosclerosis of other type of bypass graft(s) of the extremities with gangrene, right leg** A CC HCC CC/MCC Exc
I70.762 **Atherosclerosis of other type of bypass graft(s) of the extremities with gangrene, left leg** A CC HCC CC/MCC Exc
I70.763 **Atherosclerosis of other type of bypass graft(s) of the extremities with gangrene, bilateral legs** A CC HCC CC/MCC Exc
I70.768 **Atherosclerosis of other type of bypass graft(s) of the extremities with gangrene, other extremity** A CC HCC CC/MCC Exc
I70.769 **Atherosclerosis of other type of bypass graft(s) of the extremities with gangrene, unspecified extremity** A CC HCC CC/MCC Exc

6th I70.79 Other atherosclerosis of other type of bypass graft(s) of the extremities

I70.791 Other atherosclerosis of other type of bypass graft(s) of the extremities, right leg A

I70.792 Other atherosclerosis of other type of bypass graft(s) of the extremities, left leg A

I70.793 Other atherosclerosis of other type of bypass graft(s) of the extremities, bilateral legs A

I70.798 Other atherosclerosis of other type of bypass graft(s) of the extremities, other extremity A

I70.799 Other atherosclerosis of other type of bypass graft(s) of the extremities, unspecified extremity A

I70.8 Atherosclerosis of other arteries A

5th I70.9 Other and unspecified atherosclerosis

EXCLUDES *disorders of pyrophosphate metabolism (E83.82-)

I70.90 Unspecified atherosclerosis A

I70.91 Generalized atherosclerosis A

I70.92 Chronic total occlusion of artery of the extremities A CC PDxIn CC/MCC Ex0

Complete occlusion of artery of the extremities

Total occlusion of artery of the extremities

Code first atherosclerosis of arteries of the extremities (I70.2-, I70.3-, I70.4-, I70.5-, I70.6-, I70.7-)

4th I71 Aortic aneurysm and dissection

Code first, if applicable:

syphilitic aortic aneurysm (A52.01)

traumatic aortic aneurysm (S25.09, S35.09)

5th I71.0 Dissection of aorta

I71.00 Dissection of unspecified site of aorta HCC MCC CC/MCC Ex0

6th I71.01 Dissection of thoracic aorta

I71.010 Dissection of ascending aorta HCC MCC CC/MCC Ex0

AHA: Q2 2024, Q4 2022

I71.011 Dissection of aortic arch HCC MCC CC/MCC Ex0

AHA: Q2 2024, Q4 2022

I71.012 Dissection of descending thoracic aorta HCC MCC CC/MCC Ex0

AHA: Q2 2024, Q4 2022

I71.019 Dissection of thoracic aorta, unspecified HCC MCC CC/MCC Ex0

AHA: Q4 2022

I71.02 Dissection of abdominal aorta HCC MCC CC/MCC Ex0

I71.03 Dissection of thoracoabdominal aorta HCC MCC CC/MCC Ex0

I71.1 Thoracic aortic aneurysm, ruptured

I71.10 Thoracic aortic aneurysm, ruptured, unspecified HCC MCC CC/MCC Ex0

AHA: Q4 2022

I71.11 Aneurysm of the ascending aorta, ruptured HCC MCC CC/MCC Ex0

AHA: Q4 2022

I71.12 Aneurysm of the aortic arch, ruptured HCC MCC CC/MCC Ex0

AHA: Q4 2022

I71.13 Aneurysm of the descending thoracic aorta, ruptured HCC MCC CC/MCC Ex0

AHA: Q4 2022

I71.2 Thoracic aortic aneurysm, without rupture

I71.20 Thoracic aortic aneurysm, without rupture, unspecified CC/MCC Ex0

AHA: Q4 2022

I71.21 Aneurysm of the ascending aorta, without rupture CC/MCC Ex0

AHA: Q4 2022

I71.22 Aneurysm of the aortic arch, without rupture CC/MCC Ex0

AHA: Q4 2022

I71.23 Aneurysm of the descending thoracic aorta, without rupture CC/MCC Ex0

AHA: Q4 2022

I71.3 Abdominal aortic aneurysm, ruptured (Figure 9.4)

I71.30 Abdominal aortic aneurysm, ruptured, unspecified HCC MCC CC/MCC Ex0

AHA: Q4 2022

I71.31 Pararenal abdominal aortic aneurysm, ruptured HCC MCC CC/MCC Ex0

AHA: Q4 2022

I71.32 Juxtarenal abdominal aortic aneurysm, ruptured HCC MCC CC/MCC Ex0

AHA: Q4 2022

I71.33 Infrarenal abdominal aortic aneurysm, ruptured HCC MCC CC/MCC Ex0

AHA: Q4 2022

I71.4 Abdominal aortic aneurysm, without rupture

I71.40 Abdominal aortic aneurysm, without rupture, unspecified CC/MCC Exc

AHA: Q4 2022

I71.41 Pararenal abdominal aortic aneurysm, without rupture CC/MCC Exc

AHA: Q2 2024, Q4 2022

I71.42 Juxtarenal abdominal aortic aneurysm, without rupture CC/MCC Exc

AHA: Q4 2022

I71.43 Infrarenal abdominal aortic aneurysm, without rupture CC/MCC Exc

AHA: Q4 2022

I71.5 Thoracoabdominal aortic aneurysm, ruptured

I71.50 Thoracoabdominal aortic aneurysm, ruptured, unspecified HCC MCC CC/MCC Exc

AHA: Q4 2022

I71.51 Supraceliac aneurysm of the thoracoabdominal aorta, ruptured HCC MCC CC/MCC Exc

AHA: Q4 2022

I71.52 Paravisceral aneurysm of the thoracoabdominal aorta, ruptured HCC MCC CC/MCC Exc

AHA: Q4 2022

I71.6 Thoracoabdominal aortic aneurysm, without rupture

I71.60 Thoracoabdominal aortic aneurysm, without rupture, unspecified CC/MCC Exc

AHA: Q4 2022

I71.61 Supraceliac aneurysm of the thoracoabdominal aorta, without rupture CC/MCC Exc

AHA: Q4 2022

I71.62 Paravisceral aneurysm of the thoracoabdominal aorta, without rupture CC/MCC Exc

AHA: Q4 2022

I71.8 Aortic aneurysm of unspecified site, ruptured HCC MCC CC/MCC Exc

Rupture of aorta NOS

I71.9 Aortic aneurysm of unspecified site, without rupture CC/MCC Exc

Aneurysm of aorta

Dilatation of aorta

Hyaline necrosis of aorta

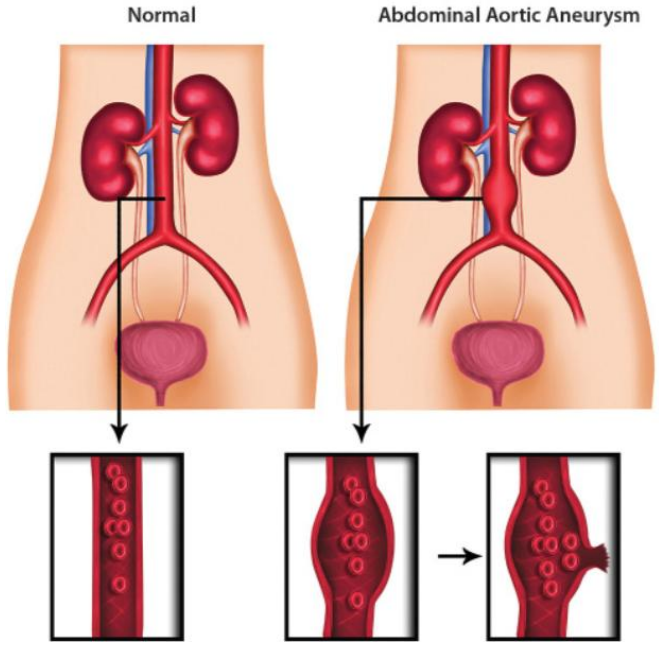

Figure 9.4 Ruptured Abdominal Aortic Aneurysm

4th **I72 Other aneurysm**

INCLUDES *aneurysm (cirsoid) (false) (ruptured)*

EXCLUDES *acquired aneurysm (I77.0)*
aneurysm (of) aorta (I71.-)
aneurysm (of) arteriovenous NOS (Q27.3-)
carotid artery dissection (I77.71)
cerebral (nonruptured) aneurysm (I67.1)
coronary aneurysm (I25.4)
coronary artery dissection (I25.42)
dissection of artery NEC (I77.79)
dissection of precerebral artery, congenital (nonruptured) (Q28.1)
heart aneurysm (I25.3)
iliac artery dissection (I77.72)
precerebral artery, congenital (nonruptured) (Q28.1)
pulmonary artery aneurysm (I28.1)
renal artery dissection (I77.73)
retinal aneurysm (H35.0)
ruptured cerebral aneurysm (I60.7)
varicose aneurysm (I77.0)
vertebral artery dissection (I77.74)

I72.0 Aneurysm of carotid artery

Aneurysm of common carotid artery
Aneurysm of external carotid artery
Aneurysm of internal carotid artery, extracranial portion

EXCLUDES1 *aneurysm of internal carotid artery, intracranial portion (I67.1)*
aneurysm of internal carotid artery NOS (I67.1)

I72.1 Aneurysm of artery of upper extremity

I72.2 Aneurysm of renal artery

I72.3 **Aneurysm of iliac artery**

I72.4 **Aneurysm of artery of lower extremity**

AHA: Q2 2019

I72.5 **Aneurysm of other precerebral arteries**

AHA: Q4 2016

Aneurysm of basilar artery (trunk)

EXCLUDES *aneurysm of carotid artery (I72.0)*

aneurysm of vertebral artery (I72.6)

dissection of carotid artery (I77.71)

dissection of other precerebral arteries (I77.75)

dissection of vertebral artery (I77.74)

I72.6 **Aneurysm of vertebral artery**

AHA: Q4 2016

EXCLUDES *dissection of vertebral artery (I77.74)*

I72.8 **Aneurysm of other specified arteries**

I72.9 **Aneurysm of unspecified site**

4th I73 **Other peripheral vascular diseases**

EXCLUDES *chilblains (T69.1)*

frostbite (T33-T34)

immersion hand or foot (T69.0-)

spasm of cerebral artery (G45.9)

5th I73.0 **Raynaud's syndrome**

Raynaud's disease

Raynaud's phenomenon (secondary)

I73.00 **Raynaud's syndrome without gangrene**

I73.01 **Raynaud's syndrome with gangrene** CC HCC CC/MCC Ex

I73.1 **Thromboangiitis obliterans [Buerger's disease]**

5th I73.8 **Other specified peripheral vascular diseases**

EXCLUDES1 *diabetic (peripheral) angiopathy (E08-E13 with .51-.52)*

I73.81 **Erythromelalgia** CC/MCC Ex0

I73.89 **Other specified peripheral vascular diseases** CC/MCC Ex0

Acrocyanosis

Erythrocyanosis

Simple acroparesthesia [Schultze's type]

Vasomotor acroparesthesia [Nothnagel's type]

I73.9 **Peripheral vascular disease, unspecified** CC/MCC Ex0

AHA: Q4 2018

Intermittent claudication

Peripheral angiopathy NOS

Spasm of artery

EXCLUDES1 *atherosclerosis of the extremities (I70.2--I70.7-)*

4th I74 **Arterial embolism and thrombosis**

INCLUDES *embolic infarction*

embolic occlusion

thrombotic infarction

thrombotic occlusion

Code first embolism and thrombosis complicating abortion or ectopic or molar pregnancy (O00-O07, O08.2)

embolism and thrombosis complicating pregnancy, childbirth and the puerperium (O88.-)

EXCLUDES2 *atheroembolism (I75.-)*

basilar embolism and thrombosis (I63.0-I63.2, I65.1)

carotid embolism and thrombosis (I63.0-I63.2, I65.2)

cerebral embolism and thrombosis (I63.3-I63.5, I66.-)

coronary embolism and thrombosis (I21-I25)

mesenteric embolism and thrombosis (K55.0-)

ophthalmic embolism and thrombosis (H34.-)

precerebral embolism and thrombosis NOS (I63.0-I63.2, I65.9)

pulmonary embolism and thrombosis (I26.-)

renal embolism and thrombosis (N28.0)

retinal embolism and thrombosis (H34.-)

septic embolism and thrombosis (I76)

vertebral embolism and thrombosis (I63.0-I63.2, I65.0)

5th I74.0 Embolism and thrombosis of abdominal aorta

I74.01 Saddle embolus of abdominal aorta HCC MCC CC/MCC Exc

I74.09 Other arterial embolism and thrombosis of abdominal aorta CC HCC CC/MCC Exc

Aortic bifurcation syndrome

Aortoiliac obstruction

Leriche's syndrome

5th I74.1 Embolism and thrombosis of other and unspecified parts of aorta

I74.10 Embolism and thrombosis of unspecified parts of aorta CC HCC CC/MCC Exc

I74.11 Embolism and thrombosis of thoracic aorta CC HCC CC/MCC Exc

I74.19 Embolism and thrombosis of other parts of aorta CC HCC CC/MCC Exc

I74.2 Embolism and thrombosis of arteries of the upper extremities CC HCC CC/MCC Exc

I74.3 Embolism and thrombosis of arteries of the lower extremities CC HCC CC/MCC Exc

I74.4 Embolism and thrombosis of arteries of extremities, unspecified CC HCC CC/MCC Exc

Peripheral arterial embolism NOS

I74.5 Embolism and thrombosis of iliac artery CC HCC CC/MCC Exc

AHA: Q2 2023

I74.8 Embolism and thrombosis of other arteries CC HCC CC/MCC Exc

I74.9 Embolism and thrombosis of unspecified artery CC HCC CC/MCC Exc

4th I75 Atheroembolism

INCLUDES *atherothrombotic microembolism*

cholesterol embolism

5th I75.0 Atheroembolism of extremities

6th I75.01 Atheroembolism of upper extremity

I75.011 Atheroembolism of right upper extremity CC HCC CC/MCC Exc

I75.012 Atheroembolism of left upper extremity CC HCC CC/MCC Exc

I75.013 Atheroembolism of bilateral upper extremities CC HCC CC/MCC Exc

I75.019 Atheroembolism of unspecified upper extremity CC HCC CC/MCC Exc

6th I75.02 Atheroembolism of lower extremity

I75.021 Atheroembolism of right lower extremity CC HCC CC/MCC Ex0

I75.022 Atheroembolism of left lower extremity CC HCC CC/MCC Ex0

I75.023 Atheroembolism of bilateral lower extremities CC HCC CC/MCC Ex0

I75.029 Atheroembolism of unspecified lower extremity CC HCC CC/MCC Ex0

5th I75.8 Atheroembolism of other sites

I75.81 Atheroembolism of kidney CC HCC CC/MCC Ex0

Use additional code for any associated acute kidney failure and chronic kidney disease (N17.-, N18.-)

I75.89 Atheroembolism of other site CC HCC CC/MCC Ex0

I76 Septic arterial embolism CC HCC PDxIP CC/MCC Ex0

Code first underlying infection, such as:

infective endocarditis (I33.0)

lung abscess (J85.-)

Use additional code to identify the site of the embolism (I74.-)

Excludes *septic pulmonary embolism (I26.01, I26.90)*

4th I77 Other disorders of arteries and arterioles

Excludes *collagen (vascular) diseases (M30-M36)*

hypersensitivity angiitis (M31.0)

pulmonary artery (I28.-)

I77.0 Arteriovenous fistula, acquired CC/MCC Ex0

Aneurysmal varix

Arteriovenous aneurysm, acquired

Excludes1 *arteriovenous aneurysm NOS (Q27.3-)*

presence of arteriovenous shunt (fistula) for dialysis (Z99.2)

traumatic - see injury of blood vessel by body region

Excludes2 *cerebral (I67.1)*

coronary (I25.4)

I77.1 Stricture of artery CC/MCC Ex0

AHA: Q3 2021

Narrowing of artery

I77.2 Rupture of artery CC CC/MCC Ex0

Erosion of artery

Fistula of artery

Ulcer of artery

EXCLUDES1 *traumatic rupture of artery - see injury of blood vessel by body region*

I77.3 Arterial fibromuscular dysplasia CC/MCC Ex0

Fibromuscular hyperplasia (of) carotid artery

Fibromuscular hyperplasia (of) renal artery

I77.4 Celiac artery compression syndrome CC CC/MCC Ex0

AHA: Q3 2021

I77.5 Necrosis of artery CC CC/MCC Ex0

I77.6 Arteritis, unspecified CC/MCC Ex0

Aortitis NOS

Endarteritis NOS

EXCLUDES1 *arteritis or endarteritis:*

aortic arch (M31.4)

cerebral NEC (I67.7)

coronary (I25.89)

deformans (I70.-)

giant cell (M31.5, M31.6)

obliterans (I70.-)

senile (I70.-)

5th I77.7 Other arterial dissection

EXCLUDES *dissection of aorta (I71.0-)*

dissection of coronary artery (I25.42)

I77.70 Dissection of unspecified artery MCC CC/MCC Ex6

AHA: Q4 2016

I77.71 Dissection of carotid artery MCC CC/MCC Ex6

I77.72 Dissection of iliac artery MCC CC/MCC Ex6

I77.73 Dissection of renal artery MCC CC/MCC Ex6

I77.74 Dissection of vertebral artery MCC CC/MCC Ex6

AHA: Q1 2024

EXCLUDES *aneurysm of vertebral artery (I72.6)*

I77.75 Dissection of other precerebral arteries MCC CC/MCC Ex6

AHA: Q4 2016

Dissection of basilar artery (trunk)

EXCLUDES *aneurysm of carotid artery (I72.0)*

aneurysm of other precerebral arteries (I72.5)

aneurysm of vertebral artery (I72.6)

dissection of carotid artery (I77.71)

dissection of vertebral artery (I77.74)

I77.76 Dissection of artery of upper extremity MCC CC/MCC Ex6

AHA: Q4 2016

I77.77 Dissection of artery of lower extremity MCC CC/MCC Ex6

AHA: Q4 2016

I77.79 Dissection of other specified artery MCC CC/MCC Ex6

AHA: Q4 2016

5th I77.8 Other specified disorders of arteries and arterioles

6th I77.81 Aortic ectasia

Ectasis aorta

EXCLUDES1 *aortic aneurysm and dissection (I71.-)*

I77.810 Thoracic aortic ectasia CC/MCC Ex0

I77.811 Abdominal aortic ectasia CC/MCC Ex0

I77.812 Thoracoabdominal aortic ectasia CC/MCC Ex0

I77.819 Aortic ectasia, unspecified site CC/MCC Ex0

I77.82 Antineutrophilic cytoplasmic antibody [ANCA] vasculitis HCC RxHCC CC/MCC Ex0

AHA: Q4 2022

ANCA associated vasculitis

ANCA positive vasculitis

EXCLUDES1 *eosinophilic granulomatosis with polyangiitis (M30.1)*

granulomatosis with polyangiitis (M31.3-)

microscopic polyangiitis (M31.7)

I77.89 Other specified disorders of arteries and arterioles CC/MCC Ex0

AHA: Q1 2021

I77.9 Disorder of arteries and arterioles, unspecified CC/MCC Ex0

AHA: Q1 2021

4th I78 Diseases of capillaries

I78.0 Hereditary hemorrhagic telangiectasia

Rendu-Osler-Weber disease

I78.1 **Nevus, non-neoplastic**

AHA: Q1 2019

Araneus nevus

Senile nevus

Spider nevus

Stellar nevus

EXCLUDES1 *nevus NOS (D22.-)*

vascular NOS (Q82.5)

EXCLUDES2 *blue nevus (D22.-)*

flammeus nevus (Q82.5)

hairy nevus (D22.-)

melanocytic nevus (D22.-)

pigmented nevus (D22.-)

portwine nevus (Q82.5)

sanguineous nevus (Q82.5)

strawberry nevus (Q82.5)

verrucous nevus (Q82.5)

I78.8 **Other diseases of capillaries**

I78.9 **Disease of capillaries, unspecified**

4th I79 **Disorders of arteries, arterioles and capillaries in diseases classified elsewhere**

I79.0 **Aneurysm of aorta in diseases classified elsewhere**

Code first underlying disease

EXCLUDES1 *syphilitic aneurysm (A52.01)*

I79.1 **Aortitis in diseases classified elsewhere**

Code first underlying disease

EXCLUDES1 *syphilitic aortitis (A52.02)*

I79.8 **Other disorders of arteries, arterioles and capillaries in diseases classified elsewhere**

Code first underlying disease, such as:

amyloidosis (E85.-)

EXCLUDES1 *diabetic (peripheral) angiopathy (E08-E13 with .51-.52)*

syphilitic endarteritis (A52.09)

tuberculous endarteritis (A18.89)

Diseases of veins, lymphatic vessels and lymph nodes, not elsewhere classified (I80-I89)

4th I80 Phlebitis and thrombophlebitis

INCLUDES *endophlebitis*
inflammation, vein
periphlebitis
suppurative phlebitis

Code first ▶, if applicable:◀ phlebitis and thrombophlebitis complicating abortion, ectopic or molar pregnancy (O00-O07, O08.7)
phlebitis and thrombophlebitis complicating pregnancy, childbirth and the puerperium (O22.-, O87.-)

EXCLUDES1 *venous embolism and thrombosis of lower extremities (I82.4-, I82.5-, I82.81-)*

5th I80.0 Phlebitis and thrombophlebitis of superficial vessels of lower extremities

Phlebitis and thrombophlebitis of femoropopliteal vein

I80.00 Phlebitis and thrombophlebitis of superficial vessels of unspecified lower extremity CC/MCC Ex0
I80.01 Phlebitis and thrombophlebitis of superficial vessels of right lower extremity CC/MCC Ex0
I80.02 Phlebitis and thrombophlebitis of superficial vessels of left lower extremity CC/MCC Ex0
I80.03 Phlebitis and thrombophlebitis of superficial vessels of lower extremities, bilateral CC/MCC Ex0

5th I80.1 Phlebitis and thrombophlebitis of femoral vein

Phlebitis and thrombophlebitis of common femoral vein
Phlebitis and thrombophlebitis of deep femoral vein

I80.10 Phlebitis and thrombophlebitis of unspecified femoral vein CC HCC RxHCC CC/MCC Ex0
I80.11 Phlebitis and thrombophlebitis of right femoral vein CC HCC RxHCC CC/MCC Ex0
I80.12 Phlebitis and thrombophlebitis of left femoral vein CC HCC RxHCC CC/MCC Ex0
I80.13 Phlebitis and thrombophlebitis of femoral vein, bilateral CC HCC RxHCC CC/MCC Ex0

5th I80.2 Phlebitis and thrombophlebitis of other and unspecified deep vessels of lower extremities

6th I80.20 Phlebitis and thrombophlebitis of unspecified deep vessels of lower extremities

I80.201 Phlebitis and thrombophlebitis of unspecified deep vessels of right lower extremity CC HCC RxHCC CC/MCC Ex0
I80.202 Phlebitis and thrombophlebitis of unspecified deep vessels of left lower extremity CC HCC RxHCC CC/MCC Ex0
I80.203 Phlebitis and thrombophlebitis of unspecified deep vessels of lower extremities, bilateral CC HCC RxHCC CC/MCC Ex0
I80.209 Phlebitis and thrombophlebitis of unspecified deep vessels of unspecified lower extremity CC HCC RxHCC CC/MCC Ex0

6th I80.21 Phlebitis and thrombophlebitis of iliac vein

Phlebitis and thrombophlebitis of common iliac vein

Phlebitis and thrombophlebitis of external iliac vein

Phlebitis and thrombophlebitis of internal iliac vein

I80.211 Phlebitis and thrombophlebitis of right iliac vein CC HCC RxHCC CC/MCC Exc

I80.212 Phlebitis and thrombophlebitis of left iliac vein CC HCC RxHCC CC/MCC Exc

I80.213 Phlebitis and thrombophlebitis of iliac vein, bilateral CC HCC RxHCC CC/MCC Exc

I80.219 Phlebitis and thrombophlebitis of unspecified iliac vein CC HCC RxHCC CC/MCC Exc

6th I80.22 Phlebitis and thrombophlebitis of popliteal vein

I80.221 Phlebitis and thrombophlebitis of right popliteal vein CC HCC RxHCC CC/MCC Exc

I80.222 Phlebitis and thrombophlebitis of left popliteal vein CC HCC RxHCC CC/MCC Exc

I80.223 Phlebitis and thrombophlebitis of popliteal vein, bilateral CC HCC RxHCC CC/MCC Exc

I80.229 Phlebitis and thrombophlebitis of unspecified popliteal vein CC HCC RxHCC CC/MCC Exc

6th I80.23 Phlebitis and thrombophlebitis of tibial vein

Phlebitis and thrombophlebitis of anterior tibial vein

Phlebitis and thrombophlebitis of posterior tibial vein

I80.231 Phlebitis and thrombophlebitis of right tibial vein CC HCC RxHCC CC/MCC Exc

I80.232 Phlebitis and thrombophlebitis of left tibial vein CC HCC RxHCC CC/MCC Exc

I80.233 Phlebitis and thrombophlebitis of tibial vein, bilateral CC HCC RxHCC CC/MCC Exc

I80.239 Phlebitis and thrombophlebitis of unspecified tibial vein CC HCC RxHCC CC/MCC Exc

6th I80.24 Phlebitis and thrombophlebitis of peroneal vein

I80.241 Phlebitis and thrombophlebitis of right peroneal vein CC HCC RxHCC CC/MCC Exc

AHA: Q4 2019

I80.242 Phlebitis and thrombophlebitis of left peroneal vein CC HCC RxHCC CC/MCC Exc

AHA: Q4 2019

I80.243 Phlebitis and thrombophlebitis of peroneal vein, bilateral CC HCC RxHCC CC/MCC Exc

AHA: Q4 2019

I80.249 Phlebitis and thrombophlebitis of unspecified peroneal vein CC HCC RxHCC CC/MCC Exc

AHA: Q4 2019

I80.25 Phlebitis and thrombophlebitis of calf muscular vein

Phlebitis and thrombophlebitis of calf muscular vein, NOS

Phlebitis and thrombophlebitis of gastrocnemial vein

Phlebitis and thrombophlebitis of soleal vein

I80.251 Phlebitis and thrombophlebitis of right calf muscular vein HCC RxHCC CC/MCC Ex0

AHA: Q4 2019

I80.252 Phlebitis and thrombophlebitis of left calf muscular vein HCC RxHCC CC/MCC Ex0

AHA: Q4 2019

I80.253 Phlebitis and thrombophlebitis of calf muscular vein, bilateral HCC RxHCC CC/MCC Ex0

AHA: Q4 2019

I80.259 Phlebitis and thrombophlebitis of unspecified calf muscular vein HCC RxHCC CC/MCC Ex0

AHA: Q4 2019

I80.29 Phlebitis and thrombophlebitis of other deep vessels of lower extremities

I80.291 Phlebitis and thrombophlebitis of other deep vessels of right lower extremity CC HCC RxHCC CC/MCC Ex0

I80.292 Phlebitis and thrombophlebitis of other deep vessels of left lower extremity CC HCC RxHCC CC/MCC Ex0

I80.293 Phlebitis and thrombophlebitis of other deep vessels of lower extremity, bilateral CC HCC RxHCC CC/MCC Ex0

I80.299 Phlebitis and thrombophlebitis of other deep vessels of unspecified lower extremity CC HCC RxHCC CC/MCC Ex0

I80.3 Phlebitis and thrombophlebitis of lower extremities, unspecified CC/MCC Ex0

I80.8 Phlebitis and thrombophlebitis of other sites CC/MCC Ex0

I80.9 Phlebitis and thrombophlebitis of unspecified site CC/MCC Ex0

I81 Portal vein thrombosis MCC CC/MCC Ex0

AHA: Q4 2019

Portal (vein) obstruction

Excludes *hepatic vein thrombosis (I82.0)*

phlebitis of portal vein (K75.1)

4th I82 **Other venous embolism and thrombosis**

☛ **Code first** venous embolism and thrombosis complicating:
abortion, ectopic or molar pregnancy (O00-O07, O08.7)
pregnancy, childbirth and the puerperium (O22.-, O87.-)

Excludes *venous embolism and thrombosis (of):*
cerebral (I63.6, I67.6)
coronary (I21-I25)
intracranial and intraspinal, septic or NOS (G08)
intracranial, nonpyogenic (I67.6)
intraspinal, nonpyogenic (G95.1)
mesenteric (K55.0-)
portal (I81)
pulmonary (I26.-)

I82.0 **Budd-Chiari syndrome** HCC MCC RxHCC CC/MCC Ex0
Hepatic vein thrombosis

I82.1 **Thrombophlebitis migrans** CC CC/MCC Ex0

5th I82.2 **Embolism and thrombosis of vena cava and other thoracic veins**

6th I82.21 **Embolism and thrombosis of superior vena cava**

I82.210 **Acute embolism and thrombosis of superior vena cava** CC HCC RxHCC CC/MCC Ex0
Embolism and thrombosis of superior vena cava NOS

I82.211 **Chronic embolism and thrombosis of superior vena cava** CC HCC RxHCC CC/MCC Ex0

6th I82.22 **Embolism and thrombosis of inferior vena cava**

I82.220 **Acute embolism and thrombosis of inferior vena cava** HCC MCC RxHCC CC/MCC Ex0
Embolism and thrombosis of inferior vena cava NOS

I82.221 **Chronic embolism and thrombosis of inferior vena cava** HCC MCC RxHCC CC/MCC Ex0

I82.29 **Embolism and thrombosis of other thoracic veins**

Embolism and thrombosis of brachiocephalic (innominate) vein

I82.290 **Acute embolism and thrombosis of other thoracic veins** CC HCC RxHCC CC/MCC Ex6

I82.291 **Chronic embolism and thrombosis of other thoracic veins** CC HCC RxHCC CC/MCC Ex6

I82.3 **Embolism and thrombosis of renal vein** CC HCC RxHCC CC/MCC Ex6

I82.4 **Acute embolism and thrombosis of deep veins of lower extremity**

I82.40 **Acute embolism and thrombosis of unspecified deep veins of lower extremity**

Deep vein thrombosis NOS

DVT NOS

EXCLUDES *acute embolism and thrombosis of unspecified deep veins of distal lower extremity (I82.4Z-)*

acute embolism and thrombosis of unspecified deep veins of proximal lower extremity (I82.4Y-)

I82.401 **Acute embolism and thrombosis of unspecified deep veins of right lower extremity** CC HAC HCC RxHCC CC/MCC Ex6

I82.402 **Acute embolism and thrombosis of unspecified deep veins of left lower extremity** CC HAC HCC RxHCC CC/MCC Ex6

I82.403 **Acute embolism and thrombosis of unspecified deep veins of lower extremity, bilateral** CC HAC HCC RxHCC CC/MCC Ex6

I82.409 **Acute embolism and thrombosis of unspecified deep veins of unspecified lower extremity** CC HAC HCC RxHCC CC/MCC Ex6

I82.41 **Acute embolism and thrombosis of femoral vein**

Acute embolism and thrombosis of common femoral vein

Acute embolism and thrombosis of deep femoral vein

I82.411 **Acute embolism and thrombosis of right femoral vein** CC HAC HCC RxHCC CC/MCC Ex6

I82.412 **Acute embolism and thrombosis of left femoral vein** CC HAC HCC RxHCC CC/MCC Ex6

AHA: Q3 2023

I82.413 **Acute embolism and thrombosis of femoral vein, bilateral** CC HAC HCC RxHCC CC/MCC Ex6

I82.419 **Acute embolism and thrombosis of unspecified femoral vein** CC HAC HCC RxHCC CC/MCC Ex6

I82.42 **Acute embolism and thrombosis of iliac vein**

Acute embolism and thrombosis of common iliac vein

Acute embolism and thrombosis of external iliac vein

Acute embolism and thrombosis of internal iliac vein

I82.421 **Acute embolism and thrombosis of right iliac vein** CC HAC HCC RxHCC CC/MCC Ex6

I82.422 **Acute embolism and thrombosis of left iliac vein** CC HAC HCC RxHCC CC/MCC Ex6

I82.423 **Acute embolism and thrombosis of iliac vein, bilateral** CC HAC HCC RxHCC CC/MCC Ex6

I82.429 **Acute embolism and thrombosis of unspecified iliac vein** CC HAC HCC RxHCC CC/MCC Ex6

I82.43 Acute embolism and thrombosis of popliteal vein

I82.431 Acute embolism and thrombosis of right popliteal vein CC HAC HCC RxHCC CC/MCC Exc

I82.432 Acute embolism and thrombosis of left popliteal vein CC HAC HCC RxHCC CC/MCC Exc

I82.433 Acute embolism and thrombosis of popliteal vein, bilateral CC HAC HCC RxHCC CC/MCC Exc

I82.439 Acute embolism and thrombosis of unspecified popliteal vein CC HAC HCC RxHCC CC/MCC Exc

I82.44 Acute embolism and thrombosis of tibial vein

Acute embolism and thrombosis of anterior tibial vein

Acute embolism and thrombosis of posterior tibial vein

I82.441 Acute embolism and thrombosis of right tibial vein CC HAC HCC RxHCC CC/MCC Exc

I82.442 Acute embolism and thrombosis of left tibial vein CC HAC HCC RxHCC CC/MCC Exc

I82.443 Acute embolism and thrombosis of tibial vein, bilateral CC HAC HCC RxHCC CC/MCC Exc

I82.449 Acute embolism and thrombosis of unspecified tibial vein CC HAC HCC RxHCC CC/MCC Exc

I82.45 Acute embolism and thrombosis of peroneal vein

I82.451 Acute embolism and thrombosis of right peroneal vein CC HAC HCC RxHCC CC/MCC Exc

AHA: Q4 2019

I82.452 Acute embolism and thrombosis of left peroneal vein CC HAC HCC RxHCC CC/MCC Exc

AHA: Q4 2019

I82.453 Acute embolism and thrombosis of peroneal vein, bilateral CC HAC HCC RxHCC CC/MCC Exc

AHA: Q4 2019

I82.459 Acute embolism and thrombosis of unspecified peroneal vein CC HAC HCC RxHCC CC/MCC Exc

AHA: Q4 2019

I82.46 Acute embolism and thrombosis of calf muscular vein

Acute embolism and thrombosis of calf muscular vein, NOS

Acute embolism and thrombosis of gastrocnemial vein

Acute embolism and thrombosis of soleal vein

I82.461 Acute embolism and thrombosis of right calf muscular vein HCC RxHCC CC/MCC Exc

AHA: Q4 2019

I82.462 Acute embolism and thrombosis of left calf muscular vein HCC RxHCC CC/MCC Exc

AHA: Q4 2019

I82.463 Acute embolism and thrombosis of calf muscular vein, bilateral HCC RxHCC CC/MCC Exc

AHA: Q4 2019

I82.469 Acute embolism and thrombosis of unspecified calf muscular vein HCC RxHCC CC/MCC Exc

AHA: Q4 2019

6th I82.49 Acute embolism and thrombosis of other specified deep vein of lower extremity

I82.491 Acute embolism and thrombosis of other specified deep vein of right lower extremity CC HAC HCC RxHCC CC/MCC Exc

I82.492 Acute embolism and thrombosis of other specified deep vein of left lower extremity CC HAC HCC RxHCC CC/MCC Exc

I82.493 Acute embolism and thrombosis of other specified deep vein of lower extremity, bilateral CC HAC HCC RxHCC CC/MCC Exc

I82.499 Acute embolism and thrombosis of other specified deep vein of unspecified lower extremity CC HAC HCC RxHCC CC/MCC Exc

6th I82.4Y Acute embolism and thrombosis of unspecified deep veins of proximal lower extremity

Acute embolism and thrombosis of deep vein of thigh NOS

Acute embolism and thrombosis of deep vein of upper leg NOS

I82.4Y1 Acute embolism and thrombosis of unspecified deep veins of right proximal lower extremity CC HAC HCC RxHCC CC/MCC Exc

I82.4Y2 Acute embolism and thrombosis of unspecified deep veins of left proximal lower extremity CC HAC HCC RxHCC CC/MCC Exc

I82.4Y3 Acute embolism and thrombosis of unspecified deep veins of proximal lower extremity, bilateral CC HAC HCC RxHCC CC/MCC Exc

I82.4Y9 Acute embolism and thrombosis of unspecified deep veins of unspecified proximal lower extremity CC HAC HCC RxHCC CC/MCC Exc

6th I82.4Z Acute embolism and thrombosis of unspecified deep veins of distal lower extremity

Acute embolism and thrombosis of deep vein of calf NOS

Acute embolism and thrombosis of deep vein of lower leg NOS

I82.4Z1 Acute embolism and thrombosis of unspecified deep veins of right distal lower extremity CC HAC HCC RxHCC CC/MCC Exc

I82.4Z2 Acute embolism and thrombosis of unspecified deep veins of left distal lower extremity CC HAC HCC RxHCC CC/MCC Exc

I82.4Z3 Acute embolism and thrombosis of unspecified deep veins of distal lower extremity, bilateral CC HAC HCC RxHCC CC/MCC Exc

I82.4Z9 Acute embolism and thrombosis of unspecified deep veins of unspecified distal lower extremity CC HAC HCC RxHCC CC/MCC Exc

5th I82.5 Chronic embolism and thrombosis of deep veins of lower extremity

Use additional code, if applicable, for associated long-term (current) use of anticoagulants (Z79.01)

EXCLUDES1 *personal history of venous embolism and thrombosis (Z86.718)*

6th I82.50 **Chronic embolism and thrombosis of unspecified deep veins of lower extremity**

Excludes1 *chronic embolism and thrombosis of unspecified deep veins of distal lower extremity (I82.5Z-)*

chronic embolism and thrombosis of unspecified deep veins of proximal lower extremity (I82.5Y-)

I82.501 **Chronic embolism and thrombosis of unspecified deep veins of right lower extremity** CC HCC RxHCC CC/MCC Exc

I82.502 **Chronic embolism and thrombosis of unspecified deep veins of left lower extremity** CC HCC RxHCC CC/MCC Exc

I82.503 **Chronic embolism and thrombosis of unspecified deep veins of lower extremity, bilateral** CC HCC RxHCC CC/MCC Exc

I82.509 **Chronic embolism and thrombosis of unspecified deep veins of unspecified lower extremity** CC HCC RxHCC CC/MCC Exc

6th I82.51 **Chronic embolism and thrombosis of femoral vein**

Chronic embolism and thrombosis of common femoral vein

Chronic embolism and thrombosis of deep femoral vein

I82.511 **Chronic embolism and thrombosis of right femoral vein** CC HCC RxHCC CC/MCC Exc

I82.512 **Chronic embolism and thrombosis of left femoral vein** CC HCC RxHCC CC/MCC Exc

I82.513 **Chronic embolism and thrombosis of femoral vein, bilateral** CC HCC RxHCC CC/MCC Exc

I82.519 **Chronic embolism and thrombosis of unspecified femoral vein** CC HCC RxHCC CC/MCC Exc

6th I82.52 **Chronic embolism and thrombosis of iliac vein**

Chronic embolism and thrombosis of common iliac vein

Chronic embolism and thrombosis of external iliac vein

Chronic embolism and thrombosis of internal iliac vein

I82.521 **Chronic embolism and thrombosis of right iliac vein** CC HCC RxHCC CC/MCC Exc

I82.522 **Chronic embolism and thrombosis of left iliac vein** CC HCC RxHCC CC/MCC Exc

I82.523 **Chronic embolism and thrombosis of iliac vein, bilateral** CC HCC RxHCC CC/MCC Exc

I82.529 **Chronic embolism and thrombosis of unspecified iliac vein** CC HCC RxHCC CC/MCC Exc

6th I82.53 **Chronic embolism and thrombosis of popliteal vein**

I82.531 **Chronic embolism and thrombosis of right popliteal vein** CC HCC RxHCC CC/MCC Exc

I82.532 **Chronic embolism and thrombosis of left popliteal vein** CC HCC RxHCC CC/MCC Exc

I82.533 **Chronic embolism and thrombosis of popliteal vein, bilateral** CC HCC RxHCC CC/MCC Exc

I82.539 **Chronic embolism and thrombosis of unspecified popliteal vein** CC HCC RxHCC CC/MCC Exc

I82.54 **Chronic embolism and thrombosis of tibial vein**

Chronic embolism and thrombosis of anterior tibial vein

Chronic embolism and thrombosis of posterior tibial vein

I82.541 **Chronic embolism and thrombosis of right tibial vein** CC HCC RxHCC CC/MCC Ex6

I82.542 **Chronic embolism and thrombosis of left tibial vein** CC HCC RxHCC CC/MCC Ex6

I82.543 **Chronic embolism and thrombosis of tibial vein, bilateral** CC HCC RxHCC CC/MCC Ex6

I82.549 **Chronic embolism and thrombosis of unspecified tibial vein** CC HCC RxHCC CC/MCC Ex6

I82.55 **Chronic embolism and thrombosis of peroneal vein**

I82.551 **Chronic embolism and thrombosis of right peroneal vein** CC HCC RxHCC CC/MCC Ex6

AHA: Q4 2019

I82.552 **Chronic embolism and thrombosis of left peroneal vein** CC HCC RxHCC CC/MCC Ex6

AHA: Q4 2019

I82.553 **Chronic embolism and thrombosis of peroneal vein, bilateral** CC HCC RxHCC CC/MCC Ex6

AHA: Q4 2019

I82.559 **Chronic embolism and thrombosis of unspecified peroneal vein** CC HCC RxHCC CC/MCC Ex6

AHA: Q4 2019

I82.56 **Chronic embolism and thrombosis of calf muscular vein**

Chronic embolism and thrombosis of calf muscular vein NOS

Chronic embolism and thrombosis of gastrocnemial vein

Chronic embolism and thrombosis of soleal vein

I82.561 **Chronic embolism and thrombosis of right calf muscular vein** HCC RxHCC CC/MCC Ex6

AHA: Q4 2019

I82.562 **Chronic embolism and thrombosis of left calf muscular vein** HCC RxHCC CC/MCC Ex6

AHA: Q4 2019

I82.563 **Chronic embolism and thrombosis of calf muscular vein, bilateral** HCC RxHCC CC/MCC Ex6

AHA: Q4 2019

I82.569 **Chronic embolism and thrombosis of unspecified calf muscular vein** HCC RxHCC CC/MCC Ex6

AHA: Q4 2019

6th I82.59 Chronic embolism and thrombosis of other specified deep vein of lower extremity

I82.591 Chronic embolism and thrombosis of other specified deep vein of right lower extremity CC HCC RxHCC CC/MCC Ex0

I82.592 Chronic embolism and thrombosis of other specified deep vein of left lower extremity CC HCC RxHCC CC/MCC Ex0

I82.593 Chronic embolism and thrombosis of other specified deep vein of lower extremity, bilateral CC HCC RxHCC CC/MCC Ex0

I82.599 Chronic embolism and thrombosis of other specified deep vein of unspecified lower extremity CC HCC RxHCC CC/MCC Ex0

6th I82.5Y Chronic embolism and thrombosis of unspecified deep veins of proximal lower extremity

Chronic embolism and thrombosis of deep veins of thigh NOS

Chronic embolism and thrombosis of deep veins of upper leg NOS

I82.5Y1 Chronic embolism and thrombosis of unspecified deep veins of right proximal lower extremity CC HCC RxHCC CC/MCC Ex0

I82.5Y2 Chronic embolism and thrombosis of unspecified deep veins of left proximal lower extremity CC HCC RxHCC CC/MCC Ex0

I82.5Y3 Chronic embolism and thrombosis of unspecified deep veins of proximal lower extremity, bilateral CC HCC RxHCC CC/MCC Ex0

I82.5Y9 Chronic embolism and thrombosis of unspecified deep veins of unspecified proximal lower extremity CC HCC RxHCC CC/MCC Ex0

6th I82.5Z Chronic embolism and thrombosis of unspecified deep veins of distal lower extremity

Chronic embolism and thrombosis of deep veins of calf NOS

Chronic embolism and thrombosis of deep veins of lower leg NOS

I82.5Z1 Chronic embolism and thrombosis of unspecified deep veins of right distal lower extremity CC HCC RxHCC CC/MCC Ex0

I82.5Z2 Chronic embolism and thrombosis of unspecified deep veins of left distal lower extremity CC HCC RxHCC CC/MCC Ex0

I82.5Z3 Chronic embolism and thrombosis of unspecified deep veins of distal lower extremity, bilateral CC HCC RxHCC CC/MCC Ex0

I82.5Z9 Chronic embolism and thrombosis of unspecified deep veins of unspecified distal lower extremity CC HCC RxHCC CC/MCC Ex0

5th I82.6 Acute embolism and thrombosis of veins of upper extremity

6th I82.60 Acute embolism and thrombosis of unspecified veins of upper extremity

I82.601 Acute embolism and thrombosis of unspecified veins of right upper extremity CC CC/MCC Ex0

I82.602 Acute embolism and thrombosis of unspecified veins of left upper extremity CC CC/MCC Ex0

I82.603 Acute embolism and thrombosis of unspecified veins of upper extremity, bilateral CC CC/MCC Ex0

I82.609 Acute embolism and thrombosis of unspecified veins of unspecified upper extremity CC CC/MCC Ex0

6th I82.61 **Acute embolism and thrombosis of superficial veins of upper extremity**

Acute embolism and thrombosis of antecubital vein

Acute embolism and thrombosis of basilic vein

Acute embolism and thrombosis of cephalic vein

I82.611 **Acute embolism and thrombosis of superficial veins of right upper extremity** CC CC/MCC Ex0

I82.612 **Acute embolism and thrombosis of superficial veins of left upper extremity** CC CC/MCC Ex0

I82.613 **Acute embolism and thrombosis of superficial veins of upper extremity, bilateral** CC CC/MCC Ex0

I82.619 **Acute embolism and thrombosis of superficial veins of unspecified upper extremity** CC CC/MCC Ex0

6th I82.62 **Acute embolism and thrombosis of deep veins of upper extremity**

Acute embolism and thrombosis of brachial vein

Acute embolism and thrombosis of radial vein

Acute embolism and thrombosis of ulnar vein

I82.621 **Acute embolism and thrombosis of deep veins of right upper extremity** CC HCC RxHCC CC/MCC Ex0

I82.622 **Acute embolism and thrombosis of deep veins of left upper extremity** CC HCC RxHCC CC/MCC Ex0

I82.623 **Acute embolism and thrombosis of deep veins of upper extremity, bilateral** CC HCC RxHCC CC/MCC Ex0

I82.629 **Acute embolism and thrombosis of deep veins of unspecified upper extremity** CC HCC RxHCC CC/MCC Ex0

5th I82.7 **Chronic embolism and thrombosis of veins of upper extremity**

Use additional code, if applicable, for associated long-term (current) use of anticoagulants (Z79.01)

EXCLUDES1 *personal history of venous embolism and thrombosis (Z86.718)*

6th I82.70 **Chronic embolism and thrombosis of unspecified veins of upper extremity**

I82.701 **Chronic embolism and thrombosis of unspecified veins of right upper extremity** CC CC/MCC Ex0

I82.702 **Chronic embolism and thrombosis of unspecified veins of left upper extremity** CC CC/MCC Ex0

I82.703 **Chronic embolism and thrombosis of unspecified veins of upper extremity, bilateral** CC CC/MCC Ex0

I82.709 **Chronic embolism and thrombosis of unspecified veins of unspecified upper extremity** CC CC/MCC Ex0

6th I82.71 **Chronic embolism and thrombosis of superficial veins of upper extremity**

Chronic embolism and thrombosis of antecubital vein

Chronic embolism and thrombosis of basilic vein

Chronic embolism and thrombosis of cephalic vein

I82.711 **Chronic embolism and thrombosis of superficial veins of right upper extremity** CC CC/MCC Ex0

I82.712 **Chronic embolism and thrombosis of superficial veins of left upper extremity** CC CC/MCC Ex0

I82.713 **Chronic embolism and thrombosis of superficial veins of upper extremity, bilateral** CC CC/MCC Ex0

I82.719 **Chronic embolism and thrombosis of superficial veins of unspecified upper extremity** CC CC/MCC Ex0

6th I82.72 Chronic embolism and thrombosis of deep veins of upper extremity

Chronic embolism and thrombosis of brachial vein

Chronic embolism and thrombosis of radial vein

Chronic embolism and thrombosis of ulnar vein

I82.721 Chronic embolism and thrombosis of deep veins of right upper extremity CC HCC RxHCC CC/MCC Exc

I82.722 Chronic embolism and thrombosis of deep veins of left upper extremity CC HCC RxHCC CC/MCC Exc

I82.723 Chronic embolism and thrombosis of deep veins of upper extremity, bilateral CC HCC RxHCC CC/MCC Exc

I82.729 Chronic embolism and thrombosis of deep veins of unspecified upper extremity CC HCC RxHCC CC/MCC Exc

5th I82.A Embolism and thrombosis of axillary vein

6th I82.A1 Acute embolism and thrombosis of axillary vein

I82.A11 Acute embolism and thrombosis of right axillary vein CC HCC RxHCC CC/MCC Exc

I82.A12 Acute embolism and thrombosis of left axillary vein CC HCC RxHCC CC/MCC Exc

I82.A13 Acute embolism and thrombosis of axillary vein, bilateral CC HCC RxHCC CC/MCC Exc

I82.A19 Acute embolism and thrombosis of unspecified axillary vein CC HCC RxHCC CC/MCC Exc

6th I82.A2 Chronic embolism and thrombosis of axillary vein

I82.A21 Chronic embolism and thrombosis of right axillary vein CC HCC RxHCC CC/MCC Exc

I82.A22 Chronic embolism and thrombosis of left axillary vein CC HCC RxHCC CC/MCC Exc

I82.A23 Chronic embolism and thrombosis of axillary vein, bilateral CC HCC RxHCC CC/MCC Exc

I82.A29 Chronic embolism and thrombosis of unspecified axillary vein CC HCC RxHCC CC/MCC Exc

5th I82.B Embolism and thrombosis of subclavian vein

6th I82.B1 Acute embolism and thrombosis of subclavian vein

I82.B11 Acute embolism and thrombosis of right subclavian vein CC HCC RxHCC CC/MCC Exc

I82.B12 Acute embolism and thrombosis of left subclavian vein CC HCC RxHCC CC/MCC Exc

I82.B13 Acute embolism and thrombosis of subclavian vein, bilateral CC HCC RxHCC CC/MCC Exc

I82.B19 Acute embolism and thrombosis of unspecified subclavian vein CC HCC RxHCC CC/MCC Exc

I82.B2 Chronic embolism and thrombosis of subclavian vein

I82.B21 Chronic embolism and thrombosis of right subclavian vein CC HCC RxHCC CC/MCC Exc

I82.B22 Chronic embolism and thrombosis of left subclavian vein CC HCC RxHCC CC/MCC Exc

I82.B23 Chronic embolism and thrombosis of subclavian vein, bilateral CC HCC RxHCC CC/MCC Exc

I82.B29 Chronic embolism and thrombosis of unspecified subclavian vein CC HCC RxHCC CC/MCC Exc

I82.C Embolism and thrombosis of internal jugular vein

I82.C1 Acute embolism and thrombosis of internal jugular vein

I82.C11 Acute embolism and thrombosis of right internal jugular vein CC HCC RxHCC CC/MCC Exc

I82.C12 Acute embolism and thrombosis of left internal jugular vein CC HCC RxHCC CC/MCC Exc

I82.C13 Acute embolism and thrombosis of internal jugular vein, bilateral CC HCC RxHCC CC/MCC Exc

I82.C19 Acute embolism and thrombosis of unspecified internal jugular vein CC HCC RxHCC CC/MCC Exc

I82.C2 Chronic embolism and thrombosis of internal jugular vein

I82.C21 Chronic embolism and thrombosis of right internal jugular vein CC HCC RxHCC CC/MCC Exc

I82.C22 Chronic embolism and thrombosis of left internal jugular vein CC HCC RxHCC CC/MCC Exc

I82.C23 Chronic embolism and thrombosis of internal jugular vein, bilateral CC HCC RxHCC CC/MCC Exc

I82.C29 Chronic embolism and thrombosis of unspecified internal jugular vein CC HCC RxHCC CC/MCC Exc

I82.8 Embolism and thrombosis of other specified veins

Use additional code, if applicable, for associated long-term (current) use of anticoagulants (Z79.01)

I82.81 Embolism and thrombosis of superficial veins of lower extremities

Embolism and thrombosis of saphenous vein (greater) (lesser)

I82.811 Embolism and thrombosis of superficial veins of right lower extremity CC CC/MCC Exc

I82.812 Embolism and thrombosis of superficial veins of left lower extremity CC CC/MCC Exc

I82.813 Embolism and thrombosis of superficial veins of lower extremities, bilateral CC CC/MCC Exc

I82.819 Embolism and thrombosis of superficial veins of unspecified lower extremity CC CC/MCC Exc

I82.89 Embolism and thrombosis of other specified veins

I82.890 Acute embolism and thrombosis of other specified veins CC CC/MCC Exc

I82.891 Chronic embolism and thrombosis of other specified veins CC CC/MCC Exc

I82.9 Embolism and thrombosis of unspecified vein

I82.90 Acute embolism and thrombosis of unspecified vein CC CC/MCC Ex0

Embolism of vein NOS

Thrombosis (vein) NOS

I82.91 Chronic embolism and thrombosis of unspecified vein CC CC/MCC Ex0

I83 Varicose veins of lower extremities (Figure 9.5)

Excludes2 *varicose veins complicating pregnancy (O22.0-)*

varicose veins complicating the puerperium (O87.4)

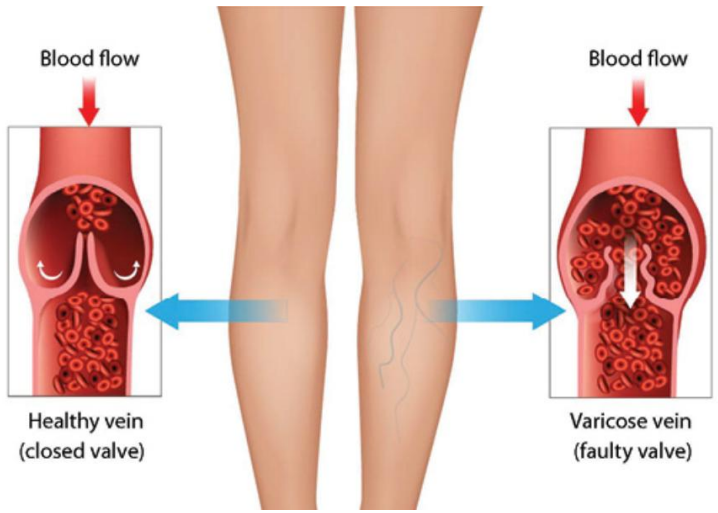

Figure 9.5 Varicose Veins of Lower Extremities

I83.0 Varicose veins of lower extremities with ulcer

Use additional code to identify severity of ulcer (L97.-)

I83.00 Varicose veins of unspecified lower extremity with ulcer

I83.001 Varicose veins of unspecified lower extremity with ulcer of thigh A HCC CC/MCC Exc

I83.002 Varicose veins of unspecified lower extremity with ulcer of calf A HCC CC/MCC Exc

I83.003 Varicose veins of unspecified lower extremity with ulcer of ankle A HCC CC/MCC Exc

I83.004 Varicose veins of unspecified lower extremity with ulcer of heel and midfoot A HCC CC/MCC Exc

Varicose veins of unspecified lower extremity with ulcer of plantar surface of midfoot

I83.005 Varicose veins of unspecified lower extremity with ulcer other part of foot A HCC CC/MCC Exc

Varicose veins of unspecified lower extremity with ulcer of toe

I83.008 Varicose veins of unspecified lower extremity with ulcer other part of lower leg A HCC CC/MCC Exc

I83.009 Varicose veins of unspecified lower extremity with ulcer of unspecified site A HCC CC/MCC Exc

I83.01 Varicose veins of right lower extremity with ulcer

I83.011 Varicose veins of right lower extremity with ulcer of thigh A HCC CC/MCC Exc

I83.012 Varicose veins of right lower extremity with ulcer of calf A HCC CC/MCC Exc

I83.013 Varicose veins of right lower extremity with ulcer of ankle A HCC CC/MCC Exc

I83.014 Varicose veins of right lower extremity with ulcer of heel and midfoot A HCC CC/MCC Exc

Varicose veins of right lower extremity with ulcer of plantar surface of midfoot

I83.015 Varicose veins of right lower extremity with ulcer other part of foot A HCC CC/MCC Exc

Varicose veins of right lower extremity with ulcer of toe

I83.018 Varicose veins of right lower extremity with ulcer other part of lower leg A HCC CC/MCC Exc

I83.019 Varicose veins of right lower extremity with ulcer of unspecified site A HCC CC/MCC Exc

I83.02 Varicose veins of left lower extremity with ulcer

I83.021 Varicose veins of left lower extremity with ulcer of thigh A HCC CC/MCC Exc

I83.022 Varicose veins of left lower extremity with ulcer of calf A HCC CC/MCC Exc

I83.023 Varicose veins of left lower extremity with ulcer of ankle A HCC CC/MCC Exc

I83.024 Varicose veins of left lower extremity with ulcer of heel and midfoot A HCC CC/MCC Exc

Varicose veins of left lower extremity with ulcer of plantar surface of midfoot

I83.025 Varicose veins of left lower extremity with ulcer other part of foot A HCC CC/MCC Exc

Varicose veins of left lower extremity with ulcer of toe

I83.028 Varicose veins of left lower extremity with ulcer other part of lower leg A HCC CC/MCC Exc

I83.029 Varicose veins of left lower extremity with ulcer of unspecified site A HCC CC/MCC Exc

- I83.1 Varicose veins of lower extremities with inflammation
  - I83.10 Varicose veins of unspecified lower extremity with inflammation A CC/MCC Exc
  - I83.11 Varicose veins of right lower extremity with inflammation A CC/MCC Exc
  - I83.12 Varicose veins of left lower extremity with inflammation A CC/MCC Exc
- I83.2 Varicose veins of lower extremities with both ulcer and inflammation
  - Use additional code to identify severity of ulcer (L97.-)
  - I83.20 Varicose veins of unspecified lower extremity with both ulcer and inflammation
    - I83.201 Varicose veins of unspecified lower extremity with both ulcer of thigh and inflammation A CC HCC CC/MCC Exc
    - I83.202 Varicose veins of unspecified lower extremity with both ulcer of calf and inflammation A CC HCC CC/MCC Exc
    - I83.203 Varicose veins of unspecified lower extremity with both ulcer of ankle and inflammation A CC HCC CC/MCC Exc
    - I83.204 Varicose veins of unspecified lower extremity with both ulcer of heel and midfoot and inflammation A CC HCC CC/MCC Exc
      - Varicose veins of unspecified lower extremity with both ulcer of plantar surface of midfoot and inflammation
    - I83.205 Varicose veins of unspecified lower extremity with both ulcer other part of foot and inflammation A CC HCC CC/MCC Exc
      - Varicose veins of unspecified lower extremity with both ulcer of toe and inflammation
    - I83.208 Varicose veins of unspecified lower extremity with both ulcer of other part of lower extremity and inflammation A CC HCC CC/MCC Exc
    - I83.209 Varicose veins of unspecified lower extremity with both ulcer of unspecified site and inflammation A CC HCC CC/MCC Exc
  - I83.21 Varicose veins of right lower extremity with both ulcer and inflammation
    - I83.211 Varicose veins of right lower extremity with both ulcer of thigh and inflammation A CC HCC CC/MCC Exc
    - I83.212 Varicose veins of right lower extremity with both ulcer of calf and inflammation A CC HCC CC/MCC Exc
    - I83.213 Varicose veins of right lower extremity with both ulcer of ankle and inflammation A CC HCC CC/MCC Exc
    - I83.214 Varicose veins of right lower extremity with both ulcer of heel and midfoot and inflammation A CC HCC CC/MCC Exc
      - Varicose veins of right lower extremity with both ulcer of plantar surface of midfoot and inflammation
    - I83.215 Varicose veins of right lower extremity with both ulcer other part of foot and inflammation A CC HCC CC/MCC Exc
      - Varicose veins of right lower extremity with both ulcer of toe and inflammation
    - I83.218 Varicose veins of right lower extremity with both ulcer of other part of lower extremity and inflammation A CC HCC CC/MCC Exc
    - I83.219 Varicose veins of right lower extremity with both ulcer of unspecified site and inflammation A CC HCC CC/MCC Exc

6th I83.22 Varicose veins of left lower extremity with both ulcer and inflammation

I83.221 Varicose veins of left lower extremity with both ulcer of thigh and inflammation A CC HCC CC/MCC Ex0

I83.222 Varicose veins of left lower extremity with both ulcer of calf and inflammation A CC HCC CC/MCC Ex0

I83.223 Varicose veins of left lower extremity with both ulcer of ankle and inflammation A CC HCC CC/MCC Ex0

I83.224 Varicose veins of left lower extremity with both ulcer of heel and midfoot and inflammation A CC HCC CC/MCC Ex0

Varicose veins of left lower extremity with both ulcer of plantar surface of midfoot and inflammation

I83.225 Varicose veins of left lower extremity with both ulcer other part of foot and inflammation A CC HCC CC/MCC Ex0

Varicose veins of left lower extremity with both ulcer of toe and inflammation

I83.228 Varicose veins of left lower extremity with both ulcer of other part of lower extremity and inflammation A CC HCC CC/MCC Ex0

I83.229 Varicose veins of left lower extremity with both ulcer of unspecified site and inflammation A CC HCC CC/MCC Ex0

5th I83.8 Varicose veins of lower extremities with other complications

6th I83.81 Varicose veins of lower extremities with pain

I83.811 Varicose veins of right lower extremity with pain A

I83.812 Varicose veins of left lower extremity with pain A

I83.813 Varicose veins of bilateral lower extremities with pain A

I83.819 Varicose veins of unspecified lower extremity with pain A

6th I83.89 Varicose veins of lower extremities with other complications

Varicose veins of lower extremities with edema

Varicose veins of lower extremities with swelling

I83.891 Varicose veins of right lower extremity with other complications A

I83.892 Varicose veins of left lower extremity with other complications A

I83.893 Varicose veins of bilateral lower extremities with other complications A

I83.899 Varicose veins of unspecified lower extremity with other complications A

5th I83.9 Asymptomatic varicose veins of lower extremities

Phlebectasia of lower extremities

Varicose veins of lower extremities

Varix of lower extremities

I83.90 Asymptomatic varicose veins of unspecified lower extremity A CC/MCC Ex0

Varicose veins NOS

I83.91 Asymptomatic varicose veins of right lower extremity A CC/MCC Ex0

I83.92 Asymptomatic varicose veins of left lower extremity A CC/MCC Ex0

I83.93 Asymptomatic varicose veins of bilateral lower extremities A CC/MCC Ex0

4th I85 Esophageal varices

Use additional code to identify:

alcohol abuse and dependence (F10.-)

5th I85.0 Esophageal varices

Idiopathic esophageal varices

Primary esophageal varices

I85.00 Esophageal varices without bleeding CC HCC CC/MCC Ex0

Esophageal varices NOS

I85.01 Esophageal varices with bleeding HCC MCC CC/MCC Ex0

5th I85.1 Secondary esophageal varices

Esophageal varices secondary to alcoholic liver disease

Esophageal varices secondary to cirrhosis of liver

Esophageal varices secondary to schistosomiasis

Esophageal varices secondary to toxic liver disease

Code first underlying disease

I85.10 Secondary esophageal varices without bleeding CC HCC CC/MCC Ex0

I85.11 Secondary esophageal varices with bleeding HCC MCC CC/MCC Ex0

4th I86 Varicose veins of other sites

EXCLUDES varicose veins of unspecified site (I83.9-)

EXCLUDES retinal varices (H35.0-)

I86.0 Sublingual varices

I86.1 Scrotal varices

Varicocele

I86.2 Pelvic varices

I86.3 Vulval varices

EXCLUDES vulval varices complicating childbirth and the puerperium (O87.8)

vulval varices complicating pregnancy (O22.1-)

I86.4 Gastric varices

I86.8 Varicose veins of other specified sites A

Varicose ulcer of nasal septum

4th I87 Other disorders of veins

5th I87.0 Postthrombotic syndrome

Chronic venous hypertension due to deep vein thrombosis

Postphlebitic syndrome

EXCLUDES chronic venous hypertension without deep vein thrombosis (I87.3-)

6th I87.00 Postthrombotic syndrome without complications

Asymptomatic Postthrombotic syndrome

I87.001 Postthrombotic syndrome without complications of right lower extremity

I87.002 Postthrombotic syndrome without complications of left lower extremity

I87.003 Postthrombotic syndrome without complications of bilateral lower extremity

I87.009 Postthrombotic syndrome without complications of unspecified extremity

Postthrombotic syndrome NOS

I87.01 Postthrombotic syndrome with ulcer

Use additional code to specify site and severity of ulcer (L97.-)

I87.011 Postthrombotic syndrome with ulcer of right lower extremity CC HCC CC/MCC Ex0

I87.012 Postthrombotic syndrome with ulcer of left lower extremity CC HCC CC/MCC Ex0

I87.013 Postthrombotic syndrome with ulcer of bilateral lower extremity CC HCC CC/MCC Ex0

I87.019 Postthrombotic syndrome with ulcer of unspecified lower extremity CC HCC CC/MCC Ex0

I87.02 Postthrombotic syndrome with inflammation

I87.021 Postthrombotic syndrome with inflammation of right lower extremity

I87.022 Postthrombotic syndrome with inflammation of left lower extremity

I87.023 Postthrombotic syndrome with inflammation of bilateral lower extremity

I87.029 Postthrombotic syndrome with inflammation of unspecified lower extremity

I87.03 Postthrombotic syndrome with ulcer and inflammation

Use additional code to specify site and severity of ulcer (L97.-)

I87.031 Postthrombotic syndrome with ulcer and inflammation of right lower extremity CC HCC CC/MCC Ex0

I87.032 Postthrombotic syndrome with ulcer and inflammation of left lower extremity CC HCC CC/MCC Ex0

I87.033 Postthrombotic syndrome with ulcer and inflammation of bilateral lower extremity CC HCC CC/MCC Ex0

I87.039 Postthrombotic syndrome with ulcer and inflammation of unspecified lower extremity CC HCC CC/MCC Ex0

I87.09 Postthrombotic syndrome with other complications

I87.091 Postthrombotic syndrome with other complications of right lower extremity

I87.092 Postthrombotic syndrome with other complications of left lower extremity

I87.093 Postthrombotic syndrome with other complications of bilateral lower extremity

I87.099 Postthrombotic syndrome with other complications of unspecified lower extremity

I87.1 Compression of vein CC CC/MCC Ex0

AHA: Q2 2023

Stricture of vein

Vena cava syndrome (inferior) (superior)

Excludes2 *compression of pulmonary vein (I28.8)*

I87.2 **Venous insufficiency (chronic) (peripheral)** CC/MCC Ex0

AHA: Q1 2025, Q1 2024

Stasis dermatitis

Use additional code, if applicable, to specify site and severity of ulcer (L97.-)

Code also, if applicable, associated hypertensive conditions such as:

essential (primary) hypertension (I10)

hypertensive chronic kidney disease (I12.-)

hypertensive heart and chronic kidney disease (I13.-)

hypertensive heart disease (I11.-)

EXCLUDES1 *stasis dermatitis with varicose veins of lower extremities (I83.1-, I83.2-)*

5th I87.3 **Chronic venous hypertension (idiopathic)**

Stasis edema

EXCLUDES1 *chronic venous hypertension due to deep vein thrombosis (I87.0-)*

varicose veins of lower extremities (I83.-)

6th I87.30 **Chronic venous hypertension (idiopathic) without complications**

Asymptomatic chronic venous hypertension (idiopathic)

I87.301 **Chronic venous hypertension (idiopathic) without complications of right lower extremity**

I87.302 **Chronic venous hypertension (idiopathic) without complications of left lower extremity**

I87.303 **Chronic venous hypertension (idiopathic) without complications of bilateral lower extremity**

I87.309 **Chronic venous hypertension (idiopathic) without complications of unspecified lower extremity**

Chronic venous hypertension NOS

6th I87.31 **Chronic venous hypertension (idiopathic) with ulcer**

Use additional code to specify site and severity of ulcer (L97.-)

I87.311 **Chronic venous hypertension (idiopathic) with ulcer of right lower extremity** CC HCC CC/MCC Ex0

I87.312 **Chronic venous hypertension (idiopathic) with ulcer of left lower extremity** CC HCC CC/MCC Ex0

I87.313 **Chronic venous hypertension (idiopathic) with ulcer of bilateral lower extremity** CC HCC CC/MCC Ex0

I87.319 **Chronic venous hypertension (idiopathic) with ulcer of unspecified lower extremity** CC HCC CC/MCC Ex0

I87.32 Chronic venous hypertension (idiopathic) with inflammation

I87.321 Chronic venous hypertension (idiopathic) with inflammation of right lower extremity

I87.322 Chronic venous hypertension (idiopathic) with inflammation of left lower extremity

I87.323 Chronic venous hypertension (idiopathic) with inflammation of bilateral lower extremity

I87.329 Chronic venous hypertension (idiopathic) with inflammation of unspecified lower extremity

I87.33 Chronic venous hypertension (idiopathic) with ulcer and inflammation

Use additional code to specify site and severity of ulcer (L97.-)

I87.331 Chronic venous hypertension (idiopathic) with ulcer and inflammation of right lower extremity CC HCC CC/MCC Ex6

I87.332 Chronic venous hypertension (idiopathic) with ulcer and inflammation of left lower extremity CC HCC CC/MCC Ex6

I87.333 Chronic venous hypertension (idiopathic) with ulcer and inflammation of bilateral lower extremity CC HCC CC/MCC Ex6

I87.339 Chronic venous hypertension (idiopathic) with ulcer and inflammation of unspecified lower extremity CC HCC CC/MCC Ex6

I87.39 Chronic venous hypertension (idiopathic) with other complications

I87.391 Chronic venous hypertension (idiopathic) with other complications of right lower extremity

I87.392 Chronic venous hypertension (idiopathic) with other complications of left lower extremity

I87.393 Chronic venous hypertension (idiopathic) with other complications of bilateral lower extremity

I87.399 Chronic venous hypertension (idiopathic) with other complications of unspecified lower extremity

I87.8 Other specified disorders of veins CC/MCC Ex6

Phlebosclerosis

Venofibrosis

I87.9 Disorder of vein, unspecified CC/MCC Ex6

4th I88 **Nonspecific lymphadenitis**

EXCLUDES *acute lymphadenitis, except mesenteric (L04.-)*
enlarged lymph nodes NOS (R59.-)
human immunodeficiency virus [HIV] disease resulting in generalized lymphadenopathy (B20)

I88.0 **Nonspecific mesenteric lymphadenitis**
Mesenteric lymphadenitis (acute)(chronic)

I88.1 **Chronic lymphadenitis, except mesenteric**
Adenitis
Lymphadenitis

I88.8 **Other nonspecific lymphadenitis**

I88.9 **Nonspecific lymphadenitis, unspecified**
Lymphadenitis NOS

4th I89 **Other noninfective disorders of lymphatic vessels and lymph nodes**

EXCLUDES *chylocele, tunica vaginalis (nonfilarial) NOS (N50.89)*
enlarged lymph nodes NOS (R59.-)
filarial chylocele (B74.-)
hereditary lymphedema (Q82.0)

I89.0 **Lymphedema, not elsewhere classified**
AHA: Q1 2024
Elephantiasis (nonfilarial) NOS
Lymphangiectasis
Obliteration, lymphatic vessel
Praecox lymphedema
Secondary lymphedema
EXCLUDES *postmastectomy lymphedema (I97.2)*

I89.1 Lymphangitis

Chronic lymphangitis
Lymphangitis NOS
Subacute lymphangitis
Excludes1 *acute lymphangitis (L03.-)*

I89.8 Other specified noninfective disorders of lymphatic vessels and lymph nodes

Chylocele (nonfilarial)
Chylous ascites
Chylous cyst
Lipomelanotic reticulosis
Lymph node or vessel fistula
Lymph node or vessel infarction
Lymph node or vessel rupture

I89.9 Noninfective disorder of lymphatic vessels and lymph nodes, unspecified

Disease of lymphatic vessels NOS

Other and unspecified disorders of the circulatory system (I95-I99)

4th I95 **Hypotension**

EXCLUDES1 *cardiovascular collapse (R57.9)*

maternal hypotension syndrome (O26.5-)

nonspecific low blood pressure reading NOS (R03.1)

I95.0 **Idiopathic hypotension**

I95.1 **Orthostatic hypotension**

AHA: Q2 2023

Hypotension, postural

EXCLUDES1 *neurogenic orthostatic hypotension [Shy-Drager] (G90.3)*

orthostatic hypotension due to drugs (I95.2)

I95.2 **Hypotension due to drugs**

Orthostatic hypotension due to drugs

Use additional code for adverse effect, if applicable, to identify drug (T36-T50 with fifth or sixth character 5)

I95.3 **Hypotension of hemodialysis**

Intra-dialytic hypotension

5th I95.8 **Other hypotension**

I95.81 **Postprocedural hypotension**

I95.89 **Other hypotension**

Chronic hypotension

I95.9 **Hypotension, unspecified**

I96 **Gangrene, not elsewhere classified** CC HCC CC/MCC Ex0

AHA: Q3 2022, Q3 2018, Q4 2018

Gangrenous cellulitis

EXCLUDES1 *gangrene in atherosclerosis of native arteries of the extremities (I70.26)*

gangrene in hernia (K40.1, K40.4, K41.1, K41.4, K42.1, K43.1-, K44.1, K45.1, K46.1)

gangrene in other peripheral vascular diseases (I73.-)

gangrene of certain specified sites - see Alphabetical Index

gas gangrene (A48.0)

pyoderma gangrenosum (L88)

EXCLUDES2 *gangrene in diabetes mellitus (E08-E13 with .52)*

4th I97 Intraoperative and postprocedural complications and disorders of circulatory system, not elsewhere classified

EXCLUDES2 *postprocedural shock (T81.1-)*

I97.0 Postcardiotomy syndrome CC/MCC Ex0

5th I97.1 Other postprocedural cardiac functional disturbances

EXCLUDES2 *acute pulmonary insufficiency following thoracic surgery (J95.1)*

intraoperative cardiac functional disturbances (I97.7-)

6th I97.11 Postprocedural cardiac insufficiency

I97.110 Postprocedural cardiac insufficiency following cardiac surgery CC CC/MCC Ex0

I97.111 Postprocedural cardiac insufficiency following other surgery CC CC/MCC Ex0

6th I97.12 Postprocedural cardiac arrest

I97.120 Postprocedural cardiac arrest following cardiac surgery CC CC/MCC Ex0

I97.121 Postprocedural cardiac arrest following other surgery CC CC/MCC Ex0

6th I97.13 Postprocedural heart failure

Use additional code to identify the heart failure (I50.-)

I97.130 Postprocedural heart failure following cardiac surgery CC CC/MCC Ex0

I97.131 Postprocedural heart failure following other surgery CC CC/MCC Ex0

6th I97.19 Other postprocedural cardiac functional disturbances

Use additional code, if applicable, to further specify disorder

I97.190 Other postprocedural cardiac functional disturbances following cardiac surgery CC CC/MCC Ex0

AHA: Q2 2019

Use additional code, if applicable, for type 4 or type 5 myocardial infarction, to further specify disorder

I97.191 Other postprocedural cardiac functional disturbances following other surgery CC CC/MCC Ex0

I97.2 Postmastectomy lymphedema syndrome A

Elephantiasis due to mastectomy

Obliteration of lymphatic vessels

I97.3 Postprocedural hypertension CC/MCC Ex0

5th I97.4 Intraoperative hemorrhage and hematoma of a circulatory system organ or structure complicating a procedure

EXCLUDES1 *intraoperative hemorrhage and hematoma of a circulatory system organ or structure due to accidental puncture and laceration during a procedure (I97.5-)*

EXCLUDES2 *intraoperative cerebrovascular hemorrhage complicating a procedure (G97.3-)*

6th I97.41 Intraoperative hemorrhage and hematoma of a circulatory system organ or structure complicating a circulatory system procedure

I97.410 Intraoperative hemorrhage and hematoma of a circulatory system organ or structure complicating a cardiac catheterization CC CC/MCC Ex0

I97.411 Intraoperative hemorrhage and hematoma of a circulatory system organ or structure complicating a cardiac bypass CC CC/MCC Ex0

I97.418 Intraoperative hemorrhage and hematoma of a circulatory system organ or structure complicating other circulatory system procedure CC CC/MCC Ex0

I97.42 Intraoperative hemorrhage and hematoma of a circulatory system organ or structure complicating other procedure CC CC/MCC Ex0

AHA: Q1 2020, Q4 2016

5th I97.5 Accidental puncture and laceration of a circulatory system organ or structure during a procedure

EXCLUDES2 *accidental puncture and laceration of brain during a procedure (G97.4-)*

I97.51 Accidental puncture and laceration of a circulatory system organ or structure during a circulatory system procedure CC CC/MCC Ex0

AHA: Q2 2019

I97.52 Accidental puncture and laceration of a circulatory system organ or structure during other procedure CC CC/MCC Ex0

5th I97.6 Postprocedural hemorrhage, hematoma and seroma of a circulatory system organ or structure following a procedure

EXCLUDES2 *postprocedural cerebrovascular hemorrhage complicating a procedure (G97.5-)*

6th I97.61 Postprocedural hemorrhage of a circulatory system organ or structure following a circulatory system procedure

I97.610 Postprocedural hemorrhage of a circulatory system organ or structure following a cardiac catheterization CC CC/MCC Ex0

I97.611 Postprocedural hemorrhage of a circulatory system organ or structure following cardiac bypass CC CC/MCC Ex0

I97.618 Postprocedural hemorrhage of a circulatory system organ or structure following other circulatory system procedure CC CC/MCC Ex0

6th I97.62 Postprocedural hemorrhage, hematoma and seroma of a circulatory system organ or structure following other procedure

I97.620 Postprocedural hemorrhage of a circulatory system organ or structure following other procedure CC CC/MCC Ex0

I97.621 Postprocedural hematoma of a circulatory system organ or structure following other procedure CC CC/MCC Ex0

I97.622 Postprocedural seroma of a circulatory system organ or structure following other procedure CC CC/MCC Ex0

6th I97.63 Postprocedural hematoma of a circulatory system organ or structure following a circulatory system procedure
I97.630 Postprocedural hematoma of a circulatory system organ or structure following a cardiac catheterization CC CC/MCC Ex0
I97.631 Postprocedural hematoma of a circulatory system organ or structure following cardiac bypass CC CC/MCC Ex0
I97.638 Postprocedural hematoma of a circulatory system organ or structure following other circulatory system procedure CC CC/MCC Ex0
6th I97.64 Postprocedural seroma of a circulatory system organ or structure following a circulatory system procedure
I97.640 Postprocedural seroma of a circulatory system organ or structure following a cardiac catheterization CC CC/MCC Ex0
I97.641 Postprocedural seroma of a circulatory system organ or structure following cardiac bypass CC CC/MCC Ex0
I97.648 Postprocedural seroma of a circulatory system organ or structure following other circulatory system procedure CC CC/MCC Ex0
5th I97.7 Intraoperative cardiac functional disturbances
Excludes2 *acute pulmonary insufficiency following thoracic surgery (J95.1)*
postprocedural cardiac functional disturbances (I97.1-)
6th I97.71 Intraoperative cardiac arrest
I97.710 Intraoperative cardiac arrest during cardiac surgery CC CC/MCC Ex0
I97.711 Intraoperative cardiac arrest during other surgery CC CC/MCC Ex0
6th I97.79 Other intraoperative cardiac functional disturbances
Use additional code, if applicable, to further specify disorder
I97.790 Other intraoperative cardiac functional disturbances during cardiac surgery CC CC/MCC Ex0
I97.791 Other intraoperative cardiac functional disturbances during other surgery CC CC/MCC Ex0
5th I97.8 Other intraoperative and postprocedural complications and disorders of the circulatory system, not elsewhere classified
Use additional code, if applicable, to further specify disorder
6th I97.81 Intraoperative cerebrovascular infarction
I97.810 Intraoperative cerebrovascular infarction during cardiac surgery CC CC/MCC Ex0
I97.811 Intraoperative cerebrovascular infarction during other surgery CC CC/MCC Ex0
6th I97.82 Postprocedural cerebrovascular infarction
I97.820 Postprocedural cerebrovascular infarction following cardiac surgery CC CC/MCC Ex0
I97.821 Postprocedural cerebrovascular infarction following other surgery CC CC/MCC Ex0
I97.88 Other intraoperative complications of the circulatory system, not elsewhere classified CC CC/MCC Ex0
I97.89 Other postprocedural complications and disorders of the circulatory system, not elsewhere classified CC CC/MCC Ex0
AHA: Q2 2025, Q1 2024, Q3 2020, Q2 2019
4th I99 Other and unspecified disorders of circulatory system
I99.8 Other disorder of circulatory system CC/MCC Ex0
AHA: Q4 2020
I99.9 Unspecified disorder of circulatory system CC/MCC Ex0

Chapter 10: Diseases of the Respiratory System (J00-J99)

Chapter-Specific Coding Guidelines

I.C.10. Chapter 10: Diseases of the Respiratory System (J00-J99), U07.0

a. Chronic Obstructive Pulmonary Disease [COPD] and Asthma

1) Acute exacerbation of chronic obstructive bronchitis and asthma

The codes in categories J44 and J45 distinguish between uncomplicated cases and those in acute exacerbation. An acute exacerbation is a worsening or a decompensation of a chronic condition. An acute exacerbation is not equivalent to an infection superimposed on a chronic condition, though an exacerbation may be triggered by an infection.

b. Acute Respiratory Failure

1) Acute respiratory failure as principal diagnosis

A code from subcategory J96.0, Acute respiratory failure, or subcategory J96.2, Acute and chronic respiratory failure, may be assigned as a principal diagnosis when it is the condition established after study to be chiefly responsible for occasioning the admission to the hospital, and the selection is supported by the Alphabetic Index and Tabular List. However, chapter- specific coding guidelines (such as obstetrics, poisoning, HIV, newborn) that provide sequencing direction take precedence.

2) Acute respiratory failure as secondary diagnosis

Respiratory failure may be listed as a secondary diagnosis if it occurs after admission, or if it is present on admission, but does not meet the definition of principal diagnosis.

3) Sequencing of acute respiratory failure and another acute condition

When a patient is admitted with respiratory failure and another acute condition, (e.g., myocardial infarction, cerebrovascular accident, aspiration pneumonia), the principal diagnosis will not be the same in every situation. This applies whether the other acute condition is a respiratory or nonrespiratory condition.

Selection of the principal diagnosis will be dependent on the circumstances of admission. If both the respiratory failure and the other acute condition are equally responsible for occasioning the admission to the hospital, and there are no chapter-specific sequencing rules, the guideline regarding two or more diagnoses that equally meet the definition for principal diagnosis (*Section II, C.*) may be applied in these situations.

If the documentation is not clear as to whether acute respiratory failure and another condition are equally responsible for occasioning the admission, query the provider for clarification.

c. Influenza due to certain identified influenza viruses

Code only confirmed cases of influenza due to certain identified influenza viruses (category J09), and due to other identified influenza virus (category J10). This is an exception to the hospital inpatient guideline Section II, H. (Uncertain Diagnosis).

In this context, "confirmation" does not require documentation of positive laboratory testing specific for avian or other novel influenza A or other identified influenza virus. However, coding should be based on the provider's diagnostic statement that the patient has avian influenza, or other novel influenza A, for category J09, or has another particular identified strain of influenza, such as H1N1 or H3N2, but not identified as novel or variant, for category J10.

If the provider records "suspected" or "possible" or "probable" avian influenza, or novel influenza, or other identified influenza, then the appropriate influenza code from category J11, Influenza due to unidentified influenza virus, should be assigned. A code from category J09, Influenza due to certain identified influenza viruses, should not be assigned nor should a code from category J10, Influenza due to other identified influenza virus.

d. Ventilator associated Pneumonia

1) Documentation of Ventilator associated Pneumonia

As with all procedural or postprocedural complications, code assignment is based on the provider's documentation of the relationship between the condition and the procedure.

Code J95.851, Ventilator associated pneumonia, should be assigned only when the provider has documented ventilator associated pneumonia (VAP). An additional code to identify the organism (e.g., Pseudomonas aeruginosa, code B96.5) should also be assigned. Do not assign an additional code from categories J12-J18 to identify the type of pneumonia.

Code J95.851 should not be assigned for cases where the patient has pneumonia and is on a mechanical ventilator and the provider has not specifically stated that the pneumonia is ventilator-associated pneumonia. If the documentation is unclear as to whether the patient has a pneumonia that is a complication attributable to the mechanical ventilator, query the provider.

2) Ventilator associated Pneumonia Develops after Admission

A patient may be admitted with one type of pneumonia (e.g., code J13, Pneumonia due to Streptococcus pneumonia) and subsequently develop VAP. In this instance, the principal diagnosis would be the appropriate code from categories J12-J18 for the pneumonia diagnosed at the time of admission. Code J95.851, Ventilator associated pneumonia, would be assigned as an additional diagnosis when the provider has also documented the presence of ventilator associated pneumonia.

e. Vaping-related disorders

For patients presenting with condition(s) related to vaping, assign code U07.0, Vaping-related disorder, as the principal diagnosis. For lung injury due to vaping, assign only code U07.0. Assign additional codes for other manifestations, such as acute respiratory failure (subcategory J96.0-) or pneumonitis (code J68.0).

Associated respiratory signs and symptoms due to vaping, such as cough, shortness of breath, etc., are not coded separately, when a definitive diagnosis has been established. However, it would be appropriate to code separately any gastrointestinal symptoms, such as diarrhea and abdominal pain.

See Section I.C.1.g.1.c.i. for Pneumonia confirmed as due to COVID-19

Anatomy of the Respiratory System

Introduction

The respiratory system, or respiratory tract, is responsible for the exchange of oxygen and carbon dioxide between the air we breathe and blood. It can be divided into the upper respiratory tract and the lower respiratory tract. The upper respiratory tract consists of the nose, nasal cavity, sinuses, larynx, and trachea, and the lower respiratory tract consisting of the bronchi and the lungs.

1. An Outline of the Respiratory System

a) The human respiratory system (Figure 10.a) is based on the following organs:
   i) nose
   ii) pharynx
   iii) larynx
   iv) trachea
   v) bronchi
   vi) lungs

b) The process of respiration involves the exchange of oxygen and carbon dioxide between the atmosphere, blood and cells.

2. The Anatomy of the Nose

a) The nostrils or external nares are openings into the external nose.
b) The internal nares serve to connect the internal nose with the throat or pharynx.
c) The nasal septum divides the nose into the right and left nasal cavities.
d) The internal nose contains three turbinate bones (superior, middle and inferior meatus).
e) The olfactory receptors are located in the superior meatus.

3. The Anatomy of the Pharynx

a) The pharynx is a resonating chamber for speech sounds and also provides a passage to both air and food.
b) The nasopharynx, oropharynx and laryngopharynx are the parts of the pharynx.
c) The nasopharynx surrounds the pharyngeal tonsils. It contains two internal nares and the openings of the eustachian tubes.
d) The oropharynx surrounds the palatine and lingual tonsils and its opening (or fauces) provides connection to the mouth.
e) The laryngopharynx gets connected with the larynx on anterior aspect and the esophagus posteriorly.

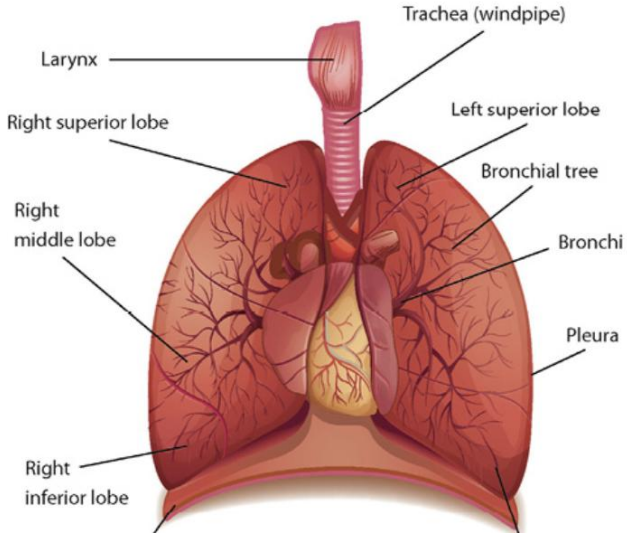

Figure 10.a Respiratory System Anatomy

4. The Anatomy of the Larynx

a) The larynx is also known as the voice box.
b) The skeleton of the larynx is made up of nine cartilages. Three of them are single (thyroid, cricoid, and epiglottis) and the remaining three (arytenoid, corniculate, and cuneiform) are paired cartilages.
c) The thyroid cartilage is also known as the Adam's apple. It is the largest single cartilage of the laryngeal skeleton.
d) The cricoid cartilage connects with the first tracheal ring and is made up of a single ring of cartilage.
e) The epiglottis is a large and single leaf-shaped flap of elastic cartilage. It is lined with the mucous membrane and remains attached to the entrance of larynx. It pulls down over the glottis during the process of swallowing to obstruct the entrance of the fluids and food in the trachea.
f) The arytenoid cartilages are formed by a pair of three ladle-shaped pyramids that remain attached to the laryngeal muscles and the vocal cords.
g) The corniculate cartilages are based on two cone-shaped nodules of yellow elastic cartilage.
h) The cuneiform cartilages are also known as the cartilages of Wrisberg. They are based on two rod-shaped pieces of yellow elastic cartilage.
i) The mucous membrane of the larynx is divided into two pairs of folds. The vestibular folds (or false vocal cords) constitute the upper pair, while the vocal folds (or true vocal cords) form the lower pair of fold.
j) The opening over the true vocal cords is known as the glottis.

5. The Anatomy of the Trachea

a) The trachea is also known as the windpipe and located anteriorly to the esophagus.
b) It begins at the larynx and gets divided into primary bronchi at the level of T4/T5 vertebrae.
c) The trachea is lined by the respiratory epithelium and consists of a series of incomplete C-shaped cartilaginous rings.

6. The Anatomy of the Bronchial Tree

a) The bronchial tree is based on right and left primary bronchi, secondary and tertiary bronchi, and the bronchioles.
b) The right and left primary bronchi emanate from the trachea and merge with the right and left lungs.
c) The primary bronchi further get branched into the secondary (or lobar) bronchi that penetrate into the lobes of the lungs.
d) The secondary bronchi further get divided into the tertiary or segmental bronchi that penetrate into the segments of the lobes of the lungs.
e) The bronchioles are the branches that emanate from the tertiary bronchi.

7. The Anatomy of the Lungs

a) The lungs are the human organs of respiration.
b) The right and left lungs are based on multiple lobes. The right lung contains three lobes, while the left lung is based on two lobes.
c) The lungs are protected by the pleural membrane. The pleural membrane is further made up of two layers of serous membranes. The outer layer is known as the parietal pleura, while the inner layer is termed as the visceral pleura.
d) The bronchopulmonary segment is a segment of lung tissue that is supplied by each of the tertiary bronchi. It is divided into multiple lobules that remain covered with the elastic connective tissue.
e) A terminal bronchiole exists at the end of the conducting zone of the respiratory system.
f) The microscopic respiratory bronchioles are the subdivisions of the terminal bronchioles. The atria or the alveolar ducts emanate from these respiratory bronchioles.
g) The alveoli and alveolar sacs lie around the circumference of the alveolar ducts.
h) The alveolar sac is made up of two or more alveoli with a common opening.
i) The respiratory (or the alveolar capillary) membrane is a membrane that provides a medium for the movement of respiratory gases.

8. The Process of Respiration

a) The respiration in humans is based on the following stages:
    i) Ventilation is also known as the breathing, which involves the movement of the ambient air into the alveoli of the lungs.
    ii) The process of pulmonary gas exchange is based on the exchange of respiratory gases between the alveoli and the pulmonary capillaries.
    iii) The gas process involves the transport of respiratory gases from the pulmonary capillaries to the peripheral capillaries in the organs via circulation.
    iv) Peripheral gas exchange is the process of exchange of respiratory gases between the tissue capillaries and the cells and mitochondria.
b) Nasal breathing is the process of respiration that involves the inhalation and exhalation of the respiratory gases through the nose.

Common Pathologies

Sinusitis (Figure 10.b)
Inflammation of mucous membrane lining that lines the paranasal sinuses. This inflammation dries out the sinuses and can also cause dizziness and difficulty breathing. Using a humidifier can alleviate symptoms

Epiglottitis
Inflammation of the epiglottis caused by H. Influenzae type B; characterized by fever and a severe sore throat and difficulty in swallowing.

Laryngitis
Inflammation of the larynx and vocal cords resulting in hoarseness of the voice (Dysphonia), and difficulty in swallowing (Dysphagia).

Pharyngitis
Inflammation of the pharynx, usually causing a sore throat. Acute Pharyngitis is a sudden, severe inflammation of the pharynx. Chronic Pharyngitis is a persistent throat inflammation that may be associated with the lymphoid granules in the pharyngeal mucosa.

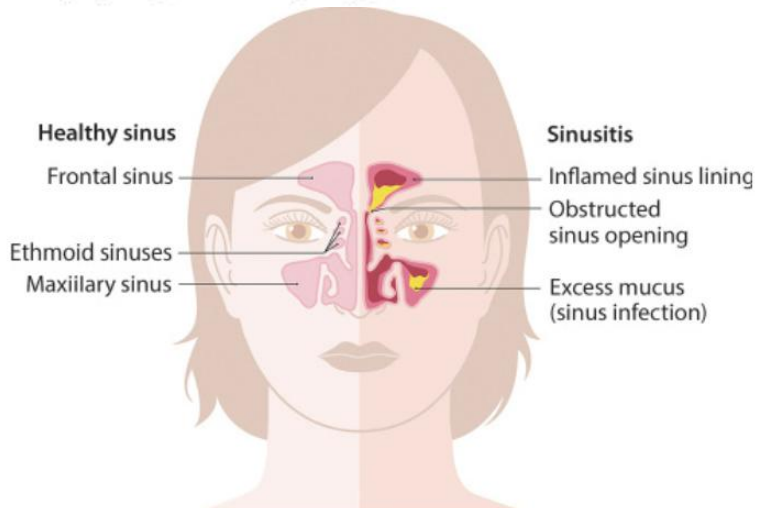

Figure 10.b Sinusitis

Acute Bronchitis
Inflammation of the mucous membrane lining the bronchus, involves the trachea resulting in tracheobronchitis, chest tightness, fever, and a cough that progresses from nonproductive to productive.

Chronic Bronchitis
Inflammation of the bronchial mucous membrane characterized by cough, hyper-secretion of mucus, and expectoration of sputum over a long period of time and associated with increased vulnerability to bronchial infection.

Influenza
Influenza is a highly infectious respiratory disease. The disease is caused by certain strains of the influenza virus.

Pneumonia (Figure 10.c)
Pneumonia is an infection of the lung that can be caused by nearly any class of organism known to cause human infections. These include bacteria, amoebae, viruses, fungi, and parasites.

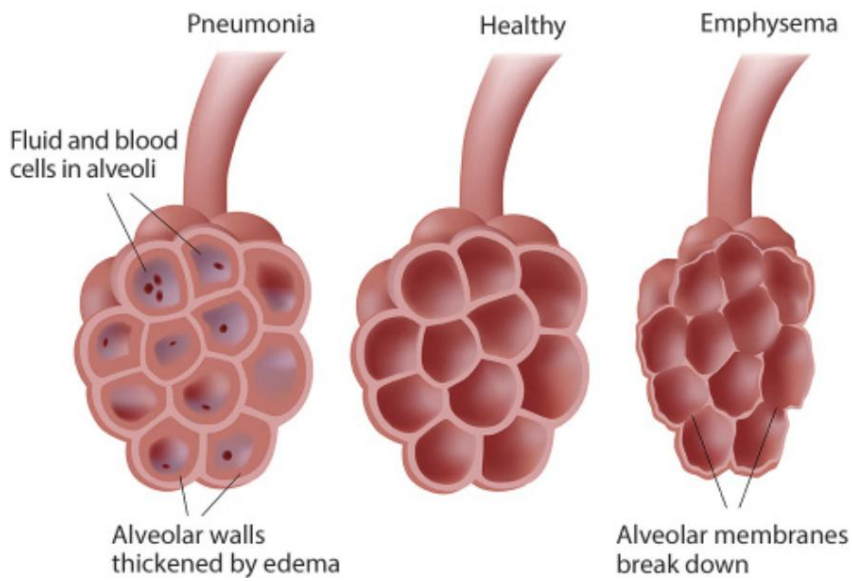

Figure 10.c Healthy Lung Alveoli and Alveoli with Pneumonia or Emphysema

Pulmonary Abscess

Lung abscess that is a collection of infectious material contained within a capsule in the lung, which results in coughing of bloody or foul-smelling sputum (breath foul-smelling). The most important preventative measure to avoid pulmonary abscess is to prevent aspiration.

Pulmonary Tuberculosis (TB)

Pulmonary tuberculosis is an infection (inflammation) caused by mycobacterium tuberculosis. Pathologic changes depend on the type of infection or "exposure" which are: Primary pulmonary TB (Primary Exposure), Secondary pulmonary TB (Reactivation) and Progressive pulmonary TB.

Asthma

Asthma (Figure 10.d) is a common chronic inflammatory disease of the airways characterized by variable and recurring symptoms, reversible airflow obstruction, and bronchospasm. Common symptoms include wheezing, coughing, chest tightness, and shortness of breath.

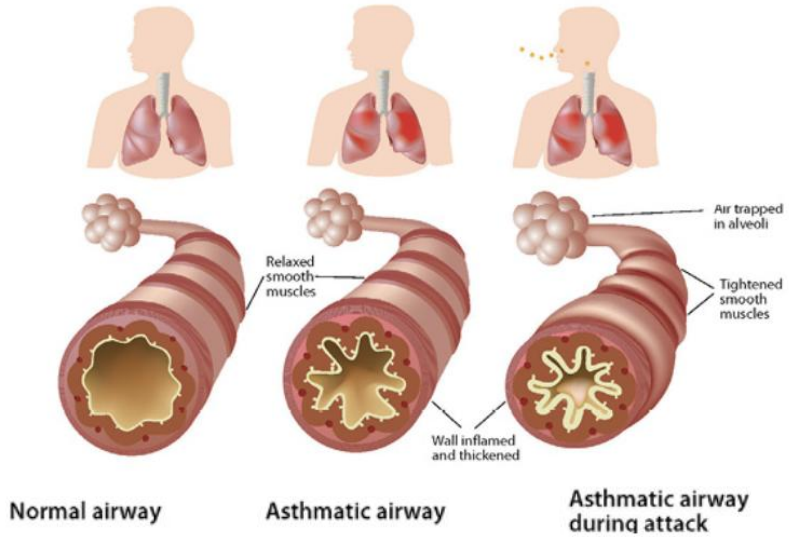

Figure 10.d Normal Airway and Asthmatic Airway

Cystic Fibrosis

Cystic Fibrosis (Figure 10.e) is an autosomal recessive genetic disorder that affects most critically the lungs, and also the pancreas, liver, and intestine. It is characterized by abnormal transport of chloride and sodium across an epithelium, leading to thick, viscous secretions.

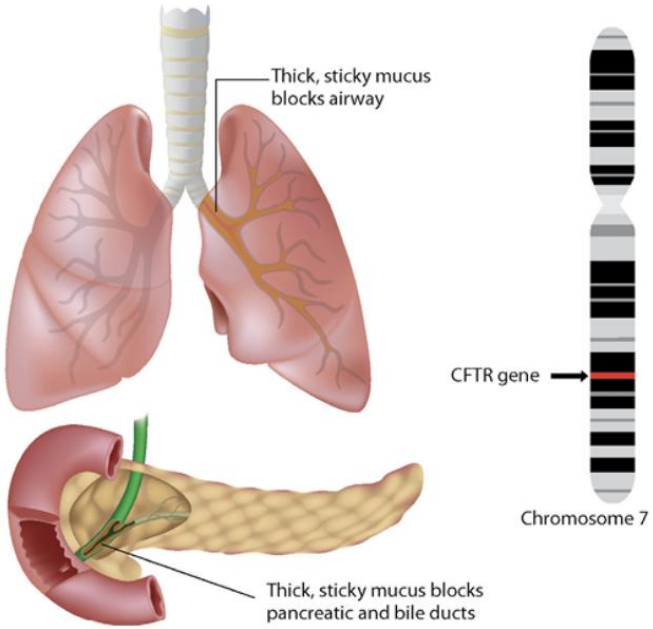

Figure 10.e Cystic Fibrosis

Chronic Obstructive Pulmonary Disease (COPD)

Chronic obstructive pulmonary disease (COPD) is a lung disease characterized by chronic obstruction of lung airflow that interferes with normal breathing and is not fully reversible. The more familiar terms 'chronic bronchitis' and 'emphysema' are no longer used, but are now included within the COPD diagnosis.

Emphysema (Figure 10.c)

Emphysema is a chronic lung disease caused by damage to the alveoli, the tiny air sacs in the lung where exchange of oxygen and carbon dioxide takes place. With emphysema, damage to the alveoli results in air becoming trapped, causing them to expand and rupture.

Bronchiectasis

Bronchiectasis is a disease state defined by localized, irreversible dilation of part of the bronchial tree caused by destruction of the muscle and elastic tissue. It is classified as an obstructive lung disease, along with emphysema, bronchitis, asthma, and cystic fibrosis.

Diseases of the respiratory system (J00-J99)

NOTES When a respiratory condition is described as occurring in more than one site and is not specifically indexed, it should be classified to the lower anatomic site (e.g. tracheobronchitis to bronchitis in J40).

Use additional code, where applicable, to identify:

exposure to environmental tobacco smoke (Z77.22)

exposure to tobacco smoke in the perinatal period (P96.81)

history of tobacco dependence (Z87.891)

occupational exposure to environmental tobacco smoke (Z57.31)

tobacco dependence (F17.-)

tobacco use (Z72.0)

Excludes *certain conditions originating in the perinatal period (P04-P96)*

certain infectious and parasitic diseases (A00-B99)

complications of pregnancy, childbirth and the puerperium (O00-O9A)

congenital malformations, deformations and chromosomal abnormalities (Q00-Q99)

endocrine, nutritional and metabolic diseases (E00-E88)

injury, poisoning and certain other consequences of external causes (S00-T88)

neoplasms (C00-D49)

smoke inhalation (T59.81-)

symptoms, signs and abnormal clinical and laboratory findings, not elsewhere classified (R00-R94)

This chapter contains the following blocks:

J00-J06	Acute upper respiratory infections
J09-J18	Influenza and pneumonia
J20-J22	Other acute lower respiratory infections
J30-J39	Other diseases of upper respiratory tract
J40-J4A	Chronic lower respiratory diseases
J60-J70	Lung diseases due to external agents
J80-J84	Other respiratory diseases principally affecting the interstitium
J85-J86	Suppurative and necrotic conditions of the lower respiratory tract
J90-J94	Other diseases of the pleura
J95	Intraoperative and postprocedural complications and disorders of respiratory system, not elsewhere classified
J96-J99	Other diseases of the respiratory system

Acute upper respiratory infections (J00-J06)

EXCLUDES1 *chronic obstructive pulmonary disease with acute lower respiratory infection (J44.0)*

J00 **Acute nasopharyngitis [common cold]**

AHA: Q4 2020

Acute rhinitis

Coryza (acute)

Infective nasopharyngitis NOS

Infective rhinitis

Nasal catarrh, acute

Nasopharyngitis NOS

EXCLUDES1 *acute pharyngitis (J02.-)*

acute sore throat NOS (J02.9)

influenza virus with other respiratory manifestations (J09.X2, J10.1, J11.1)

pharyngitis NOS (J02.9)

rhinitis NOS (J31.0)

sore throat NOS (J02.9)

EXCLUDES2 *allergic rhinitis (J30.1-J30.9)*

chronic pharyngitis (J31.2)

chronic rhinitis (J31.0)

chronic sore throat (J31.2)

nasopharyngitis, chronic (J31.1)

vasomotor rhinitis (J30.0)

4th J01 **Acute sinusitis**

INCLUDES *acute abscess of sinus*

acute empyema of sinus

acute infection of sinus

acute inflammation of sinus

acute suppuration of sinus

Use additional code (B95-B97) to identify infectious agent.

EXCLUDES1 *sinusitis NOS (J32.9)*

EXCLUDES2 *chronic sinusitis (J32.0-J32.8)*

- J01.0 Acute maxillary sinusitis
  - Acute antritis
  - J01.00 Acute maxillary sinusitis, unspecified
  - J01.01 Acute recurrent maxillary sinusitis
- J01.1 Acute frontal sinusitis
  - J01.10 Acute frontal sinusitis, unspecified
  - J01.11 Acute recurrent frontal sinusitis
- J01.2 Acute ethmoidal sinusitis
  - J01.20 Acute ethmoidal sinusitis, unspecified
  - J01.21 Acute recurrent ethmoidal sinusitis
- J01.3 Acute sphenoidal sinusitis
  - J01.30 Acute sphenoidal sinusitis, unspecified
  - J01.31 Acute recurrent sphenoidal sinusitis
- J01.4 Acute pansinusitis
  - J01.40 Acute pansinusitis, unspecified
  - J01.41 Acute recurrent pansinusitis
- J01.8 Other acute sinusitis
  - J01.80 Other acute sinusitis
    - Acute sinusitis involving more than one sinus but not pansinusitis
  - J01.81 Other acute recurrent sinusitis
    - Acute recurrent sinusitis involving more than one sinus but not pansinusitis
- J01.9 Acute sinusitis, unspecified
  - J01.90 Acute sinusitis, unspecified
  - J01.91 Acute recurrent sinusitis, unspecified

4th J02 **Acute pharyngitis**

INCLUDES *acute sore throat*

EXCLUDES1 *acute laryngopharyngitis (J06.0)*
peritonsillar abscess (J36)
pharyngeal abscess (J39.1)
retropharyngeal abscess (J39.0)

EXCLUDES2 *chronic pharyngitis (J31.2)*

J02.0 **Streptococcal pharyngitis** CC/MCC Ex0

Septic pharyngitis
Streptococcal sore throat

EXCLUDES2 *scarlet fever (A38.-)*

J02.8 **Acute pharyngitis due to other specified organisms**

Use additional code (B95-B97) to identify infectious agent

EXCLUDES1 *acute pharyngitis due to coxsackie virus (B08.5)*
acute pharyngitis due to gonococcus (A54.5)
acute pharyngitis due to herpes [simplex] virus (B00.2)
acute pharyngitis due to infectious mononucleosis (B27.-)
enteroviral vesicular pharyngitis (B08.5)

J02.9 **Acute pharyngitis, unspecified**

Gangrenous pharyngitis (acute)
Infective pharyngitis (acute) NOS
Pharyngitis (acute) NOS
Sore throat (acute) NOS
Suppurative pharyngitis (acute)
Ulcerative pharyngitis (acute)

EXCLUDES1 *influenza virus with other respiratory manifestations (J09.X2, J10.1, J11.1)*

4th J03 Acute tonsillitis

EXCLUDES *acute sore throat (J02.-)*
hypertrophy of tonsils (J35.1)
peritonsillar abscess (J36)
sore throat NOS (J02.9)
streptococcal sore throat (J02.0)

EXCLUDES *chronic tonsillitis (J35.0)*

5th J03.0 Streptococcal tonsillitis

J03.00 Acute streptococcal tonsillitis, unspecified CC/MCC Ex0

J03.01 Acute recurrent streptococcal tonsillitis CC/MCC Ex0

5th J03.8 Acute tonsillitis due to other specified organisms

Use additional code (B95-B97) to identify infectious agent.

EXCLUDES *diphtheritic tonsillitis (A36.0)*
herpesviral pharyngotonsillitis (B00.2)
streptococcal tonsillitis (J03.0)
tuberculous tonsillitis (A15.8)
Vincent's tonsillitis (A69.1)

J03.80 Acute tonsillitis due to other specified organisms

J03.81 Acute recurrent tonsillitis due to other specified organisms

5th J03.9 Acute tonsillitis, unspecified

Follicular tonsillitis (acute)
Gangrenous tonsillitis (acute)
Infective tonsillitis (acute)
Tonsillitis (acute) NOS
Ulcerative tonsillitis (acute)

EXCLUDES *influenza virus with other respiratory manifestations (J09.X2, J10.1, J11.1)*

J03.90 Acute tonsillitis, unspecified

J03.91 Acute recurrent tonsillitis, unspecified

4th J04 **Acute laryngitis and tracheitis**

Code also influenza, if present, such as:

influenza due to identified novel influenza A virus with other respiratory manifestations (J09.X2)

influenza due to other identified influenza virus with other respiratory manifestations (J10.1)

influenza due to unidentified influenza virus with other respiratory manifestations (J11.1)

Use additional code (B95-B97) to identify infectious agent.

EXCLUDES1 *acute obstructive laryngitis [croup] and epiglottitis (J05.-)*

EXCLUDES2 *laryngismus (stridulus) (J38.5)*

J04.0 **Acute laryngitis** CC/MCC Ex0

Edematous laryngitis (acute)

Laryngitis (acute) NOS

Subglottic laryngitis (acute)

Suppurative laryngitis (acute)

Ulcerative laryngitis (acute)

EXCLUDES1 *acute obstructive laryngitis (J05.0)*

EXCLUDES2 *chronic laryngitis (J37.0)*

5th J04.1 **Acute tracheitis**

Acute viral tracheitis

Catarrhal tracheitis (acute)

Tracheitis (acute) NOS

EXCLUDES2 *chronic tracheitis (J42)*

J04.10 **Acute tracheitis without obstruction** CC/MCC Ex0

J04.11 **Acute tracheitis with obstruction** MCC CC/MCC Ex0

J04.2 **Acute laryngotracheitis** CC/MCC Ex0

Laryngotracheitis NOS

Tracheitis (acute) with laryngitis (acute)

EXCLUDES1 *acute obstructive laryngotracheitis (J05.0)*

EXCLUDES2 *chronic laryngotracheitis (J37.1)*

5th J04.3 **Supraglottitis, unspecified**

J04.30 **Supraglottitis, unspecified, without obstruction**

J04.31 **Supraglottitis, unspecified, with obstruction** MCC CC/MCC Ex0

4th J05 **Acute obstructive laryngitis [croup] and epiglottitis**

Code also, influenza, if present, such as:

influenza due to identified novel influenza A virus with other respiratory manifestations (J09.X2)

influenza due to other identified influenza virus with other respiratory manifestations (J10.1)

influenza due to unidentified influenza virus with other respiratory manifestations (J11.1)

Use additional code (B95-B97) to identify infectious agent.

J05.0 **Acute obstructive laryngitis [croup]**

Obstructive laryngitis (acute) NOS

Obstructive laryngotracheitis NOS

5th J05.1 **Acute epiglottitis**

EXCLUDES *epiglottitis, chronic (J37.0)*

J05.10 **Acute epiglottitis without obstruction** CC CC/MCC Ex0

Epiglottitis NOS

J05.11 **Acute epiglottitis with obstruction** MCC CC/MCC Ex0

4th J06 **Acute upper respiratory infections of multiple and unspecified sites**

EXCLUDES *acute respiratory infection NOS (J22)*

influenza virus with other respiratory manifestations (J09.X2, J10.1, J11.1)

streptococcal pharyngitis (J02.0)

J06.0 **Acute laryngopharyngitis**

J06.9 **Acute upper respiratory infection, unspecified**

AHA: Q1 2020

Upper respiratory disease, acute

Upper respiratory infection NOS

Use additional code (B95-B97) to identify infectious agent, if known, such as:

respiratory syncytial virus (RSV) (B97.4)

Influenza and pneumonia (J09-J18)

Use additional code, if applicable, to identify resistance to antimicrobial drugs (Z16.-)

EXCLUDES *allergic or eosinophilic pneumonia (J82)*
aspiration pneumonia NOS (J69.0)
meconium pneumonia (P24.01)
neonatal aspiration pneumonia (P24.-)
pneumonia due to solids and liquids (J69.-)
congenital pneumonia (P23.9)
lipid pneumonia (J69.1)
rheumatic pneumonia (I00)
ventilator associated pneumonia (J95.851)

4th J09 **Influenza due to certain identified influenza viruses**

See Official Guidelines, "Influenza due to certain identified influenza viruses" I.C.10.c

EXCLUDES *influenza A/H1N1 (J10.-)*
influenza due to other identified influenza virus (J10.-)
influenza due to unidentified influenza virus (J11.-)
seasonal influenza due to other identified influenza virus (J10.-)
seasonal influenza due to unidentified influenza virus (J11.-)

5th J09.X **Influenza due to identified novel influenza A virus**

Avian influenza
Bird influenza
Influenza A/H5N1
Influenza of other animal origin, not bird or swine
Swine influenza virus (viruses that normally cause infections in pigs)

J09.X1 **Influenza due to identified novel influenza A virus with pneumonia** MDC CC/MCC EXC

Code also, if applicable, associated:
lung abscess (J85.1)
other specified type of pneumonia

J09.X2 **Influenza due to identified novel influenza A virus with other respiratory manifestations** CC/MCC Ex6

Influenza due to identified novel influenza A virus NOS

Influenza due to identified novel influenza A virus with laryngitis

Influenza due to identified novel influenza A virus with pharyngitis

Influenza due to identified novel influenza A virus with upper respiratory symptoms

Use additional code, if applicable, for associated:

pleural effusion (J91.8)

sinusitis (J01.-)

J09.X3 **Influenza due to identified novel influenza A virus with gastrointestinal manifestations** CC/MCC Ex6

Influenza due to identified novel influenza A virus gastroenteritis

EXCLUDES *'intestinal flu' [viral gastroenteritis] (A08.-)*

J09.X9 **Influenza due to identified novel influenza A virus with other manifestations** CC/MCC Ex6

Influenza due to identified novel influenza A virus with encephalopathy

Influenza due to identified novel influenza A virus with myocarditis

Influenza due to identified novel influenza A virus with otitis media

Use additional code to identify manifestation

4th J10 **Influenza due to other identified influenza virus**

See Official Guidelines, "Influenza due to certain identified influenza viruses" I.C.10.c

INCLUDES *influenza A (non-novel)*

influenza B

influenza C

EXCLUDES *influenza due to avian influenza virus (J09.X-)*

influenza due to swine flu (J09.X-)

influenza due to unidentified influenza virus (J11.-)

5th J10.0 **Influenza due to other identified influenza virus with pneumonia**

Code also associated lung abscess, if applicable (J85.1)

J10.00 **Influenza due to other identified influenza virus with unspecified type of pneumonia** MCC CC/MCC Ex6

J10.01 **Influenza due to other identified influenza virus with the same other identified influenza virus pneumonia** MCC CC/MCC Ex6

J10.08 **Influenza due to other identified influenza virus with other specified pneumonia** MCC CC/MCC Ex6

Code also other specified type of pneumonia

J10.1 **Influenza due to other identified influenza virus with other respiratory manifestations** CC/MCC Ex0

AHA: Q3 2016

Influenza due to other identified influenza virus NOS

Influenza due to other identified influenza virus with laryngitis

Influenza due to other identified influenza virus with pharyngitis

Influenza due to other identified influenza virus with upper respiratory symptoms

Use additional code for associated pleural effusion, if applicable (J91.8)

Use additional code for associated sinusitis, if applicable (J01.-)

J10.2 **Influenza due to other identified influenza virus with gastrointestinal manifestations** CC/MCC Ex0

Influenza due to other identified influenza virus gastroenteritis

EXCLUDES1 *'intestinal flu' [viral gastroenteritis] (A08.-)*

5th J10.8 **Influenza due to other identified influenza virus with other manifestations**

J10.81 **Influenza due to other identified influenza virus with encephalopathy** CC/MCC Ex0

J10.82 **Influenza due to other identified influenza virus with myocarditis** CC/MCC Ex0

J10.83 **Influenza due to other identified influenza virus with otitis media** CC/MCC Ex0

Use additional code for any associated perforated tympanic membrane (H72.-)

J10.89 **Influenza due to other identified influenza virus with other manifestations** CC/MCC Ex0

Use additional codes to identify the manifestations

4th J11 **Influenza due to unidentified influenza virus**

See Official Guidelines, "Influenza due to certain identified influenza viruses" I.C.10.c

5th J11.0 **Influenza due to unidentified influenza virus with pneumonia**

Code also associated lung abscess, if applicable (J85.1)

J11.00 **Influenza due to unidentified influenza virus with unspecified type of pneumonia** MCC CC/MCC Ex0

AHA: Q3 2016

Influenza with pneumonia NOS

J11.08 **Influenza due to unidentified influenza virus with specified pneumonia** MCC CC/MCC Ex0

Code also other specified type of pneumonia

J11.1 **Influenza due to unidentified influenza virus with other respiratory manifestations** CC/MCC Ex0

Influenza NOS

Influenzal laryngitis NOS

Influenzal pharyngitis NOS

Influenza with upper respiratory symptoms NOS

Use additional code for associated pleural effusion, if applicable (J91.8)

Use additional code for associated sinusitis, if applicable (J01.-)

J11.2 **Influenza due to unidentified influenza virus with gastrointestinal manifestations** CC/MCC Ex0

Influenza gastroenteritis NOS

EXCLUDES *'intestinal flu' [viral gastroenteritis] (A08.-)*

5th J11.8 **Influenza due to unidentified influenza virus with other manifestations**

J11.81 **Influenza due to unidentified influenza virus with encephalopathy** CC/MCC Ex0

Influenzal encephalopathy NOS

J11.82 **Influenza due to unidentified influenza virus with myocarditis** CC/MCC Ex0

Influenzal myocarditis NOS

J11.83 **Influenza due to unidentified influenza virus with otitis media** CC/MCC Ex0

Influenzal otitis media NOS

Use additional code for any associated perforated tympanic membrane (H72.-)

J11.89 **Influenza due to unidentified influenza virus with other manifestations** CC/MCC Ex0

Use additional codes to identify the manifestations

4th J12 **Viral pneumonia, not elsewhere classified**

See Official Guidelines, "Ventilator Associated Pneumonia" I.C.10.d

INCLUDES *bronchopneumonia due to viruses other than influenza viruses*

Code first associated influenza, if applicable (J09.X1, J10.0-, J11.0-)

Code also associated abscess, if applicable (J85.1)

EXCLUDES *aspiration pneumonia due to anesthesia during labor and delivery (O74.0)*

aspiration pneumonia due to anesthesia during pregnancy (O29)

aspiration pneumonia due to anesthesia during puerperium (O89.0)

aspiration pneumonia due to solids and liquids (J69.-)

aspiration pneumonia NOS (J69.0)

congenital pneumonia (P23.0)

congenital rubella pneumonitis (P35.0)

interstitial pneumonia NOS (J84.9)

lipid pneumonia (J69.1)

neonatal aspiration pneumonia (P24.-)

J12.0 Adenoviral pneumonia MCC CC/MCC Ex0

J12.1 Respiratory syncytial virus pneumonia MCC CC/MCC Ex0

RSV pneumonia

J12.2 Parainfluenza virus pneumonia MCC CC/MCC Ex0

J12.3 Human metapneumovirus pneumonia MCC CC/MCC Ex0

5th J12.8 Other viral pneumonia

J12.81 Pneumonia due to SARS-associated coronavirus MCC CC/MCC Ex0

Severe acute respiratory syndrome NOS

J12.82 Pneumonia due to coronavirus disease 2019 MCC PDx/R

See Official Guidelines, "Acute respiratory manifestations of COVID-19 - Pneumonia" I.C.1.g.1.c.i

AHA: Q1 2021

Pneumonia due to 2019 novel coronavirus (SARS-CoV-2)

Pneumonia due to COVID-19

Code first COVID-19 (U07.1)

J12.89 Other viral pneumonia MCC CC/MCC Ex0

AHA: Q1 2021, Q1 2020, Q2 2020, Q4 2020

J12.9 Viral pneumonia, unspecified MCC CC/MCC Ex0

J13 Pneumonia due to Streptococcus pneumoniae MCC CC/MCC Ex0

See Official Guidelines, "Ventilator Associated Pneumonia" I.C.10.d

AHA: Q3 2018

Bronchopneumonia due to S. pneumoniae

Code first, if applicable, associated influenza (J09.X1, J10.0-, J11.0-)

Code also, if applicable, any associated condition such as:

abscess (J85.1)

aspiration pneumonia (J69.-)

EXCLUDES *congenital pneumonia due to S. pneumoniae (P23.6)*

lobar pneumonia, unspecified organism (J18.1)

pneumonia due to other streptococci (J15.3-J15.4)

J14 **Pneumonia due to Hemophilus influenzae** MCC CC/MCC Exc

See Official Guidelines, "Ventilator Associated Pneumonia" I.C.10.d

Bronchopneumonia due to H. influenzae

Code first, if applicable, associated influenza (J09.X1, J10.0-, J11.0-)

Code also, if applicable, any associated condition such as:

abscess (J85.1)

aspiration pneumonia (J69.-)

EXCLUDES1 *congenital pneumonia due to H. influenzae (P23.6)*

4th J15 **Bacterial pneumonia, not elsewhere classified**

See Official Guidelines, "Ventilator Associated Pneumonia" I.C.10.d

INCLUDES *bronchopneumonia due to bacteria other than S. pneumoniae and H. influenzae*

Code first, if applicable, associated influenza (J09.X1, J10.0-, J11.0-)

Code also, if applicable, any associated condition such as:

abscess (J85.1)

aspiration pneumonia (J69.-)

EXCLUDES1 *chlamydial pneumonia (J16.0)*

congenital pneumonia (P23.-)

Legionnaires' disease (A48.1)

spirochetal pneumonia (A69.8)

J15.0 **Pneumonia due to Klebsiella pneumoniae** HCC MCC CC/MCC Exc

J15.1 **Pneumonia due to Pseudomonas** HCC MCC CC/MCC Exc

5th J15.2 **Pneumonia due to staphylococcus**

J15.20 **Pneumonia due to staphylococcus, unspecified** HCC MCC CC/MCC Exc

6th J15.21 **Pneumonia due to staphylococcus aureus**

J15.211 **Pneumonia due to Methicillin susceptible Staphylococcus aureus** HCC MCC CC/MCC Exc

MSSA pneumonia

Pneumonia due to Staphylococcus aureus NOS

J15.212 **Pneumonia due to Methicillin resistant Staphylococcus aureus** HCC MCC CC/MCC Exc

See Official Guidelines, "Combination codes for MRSA infection" I.C.1.e.1.a

J15.29 **Pneumonia due to other staphylococcus** HCC MCC CC/MCC Exc

J15.3 **Pneumonia due to streptococcus, group B** MCC CC/MCC Exc

J15.4 **Pneumonia due to other streptococci** MCC CC/MCC Exc

EXCLUDES1 *pneumonia due to streptococcus, group B (J15.3)*

pneumonia due to Streptococcus pneumoniae (J13)

J15.5 **Pneumonia due to Escherichia coli** HCC MCC CC/MCC Exc

5th J15.6 **Pneumonia due to other Gram-negative bacteria**

J15.61 **Pneumonia due to Acinetobacter baumannii** HCC MCC CC/MCC Ex6

J15.69 **Pneumonia due to other Gram-negative bacteria** HCC MCC CC/MCC Ex6

Pneumonia due to other aerobic Gram-negative bacteria

Pneumonia due to Serratia marcescens

J15.7 **Pneumonia due to Mycoplasma pneumoniae** MCC CC/MCC Ex6

J15.8 **Pneumonia due to other specified bacteria** HCC MCC CC/MCC Ex6

J15.9 **Unspecified bacterial pneumonia** MCC CC/MCC Ex6

AHA: Q4 2017

Pneumonia due to gram-positive bacteria

4th J16 **Pneumonia due to other infectious organisms, not elsewhere classified**

See Official Guidelines, "Ventilator Associated Pneumonia" I.C.10.d

Code first, if applicable, associated influenza (J09.X1, J10.0-, J11.0-)

Code also, if applicable, any associated condition such as:

abscess (J85.1)

aspiration pneumonia (J69.-)

EXCLUDES *congenital pneumonia (P23.-)*

ornithosis (A70)

pneumocystosis (B59)

pneumonia NOS (J18.9)

J16.0 **Chlamydial pneumonia** MCC CC/MCC Ex6

J16.8 **Pneumonia due to other specified infectious organisms** MCC CC/MCC Ex6

J17 Pneumonia in diseases classified elsewhere MCC CC/MCC EX

See Official Guidelines, "Ventilator Associated Pneumonia" I.C.10.d

Code first underlying disease, such as:

Q fever (A78)

rheumatic fever (I00)

schistosomiasis (B65.0-B65.9)

Code also, if applicable, any associated condition such as:

abscess (J85.1)

aspiration pneumonia (J69.-)

EXCLUDES1 *candidial pneumonia (B37.1)*

chlamydial pneumonia (J16.0)

gonorrheal pneumonia (A54.84)

histoplasmosis pneumonia (B39.0-B39.2)

measles pneumonia (B05.2)

nocardiosis pneumonia (A43.0)

pneumocystosis (B59)

pneumonia due to Pneumocystis carinii (B59)

pneumonia due to Pneumocystis jirovecii (B59)

pneumonia in actinomycosis (A42.0)

pneumonia in anthrax (A22.1)

pneumonia in ascariasis (B77.81)

pneumonia in aspergillosis (B44.0-B44.1)

pneumonia in coccidioidomycosis (B38.0-B38.2)

pneumonia in cytomegalovirus disease (B25.0)

pneumonia in toxoplasmosis (B58.3)

rubella pneumonia (B06.81)

salmonella pneumonia (A02.22)

spirochetal infection NEC with pneumonia (A69.8)

tularemia pneumonia (A21.2)

typhoid fever with pneumonia (A01.03)

varicella pneumonia (B01.2)

whooping cough with pneumonia (A37 with fifth-character 1)

4th J18 **Pneumonia, unspecified organism**

See Official Guidelines, "Ventilator Associated Pneumonia" I.C.10.d

Code first, if applicable, associated influenza (J09.X1, J10.0-, J11.0-)

Code also, if applicable, any associated condition such as:

aspiration pneumonia (J69.-)

EXCLUDES *congenital pneumonia (P23.0)*

drug-induced interstitial lung disorder (J70.2-J70.4)

interstitial pneumonia NOS (J84.9)

neonatal aspiration pneumonia (P24.-)

pneumonitis due to fumes and vapors (J68.0)

usual interstitial pneumonia (J84.178)

EXCLUDES2 *abscess of lung with pneumonia (J85.1)*

aspiration pneumonia due to anesthesia during labor and delivery (O74.0)

aspiration pneumonia due to anesthesia during pregnancy (O29)

aspiration pneumonia due to anesthesia during puerperium (O89.0)

aspiration pneumonia due to solids and liquids (J69.-)

aspiration pneumonia NOS (J69.0)

lipid pneumonia (J69.1)

pneumonitis due to external agents (J67-J70)

J18.0 **Bronchopneumonia, unspecified organism** MCC CC/MCC Ex0

EXCLUDES *hypostatic bronchopneumonia (J18.2)*

lipid pneumonia (J69.1)

EXCLUDES2 *acute bronchiolitis (J21.-)*

chronic bronchiolitis (J44.89)

other specified chronic obstructive pulmonary disease (J44.89)

J18.1 **Lobar pneumonia, unspecified organism** MCC CC/MCC Ex0

AHA: Q3 2019, Q3 2018, Q3 2016

J18.2 **Hypostatic pneumonia, unspecified organism** CC CC/MCC Ex0

Hypostatic bronchopneumonia

Passive pneumonia

J18.8 **Other pneumonia, unspecified organism** MCC CC/MCC Ex0

J18.9 **Pneumonia, unspecified organism** MCC CC/MCC Ex0

AHA: Q2 2020, Q1 2019, Q2 2019, Q3 2019, Q3 2016

Other acute lower respiratory infections (J20-J22)

EXCLUDES1 *chronic obstructive pulmonary disease with acute lower respiratory infection (J44.0)*

4th **J20 Acute bronchitis**

INCLUDES *acute and subacute bronchitis (with) bronchospasm*
acute and subacute bronchitis (with) tracheitis
acute and subacute bronchitis (with) tracheobronchitis, acute
acute and subacute fibrinous bronchitis
acute and subacute membranous bronchitis
acute and subacute purulent bronchitis
acute and subacute septic bronchitis

EXCLUDES1 *bronchitis NOS (J40)*
tracheobronchitis NOS (J40)

EXCLUDES1 *acute bronchitis with bronchiectasis (J47.0)*
acute bronchitis with chronic obstructive asthma (J44.0)
acute bronchitis with chronic obstructive pulmonary disease (J44.0)
allergic bronchitis NOS ▶(J45.909)◀
bronchitis due to chemicals, fumes and vapors (J68.0)
chronic bronchitis NOS (J42)
chronic mucopurulent bronchitis (J41.1)
chronic obstructive bronchitis (J44.-)
chronic obstructive tracheobronchitis (J44.-)
chronic simple bronchitis (J41.0)
chronic tracheobronchitis (J42)

J20.0 Acute bronchitis due to Mycoplasma pneumoniae CC/MCC Ex0

J20.1 Acute bronchitis due to Hemophilus influenzae CC/MCC Ex0

J20.2 Acute bronchitis due to streptococcus CC/MCC Ex0

J20.3 Acute bronchitis due to coxsackievirus CC/MCC Ex0

J20.4 Acute bronchitis due to parainfluenza virus CC/MCC Ex0

J20.5 Acute bronchitis due to respiratory syncytial virus CC/MCC Ex0

Acute bronchitis due to RSV

J20.6 Acute bronchitis due to rhinovirus CC/MCC Ex0

AHA: Q3 2016

J20.7 Acute bronchitis due to echovirus CC/MCC Ex0

J20.8 Acute bronchitis due to other specified organisms CC/MCC Ex0

See Official Guidelines, "Acute respiratory manifestations of COVID-19" I.C.1.g.1.c

AHA: Q1 2021, Q1 2020, Q4 2020, Q3 2016

J20.9 Acute bronchitis, unspecified CC/MCC Ex0

AHA: Q3 2016

4th J21 **Acute bronchiolitis**

INCLUDES *acute bronchiolitis with bronchospasm*

EXCLUDES *respiratory bronchiolitis interstitial lung disease (J84.115)*

J21.0 **Acute bronchiolitis due to respiratory syncytial virus** CC CC/MCC Ex0

Acute bronchiolitis due to RSV

J21.1 **Acute bronchiolitis due to human metapneumovirus** CC CC/MCC Ex0

J21.8 **Acute bronchiolitis due to other specified organisms** CC CC/MCC Ex0

J21.9 **Acute bronchiolitis, unspecified** CC CC/MCC Ex0

Bronchiolitis (acute)

EXCLUDES *chronic bronchiolitis (J44.89)*

J22 **Unspecified acute lower respiratory infection** CC/MCC Ex0

See Official Guidelines, "Acute respiratory manifestations of COVID-19" I.C.1.g.1.c

AHA: Q1 2021, Q1 2020, Q4 2020

Acute (lower) respiratory (tract) infection NOS

EXCLUDES *upper respiratory infection (acute) (J06.9)*

Other diseases of upper respiratory tract (J30-J39)

4th J30 Vasomotor and allergic rhinitis

INCLUDES *spasmodic rhinorrhea*

EXCLUDES1 *allergic rhinitis with asthma (bronchial) (J45.909)*
rhinitis NOS (J31.0)

J30.0 Vasomotor rhinitis

J30.1 Allergic rhinitis due to pollen

Allergy NOS due to pollen
Hay fever
Pollinosis

J30.2 Other seasonal allergic rhinitis

J30.5 Allergic rhinitis due to food

5th J30.8 Other allergic rhinitis

J30.81 Allergic rhinitis due to animal (cat) (dog) hair and dander

J30.89 Other allergic rhinitis

Perennial allergic rhinitis

J30.9 Allergic rhinitis, unspecified

4th J31 Chronic rhinitis, nasopharyngitis and pharyngitis

J31.0 Chronic rhinitis

Atrophic rhinitis (chronic)
Granulomatous rhinitis (chronic)
Hypertrophic rhinitis (chronic)
Obstructive rhinitis (chronic)
Ozena
Purulent rhinitis (chronic)
Rhinitis (chronic) NOS
Ulcerative rhinitis (chronic)

EXCLUDES1 *allergic rhinitis (J30.1-J30.9)*
vasomotor rhinitis (J30.0)

J31.1 **Chronic nasopharyngitis**

EXCLUDES *acute nasopharyngitis (J00)*

J31.2 **Chronic pharyngitis**

Chronic sore throat

Atrophic pharyngitis (chronic)

Granular pharyngitis (chronic)

Hypertrophic pharyngitis (chronic)

EXCLUDES *acute pharyngitis (J02.9)*

4th J32 **Chronic sinusitis**

INCLUDES *sinus abscess*

sinus empyema

sinus infection

sinus suppuration

Use additional code to identify:

infectious agent (B95-B97)

EXCLUDES *acute sinusitis (J01.-)*

J32.0 **Chronic maxillary sinusitis**

Antritis (chronic)

Maxillary sinusitis NOS

J32.1 **Chronic frontal sinusitis**

Frontal sinusitis NOS

J32.2 **Chronic ethmoidal sinusitis**

Ethmoidal sinusitis NOS

EXCLUDES1 *Woakes' ethmoiditis (J33.1)*

J32.3 **Chronic sphenoidal sinusitis**

Sphenoidal sinusitis NOS

J32.4 **Chronic pansinusitis**

Pansinusitis NOS

J32.8 **Other chronic sinusitis**

Sinusitis (chronic) involving more than one sinus but not pansinusitis

J32.9 **Chronic sinusitis, unspecified**

Sinusitis (chronic) NOS

4th J33 **Nasal polyp**

EXCLUDES1 *adenomatous polyps (D14.0)*

J33.0 **Polyp of nasal cavity**

Choanal polyp

Nasopharyngeal polyp

J33.1 **Polypoid sinus degeneration**

Woakes' syndrome or ethmoiditis

J33.8 **Other polyp of sinus**

Accessory polyp of sinus

Ethmoidal polyp of sinus

Maxillary polyp of sinus

Sphenoidal polyp of sinus

J33.9 **Nasal polyp, unspecified**

4th J34 **Other and unspecified disorders of nose and nasal sinuses**

EXCLUDES1 *varicose ulcer of nasal septum (I86.8)*

J34.0 **Abscess, furuncle and carbuncle of nose**

Cellulitis of nose

Necrosis of nose

Ulceration of nose

J34.1 **Cyst and mucocele of nose and nasal sinus**

J34.2 **Deviated nasal septum (Figure 10.1)**

AHA: Q4 2024

Deflection or deviation of septum (nasal) (acquired)

EXCLUDES1 *congenital deviated nasal septum (Q67.4)*

J34.3 **Hypertrophy of nasal turbinates**

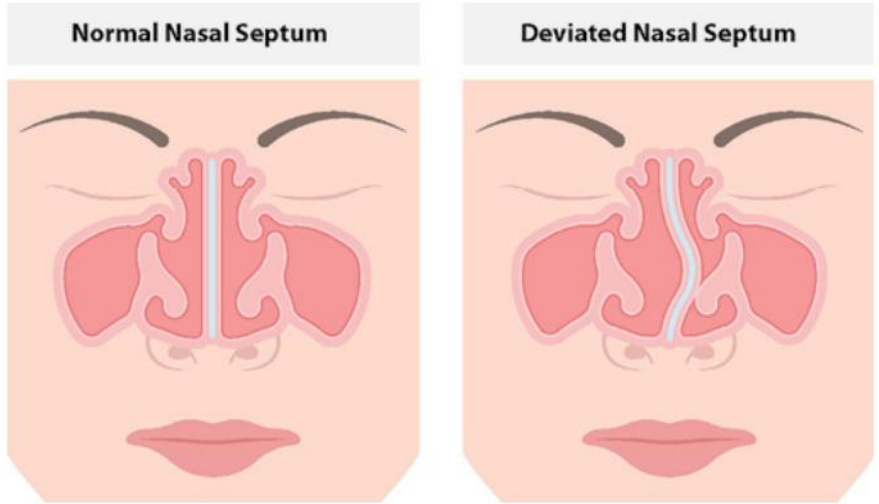

Figure 10.1 Deviated Nasal Septum

5th J34.8 **Other specified disorders of nose and nasal sinuses**

J34.81 **Nasal mucositis (ulcerative)**

Code also type of associated therapy, such as:

antineoplastic and immunosuppressive drugs (T45.1X-)

radiological procedure and radiotherapy (Y84.2)

Excludes *gastrointestinal mucositis (ulcerative) (K92.81)*

mucositis (ulcerative) of vagina and vulva (N76.81)

oral mucositis (ulcerative) (K12.3-)

6th J34.82 **Nasal valve collapse**

Nasal valve compromise

Nasal valve stenosis

Code first underlying cause, such as:

deviated nasal septum (J34.2)

J34.820 Internal nasal valve collapse POxIn

J34.8200 Internal nasal valve collapse, unspecified POxIn

J34.8201 Internal nasal valve collapse, static POxIn

Narrowing of the septum, head of the inferior turbinate and the upper lateral cartilage

J34.8202 Internal nasal valve collapse, dynamic POxIn

Collapse or falling of the upper, middle sidewall of the nose on inspiration

J34.821 External nasal valve collapse POxIn

J34.8210 External nasal valve collapse, unspecified POxIn

J34.8211 External nasal valve collapse, static POxIn

Fixed narrowing of the caudal septum, lower lateral cartilage, alar rim and nasal sill

J34.8212 External nasal valve collapse, dynamic POxIn

Collapse or falling of the lower sidewall or nostril of the nose on inspiration

J34.829 Nasal valve collapse, unspecified POxIn

Nasal valve collapse, NOS

J34.89 Other specified disorders of nose and nasal sinuses

Perforation of nasal septum NOS

Rhinolith

J34.9 Unspecified disorder of nose and nasal sinuses

J35 Chronic diseases of tonsils and adenoids

J35.0 Chronic tonsillitis and adenoiditis

EXCLUDES *acute tonsillitis (J03.-)*

J35.01 Chronic tonsillitis

J35.02 Chronic adenoiditis

J35.03 Chronic tonsillitis and adenoiditis

J35.1 Hypertrophy of tonsils

Enlargement of tonsils

EXCLUDES *hypertrophy of tonsils with tonsillitis (J35.0-)*

J35.2 Hypertrophy of adenoids (Figure 10.2)

Enlargement of adenoids

EXCLUDES *hypertrophy of adenoids with adenoiditis (J35.0-)*

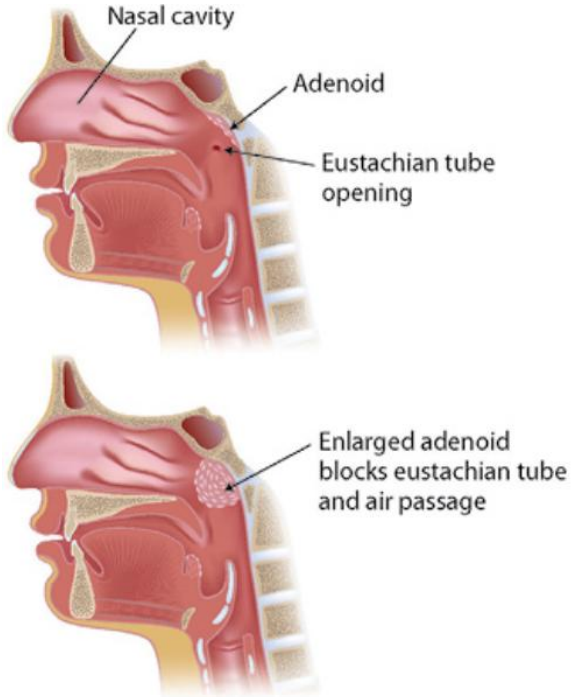

Figure 10.2 Adenoid Hypertrophy

J35.3 **Hypertrophy of tonsils with hypertrophy of adenoids**

EXCLUDES1 *hypertrophy of tonsils and adenoids with tonsillitis and adenoiditis (J35.03)*

J35.8 **Other chronic diseases of tonsils and adenoids**

Adenoid vegetations
Amygdalolith
Calculus, tonsil
Cicatrix of tonsil (and adenoid)
Tonsillar tag
Ulcer of tonsil

J35.9 **Chronic disease of tonsils and adenoids, unspecified**

Disease (chronic) of tonsils and adenoids NOS

J36 **Peritonsillar abscess** CC CC/MCC EX

INCLUDES *abscess of tonsil*
peritonsillar cellulitis
quinsy

Use additional code (B95-B97) to identify infectious agent.

EXCLUDES1 *acute tonsillitis (J03.-)*
chronic tonsillitis (J35.0)
retropharyngeal abscess (J39.0)
tonsillitis NOS (J03.9-)

4th J37 **Chronic laryngitis and laryngotracheitis**

Use additional code to identify:
exposure to environmental tobacco smoke (Z77.22)
exposure to tobacco smoke in the perinatal period (P96.81)
history of tobacco dependence (Z87.891)
infectious agent (B95-B97)
occupational exposure to environmental tobacco smoke (Z57.31)
tobacco dependence (F17.-)
tobacco use (Z72.0)

J37.0 Chronic laryngitis

Catarrhal laryngitis
Hypertrophic laryngitis
Sicca laryngitis

EXCLUDES *acute laryngitis (J04.0)*
obstructive (acute) laryngitis (J05.0)

J37.1 Chronic laryngotracheitis

Laryngitis, chronic, with tracheitis (chronic)
Tracheitis, chronic, with laryngitis

EXCLUDES *chronic tracheitis (J42)*

EXCLUDES *acute laryngotracheitis (J04.2)*
acute tracheitis (J04.1)

4th **J38 Diseases of vocal cords and larynx, not elsewhere classified (Figure 10.3)**

EXCLUDES *congenital laryngeal stridor (P28.89)*
obstructive laryngitis (acute) (J05.0)
postprocedural subglottic stenosis (J95.5)
stridor (R06.1)
ulcerative laryngitis (J04.0)

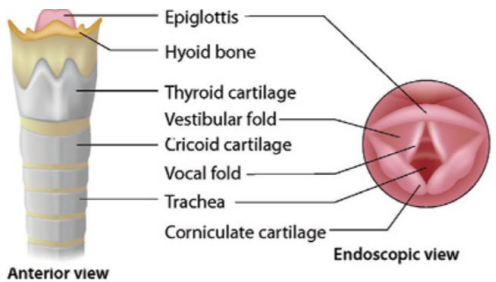

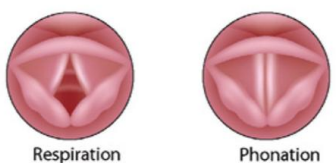

Figure 10.3 Larynx and Vocal Cords

5th J38.0 **Paralysis of vocal cords and larynx**

Laryngoplegia

Paralysis of glottis

J38.00 **Paralysis of vocal cords and larynx, unspecified**

J38.01 **Paralysis of vocal cords and larynx, unilateral**

AHA: Q1 2025

J38.02 **Paralysis of vocal cords and larynx, bilateral**

J38.1 **Polyp of vocal cord and larynx**

EXCLUDES1 *adenomatous polyps (D14.1)*

J38.2 **Nodules of vocal cords**

Chorditis (fibrinous)(nodosa)(tuberosa)

Singer's nodes

Teacher's nodes

J38.3 **Other diseases of vocal cords**

Abscess of vocal cords

Cellulitis of vocal cords

Granuloma of vocal cords

Leukokeratosis of vocal cords

Leukoplakia of vocal cords

J38.4 **Edema of larynx**

Edema (of) glottis

Subglottic edema

Supraglottic edema

EXCLUDES1 *acute obstructive laryngitis [croup] (J05.0)*

edematous laryngitis (J04.0)

J38.5 **Laryngeal spasm**

Laryngismus (stridulus)

J38.6 **Stenosis of larynx**

J38.7 **Other diseases of larynx**

Abscess of larynx

Cellulitis of larynx

Disease of larynx NOS

Necrosis of larynx

Pachyderma of larynx

Perichondritis of larynx

Ulcer of larynx

4th J39 **Other diseases of upper respiratory tract**

Excludes1 *acute respiratory infection NOS (J22)*
acute upper respiratory infection (J06.9)
upper respiratory inflammation due to chemicals, gases, fumes or vapors (J68.2)

J39.0 **Retropharyngeal and parapharyngeal abscess** CC CC/MCC Ex0

Peripharyngeal abscess

Excludes1 *peritonsillar abscess (J36)*

J39.1 **Other abscess of pharynx** CC CC/MCC Ex0

Cellulitis of pharynx

Nasopharyngeal abscess

J39.2 **Other diseases of pharynx**

Cyst of pharynx

Edema of pharynx

Excludes2 *chronic pharyngitis (J31.2)*
ulcerative pharyngitis (J02.9)

J39.3 **Upper respiratory tract hypersensitivity reaction, site unspecified**

Excludes1 *hypersensitivity reaction of upper respiratory tract, such as:*
extrinsic allergic alveolitis (J67.9)
pneumoconiosis (J60-J67.9)

J39.8 **Other specified diseases of upper respiratory tract** CC/MCC Ex0

AHA: Q1 2023

J39.9 **Disease of upper respiratory tract, unspecified**

Chronic lower respiratory diseases (J40-J4A)

EXCLUDES *bronchitis due to chemicals, gases, fumes and vapors (J68.0)*

EXCLUDES *cystic fibrosis (E84.-)*

J40 **Bronchitis, not specified as acute or chronic**

See Official Guidelines, "Acute respiratory manifestations of COVID-19" I.C.1.g.1.c

AHA: Q1 2021, Q1 2020, Q4 2020

Bronchitis NOS

Bronchitis with tracheitis NOS

Catarrhal bronchitis

Tracheobronchitis NOS

Use additional code to identify:

exposure to environmental tobacco smoke (Z77.22)

exposure to tobacco smoke in the perinatal period (P96.81)

history of tobacco dependence (Z87.891)

occupational exposure to environmental tobacco smoke (Z57.31)

tobacco dependence (F17.-)

tobacco use (Z72.0)

EXCLUDES *acute bronchitis (J20.-)*

allergic bronchitis NOS ▶(J45.909)◀

asthmatic bronchitis NOS (J45.9-)

bronchitis due to chemicals, gases, fumes and vapors (J68.0)

4th J41 **Simple and mucopurulent chronic bronchitis**

Use additional code to identify:

exposure to environmental tobacco smoke (Z77.22)

exposure to tobacco smoke in the perinatal period (P96.81)

history of tobacco dependence (Z87.891)

occupational exposure to environmental tobacco smoke (Z57.31)

tobacco dependence (F17.-)

tobacco use (Z72.0)

EXCLUDES1 *chronic bronchitis NOS (J42)*

chronic obstructive bronchitis (J44.-)

J41.0 **Simple chronic bronchitis** HCC RxHCC

J41.1 **Mucopurulent chronic bronchitis** HCC RxHCC CC/MCC Ex6

J41.8 **Mixed simple and mucopurulent chronic bronchitis** HCC RxHCC CC/MCC Ex6

J42 **Unspecified chronic bronchitis** HCC RxHCC CC/MCC Ex6

Chronic bronchitis NOS

Chronic tracheitis

Chronic tracheobronchitis

Use additional code to identify:

exposure to environmental tobacco smoke (Z77.22)

exposure to tobacco smoke in the perinatal period (P96.81)

history of tobacco dependence (Z87.891)

occupational exposure to environmental tobacco smoke (Z57.31)

tobacco dependence (F17.-)

tobacco use (Z72.0)

EXCLUDES1 *bronchiolitis obliterans and bronchiolitis obliterans syndrome (J44.81)*

chronic asthmatic bronchitis (J44.-)

chronic bronchitis with airways obstruction (J44.-)

chronic emphysematous bronchitis (J44.-)

chronic obstructive pulmonary disease NOS (J44.9)

simple and mucopurulent chronic bronchitis (J41.-)

4th J43 **Emphysema (Figure 10.4)**

Excludes1 *compensatory emphysema (J98.3)*
interstitial emphysema (J98.2)
mediastinal emphysema (J98.2)
neonatal interstitial emphysema (P25.0)
surgical (subcutaneous) emphysema (T81.82)

Excludes2 **emphysema due to inhalation of chemicals, gases, fumes or vapors (J68.4)*
emphysema with chronic (obstructive) bronchitis (J44.-)
emphysematous (obstructive) bronchitis (J44.-)
traumatic subcutaneous emphysema (T79.7)

J43.0 **Unilateral pulmonary emphysema [MacLeod's syndrome]** HCC RxHCC
Swyer-James syndrome
Unilateral emphysema
Unilateral hyperlucent lung
Unilateral pulmonary artery functional hypoplasia
Unilateral transparency of lung

J43.1 **Panlobular emphysema** HCC RxHCC
Panacinar emphysema

J43.2 **Centrilobular emphysema** HCC RxHCC

J43.8 **Other emphysema** HCC RxHCC

J43.9 **Emphysema, unspecified** HCC RxHCC
AHA: Q2 2024, Q1 2019, Q4 2017
Bullous emphysema (lung)(pulmonary)
Emphysema (lung)(pulmonary) NOS
Emphysematous bleb
Vesicular emphysema (lung)(pulmonary)

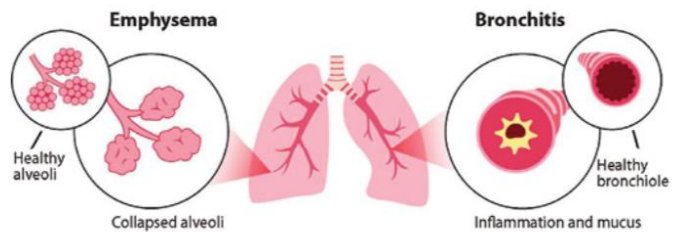

Figure 10.4 Chronic Obstructive Pulmonary Disease (COPD)

4th J44 Other chronic obstructive pulmonary disease

See Official Guidelines, "Acute exacerbation of chronic obstructive bronchitis and asthma" I.C.10.a.1

INCLUDES *asthma with chronic obstructive pulmonary disease*
chronic asthmatic (obstructive) bronchitis
chronic bronchitis with airway obstruction
chronic bronchitis with emphysema
chronic emphysematous bronchitis
chronic obstructive asthma
chronic obstructive bronchitis
chronic obstructive tracheobronchitis

Code also type of asthma, if applicable (J45.-)

DEFINED *bronchiectasis (J47.-)*
**chronic bronchitis NOS (J42)*
**chronic simple and mucopurulent bronchitis (J41.-)*
**chronic tracheitis (J42)*
**chronic tracheobronchitis (J42)*
emphysema without chronic bronchitis (J43.-)

J44.0 **Chronic obstructive pulmonary disease with (acute) lower respiratory infection** CC HCC RxHCC CC/MCC Exc

AHA: Q2 2024, Q1 2019, Q1 2017, Q2 2017, Q4 2017, Q3 2016

Code also to identify the infection

J44.1 **Chronic obstructive pulmonary disease with (acute) exacerbation** CC HCC RxHCC CC/MCC Exc

AHA: Q2 2024, Q1 2019, Q1 2017, Q4 2017, Q3 2016

Decompensated COPD

Decompensated COPD with (acute) exacerbation

DEFINED *chronic obstructive pulmonary disease [COPD] with acute bronchitis (J44.0)*
lung diseases due to external agents (J60-J70)

J44.8 Other specified chronic obstructive pulmonary disease

J44.81 Bronchiolitis obliterans and bronchiolitis obliterans syndrome HCC RxHCC CC/MCC Ex6

Obliterative bronchiolitis

Code first, if applicable:

complication of bone marrow transplant (T86.09)

complication of stem cell transplant (T86.5)

heart-lung transplant rejection (T86.31)

lung transplant rejection (T86.810)

other complications of heart-lung transplant (T86.39)

other complications of lung transplant (T86.818)

Code also, if applicable, associated conditions, such as:

chronic graft-versus-host disease (D89.811)

chronic lung allograft dysfunction (J4A.-)

chronic respiratory conditions due to chemicals, gases, fumes and vapors (J68.4)

J44.89 Other specified chronic obstructive pulmonary disease HCC RxHCC CC/MCC Ex6

Chronic asthmatic (obstructive) bronchitis

Chronic emphysematous bronchitis

J44.9 Chronic obstructive pulmonary disease, unspecified HCC RxHCC CC/MCC Ex6

AHA: Q2 2024, Q1 2019, Q1 2017, Q4 2017, Q1 2016

Chronic obstructive airway disease NOS

Chronic obstructive lung disease NOS

Excludes1 *lung diseases due to external agents (J60-J70)*

J4A Chronic lung allograft dysfunction

Code first, if applicable:

heart-lung transplant rejection (T86.31)

lung transplant rejection (T86.810)

other complications of heart-lung transplant (T86.39)

other complications of lung transplant (T86.818)

Code also, if applicable, bronchiolitis obliterans syndrome (J44.81)

J4A.0 Restrictive allograft syndrome HCC RxHCC CC/MCC Ex6

Code also, if applicable, for mixed chronic lung allograft dysfunction, bronchiolitis obliterans syndrome (J44.81)

J4A.8 Other chronic lung allograft dysfunction HCC RxHCC CC/MCC Ex6

J4A.9 Chronic lung allograft dysfunction, unspecified HCC RxHCC CC/MCC Ex6

J45 **Asthma**

See Official Guidelines, "Acute exacerbation of chronic obstructive bronchitis and asthma" I.C.10.a.1

INCLUDES *allergic (predominantly) asthma*
allergic bronchitis NOS
allergic rhinitis with asthma
atopic asthma
extrinsic allergic asthma
hay fever with asthma
idiosyncratic asthma
intrinsic nonallergic asthma
nonallergic asthma

Use additional code to identify:
eosinophilic asthma (J82.83)
exposure to environmental tobacco smoke (Z77.22)
exposure to tobacco smoke in the perinatal period (P96.81)
history of tobacco dependence (Z87.891)
occupational exposure to environmental tobacco smoke (Z57.31)
tobacco dependence (F17.-)
tobacco use (Z72.0)

EXCLUDES1 *detergent asthma (J69.8)*
miner's asthma (J60)
wheezing NOS (R06.2)
wood asthma (J67.8)

EXCLUDES2 *asthma with chronic obstructive pulmonary disease (J44.89)*
chronic asthmatic (obstructive) bronchitis (J44.89)
chronic obstructive asthma (J44.89)
other specified chronic obstructive pulmonary disease (J44.89)

5th J45.2 Mild intermittent asthma

J45.20 Mild intermittent asthma, uncomplicated RxHCC CC/MCC Ex0

Mild intermittent asthma NOS

J45.21 Mild intermittent asthma with (acute) exacerbation CC RxHCC CC/MCC Ex0

J45.22 Mild intermittent asthma with status asthmaticus CC RxHCC CC/MCC Ex0

5th J45.3 Mild persistent asthma

J45.30 Mild persistent asthma, uncomplicated RxHCC CC/MCC Ex0

Mild persistent asthma NOS

J45.31 Mild persistent asthma with (acute) exacerbation CC RxHCC CC/MCC Ex0

J45.32 Mild persistent asthma with status asthmaticus CC RxHCC CC/MCC Ex0

5th J45.4 Moderate persistent asthma

J45.40 Moderate persistent asthma, uncomplicated RxHCC CC/MCC Ex0

Moderate persistent asthma NOS

J45.41 Moderate persistent asthma with (acute) exacerbation CC RxHCC CC/MCC Ex0

AHA: Q1 2017

J45.42 Moderate persistent asthma with status asthmaticus CC RxHCC CC/MCC Ex0

5th J45.5 Severe persistent asthma

J45.50 Severe persistent asthma, uncomplicated HCC RxHCC CC/MCC Ex0

Severe persistent asthma NOS

J45.51 Severe persistent asthma with (acute) exacerbation CC HCC RxHCC CC/MCC Ex0

AHA: Q4 2020

J45.52 Severe persistent asthma with status asthmaticus CC HCC RxHCC CC/MCC Ex0

5th J45.9 Other and unspecified asthma

6th J45.90 Unspecified asthma

Asthmatic bronchitis NOS

Childhood asthma NOS

Late onset asthma

J45.901 Unspecified asthma with (acute) exacerbation CC RxHCC CC/MCC Ex0

AHA: Q4 2017

J45.902 Unspecified asthma with status asthmaticus CC RxHCC CC/MCC Ex0

J45.909 Unspecified asthma, uncomplicated RxHCC CC/MCC Ex0

AHA: Q2 2024, Q1 2023, Q1 2017, Q4 2017

Asthma NOS

Excludes2 *lung diseases due to external agents (J60-J70)*

6th J45.99 Other asthma

J45.990 Exercise induced bronchospasm RxHCC CC/MCC Exc

J45.991 Cough variant asthma RxHCC CC/MCC Exc

J45.998 Other asthma RxHCC CC/MCC Exc

4th J47 Bronchiectasis

INCLUDES *bronchiolectasis*

Use additional code to identify:

exposure to environmental tobacco smoke (Z77.22)

exposure to tobacco smoke in the perinatal period (P96.81)

history of tobacco dependence (Z87.891)

occupational exposure to environmental tobacco smoke (Z57.31)

tobacco dependence (F17.-)

tobacco use (Z72.0)

EXCLUDES1 *congenital bronchiectasis (Q33.4)*

tuberculous bronchiectasis (current disease) (A15.0)

J47.0 Bronchiectasis with acute lower respiratory infection CC HCC RxHCC CC/MCC Exc

Bronchiectasis with acute bronchitis

Code also to identify infection, if applicable

J47.1 Bronchiectasis with (acute) exacerbation CC HCC RxHCC CC/MCC Exc

AHA: Q1 2021

J47.9 Bronchiectasis, uncomplicated HCC RxHCC CC/MCC Exc

AHA: Q2 2024

Bronchiectasis NOS

Lung diseases due to external agents (J60-J70)

EXCLUDES *asthma (J45.-)*
malignant neoplasm of bronchus and lung (C34.-)

J60 **Coalworker's pneumoconiosis** A HCC CC/MCC Ex0
Anthracosilicosis
Anthracosis
Black lung disease
Coalworker's lung
EXCLUDES *coalworker pneumoconiosis with tuberculosis, any type in A15 (J65)*

J61 **Pneumoconiosis due to asbestos and other mineral fibers** A HCC CC/MCC Ex0
Asbestosis
EXCLUDES *pleural plaque with asbestosis (J92.0)*
pneumoconiosis with tuberculosis, any type in A15 (J65)

4th J62 **Pneumoconiosis due to dust containing silica**
INCLUDES *silicotic fibrosis (massive) of lung*
EXCLUDES *pneumoconiosis with tuberculosis, any type in A15 (J65)*

J62.0 **Pneumoconiosis due to talc dust** HCC CC/MCC Ex0

J62.8 **Pneumoconiosis due to other dust containing silica** HCC CC/MCC Ex0
Silicosis NOS

4th J63 **Pneumoconiosis due to other inorganic dusts**
EXCLUDES *pneumoconiosis with tuberculosis, any type in A15 (J65)*

J63.0 **Aluminosis (of lung)** HCC CC/MCC Ex0

J63.1 **Bauxite fibrosis (of lung)** HCC CC/MCC Ex0

J63.2 **Berylliosis** HCC CC/MCC Ex0

J63.3 **Graphite fibrosis (of lung)** HCC CC/MCC Ex0

J63.4 **Siderosis** HCC CC/MCC Ex0
AHA: Q3 2019

J63.5 **Stannosis** HCC CC/MCC Ex0

J63.6 **Pneumoconiosis due to other specified inorganic dusts** HCC CC/MCC Ex0

J64 **Unspecified pneumoconiosis** HCC CC/MCC Ex0
EXCLUDES *pneumonoconiosis with tuberculosis, any type in A15 (J65)*

J65 **Pneumoconiosis associated with tuberculosis (Figure 10.5)** HCC CC/MCC Ex0
Any condition in J60-J64 with tuberculosis, any type in A15
Silicotuberculosis
Use additional code, if applicable, for associated cachexia (E88.A)

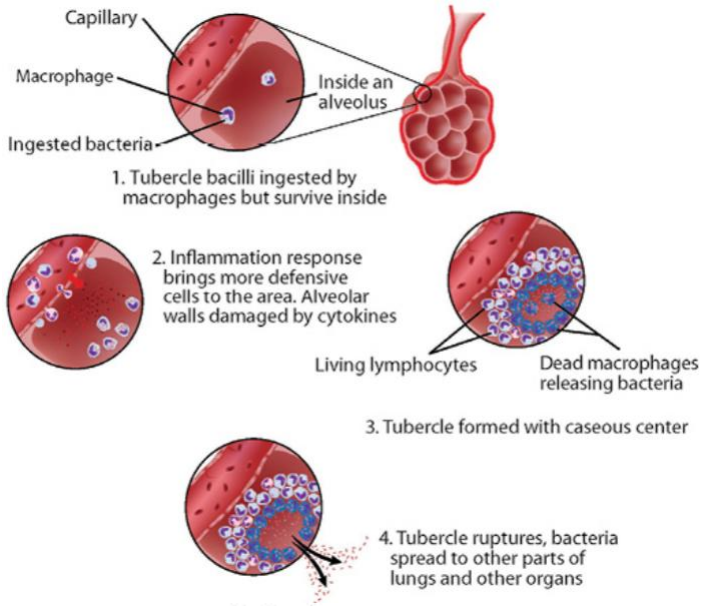

Figure 10.5 Progression of Tuberculosis

4th **J66 Airway disease due to specific organic dust**

EXCLUDES *allergic alveolitis (J67.-)*
asbestosis (J61)
bagassosis (J67.1)
farmer's lung (J67.0)
hypersensitivity pneumonitis due to organic dust (J67.-)
reactive airways dysfunction syndrome (J68.3)

J66.0 Byssinosis HCC CC/MCC Exc
Airway disease due to cotton dust

J66.1 Flax-dressers' disease HCC CC/MCC Exc

J66.2 Cannabinosis HCC CC/MCC Exc

J66.8 Airway disease due to other specific organic dusts HCC CC/MCC Exc

4th J67 **Hypersensitivity pneumonitis due to organic dust**

INCLUDES *allergic alveolitis and pneumonitis due to inhaled organic dust and particles of fungal, actinomycetic or other origin*

EXCLUDES1 *pneumonitis due to inhalation of chemicals, gases, fumes or vapors (J68.0)*

J67.0 **Farmer's lung** HCC CC/MCC Exc
- Harvester's lung
- Haymaker's lung
- Moldy hay disease

J67.1 **Bagassosis** HCC CC/MCC Exc
- Bagasse disease
- Bagasse pneumonitis

J67.2 **Bird fancier's lung** HCC CC/MCC Exc
- Budgerigar fancier's disease or lung
- Pigeon fancier's disease or lung

J67.3 **Suberosis** HCC CC/MCC Exc
- Corkhandler's disease or lung
- Corkworker's disease or lung

J67.4 **Maltworker's lung** HCC CC/MCC Exc
- Alveolitis due to Aspergillus clavatus

J67.5 **Mushroom-worker's lung** HCC CC/MCC Exc

J67.6 **Maple-bark-stripper's lung** HCC CC/MCC Exc
- Alveolitis due to Cryptostroma corticale
- Cryptostromosis

J67.7 **Air conditioner and humidifier lung** CC HCC CC/MCC Exc
- Allergic alveolitis due to fungal, thermophilic actinomycetes and other organisms growing in ventilation [air conditioning] systems

J67.8 **Hypersensitivity pneumonitis due to other organic dusts** CC HCC CC/MCC Exc
- Cheese-washer's lung
- Coffee-worker's lung
- Fish-meal worker's lung
- Furrier's lung
- Sequoiosis

J67.9 **Hypersensitivity pneumonitis due to unspecified organic dust** CC HCC CC/MCC Exc
- Allergic alveolitis (extrinsic) NOS
- Hypersensitivity pneumonitis NOS

J68 **Respiratory conditions due to inhalation of chemicals, gases, fumes and vapors**

See Official Guidelines, "Vaping-related Disorders" I.C.10.e

Code first (T51-T65) to identify cause

Use additional code to identify associated respiratory conditions, such as:

acute respiratory failure (J96.0-)

J68.0 **Bronchitis and pneumonitis due to chemicals, gases, fumes and vapors** CC HCC CC/MCC Ex6

AHA: Q4 2020, Q2 2019

Chemical bronchitis (acute)

J68.1 **Pulmonary edema due to chemicals, gases, fumes and vapors** HCC MCC CC/MCC Ex6

Chemical pulmonary edema (acute) (chronic)

EXCLUDES1 *pulmonary edema (acute) (chronic) NOS (J81.-)*

J68.2 **Upper respiratory inflammation due to chemicals, gases, fumes and vapors, not elsewhere classified** HCC CC/MCC Ex6

J68.3 **Other acute and subacute respiratory conditions due to chemicals, gases, fumes and vapors** HCC CC/MCC Ex6

Reactive airways dysfunction syndrome

J68.4 **Chronic respiratory conditions due to chemicals, gases, fumes and vapors** HCC CC/MCC Ex6

Code also, if applicable, chronic conditions, such as:

emphysema (J43.-)

obliterative bronchiolitis (J44.81)

pulmonary fibrosis (J84.10)

EXCLUDES1 *chronic pulmonary edema due to chemicals, gases, fumes and vapors (J68.1)*

J68.8 **Other respiratory conditions due to chemicals, gases, fumes and vapors** HCC CC/MCC Ex6

J68.9 **Unspecified respiratory condition due to chemicals, gases, fumes and vapors** HCC CC/MCC Ex6

4th J69 **Pneumonitis due to solids and liquids**

Codes also, if applicable, other types of pneumonias

EXCLUDES1 *neonatal aspiration syndromes (P24.-)*

postprocedural pneumonitis (J95.4)

J69.0 **Pneumonitis due to inhalation of food and vomit** HCC MCC CC/MCC Exc

AHA: Q1 2021, Q2 2020, Q2 2019, Q1 2017

Aspiration pneumonia NOS

Aspiration pneumonia (due to) food (regurgitated)

Aspiration pneumonia (due to) gastric secretions

Aspiration pneumonia (due to) milk

Aspiration pneumonia (due to) vomit

Code also any associated foreign body in respiratory tract (T17.-)

EXCLUDES1 *chemical pneumonitis due to anesthesia (J95.4)*

obstetric aspiration pneumonitis (O74.0)

J69.1 **Pneumonitis due to inhalation of oils and essences** HCC MCC CC/MCC Exc

Exogenous lipoid pneumonia

Lipid pneumonia NOS

Code first (T51-T65) to identify substance

EXCLUDES1 *endogenous lipoid pneumonia (J84.89)*

J69.8 **Pneumonitis due to inhalation of other solids and liquids** HCC MCC CC/MCC Exc

Pneumonitis due to aspiration of blood

Pneumonitis due to aspiration of detergent

Code first (T51-T65) to identify substance

4th J70 Respiratory conditions due to other external agents

J70.0 Acute pulmonary manifestations due to radiation CC CC/MCC Ex?

Radiation pneumonitis

Use additional code (W88-W90, X39.0-) to identify the external cause

J70.1 Chronic and other pulmonary manifestations due to radiation CC CC/MCC Ex?

Fibrosis of lung following radiation

Use additional code (W88-W90, X39.0-) to identify the external cause

J70.2 Acute drug-induced interstitial lung disorders CC/MCC Ex?

AHA: Q2 2019

Use additional code for adverse effect, if applicable, to identify drug (T36-T50 with fifth or sixth character 5)

EXCLUDES1 *interstitial pneumonia NOS (J84.9)*

lymphoid interstitial pneumonia (J84.2)

J70.3 Chronic drug-induced interstitial lung disorders CC/MCC Ex?

Use additional code for adverse effect, if applicable, to identify drug (T36-T50 with fifth or sixth character 5)

EXCLUDES1 *interstitial pneumonia NOS (J84.9)*

lymphoid interstitial pneumonia (J84.2)

J70.4 Drug-induced interstitial lung disorders, unspecified CC/MCC Ex?

AHA: Q2 2019

Use additional code for adverse effect, if applicable, to identify drug (T36-T50 with fifth or sixth character 5)

EXCLUDES1 *interstitial pneumonia NOS (J84.9)*

lymphoid interstitial pneumonia (J84.2)

J70.5 Respiratory conditions due to smoke inhalation

Code first smoke inhalation (T59.81-)

EXCLUDES1 *smoke inhalation due to chemicals, gases, fumes and vapors (J68.9)*

J70.8 Respiratory conditions due to other specified external agents CC/MCC Ex?

Code first (T51-T65) to identify the external agent

J70.9 Respiratory conditions due to unspecified external agent CC/MCC Ex?

Code first (T51-T65) to identify the external agent

Other respiratory diseases principally affecting the interstitium (J80-J84)

J80 **Acute respiratory distress syndrome** HCC MCC CC/MCC Exc

See Official Guidelines, "Acute respiratory manifestations of COVID-19" I.C.1.g.1.c

AHA: Q1 2021, Q1 2020, Q4 2020, Q1 2017

Acute respiratory distress syndrome in adult or child

Adult hyaline membrane disease

EXCLUDES *respiratory distress syndrome in newborn (perinatal) (P22.0)*

4th J81 **Pulmonary edema** **(Figure 10.6)**

DEFINITION: Pulmonary edema is an abnormal build-up of fluid in the alveolar sacs in the lungs.

Use additional code to identify:

exposure to environmental tobacco smoke (Z77.22)

history of tobacco dependence (Z87.891)

occupational exposure to environmental tobacco smoke (Z57.31)

tobacco dependence (F17.-)

tobacco use (Z72.0)

EXCLUDES *chemical (acute) pulmonary edema (J68.1)*

hypostatic pneumonia (J18.2)

passive pneumonia (J18.2)

pulmonary edema due to external agents (J60-J70)

pulmonary edema with heart disease NOS (I50.1)

pulmonary edema with heart failure (I50.1)

J81.0 **Acute pulmonary edema** HCC MCC CC/MCC Exc

AHA: Q1 2023, Q3 2020

Acute edema of lung

J81.1 **Chronic pulmonary edema** CC CC/MCC Exc

Pulmonary congestion (chronic) (passive)

Pulmonary edema NOS

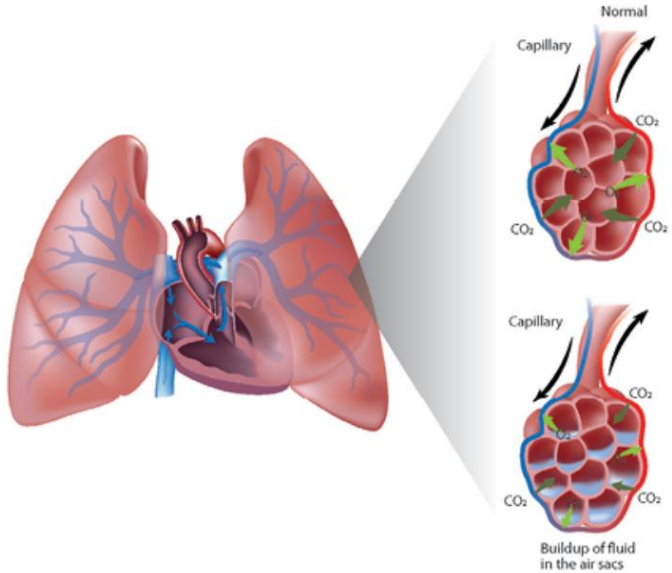

Figure 10.6 Pulmonary Edema

J82 Pulmonary eosinophilia, not elsewhere classified

pulmonary eosinophilia due to aspergillosis (B44.-)

pulmonary eosinophilia due to drugs (J70.2-J70.4)

pulmonary eosinophilia due to specified parasitic infection (B50-B83)

pulmonary eosinophilia due to systemic connective tissue disorders (M30-M36)

pulmonary infiltrate NOS (R91.8)

5th J82.8 Pulmonary eosinophilia, not elsewhere classified

J82.81 Chronic eosinophilic pneumonia CC HCC RxHCC CC/MCC Ex0

AHA: Q4 2020

Eosinophilic pneumonia, NOS

J82.82 Acute eosinophilic pneumonia CC CC/MCC Ex0

AHA: Q4 2020

J82.83 Eosinophilic asthma CC RxHCC CC/MCC Ex0

AHA: Q4 2020

Code first asthma, by type, such as:

mild intermittent asthma (J45.2-)

mild persistent asthma (J45.3-)

moderate persistent asthma (J45.4-)

severe persistent asthma (J45.5-)

J82.89 Other pulmonary eosinophilia, not elsewhere classified CC CC/MCC Ex0

AHA: Q4 2020

Allergic pneumonia

Löffler's pneumonia

Tropical (pulmonary) eosinophilia NOS

4th J84 Other interstitial pulmonary diseases

Code also, if applicable, associated condition

Excludes1 *drug-induced interstitial lung disorders (J70.2-J70.4)*

interstitial emphysema (J98.2)

Excludes1 *lung diseases due to external agents (J60-J70)*

5th J84.0 Alveolar and parieto-alveolar conditions

J84.01 Alveolar proteinosis CC HCC RxHCC CC/MCC Ex0

J84.02 Pulmonary alveolar microlithiasis CC HCC RxHCC CC/MCC Ex0

J84.03 Idiopathic pulmonary hemosiderosis CC HCC RxHCC CC/MCC Ex0

Essential brown induration of lung

Code first underlying disease, such as:

disorders of iron metabolism (E83.1-)

Excludes1 *acute idiopathic pulmonary hemorrhage in infants [AIPHI] (R04.81)*

J84.09 Other alveolar and parieto-alveolar conditions CC HCC RxHCC CC/MCC Ex0

5th J84.1 **Other interstitial pulmonary diseases with fibrosis**

***Code also,** if applicable, pulmonary fibrosis (chronic) due to inhalation of chemicals, gases, fumes or vapors (J68.4)

EXCLUDES1 *pulmonary fibrosis (chronic) following radiation (J70.1)*

J84.10 **Pulmonary fibrosis, unspecified** HCC RxHCC CC/MCC Ex0

AHA: Q2 2024

Capillary fibrosis of lung

Cirrhosis of lung (chronic) NOS

Fibrosis of lung (atrophic) (chronic) (confluent) (massive) (perialveolar) (peribronchial) NOS

Induration of lung (chronic) NOS

Postinflammatory pulmonary fibrosis

6th J84.11 **Idiopathic interstitial pneumonia**

EXCLUDES1 *lymphoid interstitial pneumonia (J84.2)*

pneumocystis pneumonia (B59)

J84.111 **Idiopathic interstitial pneumonia, not otherwise specified** HCC RxHCC CC/MCC Ex0

J84.112 **Idiopathic pulmonary fibrosis** HCC RxHCC CC/MCC Ex0

Cryptogenic fibrosing alveolitis

Idiopathic fibrosing alveolitis

J84.113 **Idiopathic non-specific interstitial pneumonitis** HCC RxHCC CC/MCC Ex0

EXCLUDES1 *non-specific interstitial pneumonia NOS, or due to known underlying cause (J84.89)*

J84.114 **Acute interstitial pneumonitis** CC HCC RxHCC CC/MCC Ex0

Hamman-Rich syndrome

EXCLUDES1 *pneumocystis pneumonia (B59)*

J84.115 **Respiratory bronchiolitis interstitial lung disease** HCC RxHCC CC/MCC Ex0

J84.116 **Cryptogenic organizing pneumonia** CC HCC RxHCC CC/MCC Ex0

EXCLUDES1 *organizing pneumonia NOS, or due to known underlying cause (J84.89)*

J84.117 **Desquamative interstitial pneumonia** CC HCC RxHCC CC/MCC Ex0

6th J84.17 **Other interstitial pulmonary diseases with fibrosis in diseases classified elsewhere**

J84.170 **Interstitial lung disease with progressive fibrotic phenotype in diseases classified elsewhere** HCC RxHCC

AHA: Q4 2020

Progressive fibrotic interstitial lung disease

Code first underlying disease, such as:

lung diseases due to external agents (J60-J70)

rheumatoid arthritis (M05.00-M06.9)

sarcoidosis (D86.-)

systemic connective tissue disorders (M30-M36)

J84.178 **Other interstitial pulmonary diseases with fibrosis in diseases classified elsewhere** HCC RxHCC

AHA: Q4 2020

Interstitial pneumonia (nonspecific) (usual) due to collagen vascular disease

Interstitial pneumonia (nonspecific) (usual) in diseases classified elsewhere

Organizing pneumonia due to collagen vascular disease

Organizing pneumonia in diseases classified elsewhere

Code first underlying disease, such as:

progressive systemic sclerosis (M34.0)

rheumatoid arthritis (M05.00-M06.9)

systemic lupus erythematosis (M32.0-M32.9)

J84.2 **Lymphoid interstitial pneumonia** CC HCC RxHCC CC/MCC Ex0

Lymphoid interstitial pneumonitis

5th J84.8 **Other specified interstitial pulmonary diseases**

EXCLUDES1 *exogenous lipoid pneumonia (J69.1)*

unspecified lipoid pneumonia (J69.1)

J84.81 **Lymphangioleiomyomatosis** HCC MCC RxHCC CC/MCC Ex0

Lymphangiomyomatosis

J84.82 **Adult pulmonary Langerhans cell histiocytosis** A CC HCC RxHCC CC/MCC Ex0

Adult PLCH

J84.83 **Surfactant mutations of the lung** MCC RxHCC CC/MCC Ex0

J84.84 **Other interstitial lung diseases of childhood**

J84.841 **Neuroendocrine cell hyperplasia of infancy** MCC RxHCC CC/MCC Ex0

J84.842 **Pulmonary interstitial glycogenosis** MCC RxHCC CC/MCC Ex0

J84.843 **Alveolar capillary dysplasia with vein misalignment** MCC RxHCC CC/MCC Ex0

J84.848 **Other interstitial lung diseases of childhood** MCC RxHCC CC/MCC Ex0

J84.89 **Other specified interstitial pulmonary diseases** HCC RxHCC CC/MCC Ex0

AHA: Q1 2021, Q4 2021, Q2 2019

Endogenous lipoid pneumonia

Interstitial pneumonitis

Non-specific interstitial pneumonitis NOS

Organizing pneumonia NOS

Code first, if applicable:

poisoning due to drug or toxin (T51-T65 with fifth or sixth character to indicate intent), for toxic pneumonopathy

underlying cause of pneumonopathy, if known

Use additional code, for adverse effect, to identify drug (T36-T50 with fifth or sixth character 5), if drug-induced

Excludes1 *cryptogenic organizing pneumonia (J84.116)*

idiopathic non-specific interstitial pneumonitis (J84.113)

lipoid pneumonia, exogenous or unspecified (J69.1)

lymphoid interstitial pneumonia (J84.2)

J84.9 **Interstitial pulmonary disease, unspecified** CC HCC RxHCC CC/MCC Ex0

Interstitial pneumonia NOS

Suppurative and necrotic conditions of the lower respiratory tract (J85-J86)

4th J85 **Abscess of lung and mediastinum**

Use additional code (B95-B97) to identify infectious agent.

J85.0 **Gangrene and necrosis of lung** HCC MCC CC/MCC Exc

J85.1 **Abscess of lung with pneumonia** HCC MCC CC/MCC Exc

Code also the type of pneumonia

J85.2 **Abscess of lung without pneumonia** HCC MCC CC/MCC Exc

Abscess of lung NOS

J85.3 **Abscess of mediastinum** HCC MCC CC/MCC Exc

4th J86 **Pyothorax**

Use additional code (B95-B97) to identify infectious agent.

EXCLUDES *abscess of lung (J85.-)*

pyothorax due to tuberculosis (A15.6)

J86.0 **Pyothorax with fistula** HCC MCC CC/MCC Exc

AHA: Q3 2024

Bronchocutaneous fistula

Bronchopleural fistula

Hepatopleural fistula

Mediastinal fistula

Pleural fistula

Thoracic fistula

Any condition classifiable to J86.9 with fistula

Code also, if applicable, disruption of internal operation (surgical) wound (T81.32-)

J86.9 **Pyothorax without fistula** HCC MCC CC/MCC Exc

Abscess of pleura

Abscess of thorax

Empyema (chest) (lung) (pleura)

Fibrinopurulent pleurisy

Purulent pleurisy

Pyopneumothorax

Septic pleurisy

Seropurulent pleurisy

Suppurative pleurisy

Other diseases of the pleura (J90-J94)

J90 **Pleural effusion, not elsewhere classified** CC CC/MCC Ex0

Encysted pleurisy
Pleural effusion NOS
Pleurisy with effusion (exudative) (serous)

EXCLUDES *chylous (pleural) effusion (J94.0)*
malignant pleural effusion (J91.0))
pleurisy NOS (R09.1)
tuberculous pleural effusion (A15.6)

4th J91 **Pleural effusion in conditions classified elsewhere**

EXCLUDES *pleural effusion in heart failure (I50.-)*
pleural effusion in systemic lupus erythematosus (M32.13)

J91.0 **Malignant pleural effusion** CC HCC CC/MCC Ex0

AHA: Q2 2024, Q3 2022

Code first underlying neoplasm (C00-D49)

J91.8 **Pleural effusion in other conditions classified elsewhere** CC CC/MCC Ex0

AHA: Q2 2015

Code first underlying disease, such as:
filariasis (B74.0-B74.9)
influenza (J09.X2, J10.1, J11.1)

4th J92 **Pleural plaque**

INCLUDES *pleural thickening*

J92.0 **Pleural plaque with presence of asbestos** CC/MCC Ex0

J92.9 **Pleural plaque without asbestos** CC/MCC Ex0

Pleural plaque NOS

4th J93 **Pneumothorax and air leak**

EXCLUDES *congenital or perinatal pneumothorax (P25.1)*
postprocedural air leak (J95.812)
postprocedural pneumothorax (J95.811)
traumatic pneumothorax (S27.0)
tuberculous (current disease) pneumothorax (A15.-)
pyopneumothorax (J86.-)

J93.0 **Spontaneous tension pneumothorax** MCC CC/MCC Ex0

5th J93.1 Other spontaneous pneumothorax

J93.11 Primary spontaneous pneumothorax CC CC/MCC Ex0

J93.12 Secondary spontaneous pneumothorax CC PDxIn CC/MCC Ex0

Code first underlying condition, such as:

catamenial pneumothorax due to endometriosis (N80.B-)

cystic fibrosis (E84.-)

eosinophilic pneumonia (J82.81-J82.82)

lymphangioleiomyomatosis (J84.81)

malignant neoplasm of bronchus and lung (C34.-)

Marfan syndrome (Q87.4-)

pneumonia due to Pneumocystis carinii (B59)

secondary malignant neoplasm of lung (C78.0-)

spontaneous rupture of the esophagus (K22.3)

5th J93.8 Other pneumothorax and air leak

J93.81 Chronic pneumothorax CC CC/MCC Ex0

J93.82 Other air leak CC CC/MCC Ex0

Persistent air leak

J93.83 Other pneumothorax CC CC/MCC Ex0

AHA: Q3 2020

Acute pneumothorax

Spontaneous pneumothorax NOS

J93.9 Pneumothorax, unspecified CC CC/MCC Ex0

Pneumothorax NOS

4th J94 Other pleural conditions

EXCLUDES *pleurisy NOS (R09.1)*

traumatic hemopneumothorax (S27.2)

traumatic hemothorax (S27.1)

tuberculous pleural conditions (current disease) (A15.-)

J94.0 Chylous effusion CC CC/MCC Ex0

Chyliform effusion

J94.1 Fibrothorax CC/MCC Ex0

J94.2 Hemothorax CC CC/MCC Ex0

Hemopneumothorax

J94.8 Other specified pleural conditions CC CC/MCC Ex0

AHA: Q3 2024, Q1 2021

Hydropneumothorax

Hydrothorax

J94.9 Pleural condition, unspecified CC/MCC Ex0

Intraoperative and postprocedural complications and disorders of respiratory system, not elsewhere classified (J95)

4th J95 Intraoperative and postprocedural complications and disorders of respiratory system, not elsewhere classified

EXCLUDES *aspiration pneumonia (J69.-)*
emphysema (subcutaneous) resulting from a procedure (T81.82)
hypostatic pneumonia (J18.2)
pulmonary manifestations due to radiation (J70.0-J70.1)

5th J95.0 Tracheostomy complications

J95.00 Unspecified tracheostomy complication CC HCC CC/MCC Exc

J95.01 Hemorrhage from tracheostomy stoma CC HCC CC/MCC Exc

J95.02 Infection of tracheostomy stoma CC HCC CC/MCC Exc

Use additional code to identify type of infection, such as:
cellulitis of neck (L03.221)
sepsis (A40, A41.-)

J95.03 Malfunction of tracheostomy stoma CC HCC CC/MCC Exc

Mechanical complication of tracheostomy stoma
Obstruction of tracheostomy airway
Tracheal stenosis due to tracheostomy

J95.04 Tracheo-esophageal fistula following tracheostomy CC HCC CC/MCC Exc

J95.09 Other tracheostomy complication CC HCC CC/MCC Exc

J95.1 Acute pulmonary insufficiency following thoracic surgery MCC CC/MCC Exc

EXCLUDES *Functional disturbances following cardiac surgery (I97.0, I97.1-)*

J95.2 Acute pulmonary insufficiency following nonthoracic surgery MCC CC/MCC Exc

EXCLUDES *Functional disturbances following cardiac surgery (I97.0, I97.1-)*

J95.3 Chronic pulmonary insufficiency following surgery MCC CC/MCC Exc

EXCLUDES *Functional disturbances following cardiac surgery (I97.0, I97.1-)*

J95.4 Chemical pneumonitis due to anesthesia CC CC/MCC Exc

Mendelson's syndrome
Postprocedural aspiration pneumonia
Use additional code for adverse effect, if applicable, to identify drug (T41.- with fifth or sixth character 5)

EXCLUDES *aspiration pneumonitis due to anesthesia complicating labor and delivery (O74.0)*
aspiration pneumonitis due to anesthesia complicating pregnancy (O29)
aspiration pneumonitis due to anesthesia complicating the puerperium (O89.01)

J95.5 Postprocedural subglottic stenosis CC CC/MCC Exc

J95.6 **Intraoperative hemorrhage and hematoma of a respiratory system organ or structure complicating a procedure**

EXCLUDES1 *intraoperative hemorrhage and hematoma of a respiratory system organ or structure due to accidental puncture and laceration during procedure (J95.7-)*

J95.61 **Intraoperative hemorrhage and hematoma of a respiratory system organ or structure complicating a respiratory system procedure** CC CC/MCC Ex0

J95.62 **Intraoperative hemorrhage and hematoma of a respiratory system organ or structure complicating other procedure** CC CC/MCC Ex0

J95.7 **Accidental puncture and laceration of a respiratory system organ or structure during a procedure**

EXCLUDES1 *postprocedural pneumothorax (J95.811)*

J95.71 **Accidental puncture and laceration of a respiratory system organ or structure during a respiratory system procedure** CC CC/MCC Ex0

J95.72 **Accidental puncture and laceration of a respiratory system organ or structure during other procedure** CC CC/MCC Ex0

J95.8 **Other intraoperative and postprocedural complications and disorders of respiratory system, not elsewhere classified**

J95.81 **Postprocedural pneumothorax and air leak**

J95.811 **Postprocedural pneumothorax** CC HAC CC/MCC Ex0

AHA: Q1 2021

J95.812 **Postprocedural air leak** CC CC/MCC Ex0

J95.82 **Postprocedural respiratory failure**

EXCLUDES1 *Respiratory failure in other conditions (J96.-)*

J95.821 **Acute postprocedural respiratory failure** MCC CC/MCC Ex0

AHA: Q4 2024

Postprocedural respiratory failure NOS

J95.822 **Acute and chronic postprocedural respiratory failure** MCC CC/MCC Ex0

J95.83 **Postprocedural hemorrhage of a respiratory system organ or structure following a procedure**

J95.830 **Postprocedural hemorrhage of a respiratory system organ or structure following a respiratory system procedure** CC CC/MCC Ex0

J95.831 **Postprocedural hemorrhage of a respiratory system organ or structure following other procedure** CC CC/MCC Ex0

AHA: Q2 2023

J95.84 **Transfusion-related acute lung injury (TRALI)** CC CC/MCC Ex0

J95.85 **Complication of respirator [ventilator]**

J95.850 **Mechanical complication of respirator** CC HCC CC/MCC Ex0

EXCLUDES1 *encounter for respirator [ventilator] dependence during power failure (Z99.12)*

J95.851 **Ventilator associated pneumonia** CC HCC CC/MCC Ex0

See Official Guidelines, "Documentation of Ventilator associated Pneumonia" I.C.10.d.1

AHA: Q2 2020, Q1 2017

Ventilator associated pneumonitis

Use additional code to identify the organism, if known (B95.-, B96.-, B97.-)

EXCLUDES1 *ventilator lung in newborn (P27.8)*

J95.859 **Other complication of respirator [ventilator]** CC HCC CC/MCC Ex0

AHA: Q1 2021

6th J95.86 Postprocedural hematoma and seroma of a respiratory system organ or structure following a procedure

J95.860 Postprocedural hematoma of a respiratory system organ or structure following a respiratory system procedure CC CC/MCC Ex0

J95.861 Postprocedural hematoma of a respiratory system organ or structure following other procedure CC CC/MCC Ex0

J95.862 Postprocedural seroma of a respiratory system organ or structure following a respiratory system procedure CC CC/MCC Ex0

J95.863 Postprocedural seroma of a respiratory system organ or structure following other procedure CC CC/MCC Ex0

J95.87 Transfusion-associated dyspnea (TAD) CC CC/MCC Ex0

AHA: Q4 2022

Excludes1 *transfusion associated circulatory overload (TACO) (E87.71)*

transfusion-related acute lung injury (TRALI) (J95.84)

J95.88 Other intraoperative complications of respiratory system, not elsewhere classified CC CC/MCC Ex0

J95.89 Other postprocedural complications and disorders of respiratory system, not elsewhere classified CC CC/MCC Ex0

Use additional code to identify disorder, such as:

aspiration pneumonia (J69.-)

bacterial or viral pneumonia (J12-J18)

Excludes1 *acute pulmonary insufficiency following thoracic surgery (J95.1)*

postprocedural subglottic stenosis (J95.5)

Other diseases of the respiratory system (J96-J99)

4th J96 **Respiratory failure, not elsewhere classified**

See Official Guidelines, "Acute respiratory failure as principal diagnosis" I.C.10.b.1

EXCLUDES1 *acute respiratory distress syndrome (J80)*
cardiorespiratory failure (R09.2)
newborn respiratory distress syndrome (P22.0)
postprocedural respiratory failure (J95.82-)
respiratory arrest (R09.2)
respiratory arrest of newborn (P28.81)
respiratory failure of newborn (P28.5)

5th J96.0 Acute **respiratory failure**

See Official Guidelines, "Vaping-related Disorders" I.C.10.e, "Acute respiratory manifestations of COVID-19" I.C.1.g.1.c

J96.00 **Acute respiratory failure, unspecified whether with hypoxia or hypercapnia** HCC MCC CC/MCC Ex0

AHA: Q3 2016

J96.01 **Acute respiratory failure with hypoxia** HCC MCC CC/MCC Ex0

AHA: Q2 2024, Q3 2020

J96.02 **Acute respiratory failure with hypercapnia** HCC MCC CC/MCC Ex0

Acute respiratory acidosis

5th J96.1 Chronic **respiratory failure**

See Official Guidelines, "Categories of Z codes - Status" I.C.21.c.3

J96.10 **Chronic respiratory failure, unspecified whether with hypoxia or hypercapnia** CC HCC CC/MCC Ex0

AHA: Q1 2021, Q4 2021, Q1 2016, Q1 2015

J96.11 **Chronic respiratory failure with hypoxia** CC HCC CC/MCC Ex0

J96.12 **Chronic respiratory failure with hypercapnia** CC HCC CC/MCC Ex0

Chronic respiratory acidosis

5th J96.2 Acute and chronic **respiratory failure**

See Official Guidelines, "Acute respiratory failure as principal diagnosis" I.C.10.b.1

Acute on chronic respiratory failure

J96.20 **Acute and chronic respiratory failure, unspecified whether with hypoxia or hypercapnia** HCC MCC CC/MCC Ex0

J96.21 **Acute and chronic respiratory failure with hypoxia** HCC MCC CC/MCC Ex0

J96.22 **Acute and chronic respiratory failure with hypercapnia** HCC MCC CC/MCC Ex0

5th J96.9 **Respiratory failure, unspecified**

J96.90 **Respiratory failure, unspecified, unspecified whether with hypoxia or hypercapnia** HCC MCC CC/MCC Ex0

AHA: Q1 2021, Q4 2021

J96.91 **Respiratory failure, unspecified with hypoxia** HCC MCC CC/MCC Ex0

J96.92 **Respiratory failure, unspecified with hypercapnia** HCC MCC CC/MCC Ex0

4th J98 **Other respiratory disorders**

Use additional code to identify:

exposure to environmental tobacco smoke (Z77.22)

exposure to tobacco smoke in the perinatal period (P96.81)

history of tobacco dependence (Z87.891)

occupational exposure to environmental tobacco smoke (Z57.31)

tobacco dependence (F17.-)

tobacco use (Z72.0)

excludes2 *newborn apnea (P28.4-)*

newborn sleep apnea (P28.3-)

excludes2 *apnea NOS (R06.81)*

sleep apnea (G47.3-)

5th J98.0 **Diseases of bronchus, not elsewhere classified**

J98.01 **Acute bronchospasm** CC/MCC Ex0

excludes2 *acute bronchiolitis with bronchospasm (J21.-)*

acute bronchitis with bronchospasm (J20.-)

asthma (J45.-)

exercise induced bronchospasm (J45.990)

J98.09 **Other diseases of bronchus, not elsewhere classified** CC/MCC Ex0

AHA: Q3 2022

Broncholithiasis

Calcification of bronchus

Stenosis of bronchus

Tracheobronchial collapse

Tracheobronchial dyskinesia

Ulcer of bronchus

5th J98.1 Pulmonary collapse

EXCLUDES1 *therapeutic collapse of lung status (Z98.3)*

J98.11 Atelectasis CC CC/MCC Ex0

EXCLUDES1 *newborn atelectasis*

tuberculous atelectasis (current disease) (A15)

J98.19 Other pulmonary collapse CC CC/MCC Ex0

J98.2 Interstitial emphysema HCC RxHCC

Mediastinal emphysema

EXCLUDES1 *emphysema NOS (J43.9)*

emphysema in newborn (P25.0)

surgical emphysema (subcutaneous) (T81.82)

traumatic subcutaneous emphysema (T79.7)

J98.3 Compensatory emphysema HCC RxHCC

J98.4 Other disorders of lung CC/MCC Ex0

AHA: Q2 2024, Q4 2017

Calcification of lung

Cystic lung disease (acquired)

Lung disease NOS

Pulmolithiasis

EXCLUDES1 *acute interstitial pneumonitis (J84.114)*

pulmonary insufficiency following surgery (J95.1-J95.2)

5th J98.5 Diseases of mediastinum, not elsewhere classified

EXCLUDES1 *abscess of mediastinum (J85.3)*

J98.51 Mediastinitis HAC MCC CC/MCC Ex0

AHA: Q4 2016

☛ **Code first** underlying condition, if applicable, such as postoperative mediastinitis (T81.-)

J98.59 Other diseases of mediastinum, not elsewhere classified HAC MCC CC/MCC Ex0

AHA: Q4 2016

Fibrosis of mediastinum

Hernia of mediastinum

Retraction of mediastinum

J98.6 **Disorders of diaphragm**

Diaphragmatitis

Paralysis of diaphragm

Relaxation of diaphragm

EXCLUDES *congenital malformation of diaphragm NEC (Q79.1)*

congenital diaphragmatic hernia (Q79.0)

EXCLUDES *diaphragmatic hernia (K44.-)*

J98.8 **Other specified respiratory disorders** CC/MCC Ex0

See Official Guidelines, "Acute respiratory manifestations of COVID-19" I.C.1.g.1.c

AHA: Q2 2025, Q1 2021, Q1 2020, Q4 2020

J98.9 **Respiratory disorder, unspecified** CC/MCC Ex0

Respiratory disease (chronic) NOS

J99 **Respiratory disorders in diseases classified elsewhere** HCC RxHCC

AHA: Q4 2020

Code first underlying disease, such as:

amyloidosis (E85.-)

ankylosing spondylitis (M45.-)

congenital syphilis (A50.-)

cryoglobulinemia (D89.1)

early congenital syphilis (A50.0-)

plasminogen deficiency (E88.02)

schistosomiasis (B65.0-B65.9)

EXCLUDES *respiratory disorders in:*

amebiasis (A06.5)

blastomycosis (B40.0-B40.2)

candidiasis (B37.1)

coccidioidomycosis (B38.0-B38.2)

cystic fibrosis with pulmonary manifestations (E84.0)

dermatomyositis (M33.01, M33.11)

histoplasmosis (B39.0-B39.2)

late syphilis (A52.72, A52.73)

polymyositis (M33.21)

Sjögren syndrome (M35.02)

systemic lupus erythematosus (M32.13)

systemic sclerosis (M34.81)

Wegener's granulomatosis (M31.30-M31.31)

Chapter 11: Diseases of the Digestive System (K00-K95)

Chapter-Specific Coding Guidelines

I.C.11. Chapter 11: Diseases of the Digestive System (K00-K95)

Reserved for future guideline expansion.

Anatomy of the Digestive System

Introduction

The digestive system, or digestive tract (Figure 11.a), is responsible for breaking down food into nutrients that can be readily absorbed into the bloodstream. The digestive tract begins at the mouth and ends at the anus. Many accessory glands support the digestive tract and secrete enzymes for digestion.

1. An Overview of the Digestive System

a) The process of digestion involves the breaking down of food into the simpler substances that can be utilized by multiple cells of the body for producing high energy (or ATP) molecules.
b) The digestive system is based on the processes of ingestion, peristalsis, digestion, absorption and defecation.
c) The mouth, pharynx, esophagus, stomach, small and large intestines, and anus are regarded as the organs of the digestive tract.
d) The teeth, tongue, salivary glands, liver, gall bladder and pancreas are known as the accessory or subordinate organs of the digestive tract.
e) The mucosa, submucosa, muscularis and adventitia (or serosa) are the coats (or tunics) of the digestive tract.

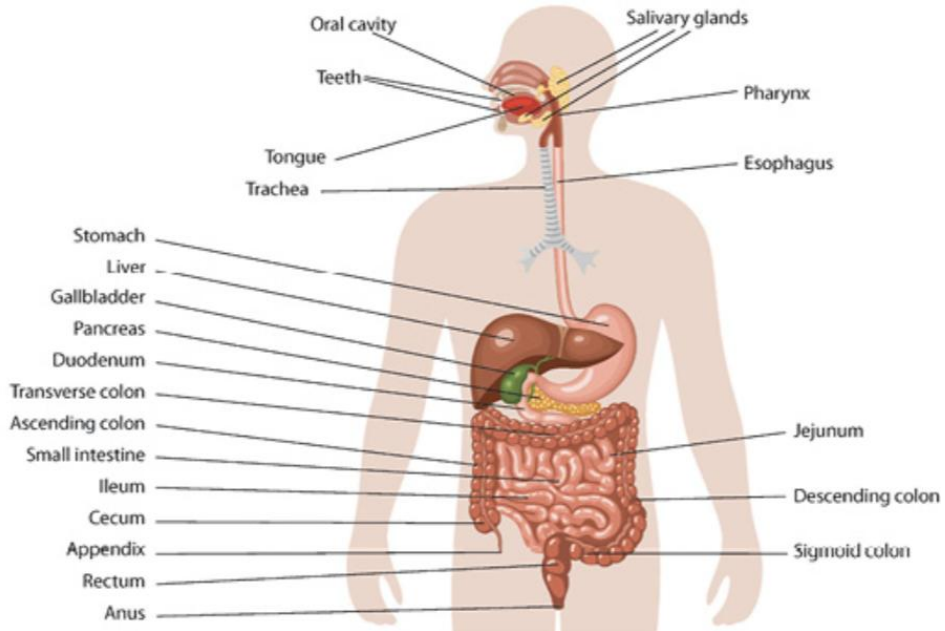

Figure 11.a Digestive System Anatomy

2. The Anatomy of the Oral Cavity

a) The oral cavity is also known as the mouth (Figure 11.b) and is the first portion of the alimentary canal that receives food and saliva.
b) The functions of the oral cavity are:
   i) taste (through the taste buds on tongue).
   ii) mechanical breakdown of the food by the teeth.
   iii) chemical digestion of carbohydrates by the salivary enzyme amylase.
c) The oral cavity is composed of the following components:
   i) mucus membrane that lines the oral cavity.
   ii) tongue that forms the floor of the oral cavity.
   iii) hard and soft palate that forms the roof of the oral cavity.
   iv) cheeks that form the sides of the oral cavity.

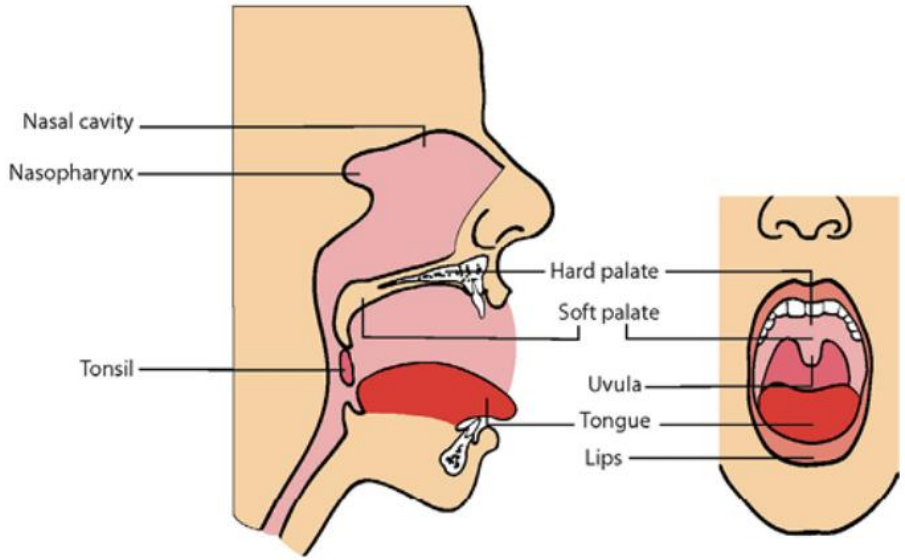

Figure 11.b Human Mouth

d) The salivary glands (Figure 11.c) are the exocrine glands that produce saliva. The parotid, submandibular (or submaxillary) and the sublingual glands are the three pairs of salivary glands.
e) A typical human tooth is made up of dentin and consists of the following components:
   i) crown, which remains covered with enamel.
   ii) neck (or cervix).
   iii) root.
   iv) periodontal ligament, which fixates the tooth into its alveolar socket.

3. The Anatomy of the Pharynx

a) The pharynx is the part of the throat that remains situated behind the nasal cavity and mouth and is a common passageway for food and air.
b) The nasopharynx, oropharynx and laryngopharynx are the three parts of the pharynx.
c) The pharynx is a part of both the digestive and respiratory systems and facilitates the process of speech production and swallowing (or deglutition).

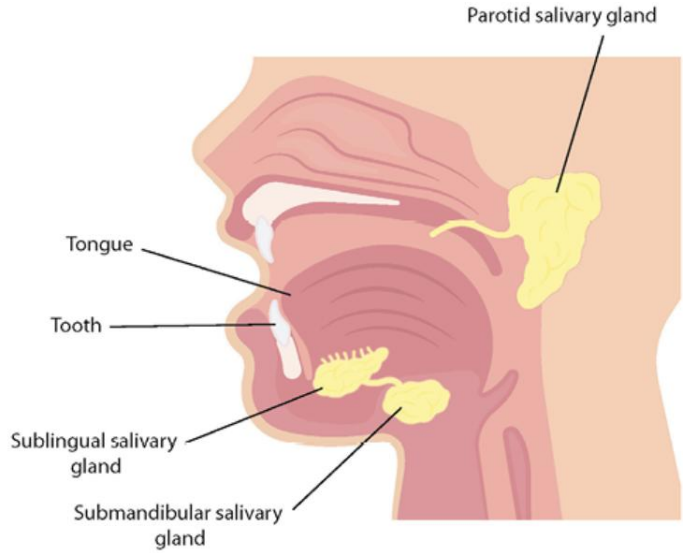

Figure 11.c The Salivary Glands

4. The Anatomy of the Esophagus

a) The esophagus is a muscular tube for transporting the food from the pharynx to the stomach through the esophageal hiatus (or opening in the diaphragm).
b) The food is propelled into the stomach via the lower esophageal sphincter. The movement of food is caused by the peristalsis (or symmetrical contraction and relaxation) of the smooth muscles.

5. The Anatomy of the Stomach

a) The stomach is a muscular and hollow organ of the digestive tract and facilitates the second phase of digestion. It is positioned between the esophagus and the small intestine.
b) The stomach aids in the digestion of food by performing the chemical breakdown of proteins through the protein-digesting enzyme pepsin.
c) The stomach is based on the following four parts:
    i) cardia
    ii) fundus
    iii) body
    iv) pylorus
d) The partially digested food (or chyme) is transported to the small intestine from the stomach.
e) There are three kind of secretory cells in the gastric glands of the stomach mucosa.
    i) zymogenic cells, which secrete pepsinogen.
    ii) parietal cells, which secrete hydrochloric acid.
    iii) mucous cells, which secrete mucus.
f) The stomach contains the below mentioned two sphincters (to retain the food contents inside it):
    i) esophageal sphincter, which is located in the cardiac region of the stomach.
    ii) pyloric sphincter, which demarcates the stomach from the small intestine.

6. The Anatomy of the Pancreas

a) The pancreas (Figure 11.d) is a glandular organ of both the digestive and endocrine systems.
b) The pancreas is an endocrine as well as exocrine gland, and secretes hormones (like insulin, glucagon, and somatostatin) and the pancreatic juice (which contains several digestive enzymes). The digestive enzymes of the pancreatic juice facilitate the breakdown of the carbohydrates, proteins, and lipids in the chyme (or the partially digested food).
c) The pancreas contains two types of the parenchymal tissues:
   i) pancreatic acini, which produce the digestive enzymes into the duodenum of the small intestine.
   ii) pancreatic islets of Langerhans, which secrete insulin and glucagon hormones into the blood for maintaining blood sugar levels.

7. The Anatomy of the Liver

a) The liver (Figure 11.d) is the largest glandular organ of the human body. It weighs about 1500g and is divided into the right and left lobes.
b) The lobules are the functional units of the liver.
c) The primary function of the liver is the storage of glycogen and secretion of bile. It also produces heparin, prothrombin, and thrombin.
d) The Kupffer cells (or stellate macrophages) of the liver perform phagocytosis of the bacteria and the worn out blood cells.
e) The liver stores various elements like copper, iron, and vitamins A, D, E, and K. It also helps to detoxify the poisonous substances in the human body, and produces bile salts for the emulsification (or break down) of the body fats.
f) The liver lobules facilitate the production of bile, which is then stored and concentrated in gall bladder.
g) The common bile duct carries the bile from the liver and gallbladder (Figure 11.d) to the duodenum. It is formed by the union of the cystic and hepatic ducts.
h) The porta hepatis is a transverse fissure in the middle visceral surface of the liver that gives passage to the hepatic portal vein, hepatic artery, hepatic nerve plexus, hepatic ducts, and the lymphatic vessels.

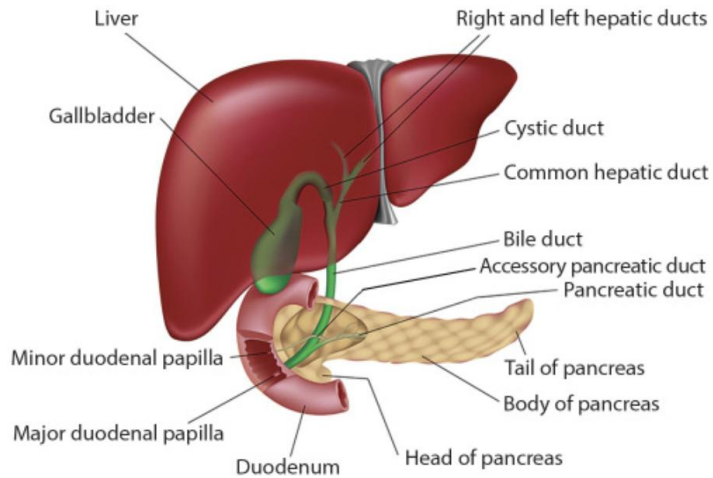

Figure 11.d Liver, Gallbladder, and Pancreas

8. The Anatomy of the Small Intestine

a) The small intestine extends from the pylorus of the stomach to the ileocecal junction. It is divided into the duodenum, jejunum and ileum.
b) The ileocecal valve serves to connect the small intestine with the large intestine.
c) The small intestine is involved in the completion of absorption of the digested food through the intestinal digestive enzymes, which are secreted by the intestinal glands (or the crypts of Lieberkuhn).
d) The Brunner's glands (or pancreal glands/duodenal glands) are the compound tubular submucosal glands of the duodenum that secrete alkaline mucus.

9. The Anatomy of the Large Intestine

a) The large intestine performs the following functions:
   i) reabsorption of water.
   ii) absorption and manufacture of vitamins.
   iii) formation and expulsion of feces.
b) The large intestine is based on cecum, colon, rectum, and anus.
c) The colon is divided into the following parts:
   i) ascending colon
   ii) right colic (or hepatic) flexure
   iii) transverse colon
   iv) left colic (or splenic) flexure
   v) descending colon
   vi) sigmoid colon
d) The rectum terminates at the anus. The dilated portion of the rectum where feces are stored (before their elimination through the anal canal) is termed as the rectal ampulla.

Common Pathologies

Appendicitis (Figure 11.e)

Inflammation of the appendix, which is usually acute and caused by the blocking of the appendix.

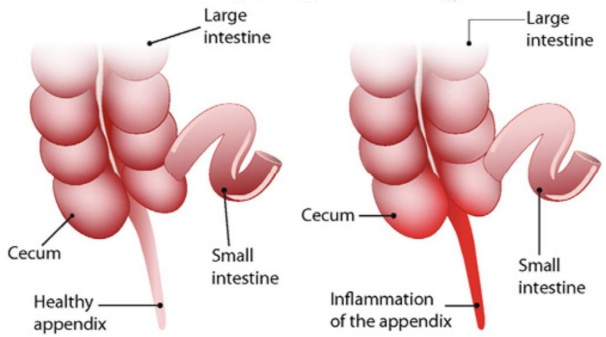

Figure 11.e Appendicitis

Ascites

Condition of abnormal accumulation of serous fluid in the peritoneal cavity.

Cirrhosis of Liver (Figure 11.f)

This is a chronic liver disease, which is characterized by destruction of liver cells that ultimately leads to ineffective liver function and jaundice.

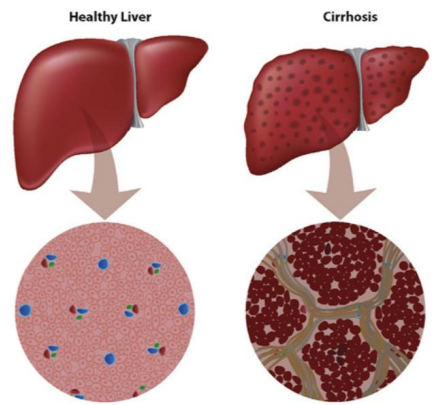

Figure 11.f Cirrhosis of the Liver

Diverticular Disease
This is a condition in which bulging pouches (known as diverticula) in the gastrointestinal (GI) tract push the mucosal lining through the surrounding muscle.

Dysentery
This is a condition that leads to inflammation of the intestine, especially of the colon, which may be caused by chemical irritants, bacteria, protozoa, or parasites.

Fistula
This is a condition in which there is an abnormal passage from one organ to another, or from a hollow organ to the surface.

Gastroesophageal Reflux Disease (GERD)
This is a condition that causes backflow (reflux) of gastric contents into the esophagus due to malfunction of the lower esophageal sphincter (LES).

Hematochezia
This is a condition marked by the passage of stools containing bright red blood.

Hemorrhoid (Figure 11.g)
This is a condition that causes a mass of enlarged, twisted varicose veins in the mucous membrane inside (internal) or just outside (external) the rectum; also known as piles.

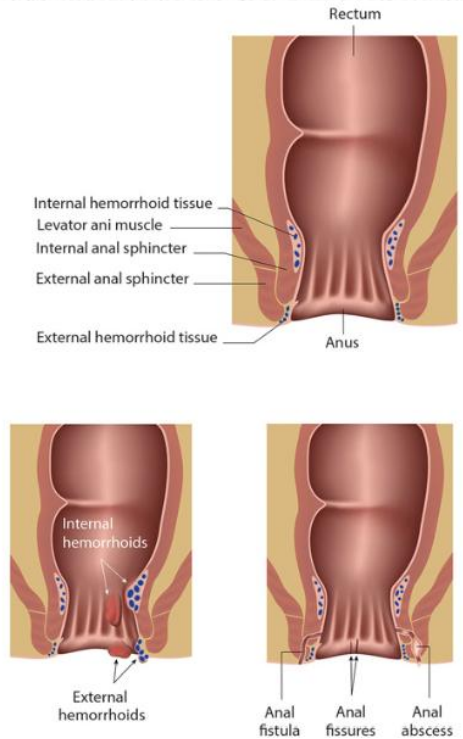

Figure 11.g Hemorrhoids and Other Anal Disorders

Hernia

This is a condition caused by the protrusion or projection of an organ or a part of an organ through the wall of the cavity that normally contains it. If a hernia protrudes through the diaphragm, it is called a Hiatal hernia (Figure 11.h).

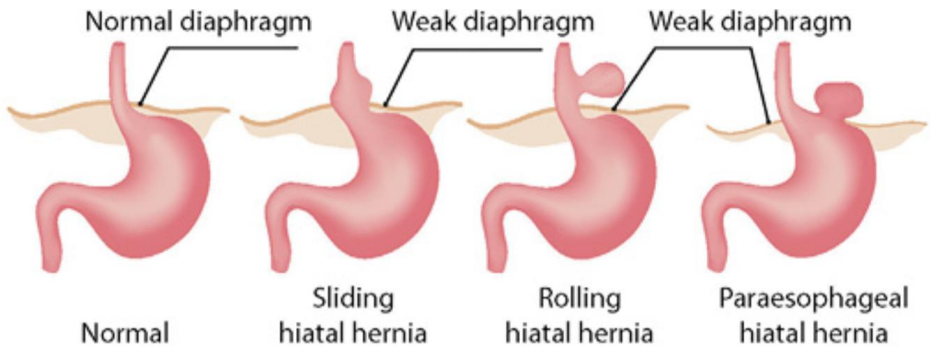

Figure 11.h Hiatal Hernia

Inflammatory Bowel Disease (IBD) (Figure 11.i)

This is a condition in which ulceration of the colon mucosa occurs. Ulcerative colitis and Crohn's disease are forms of IBD.

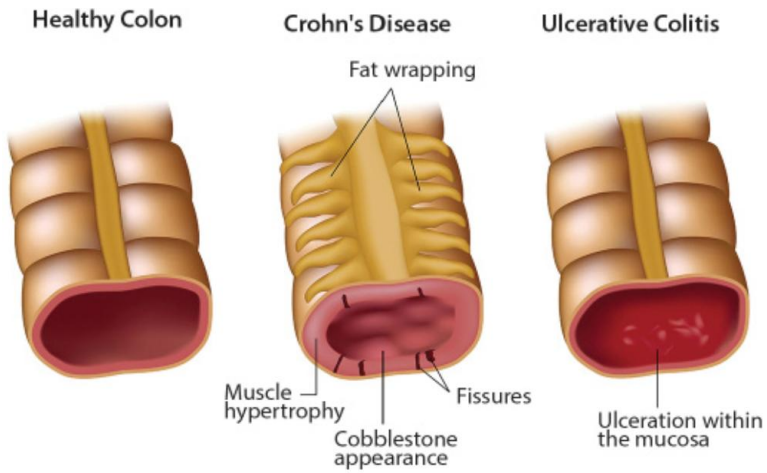

Figure 11.i Inflammatory Bowel Disease

Crohn's Disease
This is the condition of chronic IBD that usually affects the ileum but may affect any portion of the intestinal tract.

Ulcerative Colitis
This is the condition of chronic IBD of the colon characterized by episodes of diarrhea, rectal bleeding, and pain.

Irritable Bowel Syndrome (IBS)
This is the condition characterized by gastrointestinal signs and symptoms, including constipation, diarrhea, gas, and bloating, all in the absence of organic pathology; also called spastic colon.

Jaundice
This is the condition in which yellow discoloration of the skin, mucous membranes, and sclerae of the eyes is caused by excessive levels of bilirubin in the blood (hyperbilirubinemia).

Obesity
This is the condition in which a person accumulates an amount of fat that exceeds the body's skeletal and physical standards, usually an increase of 20 percent or more above ideal body weight.

Morbid Obesity
Condition of more severe obesity in which a person has a body mass index (BMI) of 40 or greater, which is generally 100 or more pounds over ideal body weight.

Polyp
A polyp is a small tumorlike, benign growth that projects from a mucous membrane surface.

Polyposis
This is a condition in which polyps develop in the intestinal tract.

Peptic Ulcer (Figure 11.j)
This condition is also known as peptic ulcer disease; these are the painful ulcers that usually arise in duodenum.

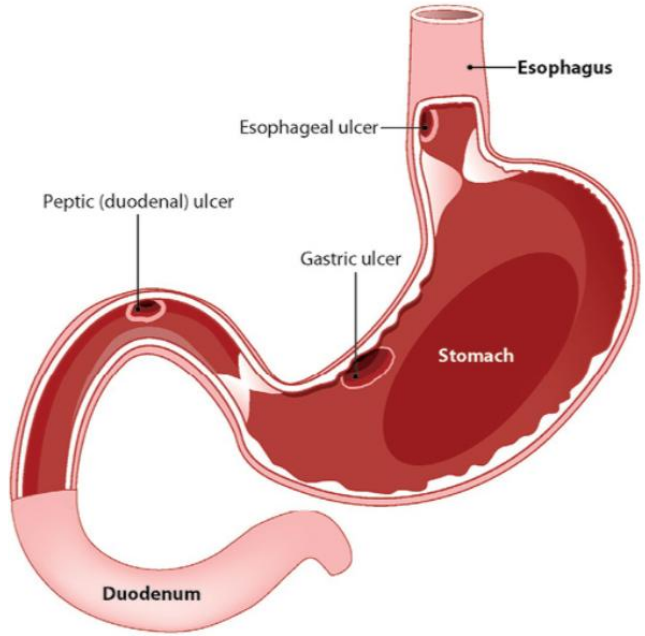

Figure 11.j Peptic Ulcer

Volvulus

This is a condition in which the bowel twists on itself, causing obstruction.

Diseases of the digestive system (K00-K95)

Excludes *certain conditions originating in the perinatal period (P04-P96)*
certain infectious and parasitic diseases (A00-B99)
complications of pregnancy, childbirth and the puerperium (O00-O9A)
congenital malformations, deformations and chromosomal abnormalities (Q00-Q99)
endocrine, nutritional and metabolic diseases (E00-E88)
injury, poisoning and certain other consequences of external causes (S00-T88)
neoplasms (C00-D49)
symptoms, signs and abnormal clinical and laboratory findings, not elsewhere classified (R00-R94)

This chapter contains the following blocks:

K00-K14	Diseases of oral cavity and salivary glands
K20-K31	Diseases of esophagus, stomach and duodenum
K35-K38	Diseases of appendix
K40-K46	Hernia
K50-K52	Noninfective enteritis and colitis
K55-K64	Other diseases of intestines
K65-K68	Diseases of peritoneum and retroperitoneum
K70-K77	Diseases of liver
K80-K87	Disorders of gallbladder, biliary tract and pancreas
K90-K95	Other diseases of the digestive system

Diseases of oral cavity and salivary glands (K00-K14)

4th K00 **Disorders of tooth development and eruption (Figure 11.1)**

EXCLUDES *embedded and impacted teeth (K01.-)*

K00.0 **Anodontia** CC/MCC Ex6

Hypodontia

Oligodontia

EXCLUDES *acquired absence of teeth (K08.1-)*

K00.1 **Supernumerary teeth** CC/MCC Ex6

Distomolar

Fourth molar

Mesiodens

Paramolar

Supplementary teeth

EXCLUDES *supernumerary roots (K00.2)*

K00.2 **Abnormalities of size and form of teeth** CC/MCC Ex6

Concrescence of teeth

Fusion of teeth

Gemination of teeth

Dens evaginatus

Dens in dente

Dens invaginatus

Enamel pearls

Macrodontia

Microdontia

Peg-shaped [conical] teeth

Supernumerary roots

Taurodontism

Tuberculum paramolare

EXCLUDES *abnormalities of teeth due to congenital syphilis (A50.5)*

tuberculum Carabelli, which is regarded as a normal variation and should not be coded

K00.3 Mottled teeth CC/MCC Ex0

Dental fluorosis
Mottling of enamel
Nonfluoride enamel opacities
EXCLUDES1 *deposits [accretions] on teeth (K03.6)*

K00.4 Disturbances in tooth formation CC/MCC Ex0

Aplasia and hypoplasia of cementum
Dilaceration of tooth
Enamel hypoplasia (neonatal) (postnatal) (prenatal)
Regional odontodysplasia
Turner's tooth
EXCLUDES1 *Hutchinson's teeth and mulberry molars in congenital syphilis (A50.5)*
EXCLUDES1 *mottled teeth (K00.3)*

K00.5 Hereditary disturbances in tooth structure, not elsewhere classified CC/MCC Ex0

Amelogenesis imperfecta
Dentinogenesis imperfecta
Odontogenesis imperfecta
Dentinal dysplasia
Shell teeth

K00.6 Disturbances in tooth eruption CC/MCC Ex0

Dentia praecox
Natal tooth
Neonatal tooth
Premature eruption of tooth
Premature shedding of primary [deciduous] tooth
Prenatal teeth
Retained [persistent] primary tooth
EXCLUDES1 *embedded and impacted teeth (K01.-)*

K00.7 Teething syndrome CC/MCC Ex0

K00.8 Other disorders of tooth development CC/MCC Ex0

Color changes during tooth formation
Intrinsic staining of teeth NOS
EXCLUDES1 *posteruptive color changes (K03.7)*

K00.9 Disorder of tooth development, unspecified CC/MCC Ex0

Disorder of odontogenesis NOS

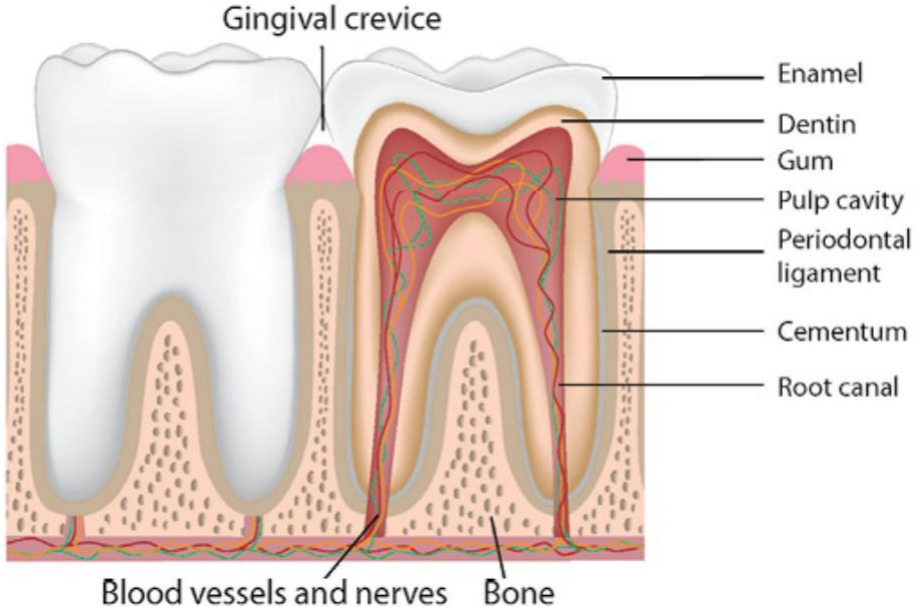

Figure 11.1 Tooth Anatomy

4th **K01 Embedded and impacted teeth**

EXCLUDES *abnormal position of fully erupted teeth (M26.3-)*

K01.0 Embedded teeth CC/MCC Ex0

K01.1 Impacted teeth CC/MCC Ex0

4th **K02 Dental caries**

DEFINITION: Dental caries means tooth decay or cavities.

INCLUDES *caries of dentine*
dental cavities
early childhood caries
pre-eruptive caries
recurrent caries (dentino enamel junction) (enamel) (to the pulp)
tooth decay

K02.3 Arrested dental caries CC/MCC Ex0

Arrested coronal and root caries

5th K02.5 **Dental caries on pit and fissure surface**

Dental caries on chewing surface of tooth

K02.51 **Dental caries on pit and fissure surface limited to enamel** CC/MCC Ex0

White spot lesions [initial caries] on pit and fissure surface of tooth

K02.52 **Dental caries on pit and fissure surface penetrating into dentin** CC/MCC Ex0

Primary dental caries, cervical origin

K02.53 **Dental caries on pit and fissure surface penetrating into pulp** CC/MCC Ex0

5th K02.6 **Dental caries on smooth surface**

K02.61 **Dental caries on smooth surface limited to enamel** CC/MCC Ex0

White spot lesions [initial caries] on smooth surface of tooth

K02.62 **Dental caries on smooth surface penetrating into dentin** CC/MCC Ex0

K02.63 **Dental caries on smooth surface penetrating into pulp** CC/MCC Ex0

K02.7 **Dental root caries** CC/MCC Ex0

K02.9 **Dental caries, unspecified** CC/MCC Ex0

4th K03 **Other diseases of hard tissues of teeth**

EXCLUDES *bruxism (F45.8)*

dental caries (K02.-)

teeth-grinding NOS (F45.8)

K03.0 **Excessive attrition of teeth** CC/MCC Ex0

Approximal wear of teeth

Occlusal wear of teeth

K03.1 **Abrasion of teeth** CC/MCC Ex0

Dentifrice abrasion of teeth

Habitual abrasion of teeth

Occupational abrasion of teeth

Ritual abrasion of teeth

Traditional abrasion of teeth

Wedge defect NOS

K03.2 Erosion of teeth CC/MCC Ex0

- Erosion of teeth due to diet
- Erosion of teeth due to drugs and medicaments
- Erosion of teeth due to persistent vomiting
- Erosion of teeth NOS
- Idiopathic erosion of teeth
- Occupational erosion of teeth

K03.3 Pathological resorption of teeth CC/MCC Ex0

- Internal granuloma of pulp
- Resorption of teeth (external)

K03.4 Hypercementosis CC/MCC Ex0

- Cementation hyperplasia

K03.5 Ankylosis of teeth CC/MCC Ex0

K03.6 Deposits [accretions] on teeth CC/MCC Ex0

- Betel deposits [accretions] on teeth
- Black deposits [accretions] on teeth
- Extrinsic staining of teeth NOS
- Green deposits [accretions] on teeth
- Materia alba deposits [accretions] on teeth
- Orange deposits [accretions] on teeth
- Staining of teeth NOS
- Subgingival dental calculus
- Supragingival dental calculus
- Tobacco deposits [accretions] on teeth

K03.7 Posteruptive color changes of dental hard tissues CC/MCC Ex0

Excludes1 *deposits [accretions] on teeth (K03.6)*

4th K04 **Diseases of pulp and periapical tissues**

5th K04.0 **Pulpitis**

Acute pulpitis

Chronic (hyperplastic) (ulcerative) pulpitis

K04.01 **Reversible pulpitis** CC CC/MCC Ex6

K04.02 **Irreversible pulpitis** CC CC/MCC Ex6

K04.1 **Necrosis of pulp** CC/MCC Ex6

Pulpal gangrene

K04.2 **Pulp degeneration** CC/MCC Ex6

Denticles

Pulpal calcifications

Pulpal stones

K04.3 **Abnormal hard tissue formation in pulp** CC/MCC Ex6

Secondary or irregular dentine

K04.4 **Acute apical periodontitis of pulpal origin** CC CC/MCC Ex6

Acute apical periodontitis NOS

EXCLUDES1 *acute periodontitis (K05.2-)*

K04.5 **Chronic apical periodontitis** CC/MCC Ex6

Apical or periapical granuloma

Apical periodontitis NOS

EXCLUDES1 *chronic periodontitis (K05.3-)*

K04.6 **Periapical abscess with sinus** CC/MCC Ex6

Dental abscess with sinus

Dentoalveolar abscess with sinus

K04.7 **Periapical abscess without sinus** CC/MCC Ex6

Dental abscess without sinus

Dentoalveolar abscess without sinus

K04.8 **Radicular cyst** CC/MCC Ex6

Apical (periodontal) cyst

Periapical cyst

Residual radicular cyst

EXCLUDES1 *lateral periodontal cyst (K09.0)*

5th K04.9 Other and unspecified diseases of pulp and periapical tissues

K04.90 Unspecified diseases of pulp and periapical tissues CC/MCC Ex0

K04.99 Other diseases of pulp and periapical tissues CC/MCC Ex0

4th K05 Gingivitis and periodontal diseases

Use additional code to identify:

alcohol abuse and dependence (F10.-)

exposure to environmental tobacco smoke (Z77.22)

exposure to tobacco smoke in the perinatal period (P96.81)

history of tobacco dependence (Z87.891)

occupational exposure to environmental tobacco smoke (Z57.31)

tobacco dependence (F17.-)

tobacco use (Z72.0)

5th K05.0 Acute gingivitis

EXCLUDES1 *acute necrotizing ulcerative gingivitis (A69.1)*

herpesviral [herpes simplex] gingivostomatitis (B00.2)

K05.00 Acute gingivitis, plaque induced CC/MCC Ex0

Acute gingivitis NOS

Plaque induced gingival disease

K05.01 Acute gingivitis, non-plaque induced CC/MCC Ex0

5th K05.1 Chronic gingivitis

Desquamative gingivitis (chronic)

Gingivitis (chronic) NOS

Hyperplastic gingivitis (chronic)

Pregnancy associated gingivitis

Simple marginal gingivitis (chronic)

Ulcerative gingivitis (chronic)

Code first, if applicable, diseases of the digestive system complicating pregnancy (O99.61-)

K05.10 Chronic gingivitis, plaque induced CC/MCC Ex0

Chronic gingivitis NOS

Gingivitis NOS

K05.11 Chronic gingivitis, non-plaque induced CC/MCC Ex0

5th K05.2 Aggressive periodontitis

Acute pericoronitis

EXCLUDES1 *acute apical periodontitis (K04.4)*

periapical abscess (K04.7)

periapical abscess with sinus (K04.6)

K05.20 Aggressive periodontitis, unspecified CC/MCC Ex0

6th K05.21 Aggressive periodontitis, localized

Periodontal abscess

K05.211 Aggressive periodontitis, localized, slight CC/MCC Ex0

K05.212 Aggressive periodontitis, localized, moderate CC/MCC Ex0

K05.213 Aggressive periodontitis, localized, severe CC/MCC Ex0

K05.219 Aggressive periodontitis, localized, unspecified severity CC/MCC Ex0

6th K05.22 Aggressive periodontitis, generalized

K05.221 Aggressive periodontitis, generalized, slight CC/MCC Ex0

K05.222 Aggressive periodontitis, generalized, moderate CC/MCC Ex0

K05.223 Aggressive periodontitis, generalized, severe CC/MCC Ex0

K05.229 Aggressive periodontitis, generalized, unspecified severity CC/MCC Ex0

5th K05.3 Chronic periodontitis

Chronic pericoronitis

Complex periodontitis

Periodontitis NOS

Simplex periodontitis

EXCLUDES1 *chronic apical periodontitis (K04.5)*

K05.30 Chronic periodontitis, unspecified CC/MCC Ex0

6th K05.31 Chronic periodontitis, localized

K05.311 Chronic periodontitis, localized, slight CC/MCC Ex0

K05.312 Chronic periodontitis, localized, moderate CC/MCC Ex0

K05.313 Chronic periodontitis, localized, severe CC/MCC Ex0

K05.319 Chronic periodontitis, localized, unspecified severity CC/MCC Ex0

6th K05.32 Chronic periodontitis, generalized
K05.321 Chronic periodontitis, generalized, slight CC/MCC Ex0
K05.322 Chronic periodontitis, generalized, moderate CC/MCC Ex0
K05.323 Chronic periodontitis, generalized, severe CC/MCC Ex0
K05.329 Chronic periodontitis, generalized, unspecified severity CC/MCC Ex0
K05.4 Periodontosis CC/MCC Ex0
Juvenile periodontosis
K05.5 Other periodontal diseases CC/MCC Ex0
Combined periodontic-endodontic lesion
Narrow gingival width (of periodontal soft tissue)
Excludes1 *leukoplakia of gingiva (K13.21)*
K05.6 Periodontal disease, unspecified CC/MCC Ex0
4th K06 Other disorders of gingiva and edentulous alveolar ridge
Excludes1 *acute gingivitis (K05.0)*
atrophy of edentulous alveolar ridge (K08.2)
chronic gingivitis (K05.1)
gingivitis NOS (K05.1)
5th K06.0 Gingival recession
Gingival recession (postinfective) (postprocedural)
6th K06.01 Gingival recession, localized
K06.010 Localized gingival recession, unspecified CC/MCC Ex0
Localized gingival recession, NOS
K06.011 Localized gingival recession, minimal CC/MCC Ex0
K06.012 Localized gingival recession, moderate CC/MCC Ex0
K06.013 Localized gingival recession, severe CC/MCC Ex0

6th K06.02 **Gingival recession, generalized**

K06.020 **Generalized gingival recession, unspecified** CC/MCC Ex0

Generalized gingival recession, NOS

K06.021 **Generalized gingival recession, minimal** CC/MCC Ex0

K06.022 **Generalized gingival recession, moderate** CC/MCC Ex0

K06.023 **Generalized gingival recession, severe** CC/MCC Ex0

K06.1 **Gingival enlargement** CC/MCC Ex0

Gingival fibromatosis

K06.2 **Gingival and edentulous alveolar ridge lesions associated with trauma** CC/MCC Ex0

Irritative hyperplasia of edentulous ridge [denture hyperplasia]

Use additional code (Chapter 20) to identify external cause or denture status (Z97.2)

K06.3 **Horizontal alveolar bone loss** CC/MCC Ex0

K06.8 **Other specified disorders of gingiva and edentulous alveolar ridge** CC/MCC Ex0

Fibrous epulis

Flabby alveolar ridge

Giant cell epulis

Peripheral giant cell granuloma of gingiva

Pyogenic granuloma of gingiva

Vertical ridge deficiency

Excludes *gingival cyst (K09.0)*

K06.9 **Disorder of gingiva and edentulous alveolar ridge, unspecified** CC/MCC Ex0

4th K08 **Other disorders of teeth and supporting structures**

Excludes *dentofacial anomalies [including malocclusion] (M26.-)*

disorders of jaw (M27.-)

K08.0 **Exfoliation of teeth due to systemic causes** CC/MCC Ex0

Code also underlying systemic condition

5th K08.1 **Complete loss of teeth**

Acquired loss of teeth, complete

EXCLUDES1 *congenital absence of teeth (K00.0)*

exfoliation of teeth due to systemic causes (K08.0)

partial loss of teeth (K08.4-)

6th K08.10 **Complete loss of teeth, unspecified cause**

K08.101 **Complete loss of teeth, unspecified cause, class I** CC/MCC Ex0

K08.102 **Complete loss of teeth, unspecified cause, class II** CC/MCC Ex0

K08.103 **Complete loss of teeth, unspecified cause, class III** CC/MCC Ex0

K08.104 **Complete loss of teeth, unspecified cause, class IV** CC/MCC Ex0

K08.109 **Complete loss of teeth, unspecified cause, unspecified class** CC/MCC Ex0

Edentulism NOS

6th K08.11 **Complete loss of teeth due to trauma**

K08.111 **Complete loss of teeth due to trauma, class I** CC/MCC Ex0

K08.112 **Complete loss of teeth due to trauma, class II** CC/MCC Ex0

K08.113 **Complete loss of teeth due to trauma, class III** CC/MCC Ex0

K08.114 **Complete loss of teeth due to trauma, class IV** CC/MCC Ex0

K08.119 **Complete loss of teeth due to trauma, unspecified class** CC/MCC Ex0

6th K08.12 **Complete loss of teeth due to periodontal diseases**

K08.121 **Complete loss of teeth due to periodontal diseases, class I** CC/MCC Ex0

K08.122 **Complete loss of teeth due to periodontal diseases, class II** CC/MCC Ex0

K08.123 **Complete loss of teeth due to periodontal diseases, class III** CC/MCC Ex0

K08.124 **Complete loss of teeth due to periodontal diseases, class IV** CC/MCC Ex0

K08.129 **Complete loss of teeth due to periodontal diseases, unspecified class** CC/MCC Ex0

6th K08.13 **Complete loss of teeth due to caries**

K08.131 **Complete loss of teeth due to caries, class I** CC/MCC Ex0

K08.132 **Complete loss of teeth due to caries, class II** CC/MCC Ex0

K08.133 **Complete loss of teeth due to caries, class III** CC/MCC Ex0

K08.134 **Complete loss of teeth due to caries, class IV** CC/MCC Ex0

K08.139 **Complete loss of teeth due to caries, unspecified class** CC/MCC Ex0

6th K08.19 Complete loss of teeth due to other specified cause

K08.191 Complete loss of teeth due to other specified cause, class I CC/MCC Ex0

K08.192 Complete loss of teeth due to other specified cause, class II CC/MCC Ex0

K08.193 Complete loss of teeth due to other specified cause, class III CC/MCC Ex0

K08.194 Complete loss of teeth due to other specified cause, class IV CC/MCC Ex0

K08.199 Complete loss of teeth due to other specified cause, unspecified class CC/MCC Ex0

5th K08.2 Atrophy of edentulous alveolar ridge

K08.20 Unspecified atrophy of edentulous alveolar ridge CC/MCC Ex0

Atrophy of the mandible NOS

Atrophy of the maxilla NOS

K08.21 Minimal atrophy of the mandible CC/MCC Ex0

Minimal atrophy of the edentulous mandible

K08.22 Moderate atrophy of the mandible CC/MCC Ex0

Moderate atrophy of the edentulous mandible

K08.23 Severe atrophy of the mandible CC/MCC Ex0

Severe atrophy of the edentulous mandible

K08.24 Minimal atrophy of maxilla CC/MCC Ex0

Minimal atrophy of the edentulous maxilla

K08.25 Moderate atrophy of the maxilla CC/MCC Ex0

Moderate atrophy of the edentulous maxilla

K08.26 Severe atrophy of the maxilla CC/MCC Ex0

Severe atrophy of the edentulous maxilla

K08.3 Retained dental root CC/MCC Ex0

5th K08.4 Partial loss of teeth

Acquired loss of teeth, partial

EXCLUDES1 *complete loss of teeth (K08.1-)*

congenital absence of teeth (K00.0)

EXCLUDES2 *exfoliation of teeth due to systemic causes (K08.0)*

- K08.40 Partial loss of teeth, unspecified cause
  - K08.401 Partial loss of teeth, unspecified cause, class I CC/MCC Ex0
  - K08.402 Partial loss of teeth, unspecified cause, class II CC/MCC Ex0
  - K08.403 Partial loss of teeth, unspecified cause, class III CC/MCC Ex0
  - K08.404 Partial loss of teeth, unspecified cause, class IV CC/MCC Ex0
  - K08.409 Partial loss of teeth, unspecified cause, unspecified class CC/MCC Ex0

    Tooth extraction status NOS
- K08.41 Partial loss of teeth due to trauma
  - K08.411 Partial loss of teeth due to trauma, class I CC/MCC Ex0
  - K08.412 Partial loss of teeth due to trauma, class II CC/MCC Ex0
  - K08.413 Partial loss of teeth due to trauma, class III CC/MCC Ex0
  - K08.414 Partial loss of teeth due to trauma, class IV CC/MCC Ex0
  - K08.419 Partial loss of teeth due to trauma, unspecified class CC/MCC Ex0
- K08.42 Partial loss of teeth due to periodontal diseases
  - K08.421 Partial loss of teeth due to periodontal diseases, class I CC/MCC Ex0
  - K08.422 Partial loss of teeth due to periodontal diseases, class II CC/MCC Ex0
  - K08.423 Partial loss of teeth due to periodontal diseases, class III CC/MCC Ex0
  - K08.424 Partial loss of teeth due to periodontal diseases, class IV CC/MCC Ex0
  - K08.429 Partial loss of teeth due to periodontal diseases, unspecified class CC/MCC Ex0
- K08.43 Partial loss of teeth due to caries
  - K08.431 Partial loss of teeth due to caries, class I CC/MCC Ex0
  - K08.432 Partial loss of teeth due to caries, class II CC/MCC Ex0
  - K08.433 Partial loss of teeth due to caries, class III CC/MCC Ex0
  - K08.434 Partial loss of teeth due to caries, class IV CC/MCC Ex0
  - K08.439 Partial loss of teeth due to caries, unspecified class CC/MCC Ex0
- K08.49 Partial loss of teeth due to other specified cause
  - K08.491 Partial loss of teeth due to other specified cause, class I CC/MCC Ex0
  - K08.492 Partial loss of teeth due to other specified cause, class II CC/MCC Ex0
  - K08.493 Partial loss of teeth due to other specified cause, class III CC/MCC Ex0
  - K08.494 Partial loss of teeth due to other specified cause, class IV CC/MCC Ex0
  - K08.499 Partial loss of teeth due to other specified cause, unspecified class CC/MCC Ex0

5th K08.5 **Unsatisfactory restoration of tooth**

Defective bridge, crown, filling

Defective dental restoration

EXCLUDES1 *dental restoration status (Z98.811)*

EXCLUDES2 *endosseous dental implant failure (M27.6-)*

unsatisfactory endodontic treatment (M27.5-)

K08.50 **Unsatisfactory restoration of tooth, unspecified** CC/MCC Ex0

Defective dental restoration NOS

K08.51 **Open restoration margins of tooth** CC/MCC Ex0

Dental restoration failure of marginal integrity

Open margin on tooth restoration

Poor gingival margin to tooth restoration

K08.52 **Unrepairable overhanging of dental restorative materials** CC/MCC Ex0

Overhanging of tooth restoration

6th K08.53 **Fractured dental restorative material**

EXCLUDES1 *cracked tooth (K03.81)*

traumatic fracture of tooth (S02.5)

K08.530 **Fractured dental restorative material without loss of material** CC/MCC Ex0

K08.531 **Fractured dental restorative material with loss of material** CC/MCC Ex0

K08.539 **Fractured dental restorative material, unspecified** CC/MCC Ex0

K08.54 **Contour of existing restoration of tooth biologically incompatible with oral health** CC/MCC Ex0

Dental restoration failure of periodontal anatomical integrity

Unacceptable contours of existing restoration of tooth

Unacceptable morphology of existing restoration of tooth

K08.55 **Allergy to existing dental restorative material** CC/MCC Ex0

Use additional code to identify the specific type of allergy

K08.56 **Poor aesthetic of existing restoration of tooth** CC/MCC Ex0

Dental restoration aesthetically inadequate or displeasing

K08.59 **Other unsatisfactory restoration of tooth** CC/MCC Ex0

Other defective dental restoration

5th K08.8 **Other specified disorders of teeth and supporting structures**

K08.81 **Primary occlusal trauma** CC/MCC Ex6

K08.82 **Secondary occlusal trauma** CC/MCC Ex6

K08.89 **Other specified disorders of teeth and supporting structures** CC/MCC Ex6

Enlargement of alveolar ridge NOS
Insufficient anatomic crown height
Insufficient clinical crown length
Irregular alveolar process
Toothache NOS

K08.9 **Disorder of teeth and supporting structures, unspecified** CC/MCC Ex6

4th K09 **Cysts of oral region, not elsewhere classified**

INCLUDES *lesions showing histological features both of aneurysmal cyst and of another fibro-osseous lesion*

EXCLUDES *cysts of jaw (M27.0-, M27.4-)*
radicular cyst (K04.8)

K09.0 **Developmental odontogenic cysts**

Dentigerous cyst
Eruption cyst
Follicular cyst
Gingival cyst
Lateral periodontal cyst
Primordial cyst

EXCLUDES *keratocysts (D16.4, D16.5)*
odontogenic keratocystic tumors (D16.4, D16.5)

K09.1 **Developmental (nonodontogenic) cysts of oral region**

Cyst (of) incisive canal
Cyst (of) palatine of papilla
Globulomaxillary cyst
Median palatal cyst
Nasoalveolar cyst
Nasolabial cyst
Nasopalatine duct cyst

K09.8 **Other cysts of oral region, not elsewhere classified**

Dermoid cyst

Epidermoid cyst

Lymphoepithelial cyst

Epstein's pearl

K09.9 **Cyst of oral region, unspecified**

4th K11 **Diseases of salivary glands**

Use additional code to identify:

alcohol abuse and dependence (F10.-)

exposure to environmental tobacco smoke (Z77.22)

exposure to tobacco smoke in the perinatal period (P96.81)

history of tobacco dependence (Z87.891)

occupational exposure to environmental tobacco smoke (Z57.31)

tobacco dependence (F17.-)

tobacco use (Z72.0)

K11.0 **Atrophy of salivary gland** CC/MCC Ex0

K11.1 **Hypertrophy of salivary gland** CC/MCC Ex0

5th K11.2 **Sialoadenitis**

Parotitis

EXCLUDES *epidemic parotitis (B26.-)*

mumps (B26.-)

uveoparotid fever [Heerfordt] (D86.89)

K11.20 **Sialoadenitis, unspecified** CC/MCC Ex0

K11.21 **Acute sialoadenitis** CC/MCC Ex0

EXCLUDES *acute recurrent sialoadenitis (K11.22)*

K11.22 **Acute recurrent sialoadenitis** CC/MCC Ex0

K11.23 **Chronic sialoadenitis** CC/MCC Ex0

K11.3 **Abscess of salivary gland** CC CC/MCC Ex0

K11.4 Fistula of salivary gland CC CC/MCC Ex6

EXCLUDES1 *congenital fistula of salivary gland (Q38.4)*

K11.5 Sialolithiasis CC/MCC Ex6

Calculus of salivary gland or duct

Stone of salivary gland or duct

K11.6 Mucocele of salivary gland CC/MCC Ex6

Mucous extravasation cyst of salivary gland

Mucous retention cyst of salivary gland

Ranula

K11.7 Disturbances of salivary secretion CC/MCC Ex6

Hypoptyalism

Ptyalism

Xerostomia

EXCLUDES1 *dry mouth NOS (R68.2)*

K11.8 Other diseases of salivary glands CC/MCC Ex6

Benign lymphoepithelial lesion of salivary gland

Mikulicz' disease

Necrotizing sialometaplasia

Sialectasia

Stenosis of salivary duct

Stricture of salivary duct

EXCLUDES1 *Sjögren syndrome (M35.0-)*

K11.9 Disease of salivary gland, unspecified CC/MCC Ex6

Sialoadenopathy NOS

K12 Stomatitis and related lesions

Use additional code to identify:

- alcohol abuse and dependence (F10.-)
- exposure to environmental tobacco smoke (Z77.22)
- exposure to tobacco smoke in the perinatal period (P96.81)
- history of tobacco dependence (Z87.891)
- occupational exposure to environmental tobacco smoke (Z57.31)
- tobacco dependence (F17.-)
- tobacco use (Z72.0)

EXCLUDES *cancrum oris (A69.0)*
cheilitis (K13.0)
gangrenous stomatitis (A69.0)
herpesviral [herpes simplex] gingivostomatitis (B00.2)
noma (A69.0)

K12.0 Recurrent oral aphthae

Aphthous stomatitis (major) (minor)
Bednar's aphthae
Periadenitis mucosa necrotica recurrens
Recurrent aphthous ulcer
Stomatitis herpetiformis

K12.1 Other forms of stomatitis CC/MCC Ex6

Stomatitis NOS
Denture stomatitis
Ulcerative stomatitis
Vesicular stomatitis

EXCLUDES *acute necrotizing ulcerative stomatitis (A69.1)*
Vincent's stomatitis (A69.1)

K12.2 Cellulitis and abscess of mouth CC CC/MCC Ex6

Cellulitis of mouth (floor)
Submandibular abscess

EXCLUDES *abscess of salivary gland (K11.3)*
abscess of tongue (K14.0)
periapical abscess (K04.6-K04.7)
periodontal abscess (K05.21)
peritonsillar abscess (J36)

5th K12.3 **Oral mucositis (ulcerative)**

Mucositis (oral) (oropharyngeal)

DEFINITION *gastrointestinal mucositis (ulcerative) (K92.81)*

mucositis (ulcerative) of vagina and vulva (N76.81)

nasal mucositis (ulcerative) (J34.81)

K12.30 **Oral mucositis (ulcerative), unspecified** CC/MCC Ex6

K12.31 **Oral mucositis (ulcerative) due to antineoplastic therapy** CC/MCC Ex6

Use additional code for adverse effect, if applicable, to identify antineoplastic and immunosuppressive drugs (T45.1X5)

Use additional code for other antineoplastic therapy, such as:

radiological procedure and radiotherapy (Y84.2)

K12.32 **Oral mucositis (ulcerative) due to other drugs** CC/MCC Ex6

Use additional code for adverse effect, if applicable, to identify drug (T36-T50 with fifth or sixth character 5)

K12.33 **Oral mucositis (ulcerative) due to radiation** CC/MCC Ex6

Use additional external cause code (W88-W90, X39.0-) to identify cause

K12.39 **Other oral mucositis (ulcerative)** CC/MCC Ex6

Viral oral mucositis (ulcerative)

4th K13 **Other diseases of lip and oral mucosa**

INCLUDES *epithelial disturbances of tongue*

Use additional code to identify:

alcohol abuse and dependence (F10.-)

exposure to environmental tobacco smoke (Z77.22)

exposure to tobacco smoke in the perinatal period (P96.81)

history of tobacco dependence (Z87.891)

occupational exposure to environmental tobacco smoke (Z57.31)

tobacco dependence (F17.-)

tobacco use (Z72.0)

DEFINITION *certain disorders of gingiva and edentulous alveolar ridge (K05-K06)*

cysts of oral region (K09.-)

diseases of tongue (K14.-)

stomatitis and related lesions (K12.-)

K13.0 Diseases of lips

Abscess of lips
Angular cheilitis
Cellulitis of lips
Cheilitis NOS
Cheilodynia
Cheilosis
Exfoliative cheilitis
Fistula of lips
Glandular cheilitis
Hypertrophy of lips
Perlèche NEC

EXCLUDES *ariboflavinosis (E53.0)*
cheilitis due to radiation-related disorders (L55-L59)
congenital fistula of lips (Q38.0)
congenital hypertrophy of lips (Q18.6)
Perlèche due to candidiasis (B37.83)
Perlèche due to riboflavin deficiency (E53.0)

K13.1 Cheek and lip biting

5th **K13.2 Leukoplakia and other disturbances of oral epithelium, including tongue**

EXCLUDES *carcinoma in situ of oral epithelium (D00.0-)*
hairy leukoplakia (K13.3)

K13.21 Leukoplakia of oral mucosa, including tongue

Leukokeratosis of oral mucosa
Leukoplakia of gingiva, lips, tongue

EXCLUDES *hairy leukoplakia (K13.3)*
leukokeratosis nicotina palati (K13.24)

K13.22 Minimal keratinized residual ridge mucosa

Minimal keratinization of alveolar ridge mucosa

K13.23 Excessive keratinized residual ridge mucosa

Excessive keratinization of alveolar ridge mucosa

K13.24 Leukokeratosis nicotina palati

Smoker's palate

K13.29 Other disturbances of oral epithelium, including tongue

Erythroplakia of mouth or tongue
Focal epithelial hyperplasia of mouth or tongue
Leukoedema of mouth or tongue
Other oral epithelium disturbances

K13.3 Hairy leukoplakia

K13.4 Granuloma and granuloma-like lesions of oral mucosa

Eosinophilic granuloma
Granuloma pyogenicum
Verrucous xanthoma

K13.5 Oral submucous fibrosis

Submucous fibrosis of tongue

K13.6 Irritative hyperplasia of oral mucosa

EXCLUDES *irritative hyperplasia of edentulous ridge [denture hyperplasia] (K06.2)*

5th **K13.7 Other and unspecified lesions of oral mucosa**

K13.70 Unspecified lesions of oral mucosa

K13.79 Other lesions of oral mucosa

AHA: Q2 2022
Focal oral mucinosis

4th **K14 Diseases of tongue**

Use additional code to identify:
alcohol abuse and dependence (F10.-)
exposure to environmental tobacco smoke (Z77.22)
history of tobacco dependence (Z87.891)
occupational exposure to environmental tobacco smoke (Z57.31)
tobacco dependence (F17.-)
tobacco use (Z72.0)

EXCLUDES *erythroplakia (K13.29)*
focal epithelial hyperplasia (K13.29)
leukoedema of tongue (K13.29)
leukoplakia of tongue (K13.21)
hairy leukoplakia (K13.3)
macroglossia (congenital) (Q38.2)
submucous fibrosis of tongue (K13.5)

K14.0 Glossitis CC/MCC Ex0

- Abscess of tongue
- Ulceration (traumatic) of tongue
- EXCLUDES *atrophic glossitis (K14.4)*

K14.1 Geographic tongue

- Benign migratory glossitis
- Glossitis areata exfoliativa

K14.2 Median rhomboid glossitis CC/MCC Ex0

K14.3 Hypertrophy of tongue papillae

- Black hairy tongue
- Coated tongue
- Hypertrophy of foliate papillae
- Lingua villosa nigra

K14.4 Atrophy of tongue papillae

- Atrophic glossitis

K14.5 Plicated tongue

- Fissured tongue
- Furrowed tongue
- Scrotal tongue
- EXCLUDES *fissured tongue, congenital (Q38.3)*

K14.6 Glossodynia

- Glossopyrosis
- Painful tongue

K14.8 Other diseases of tongue

- Atrophy of tongue
- Crenated tongue
- Enlargement of tongue
- Glossocele
- Glossoptosis
- Hypertrophy of tongue

K14.9 Disease of tongue, unspecified

- Glossopathy NOS

Diseases of esophagus, stomach and duodenum (K20-K31)

EXCLUDES *hiatus hernia (K44.-)*

4th K20 **Esophagitis**

Use additional code to identify:

alcohol abuse and dependence (F10.-)

EXCLUDES *erosion of esophagus (K22.1-)*

esophagitis with gastro-esophageal reflux disease (K21.0-)

reflux esophagitis (K21.0-)

ulcerative esophagitis (K22.1-)

EXCLUDES *eosinophilic gastritis or gastroenteritis (K52.81)*

K20.0 **Eosinophilic esophagitis**

AHA: Q4 2020

5th K20.8 **Other esophagitis**

K20.80 **Other esophagitis without bleeding**

AHA: Q4 2020

Abscess of esophagus

Other esophagitis NOS

K20.81 **Other esophagitis with bleeding** MCC CC/MCC Ex0

AHA: Q4 2020

5th K20.9 **Esophagitis, unspecified**

K20.90 **Esophagitis, unspecified without bleeding**

AHA: Q4 2020

Esophagitis NOS

K20.91 **Esophagitis, unspecified with bleeding** MCC CC/MCC Ex0

AHA: Q4 2020

4th K21 **Gastro-esophageal reflux disease**

EXCLUDES *newborn esophageal reflux (P78.83)*

5th K21.0 Gastro-esophageal reflux disease with esophagitis

K21.00 Gastro-esophageal reflux disease with esophagitis, without bleeding

AHA: Q4 2020

Reflux esophagitis

K21.01 Gastro-esophageal reflux disease with esophagitis, with bleeding MCC CC/MCC Ex6

AHA: Q4 2020

K21.9 Gastro-esophageal reflux disease without esophagitis CC/MCC Ex6

AHA: Q1 2016

Esophageal reflux NOS

4th K22 Other diseases of esophagus

EXCLUDES *esophageal varices (I85.-)*

K22.0 Achalasia of cardia

Achalasia NOS

Cardiospasm

EXCLUDES *congenital cardiospasm (Q39.5)*

5th K22.1 Ulcer of esophagus

Barrett's ulcer

Erosion of esophagus

Fungal ulcer of esophagus

Peptic ulcer of esophagus

Ulcer of esophagus due to ingestion of chemicals

Ulcer of esophagus due to ingestion of drugs and medicaments

Ulcerative esophagitis

Code first poisoning due to drug or toxin, if applicable (T36-T65 with fifth or sixth character 1-4)

Use additional code for adverse effect, if applicable, to identify drug (T36-T50 with fifth or sixth character 5)

EXCLUDES *Barrett's esophagus (K22.7-)*

K22.10 Ulcer of esophagus without bleeding CC CC/MCC Ex6

Ulcer of esophagus NOS

K22.11 Ulcer of esophagus with bleeding MCC CC/MCC Ex6

AHA: Q1 2023, Q3 2018

EXCLUDES *bleeding esophageal varices (I85.01, I85.11)*

K22.2 **Esophageal obstruction**

AHA: Q2 2024

Compression of esophagus

Constriction of esophagus

Stenosis of esophagus

Stricture of esophagus

EXCLUDES1 *congenital stenosis or stricture of esophagus (Q39.3)*

K22.3 **Perforation of esophagus** MCC CC/MCC Exc

Rupture of esophagus

EXCLUDES1 *traumatic perforation of (thoracic) esophagus (S27.8-)*

K22.4 **Dyskinesia of esophagus**

AHA: Q2 2025

Corkscrew esophagus

Diffuse esophageal spasm

Spasm of esophagus

EXCLUDES1 *cardiospasm (K22.0)*

K22.5 **Diverticulum of esophagus, acquired**

Esophageal pouch, acquired

EXCLUDES1 *diverticulum of esophagus (congenital) (Q39.6)*

K22.6 **Gastro-esophageal laceration-hemorrhage syndrome** MCC CC/MCC Exc

Mallory-Weiss syndrome

5th K22.7 **Barrett's esophagus**

Barrett's disease

Barrett's syndrome

EXCLUDES1 *Barrett's ulcer (K22.1)*

malignant neoplasm of esophagus (C15.-)

K22.70 **Barrett's esophagus without dysplasia** CC/MCC Exc

Barrett's esophagus NOS

6th K22.71 Barrett's esophagus with dysplasia

K22.710 Barrett's esophagus with low grade dysplasia CC/MCC Ex8

K22.711 Barrett's esophagus with high grade dysplasia CC/MCC Ex8

K22.719 Barrett's esophagus with dysplasia, unspecified CC/MCC Ex8

5th K22.8 Other specified diseases of esophagus

EXCLUDES1 *esophageal varices (I85.-)*

Paterson-Kelly syndrome (D50.1)

K22.81 Esophageal polyp

EXCLUDES1 *benign neoplasm of esophagus (D13.0)*

K22.82 Esophagogastric junction polyp

EXCLUDES1 *benign neoplasm of stomach (D13.1)*

K22.89 Other specified disease of esophagus

AHA: Q2 2024

Hemorrhage of esophagus NOS

K22.9 Disease of esophagus, unspecified CC/MCC Ex8

K23 Disorders of esophagus in diseases classified elsewhere

Code first underlying disease, such as:

congenital syphilis (A50.5)

EXCLUDES1 *late syphilis (A52.79)*

megaesophagus due to Chagas' disease (B57.31)

tuberculosis (A18.83)

4th K25 Gastric ulcer

INCLUDES *erosion (acute) of stomach*

pylorus ulcer (peptic)

stomach ulcer (peptic)

Use additional code to identify:

alcohol abuse and dependence (F10.-)

EXCLUDES1 *acute gastritis (K29.0-)*

peptic ulcer NOS (K27.-)

K25.0 Acute gastric ulcer with hemorrhage MCC CC/MCC Ex0

AHA: Q1 2023

K25.1 Acute gastric ulcer with perforation HCC MCC CC/MCC Ex0

K25.2 Acute gastric ulcer with both hemorrhage and perforation HCC MCC CC/MCC Ex0

K25.3 Acute gastric ulcer without hemorrhage or perforation CC CC/MCC Ex0

K25.4 Chronic or unspecified gastric ulcer with hemorrhage MCC CC/MCC Ex0

AHA: Q3 2017

K25.5 Chronic or unspecified gastric ulcer with perforation HCC MCC CC/MCC Ex0

K25.6 Chronic or unspecified gastric ulcer with both hemorrhage and perforation HCC MCC CC/MCC Ex0

K25.7 Chronic gastric ulcer without hemorrhage or perforation CC/MCC Ex0

K25.9 Gastric ulcer, unspecified as acute or chronic, without hemorrhage or perforation CC/MCC Ex0

AHA: Q1 2021

4th K26 Duodenal ulcer

INCLUDES *erosion (acute) of duodenum*
duodenum ulcer (peptic)
postpyloric ulcer (peptic)

Use additional code to identify:
alcohol abuse and dependence (F10.-)

EXCLUDES1 *peptic ulcer NOS (K27.-)*

K26.0 Acute duodenal ulcer with hemorrhage MCC CC/MCC Ex0

K26.1 Acute duodenal ulcer with perforation HCC MCC CC/MCC Ex0

K26.2 Acute duodenal ulcer with both hemorrhage and perforation HCC MCC CC/MCC Ex0

K26.3 Acute duodenal ulcer without hemorrhage or perforation CC CC/MCC Ex0

K26.4 Chronic or unspecified duodenal ulcer with hemorrhage MCC CC/MCC Ex0

AHA: Q1 2016

K26.5 Chronic or unspecified duodenal ulcer with perforation HCC MCC CC/MCC Ex0

K26.6 Chronic or unspecified duodenal ulcer with both hemorrhage and perforation HCC MCC CC/MCC Ex0

K26.7 Chronic duodenal ulcer without hemorrhage or perforation CC/MCC Ex0

AHA: Q2 2023

K26.9 Duodenal ulcer, unspecified as acute or chronic, without hemorrhage or perforation CC/MCC Ex0

K27 Peptic ulcer, site unspecified

INCLUDES *gastroduodenal ulcer NOS*
peptic ulcer NOS

Use additional code to identify:
alcohol abuse and dependence (F10.-)

EXCLUDES1 *peptic ulcer of newborn (P78.82)*

K27.0 Acute peptic ulcer, site unspecified, with hemorrhage MCC CC/MCC Ex0

K27.1 Acute peptic ulcer, site unspecified, with perforation HCC MCC CC/MCC Ex0

K27.2 Acute peptic ulcer, site unspecified, with both hemorrhage and perforation HCC MCC CC/MCC Ex0

K27.3 Acute peptic ulcer, site unspecified, without hemorrhage or perforation CC CC/MCC Ex0

K27.4 Chronic or unspecified peptic ulcer, site unspecified, with hemorrhage MCC CC/MCC Ex0

K27.5 Chronic or unspecified peptic ulcer, site unspecified, with perforation HCC MCC CC/MCC Ex0

K27.6 Chronic or unspecified peptic ulcer, site unspecified, with both hemorrhage and perforation HCC MCC CC/MCC Ex0

K27.7 Chronic peptic ulcer, site unspecified, without hemorrhage or perforation CC/MCC Ex0

K27.9 Peptic ulcer, site unspecified, unspecified as acute or chronic, without hemorrhage or perforation CC/MCC Ex0

K28 Gastrojejunal ulcer

INCLUDES *anastomotic ulcer (peptic) or erosion*
gastrocolic ulcer (peptic) or erosion
gastrointestinal ulcer (peptic) or erosion
gastrojejunal ulcer (peptic) or erosion
jejunal ulcer (peptic) or erosion
marginal ulcer (peptic) or erosion
stomal ulcer (peptic) or erosion

Use additional code to identify:
alcohol abuse and dependence (F10.-)

EXCLUDES1 *primary ulcer of small intestine (K63.3)*

K28.0 Acute gastrojejunal ulcer with hemorrhage MCC CC/MCC Ex0

K28.1 Acute gastrojejunal ulcer with perforation HCC MCC CC/MCC Ex0

K28.2 Acute gastrojejunal ulcer with both hemorrhage and perforation HCC MCC CC/MCC Ex0

K28.3 Acute gastrojejunal ulcer without hemorrhage or perforation CC CC/MCC Ex0

K28.4 Chronic or unspecified gastrojejunal ulcer with hemorrhage MCC CC/MCC Ex0

AHA: Q3 2023

K28.5 Chronic or unspecified gastrojejunal ulcer with perforation HCC MCC CC/MCC Ex0

K28.6 Chronic or unspecified gastrojejunal ulcer with both hemorrhage and perforation HCC MCC CC/MCC Ex0

K28.7 Chronic gastrojejunal ulcer without hemorrhage or perforation CC/MCC Ex0

K28.9 Gastrojejunal ulcer, unspecified as acute or chronic, without hemorrhage or perforation CC/MCC Ex0

4th K29 Gastritis and duodenitis

EXCLUDES1 *eosinophilic gastritis or gastroenteritis (K52.81)*

Zollinger-Ellison syndrome (E16.4)

5th K29.0 Acute gastritis

Use additional code to identify:

alcohol abuse and dependence (F10.-)

EXCLUDES1 *erosion (acute) of stomach (K25.-)*

K29.00 Acute gastritis without bleeding

K29.01 Acute gastritis with bleeding MCC CC/MCC Ex0

5th K29.2 Alcoholic gastritis

Use additional code to identify:

alcohol abuse and dependence (F10.-)

K29.20 Alcoholic gastritis without bleeding

K29.21 Alcoholic gastritis with bleeding MCC CC/MCC Ex0

5th K29.3 Chronic superficial gastritis

K29.30 Chronic superficial gastritis without bleeding

K29.31 Chronic superficial gastritis with bleeding MCC CC/MCC Ex0

5th K29.4 Chronic atrophic gastritis

Gastric atrophy

K29.40 Chronic atrophic gastritis without bleeding

K29.41 Chronic atrophic gastritis with bleeding MCC CC/MCC Ex0

5th K29.5 Unspecified chronic gastritis

Chronic antral gastritis

Chronic fundal gastritis

K29.50 Unspecified chronic gastritis without bleeding

K29.51 Unspecified chronic gastritis with bleeding MCC CC/MCC Ex0

5th K29.6 Other gastritis

Giant hypertrophic gastritis

Granulomatous gastritis

Ménétrier's disease

K29.60 Other gastritis without bleeding

K29.61 Other gastritis with bleeding MCC CC/MCC Ex6

5th K29.7 Gastritis, unspecified

K29.70 Gastritis, unspecified, without bleeding

K29.71 Gastritis, unspecified, with bleeding MCC CC/MCC Ex6

5th K29.8 Duodenitis

K29.80 Duodenitis without bleeding

AHA: Q2 2025

K29.81 Duodenitis with bleeding MCC CC/MCC Ex6

AHA: Q3 2018

5th K29.9 Gastroduodenitis, unspecified

K29.90 Gastroduodenitis, unspecified, without bleeding

K29.91 Gastroduodenitis, unspecified, with bleeding MCC CC/MCC Ex6

K30 Functional dyspepsia CC/MCC Ex6

Indigestion

Excludes1 *dyspepsia NOS (R10.13)*

heartburn (R12)

nervous dyspepsia (F45.8)

neurotic dyspepsia (F45.8)

psychogenic dyspepsia (F45.8)

4th **K31 Other diseases of stomach and duodenum**

INCLUDES *functional disorders of stomach*

EXCLUDES *diabetic gastroparesis (E08.43, E09.43, E10.43, E11.43, E13.43)*

diverticulum of duodenum (K57.00-K57.13)

K31.0 Acute dilatation of stomach CC CC/MCC Ex0

Acute distention of stomach

K31.1 Adult hypertrophic pyloric stenosis A CC CC/MCC Ex0

AHA: Q3 2023

Pyloric stenosis NOS

EXCLUDES *congenital or infantile pyloric stenosis (Q40.0)*

K31.2 Hourglass stricture and stenosis of stomach

EXCLUDES *congenital hourglass stomach (Q40.2)*

hourglass contraction of stomach (K31.89)

K31.3 Pylorospasm, not elsewhere classified

EXCLUDES *congenital or infantile pylorospasm (Q40.0)*

neurotic pylorospasm (F45.8)

psychogenic pylorospasm (F45.8)

K31.4 Gastric diverticulum

EXCLUDES *congenital diverticulum of stomach (Q40.2)*

K31.5 Obstruction of duodenum CC CC/MCC Ex0

Constriction of duodenum

Duodenal ileus (chronic)

Stenosis of duodenum

Stricture of duodenum

Volvulus of duodenum

EXCLUDES *congenital stenosis of duodenum (Q41.0)*

K31.6 Fistula of stomach and duodenum CC CC/MCC Ex0

Gastrocolic fistula

Gastrojejunocolic fistula

Code also, if applicable, disruption of internal operation (surgical) wound (T81.32-)

K31.7 Polyp of stomach and duodenum

AHA: Q1 2020

EXCLUDES *adenomatous polyp of stomach (D13.1)*

5th K31.8 Other specified diseases of stomach and duodenum

6th K31.81 Angiodysplasia of stomach and duodenum

K31.811 Angiodysplasia of stomach and duodenum with bleeding MCC CC/MCC Ex0

AHA: Q1 2023

K31.819 Angiodysplasia of stomach and duodenum without bleeding

Angiodysplasia of stomach and duodenum NOS

K31.82 Dieulafoy lesion (hemorrhagic) of stomach and duodenum MCC CC/MCC Ex0

Dx only *Dieulafoy lesion of intestine (K63.81)*

K31.83 Achlorhydria

K31.84 Gastroparesis CC/MCC Ex0

Gastroparalysis

☛ **Code first** underlying disease, if known, such as:

anorexia nervosa (F50.0-)

diabetes mellitus (E08.43, E09.43, E10.43, E11.43, E13.43)

scleroderma (M34.-)

K31.89 Other diseases of stomach and duodenum CC/MCC Ex0

AHA: Q2 2024, Q1 2020, Q1 2017

K31.9 Disease of stomach and duodenum, unspecified CC/MCC Ex0

5th K31.A Gastric intestinal metaplasia

K31.A0 Gastric intestinal metaplasia, unspecified

Gastric intestinal metaplasia indefinite for dysplasia

Gastric intestinal metaplasia NOS

6th K31.A1 Gastric intestinal metaplasia without dysplasia

K31.A11 Gastric intestinal metaplasia without dysplasia, involving the antrum

K31.A12 Gastric intestinal metaplasia without dysplasia, involving the body (corpus)

K31.A13 Gastric intestinal metaplasia without dysplasia, involving the fundus

K31.A14 Gastric intestinal metaplasia without dysplasia, involving the cardia

K31.A15 Gastric intestinal metaplasia without dysplasia, involving multiple sites

K31.A19 Gastric intestinal metaplasia without dysplasia, unspecified site CC/MCC Ex0

6th K31.A2 Gastric intestinal metaplasia with dysplasia

K31.A21 Gastric intestinal metaplasia with low grade dysplasia

K31.A22 Gastric intestinal metaplasia with high grade dysplasia CC/MCC Ex0

K31.A29 Gastric intestinal metaplasia with dysplasia, unspecified

Diseases of appendix (K35-K38)

4th K35 Acute appendicitis

5th K35.2 Acute appendicitis with generalized peritonitis

6th K35.20 Acute appendicitis with generalized peritonitis, without abscess

K35.200 Acute appendicitis with generalized peritonitis, without perforation or abscess CC CC/MCC Exc

(Acute) appendicitis with generalized peritonitis without rupture or perforation of appendix NOS

K35.201 Acute appendicitis with generalized peritonitis, with perforation, without abscess CC CC/MCC Exc

Appendicitis (acute) with generalized (diffuse) peritonitis following rupture or perforation of appendix NOS

K35.209 Acute appendicitis with generalized peritonitis, without abscess, unspecified as to perforation CC CC/MCC Exc

(Acute) appendicitis with generalized peritonitis NOS

6th K35.21 Acute appendicitis with generalized peritonitis, with abscess

K35.210 Acute appendicitis with generalized peritonitis, without perforation, with abscess MCC CC/MCC Exc

(Acute) appendicitis with generalized peritonitis without rupture or perforation of appendix, with abscess

K35.211 Acute appendicitis with generalized peritonitis, with perforation and abscess MCC CC/MCC Exc

Appendicitis (acute) with generalized (diffuse) peritonitis following rupture or perforation of appendix, with abscess

K35.219 Acute appendicitis with generalized peritonitis, with abscess, unspecified as to perforation MCC CC/MCC Exc

(Acute) appendicitis with generalized peritonitis and abscess NOS

5th K35.3 Acute appendicitis with localized peritonitis

K35.30 Acute appendicitis with localized peritonitis, without perforation or gangrene CC CC/MCC Exc

AHA: Q4 2018

Acute appendicitis with localized peritonitis NOS

K35.31 Acute appendicitis with localized peritonitis and gangrene, without perforation CC CC/MCC Exc

AHA: Q4 2018

K35.32 Acute appendicitis with perforation, localized peritonitis, and gangrene, without abscess MCC CC/MCC Exc

AHA: Q1 2020, Q4 2018

(Acute) appendicitis with perforation NOS

Perforated appendix NOS

Ruptured appendix (with localized peritonitis) NOS

K35.33 Acute appendicitis with perforation, localized peritonitis, and gangrene, with abscess MCC CC/MCC Exc

AHA: Q4 2018

(Acute) appendicitis with (peritoneal) abscess NOS

Ruptured appendix with localized peritonitis and abscess

5th K35.8 Other and unspecified acute appendicitis

K35.80 Unspecified acute appendicitis CC CC/MCC Ex6

Acute appendicitis NOS

Acute appendicitis without (localized) (generalized) peritonitis

6th K35.89 Other acute appendicitis

K35.890 Other acute appendicitis without perforation or gangrene CC CC/MCC Ex6

AHA: Q4 2018

K35.891 Other acute appendicitis without perforation, with gangrene CC CC/MCC Ex6

AHA: Q4 2018

(Acute) appendicitis with gangrene NOS

K36 Other appendicitis CC/MCC Ex6

Chronic appendicitis

Recurrent appendicitis

K37 Unspecified appendicitis CC/MCC Ex6

Excludes1 *unspecified appendicitis with peritonitis (K35.2-, K35.3-)*

4th K38 Other diseases of appendix

K38.0 Hyperplasia of appendix CC/MCC Ex6

K38.1 Appendicular concretions CC/MCC Ex6

Fecalith of appendix

Stercolith of appendix

K38.2 Diverticulum of appendix CC/MCC Ex6

K38.3 Fistula of appendix CC/MCC Ex6

K38.8 Other specified diseases of appendix CC/MCC Ex6

Intussusception of appendix

K38.9 Disease of appendix, unspecified CC/MCC Ex6

Hernia (K40-K46)

NOTES Hernia with both gangrene and obstruction is classified to hernia with gangrene.

INCLUDES *acquired hernia*
congenital [except diaphragmatic or hiatus] hernia
recurrent hernia

4th K40 Inguinal **hernia**

INCLUDES *bubonocele*
direct inguinal hernia
double inguinal hernia
indirect inguinal hernia
inguinal hernia NOS
oblique inguinal hernia
scrotal hernia

5th K40.0 Bilateral **inguinal hernia, with obstruction, without gangrene**

Inguinal hernia (bilateral) causing obstruction without gangrene
Incarcerated inguinal hernia (bilateral) without gangrene
Irreducible inguinal hernia (bilateral) without gangrene
Strangulated inguinal hernia (bilateral) without gangrene

K40.00 **Bilateral inguinal hernia, with obstruction, without gangrene, not specified as recurrent** CC CC/MCC Ex0

Bilateral inguinal hernia, with obstruction, without gangrene NOS

K40.01 **Bilateral inguinal hernia, with obstruction, without gangrene, recurrent** CC CC/MCC Ex0

5th K40.1 Bilateral **inguinal hernia, with gangrene**

K40.10 **Bilateral inguinal hernia, with gangrene, not specified as recurrent** MCC CC/MCC Ex0

Bilateral inguinal hernia, with gangrene NOS

K40.11 **Bilateral inguinal hernia, with gangrene, recurrent** MCC CC/MCC Ex0

5th K40.2 Bilateral **inguinal hernia, without obstruction or gangrene**

K40.20 **Bilateral inguinal hernia, without obstruction or gangrene, not specified as recurrent** CC/MCC Ex0

Bilateral inguinal hernia NOS

K40.21 **Bilateral inguinal hernia, without obstruction or gangrene, recurrent** CC/MCC Ex0

5th K40.3 Unilateral inguinal hernia, with obstruction, without gangrene

Inguinal hernia (unilateral) causing obstruction without gangrene
Incarcerated inguinal hernia (unilateral) without gangrene
Irreducible inguinal hernia (unilateral) without gangrene
Strangulated inguinal hernia (unilateral) without gangrene

K40.30 Unilateral inguinal hernia, with obstruction, without gangrene, not specified as recurrent CC CC/MCC Ex0

Inguinal hernia, with obstruction NOS
Unilateral inguinal hernia, with obstruction, without gangrene NOS

K40.31 Unilateral inguinal hernia, with obstruction, without gangrene, recurrent CC CC/MCC Ex0

5th K40.4 Unilateral inguinal hernia, with gangrene

K40.40 Unilateral inguinal hernia, with gangrene, not specified as recurrent MCC CC/MCC Ex0

Inguinal hernia with gangrene NOS
Unilateral inguinal hernia with gangrene NOS

K40.41 Unilateral inguinal hernia, with gangrene, recurrent MCC CC/MCC Ex0

5th K40.9 Unilateral inguinal hernia, without obstruction or gangrene

K40.90 Unilateral inguinal hernia, without obstruction or gangrene, not specified as recurrent CC/MCC Ex0

AHA: Q3 2021

Inguinal hernia NOS
Unilateral inguinal hernia NOS

K40.91 Unilateral inguinal hernia, without obstruction or gangrene, recurrent CC/MCC Ex0

AHA: Q3 2021

4th K41 Femoral hernia

5th K41.0 Bilateral femoral hernia, with obstruction, without gangrene

Femoral hernia (bilateral) causing obstruction, without gangrene
Incarcerated femoral hernia (bilateral), without gangrene
Irreducible femoral hernia (bilateral), without gangrene
Strangulated femoral hernia (bilateral), without gangrene

K41.00 Bilateral femoral hernia, with obstruction, without gangrene, not specified as recurrent CC CC/MCC Ex0

Bilateral femoral hernia, with obstruction, without gangrene NOS

K41.01 Bilateral femoral hernia, with obstruction, without gangrene, recurrent CC CC/MCC Ex0

5th K41.1 Bilateral femoral hernia, with gangrene

K41.10 Bilateral femoral hernia, with gangrene, not specified as recurrent MCC CC/MCC Exc

Bilateral femoral hernia, with gangrene NOS

K41.11 Bilateral femoral hernia, with gangrene, recurrent MCC CC/MCC Exc

5th K41.2 Bilateral femoral hernia, without obstruction or gangrene

K41.20 Bilateral femoral hernia, without obstruction or gangrene, not specified as recurrent CC/MCC Exc

Bilateral femoral hernia NOS

K41.21 Bilateral femoral hernia, without obstruction or gangrene, recurrent CC/MCC Exc

5th K41.3 Unilateral femoral hernia, with obstruction, without gangrene

Femoral hernia (unilateral) causing obstruction, without gangrene

Incarcerated femoral hernia (unilateral), without gangrene

Irreducible femoral hernia (unilateral), without gangrene

Strangulated femoral hernia (unilateral), without gangrene

K41.30 Unilateral femoral hernia, with obstruction, without gangrene, not specified as recurrent CC CC/MCC Exc

Femoral hernia, with obstruction NOS

Unilateral femoral hernia, with obstruction NOS

K41.31 Unilateral femoral hernia, with obstruction, without gangrene, recurrent CC CC/MCC Exc

AHA: Q3 2021

5th K41.4 Unilateral femoral hernia, with gangrene

K41.40 Unilateral femoral hernia, with gangrene, not specified as recurrent MCC CC/MCC Exc

Femoral hernia, with gangrene NOS

Unilateral femoral hernia, with gangrene NOS

K41.41 Unilateral femoral hernia, with gangrene, recurrent MCC CC/MCC Exc

5th K41.9 Unilateral femoral hernia, without obstruction or gangrene

K41.90 Unilateral femoral hernia, without obstruction or gangrene, not specified as recurrent CC/MCC Exc

AHA: Q3 2021

Femoral hernia NOS

Unilateral femoral hernia NOS

K41.91 Unilateral femoral hernia, without obstruction or gangrene, recurrent CC/MCC Exc

4th K42 Umbilical hernia

INCLUDES *paraumbilical hernia*

EXCLUDES1 *omphalocele (Q79.2)*

K42.0 **Umbilical hernia with obstruction, without gangrene** CC CC/MCC Ex0

Umbilical hernia causing obstruction, without gangrene
Incarcerated umbilical hernia, without gangrene
Irreducible umbilical hernia, without gangrene
Strangulated umbilical hernia, without gangrene

K42.1 **Umbilical hernia with gangrene** MCC CC/MCC Ex0

Gangrenous umbilical hernia

K42.9 **Umbilical hernia without obstruction or gangrene** CC/MCC Ex0

Umbilical hernia NOS

4th K43 Ventral hernia

K43.0 **Incisional hernia with obstruction, without gangrene** CC CC/MCC Ex0

Incisional hernia causing obstruction, without gangrene
Incarcerated incisional hernia, without gangrene
Irreducible incisional hernia, without gangrene
Strangulated incisional hernia, without gangrene

K43.1 **Incisional hernia with gangrene** MCC CC/MCC Ex0

AHA: Q2 2020

Gangrenous incisional hernia

K43.2 **Incisional hernia without obstruction or gangrene** CC/MCC Ex0

Incisional hernia NOS

K43.3 **Parastomal hernia with obstruction, without gangrene** CC CC/MCC Ex0

Incarcerated parastomal hernia, without gangrene
Irreducible parastomal hernia, without gangrene
Parastomal hernia causing obstruction, without gangrene
Strangulated parastomal hernia, without gangrene

K43.4 Parastomal hernia with gangrene MCC CC/MCC Ex0

Gangrenous parastomal hernia

K43.5 Parastomal hernia without obstruction or gangrene CC/MCC Ex0

Parastomal hernia NOS

K43.6 Other and unspecified ventral hernia with obstruction, without gangrene CC CC/MCC Ex0

Epigastric hernia causing obstruction, without gangrene
Hypogastric hernia causing obstruction, without gangrene
Incarcerated epigastric hernia without gangrene
Incarcerated hypogastric hernia without gangrene
Incarcerated midline hernia without gangrene
Incarcerated spigelian hernia without gangrene
Incarcerated subxiphoid hernia without gangrene
Irreducible epigastric hernia without gangrene
Irreducible hypogastric hernia without gangrene
Irreducible midline hernia without gangrene
Irreducible spigelian hernia without gangrene
Irreducible subxiphoid hernia without gangrene
Midline hernia causing obstruction, without gangrene
Spigelian hernia causing obstruction, without gangrene
Strangulated epigastric hernia without gangrene
Strangulated hypogastric hernia without gangrene
Strangulated midline hernia without gangrene
Strangulated spigelian hernia without gangrene
Strangulated subxiphoid hernia without gangrene
Subxiphoid hernia causing obstruction, without gangrene

K43.7 Other and unspecified ventral hernia with gangrene MCC CC/MCC Ex0

Any condition listed under K43.6 specified as gangrenous

K43.9 Ventral hernia without obstruction or gangrene CC/MCC Ex0

Epigastric hernia
Ventral hernia NOS

K44 Diaphragmatic hernia

INCLUDES *hiatus hernia (esophageal) (sliding)*
paraesophageal hernia

EXCLUDES *congenital diaphragmatic hernia (Q79.0)*
congenital hiatus hernia (Q40.1)

K44.0 Diaphragmatic hernia with obstruction, without gangrene CC CC/MCC Ex0

AHA: Q2 2022

Diaphragmatic hernia causing obstruction
Incarcerated diaphragmatic hernia
Irreducible diaphragmatic hernia
Strangulated diaphragmatic hernia

K44.1 Diaphragmatic hernia with gangrene MCC CC/MCC Ex0

Gangrenous diaphragmatic hernia

K44.9 Diaphragmatic hernia without obstruction or gangrene CC/MCC Ex0

Diaphragmatic hernia NOS

K45 Other abdominal hernia

INCLUDES *abdominal hernia, specified site NEC*
lumbar hernia
obturator hernia
pudendal hernia
retroperitoneal hernia
sciatic hernia

K45.0 Other specified abdominal hernia with obstruction, without gangrene CC CC/MCC Ex0

Other specified abdominal hernia causing obstruction
Other specified incarcerated abdominal hernia
Other specified irreducible abdominal hernia
Other specified strangulated abdominal hernia

K45.1 Other specified abdominal hernia with gangrene MCC CC/MCC Ex0

AHA: Q2 2024

Any condition listed under K45 specified as gangrenous

K45.8 Other specified abdominal hernia without obstruction or gangrene CC/MCC Ex0

4th K46 **Unspecified abdominal hernia**

INCLUDES *enterocele*
epiplocele
hernia NOS
interstitial hernia
intestinal hernia
intra-abdominal hernia

EXCLUDES1 *vaginal enterocele (N81.5)*

K46.0 **Unspecified abdominal hernia with obstruction, without gangrene** CC CC/MCC Ex0

Unspecified abdominal hernia causing obstruction
Unspecified incarcerated abdominal hernia
Unspecified irreducible abdominal hernia
Unspecified strangulated abdominal hernia

K46.1 **Unspecified abdominal hernia with gangrene** MCC CC/MCC Ex0

Any condition listed under K46 specified as gangrenous

K46.9 **Unspecified abdominal hernia without obstruction or gangrene** CC/MCC Ex0

Abdominal hernia NOS

Noninfective enteritis and colitis (K50-K52)

INCLUDES *noninfective inflammatory bowel disease*

EXCLUDES1 *irritable bowel syndrome (K58.-)*

megacolon (K59.3-)

4th K50 Crohn's disease [regional enteritis] (Figure 11.2)

INCLUDES *granulomatous enteritis*

Use additional code to identify any associated fistulas, if applicable:

anal fistula (K60.3-)

anorectal fistula (K60.5-)

rectal fistula (K60.4-)

Use additional code to identify manifestations, such as:

pyoderma gangrenosum (L88)

EXCLUDES1 *ulcerative colitis (K51.-)*

5th K50.0 Crohn's disease of small intestine

Crohn's disease [regional enteritis] of duodenum

Crohn's disease [regional enteritis] of ileum

Crohn's disease [regional enteritis] of jejunum

Regional ileitis

Terminal ileitis

EXCLUDES1 *Crohn's disease of both small and large intestine (K50.8-)*

K50.00 Crohn's disease of small intestine without complications CC HCC RxHCC CC/MCC Exp

6th K50.01 Crohn's disease of small intestine with complications

K50.011 Crohn's disease of small intestine with rectal bleeding CC HCC RxHCC CC/MCC Exp

K50.012 Crohn's disease of small intestine with intestinal obstruction CC HCC RxHCC CC/MCC Exp

K50.013 Crohn's disease of small intestine with fistula CC HCC RxHCC CC/MCC Exp

K50.014 Crohn's disease of small intestine with abscess CC HCC RxHCC CC/MCC Exp

K50.018 Crohn's disease of small intestine with other complication CC HCC RxHCC CC/MCC Exp

K50.019 Crohn's disease of small intestine with unspecified complications CC HCC RxHCC CC/MCC Exp

5th K50.1 Crohn's disease of large intestine

Crohn's disease [regional enteritis] of colon

Crohn's disease [regional enteritis] of large bowel

Crohn's disease [regional enteritis] of rectum

Granulomatous colitis

Regional colitis

EXCLUDES1 *Crohn's disease of both small and large intestine (K50.8)*

K50.10 Crohn's disease of large intestine without complications CC HCC RxHCC CC/MCC Exc

6th K50.11 Crohn's disease of large intestine with complications

K50.111 Crohn's disease of large intestine with rectal bleeding CC HCC RxHCC CC/MCC Exc

K50.112 Crohn's disease of large intestine with intestinal obstruction CC HCC RxHCC CC/MCC Exc

K50.113 Crohn's disease of large intestine with fistula CC HCC RxHCC CC/MCC Exc

K50.114 Crohn's disease of large intestine with abscess CC HCC RxHCC CC/MCC Exc

K50.118 Crohn's disease of large intestine with other complication CC HCC RxHCC CC/MCC Exc

K50.119 Crohn's disease of large intestine with unspecified complications CC HCC RxHCC CC/MCC Exc

5th K50.8 Crohn's disease of both small and large intestine

K50.80 Crohn's disease of both small and large intestine without complications CC HCC RxHCC CC/MCC Exc

6th K50.81 Crohn's disease of both small and large intestine with complications

K50.811 Crohn's disease of both small and large intestine with rectal bleeding CC HCC RxHCC CC/MCC Exc

K50.812 Crohn's disease of both small and large intestine with intestinal obstruction CC HCC RxHCC CC/MCC Exc

K50.813 Crohn's disease of both small and large intestine with fistula CC HCC RxHCC CC/MCC Exc

K50.814 Crohn's disease of both small and large intestine with abscess CC HCC RxHCC CC/MCC Exc

K50.818 Crohn's disease of both small and large intestine with other complication CC HCC RxHCC CC/MCC Exc

K50.819 Crohn's disease of both small and large intestine with unspecified complications CC HCC RxHCC CC/MCC Exc

5th K50.9 Crohn's disease, unspecified

K50.90 Crohn's disease, unspecified, without complications CC HCC RxHCC CC/MCC Exc

Crohn's disease NOS

Regional enteritis NOS

6th K50.91 Crohn's disease, unspecified, with complications

K50.911 Crohn's disease, unspecified, with rectal bleeding CC HCC RxHCC CC/MCC Exc

K50.912 Crohn's disease, unspecified, with intestinal obstruction CC HCC RxHCC CC/MCC Exc

K50.913 Crohn's disease, unspecified, with fistula CC HCC RxHCC CC/MCC Exc

K50.914 Crohn's disease, unspecified, with abscess CC HCC RxHCC CC/MCC Exc

K50.918 Crohn's disease, unspecified, with other complication CC HCC RxHCC CC/MCC Exc

K50.919 Crohn's disease, unspecified, with unspecified complications CC HCC RxHCC CC/MCC Exc

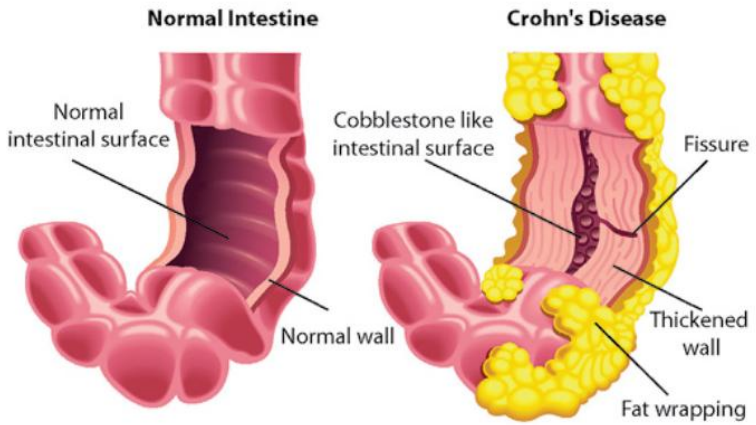

Figure 11.2 Crohn's Disease

4th **K51 Ulcerative colitis**

Use additional code to identify any associated fistulas, if applicable:

anal fistula (K60.3-)

anorectal fistula (K60.5-)

rectal fistula (K60.4-)

Use additional code to identify manifestations, such as:

pyoderma gangrenosum (L88)

EXCLUDES1 *Crohn's disease [regional enteritis] (K50.-)*

5th **K51.0 Ulcerative (chronic) pancolitis**

Backwash ileitis

K51.00 Ulcerative (chronic) pancolitis without complications CC HCC RxHCC CC/MCC Ex8

Ulcerative (chronic) pancolitis NOS

- K51.01 Ulcerative (chronic) pancolitis with complications
  - K51.011 Ulcerative (chronic) pancolitis with rectal bleeding CC HCC RxHCC CC/MCC Ex0
  - K51.012 Ulcerative (chronic) pancolitis with intestinal obstruction CC HCC RxHCC CC/MCC Ex0
  - K51.013 Ulcerative (chronic) pancolitis with fistula CC HCC RxHCC CC/MCC Ex0
  - K51.014 Ulcerative (chronic) pancolitis with abscess CC HCC RxHCC CC/MCC Ex0
  - K51.018 Ulcerative (chronic) pancolitis with other complication CC HCC RxHCC CC/MCC Ex0
  - K51.019 Ulcerative (chronic) pancolitis with unspecified complications CC HCC RxHCC CC/MCC Ex0
- K51.2 Ulcerative (chronic) proctitis
  - K51.20 Ulcerative (chronic) proctitis without complications CC HCC RxHCC CC/MCC Ex0

    Ulcerative (chronic) proctitis NOS
  - K51.21 Ulcerative (chronic) proctitis with complications
    - K51.211 Ulcerative (chronic) proctitis with rectal bleeding CC HCC RxHCC CC/MCC Ex0
    - K51.212 Ulcerative (chronic) proctitis with intestinal obstruction CC HCC RxHCC CC/MCC Ex0
    - K51.213 Ulcerative (chronic) proctitis with fistula CC HCC RxHCC CC/MCC Ex0
    - K51.214 Ulcerative (chronic) proctitis with abscess CC HCC RxHCC CC/MCC Ex0
    - K51.218 Ulcerative (chronic) proctitis with other complication CC HCC RxHCC CC/MCC Ex0
    - K51.219 Ulcerative (chronic) proctitis with unspecified complications CC HCC RxHCC CC/MCC Ex0
- K51.3 Ulcerative (chronic) rectosigmoiditis
  - K51.30 Ulcerative (chronic) rectosigmoiditis without complications CC HCC RxHCC CC/MCC Ex0

    Ulcerative (chronic) rectosigmoiditis NOS
  - K51.31 Ulcerative (chronic) rectosigmoiditis with complications
    - K51.311 Ulcerative (chronic) rectosigmoiditis with rectal bleeding CC HCC RxHCC CC/MCC Ex0
    - K51.312 Ulcerative (chronic) rectosigmoiditis with intestinal obstruction CC HCC RxHCC CC/MCC Ex0
    - K51.313 Ulcerative (chronic) rectosigmoiditis with fistula CC HCC RxHCC CC/MCC Ex0
    - K51.314 Ulcerative (chronic) rectosigmoiditis with abscess CC HCC RxHCC CC/MCC Ex0
    - K51.318 Ulcerative (chronic) rectosigmoiditis with other complication CC HCC RxHCC CC/MCC Ex0
    - K51.319 Ulcerative (chronic) rectosigmoiditis with unspecified complications CC HCC RxHCC CC/MCC Ex0

5th K51.4 **Inflammatory polyps of colon**

Excludes *adenomatous polyp of colon (D12.6)*
polyposis of colon (D12.6)
polyps of colon NOS (K63.5)

K51.40 **Inflammatory polyps of colon without complications** CC HCC RxHCC CC/MCC Ex0

Inflammatory polyps of colon NOS

6th K51.41 **Inflammatory polyps of colon with complications**

K51.411 **Inflammatory polyps of colon with rectal bleeding** CC HCC RxHCC CC/MCC Ex0
K51.412 **Inflammatory polyps of colon with intestinal obstruction** CC HCC RxHCC CC/MCC Ex0
K51.413 **Inflammatory polyps of colon with fistula** CC HCC RxHCC CC/MCC Ex0
K51.414 **Inflammatory polyps of colon with abscess** CC HCC RxHCC CC/MCC Ex0
K51.418 **Inflammatory polyps of colon with other complication** CC HCC RxHCC CC/MCC Ex0
K51.419 **Inflammatory polyps of colon with unspecified complications** CC HCC RxHCC CC/MCC Ex0

5th K51.5 **Left sided colitis**

Left hemicolitis

K51.50 **Left sided colitis without complications** CC HCC RxHCC CC/MCC Ex0

Left sided colitis NOS

6th K51.51 **Left sided colitis with complications**

K51.511 **Left sided colitis with rectal bleeding** CC HCC RxHCC CC/MCC Ex0
K51.512 **Left sided colitis with intestinal obstruction** CC HCC RxHCC CC/MCC Ex0
K51.513 **Left sided colitis with fistula** CC HCC RxHCC CC/MCC Ex0
K51.514 **Left sided colitis with abscess** CC HCC RxHCC CC/MCC Ex0
K51.518 **Left sided colitis with other complication** CC HCC RxHCC CC/MCC Ex0
K51.519 **Left sided colitis with unspecified complications** CC HCC RxHCC CC/MCC Ex0

- 5th K51.8 Other ulcerative colitis
  - K51.80 Other ulcerative colitis without complications CC HCC RxHCC CC/MCC Exc
  - 6th K51.81 Other ulcerative colitis with complications
    - K51.811 Other ulcerative colitis with rectal bleeding CC HCC RxHCC CC/MCC Exc
    - K51.812 Other ulcerative colitis with intestinal obstruction CC HCC RxHCC CC/MCC Exc
    - K51.813 Other ulcerative colitis with fistula CC HCC RxHCC CC/MCC Exc
    - K51.814 Other ulcerative colitis with abscess CC HCC RxHCC CC/MCC Exc
    - K51.818 Other ulcerative colitis with other complication CC HCC RxHCC CC/MCC Exc
    - K51.819 Other ulcerative colitis with unspecified complications CC HCC RxHCC CC/MCC Exc
- 5th K51.9 Ulcerative colitis, unspecified
  - K51.90 Ulcerative colitis, unspecified, without complications CC HCC RxHCC CC/MCC Exc
  - 6th K51.91 Ulcerative colitis, unspecified, with complications
    - K51.911 Ulcerative colitis, unspecified with rectal bleeding CC HCC RxHCC CC/MCC Exc
    - K51.912 Ulcerative colitis, unspecified with intestinal obstruction CC HCC RxHCC CC/MCC Exc
    - K51.913 Ulcerative colitis, unspecified with fistula CC HCC RxHCC CC/MCC Exc
    - K51.914 Ulcerative colitis, unspecified with abscess CC HCC RxHCC CC/MCC Exc
    - K51.918 Ulcerative colitis, unspecified with other complication CC HCC RxHCC CC/MCC Exc
    - K51.919 Ulcerative colitis, unspecified with unspecified complications CC HCC RxHCC CC/MCC Exc
- 4th K52 Other and unspecified noninfective gastroenteritis and colitis
  - K52.0 Gastroenteritis and colitis due to radiation CC CC/MCC Exc
  - K52.1 Toxic gastroenteritis and colitis CC CC/MCC Exc

    AHA: Q1 2019

    Drug-induced gastroenteritis and colitis

    Code first (T51-T65) to identify toxic agent

    Use additional code for adverse effect, if applicable, to identify drug (T36-T50 with fifth or sixth character 5)

5th K52.2 **Allergic and dietetic gastroenteritis and colitis**

Food hypersensitivity gastroenteritis or colitis

Use additional code to identify type of food allergy (Z91.01-, Z91.02-)

EXCLUDES1 *allergic eosinophilic colitis (K52.82)*

allergic eosinophilic esophagitis (K20.0)

allergic eosinophilic gastritis (K52.81)

allergic eosinophilic gastroenteritis (K52.81)

K52.21 **Food protein-induced enterocolitis syndrome** CC/MCC Ex6

AHA: Q4 2016

FPIES

Use additional code for hypovolemic shock, if present (R57.1)

K52.22 **Food protein-induced enteropathy** CC/MCC Ex6

AHA: Q4 2016

K52.29 **Other allergic and dietetic gastroenteritis and colitis** CC/MCC Ex6

AHA: Q4 2016

Allergic proctocolitis

Food hypersensitivity gastroenteritis or colitis

Food-induced eosinophilic proctocolitis

Food protein-induced proctocolitis

Immediate gastrointestinal hypersensitivity

Milk protein-induced proctocolitis

K52.3 **Indeterminate colitis** CC/MCC Ex6

AHA: Q4 2016

Colonic inflammatory bowel disease unclassified (IBDU)

EXCLUDES1 *unspecified colitis (K52.9)*

5th K52.8 **Other specified noninfective gastroenteritis and colitis**

K52.81 **Eosinophilic gastritis or gastroenteritis**

Eosinophilic enteritis

EXCLUDES1 *eosinophilic esophagitis (K20.0)*

K52.82 **Eosinophilic colitis** CC/MCC Ex6

EXCLUDES1 *allergic proctocolitis (K52.29)*

food-induced eosinophilic proctocolitis (K52.29)

food protein-induced enterocolitis syndrome (FPIES) (K52.21)

food protein-induced proctocolitis (K52.29)

milk protein-induced proctocolitis (K52.29)

6th K52.83 **Microscopic colitis**

K52.831 **Collagenous colitis** RxHCC CC/MCC Ex6

AHA: Q4 2016

K52.832 **Lymphocytic colitis** RxHCC CC/MCC Ex6

AHA: Q4 2016

K52.838 **Other microscopic colitis** RxHCC CC/MCC Ex6

AHA: Q4 2016

K52.839 **Microscopic colitis, unspecified** RxHCC CC/MCC Ex6

AHA: Q4 2016

K52.89 **Other specified noninfective gastroenteritis and colitis** CC/MCC Ex6

AHA: Q1 2019

K52.9 **Noninfective gastroenteritis and colitis, unspecified** CC/MCC Ex6

AHA: Q3 2021

Colitis NOS

Enteritis NOS

Gastroenteritis NOS

Ileitis NOS

Jejunitis NOS

Sigmoiditis NOS

EXCLUDES1 *diarrhea NOS (R19.7)*

functional diarrhea (K59.1)

infectious gastroenteritis and colitis NOS (A09)

neonatal diarrhea (noninfective) (P78.3)

psychogenic diarrhea (F45.8)

Other diseases of Intestines (K55-K64)

4th K55 Vascular disorders of intestine

Excludes1 *necrotizing enterocolitis of newborn (P77.-)*

Excludes2 *angioectasia (angiodysplasia) duodenum (K31.81-)*

5th K55.0 Acute vascular disorders of intestine

Infarction of appendices epiploicae

Mesenteric (artery) (vein) embolism

Mesenteric (artery) (vein) infarction

Mesenteric (artery) (vein) thrombosis

6th K55.01 Acute (reversible) ischemia of small intestine

K55.011 Focal (segmental) acute (reversible) ischemia of small intestine MCC CC/MCC Exc

K55.012 Diffuse acute (reversible) ischemia of small intestine MCC CC/MCC Exc

K55.019 Acute (reversible) ischemia of small intestine, extent unspecified MCC CC/MCC Exc

6th K55.02 Acute infarction of small intestine

Gangrene of small intestine

Necrosis of small intestine

K55.021 Focal (segmental) acute infarction of small intestine MCC CC/MCC Exc

K55.022 Diffuse acute infarction of small intestine MCC CC/MCC Exc

K55.029 Acute infarction of small intestine, extent unspecified MCC CC/MCC Exc

6th K55.03 Acute (reversible) ischemia of large intestine

Acute fulminant ischemic colitis

Subacute ischemic colitis

K55.031 Focal (segmental) acute (reversible) ischemia of large intestine MCC CC/MCC Exc

K55.032 Diffuse acute (reversible) ischemia of large intestine MCC CC/MCC Exc

K55.039 Acute (reversible) ischemia of large intestine, extent unspecified MCC CC/MCC Exc

AHA: Q4 2019

- K55.04 Acute infarction of large intestine
  - Gangrene of large intestine
  - Necrosis of large intestine
  - K55.041 Focal (segmental) acute infarction of large intestine MCC CC/MCC Exc
  - K55.042 Diffuse acute infarction of large intestine MCC CC/MCC Exc
  - K55.049 Acute infarction of large intestine, extent unspecified MCC CC/MCC Exc
- K55.05 Acute (reversible) ischemia of intestine, part unspecified
  - K55.051 Focal (segmental) acute (reversible) ischemia of intestine, part unspecified MCC CC/MCC Exc
  - K55.052 Diffuse acute (reversible) ischemia of intestine, part unspecified MCC CC/MCC Exc
  - K55.059 Acute (reversible) ischemia of intestine, part and extent unspecified MCC CC/MCC Exc
- K55.06 Acute infarction of intestine, part unspecified
  - Acute intestinal infarction
  - Gangrene of intestine
  - Necrosis of intestine
  - K55.061 Focal (segmental) acute infarction of intestine, part unspecified MCC CC/MCC Exc
  - K55.062 Diffuse acute infarction of intestine, part unspecified MCC CC/MCC Exc
  - K55.069 Acute infarction of intestine, part and extent unspecified MCC CC/MCC Exc
- K55.1 Chronic vascular disorders of intestine CC CC/MCC Exc
  - Chronic ischemic colitis
  - Chronic ischemic enteritis
  - Chronic ischemic enterocolitis
  - Ischemic stricture of intestine
  - Mesenteric atherosclerosis
  - Mesenteric vascular insufficiency
- K55.2 Angiodysplasia of colon
  - K55.20 Angiodysplasia of colon without hemorrhage
  - K55.21 Angiodysplasia of colon with hemorrhage MCC CC/MCC Exc
    - **AHA:** Q3 2018

5th K55.3 Necrotizing enterocolitis

Excludes1 *necrotizing enterocolitis of newborn (P77.-)*

Excludes2 *necrotizing enterocolitis due to Clostridium difficile (A04.7-)*

K55.30 **Necrotizing enterocolitis, unspecified** MCC CC/MCC Ex6

AHA: Q4 2016

Necrotizing enterocolitis, NOS

K55.31 **Stage 1 necrotizing enterocolitis** MCC CC/MCC Ex6

AHA: Q4 2016

Necrotizing enterocolitis without pneumatosis, without perforation

K55.32 **Stage 2 necrotizing enterocolitis** MCC CC/MCC Ex6

AHA: Q4 2016

Necrotizing enterocolitis with pneumatosis, without perforation

K55.33 **Stage 3 necrotizing enterocolitis** MCC CC/MCC Ex6

AHA: Q4 2016

Necrotizing enterocolitis with perforation

Necrotizing enterocolitis with pneumatosis and perforation

K55.8 **Other vascular disorders of intestine** CC CC/MCC Ex6

K55.9 **Vascular disorder of intestine, unspecified** CC CC/MCC Ex6

Ischemic colitis

Ischemic enteritis

Ischemic enterocolitis

4th K56 **Paralytic ileus and intestinal obstruction without hernia**

Excludes1 *congenital stricture or stenosis of intestine (Q41-Q42)*

cystic fibrosis with meconium ileus (E84.11)

ischemic stricture of intestine (K55.1)

meconium ileus NOS (P76.0)

neonatal intestinal obstructions classifiable to P76.-

obstruction of duodenum (K31.5)

postprocedural intestinal obstruction (K91.3-)

Excludes2 *stenosis of anus or rectum (K62.4)*

K56.0 **Paralytic ileus** CC HCC CC/MCC Ex6

Paralysis of bowel

Paralysis of colon

Paralysis of intestine

Excludes1 *gallstone ileus (K56.3)*

ileus NOS (K56.7)

obstructive ileus NOS (K56.69-)

K56.1 **Intussusception** CC HCC CC/MCC Ex6

AHA: Q3 2023

Intussusception or invagination of bowel

Intussusception or invagination of colon

Intussusception or invagination of intestine

Intussusception or invagination of rectum

Excludes *intussusception of appendix (K38.8)*

K56.2 **Volvulus** HCC MCC CC/MCC Ex6

AHA: Q2 2024

Strangulation of colon or intestine

Torsion of colon or intestine

Twist of colon or intestine

Excludes *volvulus of duodenum (K31.5)*

K56.3 **Gallstone ileus** CC HCC CC/MCC Ex6

Obstruction of intestine by gallstone

5th K56.4 **Other impaction of intestine**

K56.41 **Fecal impaction** HCC

AHA: Q2 2024

Excludes *incomplete defecation (R15.0)*

K56.49 **Other impaction of intestine** CC HCC CC/MCC Ex6

5th K56.5 **Intestinal adhesions [bands] with obstruction (postinfection)**

Abdominal hernia due to adhesions with obstruction

Peritoneal adhesions [bands] with intestinal obstruction (postinfection)

K56.50 **Intestinal adhesions [bands], unspecified as to partial versus complete obstruction** CC HCC CC/MCC Ex6

AHA: Q4 2017

Intestinal adhesions with obstruction NOS

K56.51 **Intestinal adhesions [bands], with partial obstruction** CC HCC CC/MCC Ex6

AHA: Q4 2017

Intestinal adhesions with incomplete obstruction

K56.52 **Intestinal adhesions [bands] with complete obstruction** CC HCC CC/MCC Ex6

AHA: Q4 2017

5th K56.6 Other and unspecified intestinal obstruction

6th K56.60 Unspecified intestinal obstruction

K56.600 Partial intestinal obstruction, unspecified as to cause CC HCC CC/MCC Excl

AHA: Q4 2017

Incomplete intestinal obstruction, NOS

K56.601 Complete intestinal obstruction, unspecified as to cause CC HCC CC/MCC Excl

AHA: Q4 2017

K56.609 Unspecified intestinal obstruction, unspecified as to partial versus complete obstruction CC HCC CC/MCC Excl

AHA: Q4 2017

Intestinal obstruction NOS

6th K56.69 Other intestinal obstruction

Enterostenosis NOS

Obstructive ileus NOS

Occlusion of colon or intestine NOS

Stenosis of colon or intestine NOS

Stricture of colon or intestine NOS

K56.690 Other partial intestinal obstruction CC HCC CC/MCC Excl

AHA: Q4 2017

Other incomplete intestinal obstruction

K56.691 Other complete intestinal obstruction CC HCC CC/MCC Excl

AHA: Q4 2017

K56.699 Other intestinal obstruction unspecified as to partial versus complete obstruction CC HCC CC/MCC Excl

AHA: Q3 2023, Q4 2017

Other intestinal obstruction, NEC

K56.7 Ileus, unspecified CC HCC CC/MCC Excl

AHA: Q1 2017

EXCLUDES1 *obstructive ileus (K56.69-)*

EXCLUDES2 *intestinal obstruction with hernia (K40-K46)*

4th **K57 Diverticular disease of intestine (Figure 11.3)**

Code also if applicable peritonitis K65.-

EXCLUDES *congenital diverticulum of intestine (Q43.8)*

Meckel's diverticulum (Q43.0)

EXCLUDES *diverticulum of appendix (K38.2)*

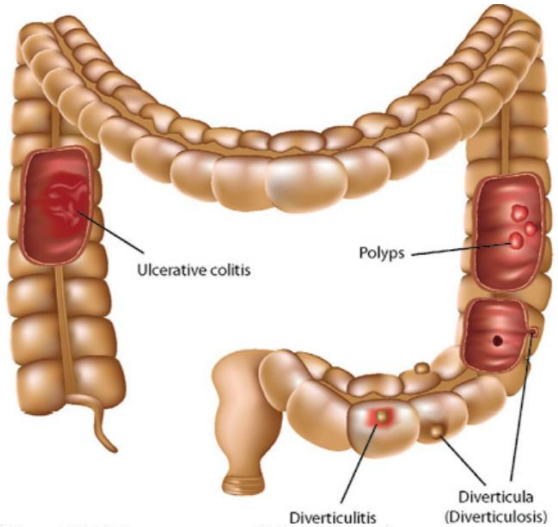

Figure 11.3 Noncancerous Colon Disorders

5th **K57.0 Diverticulitis of small intestine with perforation and abscess**

EXCLUDES *diverticulitis of both small and large intestine with perforation and abscess (K57.4-)*

K57.00 Diverticulitis of small intestine with perforation and abscess without bleeding CC CC/MCC Ex0

K57.01 Diverticulitis of small intestine with perforation and abscess with bleeding MCC CC/MCC Ex0

5th K57.1 Diverticular disease of small intestine without perforation or abscess

EXCLUDES1 *diverticular disease of both small and large intestine without perforation or abscess (K57.5-)*

K57.10 Diverticulosis of small intestine without perforation or abscess without bleeding CC/MCC Exc

Diverticular disease of small intestine NOS

K57.11 Diverticulosis of small intestine without perforation or abscess with bleeding MCC CC/MCC Exc

K57.12 Diverticulitis of small intestine without perforation or abscess without bleeding CC CC/MCC Exc

K57.13 Diverticulitis of small intestine without perforation or abscess with bleeding MCC CC/MCC Exc

5th K57.2 Diverticulitis of large intestine with perforation and abscess

EXCLUDES1 *diverticulitis of both small and large intestine with perforation and abscess (K57.4-)*

K57.20 Diverticulitis of large intestine with perforation and abscess without bleeding CC CC/MCC Exc

AHA: Q2 2025, Q1 2022

K57.21 Diverticulitis of large intestine with perforation and abscess with bleeding MCC CC/MCC Exc

5th K57.3 Diverticular disease of large intestine without perforation or abscess

EXCLUDES1 *diverticular disease of both small and large intestine without perforation or abscess (K57.5-)*

K57.30 Diverticulosis of large intestine without perforation or abscess without bleeding CC/MCC Exc

Diverticular disease of colon NOS

K57.31 Diverticulosis of large intestine without perforation or abscess with bleeding MCC CC/MCC Exc

AHA: Q3 2018

K57.32 Diverticulitis of large intestine without perforation or abscess without bleeding CC CC/MCC Exc

K57.33 Diverticulitis of large intestine without perforation or abscess with bleeding MCC CC/MCC Exc

5th K57.4 Diverticulitis of both small and large intestine with perforation and abscess

K57.40 Diverticulitis of both small and large intestine with perforation and abscess without bleeding CC CC/MCC Exc

K57.41 Diverticulitis of both small and large intestine with perforation and abscess with bleeding MCC CC/MCC Exc

5th K57.5 Diverticular disease of both small and large intestine without perforation or abscess

K57.50 Diverticulosis of both small and large intestine without perforation or abscess without bleeding CC/MCC Exc

Diverticular disease of both small and large intestine NOS

K57.51 Diverticulosis of both small and large intestine without perforation or abscess with bleeding MCC CC/MCC Exc

K57.52 Diverticulitis of both small and large intestine without perforation or abscess without bleeding CC CC/MCC Exc

K57.53 Diverticulitis of both small and large intestine without perforation or abscess with bleeding MCC CC/MCC Exc

5th K57.8 Diverticulitis of intestine, part unspecified, with perforation and abscess

K57.80 Diverticulitis of intestine, part unspecified, with perforation and abscess without bleeding CC CC/MCC Ex0

K57.81 Diverticulitis of intestine, part unspecified, with perforation and abscess with bleeding MCC CC/MCC Ex0

5th K57.9 Diverticular disease of intestine, part unspecified, without perforation or abscess

K57.90 Diverticulosis of intestine, part unspecified, without perforation or abscess without bleeding CC/MCC Ex0

AHA: Q1 2021

Diverticular disease of intestine NOS

K57.91 Diverticulosis of intestine, part unspecified, without perforation or abscess with bleeding MCC CC/MCC Ex0

K57.92 Diverticulitis of intestine, part unspecified, without perforation or abscess without bleeding CC CC/MCC Ex0

K57.93 Diverticulitis of intestine, part unspecified, without perforation or abscess with bleeding MCC CC/MCC Ex0

4th K58 Irritable bowel syndrome

INCLUDES *irritable colon*

spastic colon

K58.0 Irritable bowel syndrome with diarrhea CC/MCC Ex0

K58.1 Irritable bowel syndrome with constipation CC/MCC Ex0

AHA: Q4 2016

K58.2 Mixed irritable bowel syndrome CC/MCC Ex0

AHA: Q4 2016

K58.8 Other irritable bowel syndrome CC/MCC Ex0

AHA: Q4 2016

K58.9 Irritable bowel syndrome, unspecified CC/MCC Ex0

Irritable bowel syndrome NOS

4th K59 Other functional intestinal disorders

EXCLUDES1 *change in bowel habit NOS (R19.4)*

intestinal malabsorption (K90.-)

psychogenic intestinal disorders (F45.8)

EXCLUDES2 *functional disorders of stomach (K31.-)*

5th K59.0 **Constipation**

EXCLUDES1 *fecal impaction (K56.41)*

EXCLUDES2 *incomplete defecation (R15.0)*

K59.00 **Constipation, unspecified**

K59.01 **Slow transit constipation**

K59.02 **Outlet dysfunction constipation**

AHA: Q1 2023

K59.03 **Drug induced constipation**

AHA: Q4 2016

Use additional code for adverse effect, if applicable, to identify drug (T36-T50 with fifth or sixth character 5)

K59.04 **Chronic idiopathic constipation**

AHA: Q4 2016

Functional constipation

K59.09 **Other constipation**

Chronic constipation

K59.1 **Functional diarrhea** CC/MCC Ex0

EXCLUDES1 *diarrhea NOS (R19.7)*

irritable bowel syndrome with diarrhea (K58.0)

K59.2 **Neurogenic bowel, not elsewhere classified** CC CC/MCC Ex0

5th K59.3 **Megacolon, not elsewhere classified**

Dilatation of colon

Code first, if applicable (T51-T65) to identify toxic agent

EXCLUDES1 *congenital megacolon (aganglionic) (Q43.1)*

megacolon (due to) (in) Chagas' disease (B57.32)

megacolon (due to) (in) Clostridium difficile (A04.7-)

megacolon (due to) (in) Hirschsprung's disease (Q43.1)

K59.31 **Toxic megacolon** CC HCC CC/MCC Ex0

AHA: Q4 2016

K59.39 **Other megacolon** CC CC/MCC Ex0

AHA: Q4 2016

Megacolon NOS

K59.4 **Anal spasm** CC/MCC Ex0

Proctalgia fugax

5th K59.8 **Other specified functional intestinal disorders**

K59.81 **Ogilvie syndrome** CC/MCC Ex0

AHA: Q4 2020

Acute colonic pseudo-obstruction (ACPO)

K59.89 **Other specified functional intestinal disorders** CC/MCC Ex0

AHA: Q4 2020

Atony of colon

Pseudo-obstruction (acute) (chronic) of intestine

K59.9 **Functional intestinal disorder, unspecified** CC/MCC Ex0

4th K60 **Fissure and fistula of anal and rectal regions**

EXCLUDES1 *fissure and fistula of anal and rectal regions with abscess or cellulitis (K61.-)*

EXCLUDES2 *abscess or cellulitis of anal and rectal regions (K61.-)*

anal sphincter tear (healed) (nontraumatic) (old) (K62.81)

K60.0 **Acute anal fissure**

K60.1 **Chronic anal fissure**

K60.2 **Anal fissure, unspecified**

5th K60.3 **Anal fistula**

Code first, if applicable:

Crohn's disease (K50.-)

ulcerative colitis (K51.-)

EXCLUDES1 *congenital fistula (Q43.6)*

K60.30 **Anal fistula, unspecified**

Anal fistula NOS

K60.31 **Anal fistula, simple**

Low intersphincteric anal fistula

Superficial anal fistula

K60.311 **Anal fistula, simple, initial**

Anal fistula, simple, new

K60.312 **Anal fistula, simple, persistent**

Anal fistula, simple, chronic

K60.313 **Anal fistula, simple, recurrent**

Anal fistula simple, occurring following complete healing

K60.319 **Anal fistula, simple, unspecified**

K60.32 **Anal fistula, complex**

Extrasphincteric anal fistula

High intersphincteric anal fistula

Suprasphincteric anal fistula

Transsphincteric anal fistula

Code also, if applicable:

perianal abscess (K61.0)

rectovaginal fistula (N82.3)

stenosis of anus and rectum (K62.4)

K60.321 **Anal fistula, complex, initial**

Anal fistula, complex, new

K60.322 **Anal fistula, complex, persistent**

Anal fistula, complex, chronic

K60.323 **Anal fistula, complex, recurrent**

Anal fistula complex, occurring following complete healing

K60.329 **Anal fistula, complex, unspecified**

5th K60.4 Rectal fistula

Fistula of rectum to skin

Code first, if applicable:

Crohn's disease (K50.-)

ulcerative colitis (K51.-)

EXCLUDES1 *congenital fistula (Q43.6)*

rectovaginal fistula (N82.3)

vesicorectal fistula (N32.1)

K60.40 **Rectal fistula, unspecified**

Rectal fistula NOS

6th K60.41 **Rectal fistula, simple**

Low intersphincteric rectal fistula

Superficial rectal fistula

K60.411 **Rectal fistula, simple, initial**

Rectal, fistula, simple, new

K60.412 **Rectal fistula, simple, persistent**

Rectal fistula, simple, chronic

K60.413 **Rectal fistula, simple, recurrent**

Rectal fistula simple, occurring following complete healing

K60.419 **Rectal fistula, simple, unspecified**

6th K60.42 **Rectal fistula, complex**

Extrasphincteric rectal fistula

High intersphincteric rectal fistula

Suprasphincteric rectal fistula

Transsphincteric rectal fistula

Code also, if applicable:

perianal abscess (K61.0)

rectovaginal fistula (N82.3)

stenosis of anus and rectum (K62.4)

K60.421 **Rectal fistula, complex, initial**

Rectal fistula, complex, new

K60.422 **Rectal fistula, complex, persistent**

Rectal fistula, complex, chronic

K60.423 **Rectal fistula, complex, recurrent**

Rectal fistula complex occurring following complete healing

K60.429 **Rectal fistula, complex, unspecified**

5th K60.5 Anorectal fistula

Code first, if applicable:

Crohn's disease (K50.-)

ulcerative colitis (K51.-)

EXCLUDES1 *congenital fistula (Q43.6)*

K60.50 **Anorectal fistula, unspecified**

Anorectal fistula NOS

6th K60.51 **Anorectal fistula, simple**

Low intersphincteric anorectal fistula

Superficial anorectal fistula

K60.511 **Anorectal fistula, simple, initial**

Anorectal fistula, simple, new

K60.512 **Anorectal fistula, simple, persistent**

Anorectal fistula, simple, chronic

K60.513 **Anorectal fistula, simple, recurrent**

Anorectal fistula simple, occurring following complete healing

K60.519 **Anorectal fistula, simple, unspecified**

6th K60.52 **Anorectal fistula, complex**

Extrasphincteric anorectal fistula

High intersphincteric anorectal fistula

Suprasphincteric anorectal fistula

Transsphincteric anorectal fistula

Code also, if applicable:

perianal abscess (K61.0)

rectovaginal fistula (N82.3)

stenosis of anus and rectum (K62.4)

K60.521 **Anorectal fistula, complex, initial**

Anorectal fistula, complex, new

K60.522 **Anorectal fistula, complex, persistent**

Anorectal fistula, complex, chronic

K60.523 **Anorectal fistula, complex, recurrent**

Anorectal fistula complex, occurring following complete healing

K60.529 **Anorectal fistula, complex, unspecified**

4th K61 **Abscess of anal and rectal regions**

INCLUDES *abscess of anal and rectal regions*
cellulitis of anal and rectal regions

K61.0 **Anal abscess** CC CC/MCC Ex0

AHA: Q4 2018

Perianal abscess

EXCLUDES *intrasphincteric abscess (K61.4)*

K61.1 **Rectal abscess** CC CC/MCC Ex0

Perirectal abscess

EXCLUDES *ischiorectal abscess (K61.39)*

K61.2 **Anorectal abscess** CC CC/MCC Ex0

5th K61.3 **Ischiorectal abscess**

K61.31 **Horseshoe abscess** CC/MCC Ex0

AHA: Q4 2018

K61.39 **Other ischiorectal abscess** CC/MCC Ex0

AHA: Q4 2018

Abscess of ischiorectal fossa

Ischiorectal abscess, NOS

K61.4 **Intrasphincteric abscess** CC CC/MCC Ex0

AHA: Q4 2018

Intersphincteric abscess

K61.5 **Supralevator abscess** CC/MCC Ex0

AHA: Q4 2018

4th **K62 Other diseases of anus and rectum**

INCLUDES *anal canal*

EXCLUDES *colostomy and enterostomy malfunction (K94.0-, K94.1-)*
fecal incontinence (R15.-)
hemorrhoids (K64.-)

K62.0 Anal polyp

K62.1 Rectal polyp

AHA: Q1 2018

EXCLUDES *adenomatous polyp (D12.8)*

K62.2 Anal prolapse

Prolapse of anal canal

K62.3 Rectal prolapse

Prolapse of rectal mucosa

K62.4 Stenosis of anus and rectum

AHA: Q2 2019

Stricture of anus (sphincter)

K62.5 Hemorrhage of anus and rectum CC CC/MCC EX6

AHA: Q1 2019

EXCLUDES *gastrointestinal bleeding NOS (K92.2)*
melena (K92.1)
neonatal rectal hemorrhage (P54.2)

K62.6 Ulcer of anus and rectum CC CC/MCC EX6

Solitary ulcer of anus and rectum

Stercoral ulcer of anus and rectum

EXCLUDES *fissure and fistula of anus and rectum (K60.-)*
ulcerative colitis (K51.-)

K62.7 Radiation proctitis

AHA: Q1 2019

Use additional code to identify the type of radiation (W88.-)
or radiation therapy (Y84.2)

5th K62.8 **Other specified diseases of anus and rectum**

EXCLUDES *ulcerative proctitis (K51.2)*

K62.81 **Anal sphincter tear (healed) (nontraumatic) (old)**

Tear of anus, nontraumatic

Use additional code for any associated fecal incontinence (R15.-)

EXCLUDES *anal fissure (K60.-)*

anal sphincter tear (healed) (old) complicating delivery (O34.7-)

traumatic tear of anal sphincter (S31.831)

K62.82 **Dysplasia of anus**

Anal intraepithelial neoplasia I and II (AIN I and II) (histologically confirmed)

Dysplasia of anus NOS

Mild and moderate dysplasia of anus (histologically confirmed)

EXCLUDES *abnormal results from anal cytologic examination without histologic confirmation (R85.61-)*

anal intraepithelial neoplasia III (D01.3)

carcinoma in situ of anus (D01.3)

HGSIL of anus (R85.613)

severe dysplasia of anus (D01.3)

K62.89 **Other specified diseases of anus and rectum**

Proctitis NOS

Use additional code for any associated fecal incontinence (R15.-)

K62.9 **Disease of anus and rectum, unspecified**

4th K63 **Other diseases of intestine**

K63.0 **Abscess of intestine** CC CC/MCC Exc

EXCLUDES *abscess of intestine with Crohn's disease (K50.014, K50.114, K50.814, K50.914,)*

abscess of intestine with diverticular disease (K57.0, K57.2, K57.4, K57.8)

abscess of intestine with ulcerative colitis (K51.014, K51.214, K51.314, K51.414, K51.514, K51.814, K51.914)

EXCLUDES *abscess of anal and rectal regions (K61.-)*

abscess of appendix (K35.3-)

K63.1 **Perforation of intestine (nontraumatic)** HCC MCC CC/MCC Exc

AHA: Q2 2025, Q2 2020

Perforation (nontraumatic) of rectum

EXCLUDES *perforation (nontraumatic) of duodenum (K26.-)*

perforation (nontraumatic) of intestine with diverticular disease (K57.0, K57.2, K57.4, K57.8)

EXCLUDES *perforation (nontraumatic) of appendix (K35.2-, K35.3-)*

K63.2 Fistula of intestine CC CC/MCC Ex0

AHA: Q3 2017

Code also, if applicable, disruption of internal operation (surgical) wound (T81.32-)

EXCLUDES1 *fistula of duodenum (K31.6)*

fistula of intestine with Crohn's disease (K50.013, K50.113, K50.813, K50.913,)

fistula of intestine with ulcerative colitis (K51.013, K51.213, K51.313, K51.413, K51.513, K51.813, K51.913)

EXCLUDES2 *fistula of anal and rectal regions (K60.-)*

fistula of appendix (K38.3)

intestinal-genital fistula, female (N82.2-N82.4)

vesicointestinal fistula (N32.1)

K63.3 Ulcer of intestine CC CC/MCC Ex0

Primary ulcer of small intestine

EXCLUDES1 *duodenal ulcer (K26.-)*

gastrointestinal ulcer (K28.-)

gastrojejunal ulcer (K28.-)

jejunal ulcer (K28.-)

peptic ulcer, site unspecified (K27.-)

ulcer of intestine with perforation (K63.1)

ulcer of anus or rectum (K62.6)

ulcerative colitis (K51.-)

K63.4 Enteroptosis CC/MCC Ex0

K63.5 Polyp of colon

AHA: Q1 2019, Q1 2017, Q2 2015

EXCLUDES2 *adenomatous polyp of colon (D12.-)*

inflammatory polyp of colon (K51.4-)

polyposis of colon (D12.6)

5th **K63.8 Other specified diseases of intestine**

K63.81 Dieulafoy lesion of intestine MCC CC/MCC Ex0

EXCLUDES2 *Dieulafoy lesion of stomach and duodenum (K31.82)*

6th K63.82 Intestinal microbial overgrowth

7th K63.821 Small intestinal bacterial overgrowth CC/MCC Ex0

K63.8211 Small intestinal bacterial overgrowth, hydrogen-subtype

K63.8212 Small intestinal bacterial overgrowth, hydrogen sulfide-subtype

K63.8219 Small intestinal bacterial overgrowth, unspecified

K63.822 Small intestinal fungal overgrowth CC/MCC Ex0

K63.829 Intestinal methanogen overgrowth, unspecified CC/MCC Ex0

K63.89 Other specified diseases of intestine CC/MCC Ex0

K63.9 Disease of intestine, unspecified CC/MCC Ex0

4th K64 Hemorrhoids and perianal venous thrombosis

INCLUDES *piles*

EXCLUDES1 *hemorrhoids complicating childbirth and the puerperium (O87.2)*

hemorrhoids complicating pregnancy (O22.4)

K64.0 First degree hemorrhoids

Grade/stage I hemorrhoids

Hemorrhoids (bleeding) without prolapse outside of anal canal

K64.1 Second degree hemorrhoids

Grade/stage II hemorrhoids

Hemorrhoids (bleeding) that prolapse with straining, but retract spontaneously

K64.2 Third degree hemorrhoids

Grade/stage III hemorrhoids

Hemorrhoids (bleeding) that prolapse with straining and require manual replacement back inside anal canal

K64.3 Fourth degree hemorrhoids

Grade/stage IV hemorrhoids

Hemorrhoids (bleeding) with prolapsed tissue that cannot be manually replaced

K64.4 Residual hemorrhoidal skin tags

External hemorrhoids, NOS

Skin tags of anus

K64.5 Perianal venous thrombosis

External hemorrhoids with thrombosis

Perianal hematoma

Thrombosed hemorrhoids NOS

K64.8 Other hemorrhoids

AHA: Q3 2018

Internal hemorrhoids, without mention of degree

Prolapsed hemorrhoids, degree not specified

K64.9 Unspecified hemorrhoids

Hemorrhoids (bleeding) NOS

Hemorrhoids (bleeding) without mention of degree

Diseases of peritoneum and retroperitoneum (K65-K68)

4th **K65 Peritonitis**

Use additional code (B95-B97), to identify infectious agent, if known

Code also if applicable diverticular disease of intestine (K57.-)

Excludes1 *acute appendicitis with generalized peritonitis (K35.2-)*

aseptic peritonitis (T81.6)

benign paroxysmal peritonitis (E85.0)

chemical peritonitis (T81.6)

gonococcal peritonitis (A54.85)

neonatal peritonitis (P78.0-P78.1)

pelvic peritonitis, female (N73.3-N73.5)

periodic familial peritonitis (E85.0)

peritonitis due to talc or other foreign substance (T81.6)

peritonitis in chlamydia (A74.81)

peritonitis in diphtheria (A36.89)

peritonitis in syphilis (late) (A52.74)

peritonitis in tuberculosis (A18.31)

peritonitis with or following abortion or ectopic or molar pregnancy (O00-O07, O08.0)

peritonitis with or following appendicitis (K35.-)

puerperal peritonitis (O85)

retroperitoneal infections (K68.-)

K65.0 Generalized (acute) peritonitis HCC MCC CC/MCC Exc

Pelvic peritonitis (acute), male

Subphrenic peritonitis (acute)

Suppurative peritonitis (acute)

K65.1 Peritoneal abscess HCC MCC CC/MCC Exc

AHA: Q1 2024, Q1 2022, Q1 2019

Abdominopelvic abscess

Abscess (of) omentum

Abscess (of) peritoneum

Mesenteric abscess

Retrocecal abscess

Subdiaphragmatic abscess

Subhepatic abscess

Subphrenic abscess

K65.2 **Spontaneous bacterial peritonitis** HCC MCC CC/MCC Ex0

EXCLUDES1 *bacterial peritonitis NOS (K65.9)*

K65.3 **Choleperitonitis** HCC MCC CC/MCC Ex0

Peritonitis due to bile

K65.4 **Sclerosing mesenteritis** CC HCC CC/MCC Ex0

Fat necrosis of peritoneum

(Idiopathic) sclerosing mesenteric fibrosis

Mesenteric lipodystrophy

Mesenteric panniculitis

Retractile mesenteritis

K65.8 **Other peritonitis** HCC MCC CC/MCC Ex0

Chronic proliferative peritonitis

Peritonitis due to urine

K65.9 **Peritonitis, unspecified** HCC MCC CC/MCC Ex0

AHA: Q1 2022

Bacterial peritonitis NOS

4th K66 **Other disorders of peritoneum**

EXCLUDES2 *ascites (R18.-)*

peritoneal effusion (chronic) (R18.8)

K66.0 **Peritoneal adhesions (postprocedural) (postinfection)**

Adhesions (of) abdominal (wall)

Adhesions (of) diaphragm

Adhesions (of) intestine

Adhesions (of) male pelvis

Adhesions (of) omentum

Adhesions (of) stomach

Adhesive bands

Mesenteric adhesions

EXCLUDES1 *peritoneal adhesions with intestinal obstruction (K56.5-)*

EXCLUDES2 *female pelvic adhesions [bands] (N73.6)*

female pelvic postprocedural adhesions (N99.4)

K66.1 **Hemoperitoneum** MCC CC/MCC Ex0

AHA: Q1 2022

Peritoneal hematoma

Peritoneal hemorrhage

EXCLUDES1 *traumatic hemoperitoneum (S36.8-)*

EXCLUDES2 *retroperitoneal hematoma (K68.3)*

retroperitoneal hemorrhage (K68.3)

K66.8 **Other specified disorders of peritoneum**

K66.9 **Disorder of peritoneum, unspecified**

K67 **Disorders of peritoneum in infectious diseases classified elsewhere** HCC MCC CC/MCC Ex0

Code first underlying disease, such as:

congenital syphilis (A50.0)

helminthiasis (B65.0 -B83.9)

EXCLUDES1 *peritonitis in chlamydia (A74.81)*

peritonitis in diphtheria (A36.89)

peritonitis in gonococcal (A54.85)

peritonitis in syphilis (late) (A52.74)

peritonitis in tuberculosis (A18.31)

4th K68 **Disorders of retroperitoneum**

5th K68.1 **Retroperitoneal abscess**

K68.11 **Postprocedural retroperitoneal abscess** CC HAC CC/MCC Ex0

EXCLUDES2 *infection following procedure (T81.4-)*

K68.12 **Psoas muscle abscess** HCC MCC CC/MCC Ex0

K68.19 **Other retroperitoneal abscess** HCC MCC CC/MCC Ex0

AHA: Q2 2025, Q2 2023, Q1 2019

K68.2 **Retroperitoneal fibrosis** MCC CC/MCC Ex0

Code also, if applicable, associated obstruction of ureter (N13.5)

K68.3 **Retroperitoneal hematoma** MCC CC/MCC Ex0

Retroperitoneal hemorrhage

K68.9 **Other disorders of retroperitoneum** MCC CC/MCC Ex0

Diseases of liver (K70-K77)

EXCLUDES1 *jaundice NOS (R17)*

EXCLUDES2 *hemochromatosis (E83.11-)*
Reye's syndrome (G93.7)
viral hepatitis (B15-B19)
Wilson's disease (E83.01)

4th K70 **Alcoholic liver disease**

Use additional code to identify:
alcohol abuse and dependence (F10.-)

K70.0 **Alcoholic fatty liver** A

5th K70.1 **Alcoholic hepatitis**

K70.10 **Alcoholic hepatitis without ascites** A HCC

K70.11 **Alcoholic hepatitis with ascites** A HCC

K70.2 **Alcoholic fibrosis and sclerosis of liver** A

5th K70.3 **Alcoholic cirrhosis of liver**

Alcoholic cirrhosis NOS

K70.30 **Alcoholic cirrhosis of liver without ascites** A HCC

K70.31 **Alcoholic cirrhosis of liver with ascites** A HCC

AHA: Q1 2018

5th K70.4 **Alcoholic hepatic failure**

Acute alcoholic hepatic failure
Alcoholic hepatic failure NOS
Chronic alcoholic hepatic failure
Subacute alcoholic hepatic failure

K70.40 **Alcoholic hepatic failure without coma** A HCC

K70.41 **Alcoholic hepatic failure with coma** A HCC MCC CC/MCC Ex

K70.9 **Alcoholic liver disease, unspecified** A

4th **K71 Toxic liver disease**

INCLUDES *drug-induced idiosyncratic (unpredictable) liver disease*
drug-induced toxic (predictable) liver disease

Code first poisoning due to drug or toxin, if applicable (T36-T65 with fifth or sixth character 1-4)

Use additional code for adverse effect, if applicable, to identify drug (T36-T50 with fifth or sixth character 5)

EXCLUDES *alcoholic liver disease (K70.-)*
Budd-Chiari syndrome (I82.0)

K71.0 Toxic liver disease with cholestasis CC/MCC Exc
Cholestasis with hepatocyte injury
'Pure' cholestasis

5th **K71.1 Toxic liver disease with hepatic necrosis**
Hepatic failure (acute) (chronic) due to drugs

K71.10 Toxic liver disease with hepatic necrosis, without coma CC/MCC Exc

K71.11 Toxic liver disease with hepatic necrosis, with coma MCC CC/MCC Exc

K71.2 Toxic liver disease with acute hepatitis CC/MCC Exc

K71.3 Toxic liver disease with chronic persistent hepatitis HCC CC/MCC Exc

K71.4 Toxic liver disease with chronic lobular hepatitis HCC CC/MCC Exc

5th **K71.5 Toxic liver disease with chronic active hepatitis**
Toxic liver disease with lupoid hepatitis

K71.50 Toxic liver disease with chronic active hepatitis without ascites HCC CC/MCC Exc

K71.51 Toxic liver disease with chronic active hepatitis with ascites HCC CC/MCC Exc
AHA: Q1 2018

K71.6 Toxic liver disease with hepatitis, not elsewhere classified CC/MCC Exc

K71.7 Toxic liver disease with fibrosis and cirrhosis of liver HCC CC/MCC Exc

K71.8 Toxic liver disease with other disorders of liver CC/MCC Exc
AHA: Q1 2024
Toxic liver disease with focal nodular hyperplasia
Toxic liver disease with hepatic granulomas
Toxic liver disease with peliosis hepatis
Toxic liver disease with veno-occlusive disease of liver

K71.9 Toxic liver disease, unspecified CC/MCC Exc
AHA: Q1 2024

4th **K72 Hepatic failure, not elsewhere classified**

INCLUDES *fulminant hepatitis NEC, with hepatic failure*
liver (cell) necrosis with hepatic failure
malignant hepatitis NEC, with hepatic failure
yellow liver atrophy or dystrophy

Use additional code, if applicable, for ascites (R18.8)

EXCLUDES1 *alcoholic hepatic failure (K70.4)*
hepatic failure with toxic liver disease (K71.1-)
icterus of newborn (P55-P59)
postprocedural hepatic failure (K91.82)

EXCLUDES2 *hepatic failure complicating abortion or ectopic or molar pregnancy (O00-O07, O08.8)*
hepatic failure complicating pregnancy, childbirth and the puerperium (O26.6-)
viral hepatitis with hepatic coma (B15-B19)

5th **K72.0 Acute and subacute hepatic failure**

Acute non-viral hepatitis NOS

K72.00 Acute and subacute hepatic failure without coma MCC CC/MCC Exc

AHA: Q1 2021, Q2 2015

K72.01 Acute and subacute hepatic failure with coma MCC CC/MCC Exc

5th **K72.1 Chronic hepatic failure**

End stage liver disease

K72.10 Chronic hepatic failure without coma HCC

AHA: Q1 2021, Q1 2017

K72.11 Chronic hepatic failure with coma HCC MCC CC/MCC Exc

5th **K72.9 Hepatic failure, unspecified**

K72.90 Hepatic failure, unspecified without coma HCC

AHA: Q1 2022, Q4 2018, Q2 2016

K72.91 Hepatic failure, unspecified with coma HCC MCC CC/MCC Exc

Hepatic coma NOS

4th K73 **Chronic hepatitis, not elsewhere classified**

Use additional code, if applicable, for ascites (R18.8)

EXCLUDES1 *alcoholic hepatitis (chronic) (K70.1-)*
drug-induced hepatitis (chronic) (K71.-)
granulomatous hepatitis (chronic) NEC (K75.3)
reactive, nonspecific hepatitis (chronic) (K75.2)
viral hepatitis (chronic) (B15-B19)

K73.0 **Chronic persistent hepatitis, not elsewhere classified** HCC

K73.1 **Chronic lobular hepatitis, not elsewhere classified** HCC CC/MCC Ex6

K73.2 **Chronic active hepatitis, not elsewhere classified** HCC CC/MCC Ex6

K73.8 **Other chronic hepatitis, not elsewhere classified** HCC CC/MCC Ex6

K73.9 **Chronic hepatitis, unspecified** HCC

4th K74 **Fibrosis and cirrhosis of liver**

Code also, if applicable, viral hepatitis (acute) (chronic) (B15-B19)

EXCLUDES1 *alcoholic cirrhosis (of liver) (K70.3)*
alcoholic fibrosis of liver (K70.2)
cardiac sclerosis of liver (K76.1)
cirrhosis (of liver) with toxic liver disease (K71.7)
congenital cirrhosis (of liver) (P78.81)
pigmentary cirrhosis (of liver) (E83.110)

5th K74.0 **Hepatic fibrosis**

Code first underlying liver disease, such as:
nonalcoholic steatohepatitis (NASH) (K75.81)

K74.00 **Hepatic fibrosis, unspecified** PDxIn

AHA: Q4 2020

K74.01 **Hepatic fibrosis, early fibrosis** PDxIn

AHA: Q4 2020

Hepatic fibrosis, stage F1 or stage F2

K74.02 **Hepatic fibrosis, advanced fibrosis** PDxIn

AHA: Q4 2020

Hepatic fibrosis, stage F3

EXCLUDES1 *cirrhosis of liver (K74.6-)*
hepatic fibrosis, stage F4 (K74.6-)

K74.1 **Hepatic sclerosis** CC/MCC Exc

K74.2 **Hepatic fibrosis with hepatic sclerosis** CC/MCC Exc

K74.3 **Primary biliary cirrhosis** HCC RxHCC CC/MCC Exc

Chronic nonsuppurative destructive cholangitis

Primary biliary cholangitis

Excludes1 *primary sclerosing cholangitis (K83.01)*

K74.4 **Secondary biliary cirrhosis** HCC CC/MCC Exc

K74.5 **Biliary cirrhosis, unspecified** HCC CC/MCC Exc

5th K74.6 **Other and unspecified cirrhosis of liver**

K74.60 **Unspecified cirrhosis of liver** HCC CC/MCC Exc

AHA: Q4 2020, Q1 2018

Cirrhosis (of liver) NOS

K74.69 **Other cirrhosis of liver** HCC CC/MCC Exc

Cryptogenic cirrhosis (of liver)

Macronodular cirrhosis (of liver)

Micronodular cirrhosis (of liver)

Mixed type cirrhosis (of liver)

Portal cirrhosis (of liver)

Postnecrotic cirrhosis (of liver)

4th K75 **Other inflammatory liver diseases**

Excludes1 *toxic liver disease (K71.-)*

K75.0 **Abscess of liver** MCC CC/MCC Exc

Cholangitic hepatic abscess

Hematogenic hepatic abscess

Hepatic abscess NOS

Lymphogenic hepatic abscess

Pylephlebitic hepatic abscess

Excludes1 *amebic liver abscess (A06.4)*

cholangitis without liver abscess (K83.09)

pylephlebitis without liver abscess (K75.1)

Excludes1 *acute or subacute hepatitis NOS (B17.9)*

acute or subacute non-viral hepatitis (K72.0)

chronic hepatitis NEC (K73.8)

K75.1 Phlebitis of portal vein MCC CC/MCC Ex0

Pylephlebitis

Excludes1 *pylephlebitic liver abscess (K75.0)*

K75.2 Nonspecific reactive hepatitis CC/MCC Ex0

Excludes1 *acute or subacute hepatitis (K72.0-)*
chronic hepatitis NEC (K73.-)
viral hepatitis (B15-B19)

K75.3 Granulomatous hepatitis, not elsewhere classified CC/MCC Ex0

Excludes1 *acute or subacute hepatitis (K72.0-)*
chronic hepatitis NEC (K73.-)
viral hepatitis (B15-B19)

K75.4 Autoimmune hepatitis HCC CC/MCC Ex0

Lupoid hepatitis NEC

5th **K75.8 Other specified inflammatory liver diseases**

K75.81 Nonalcoholic steatohepatitis (NASH) CC/MCC Ex0

*Metabolic dysfunction-associated steatohepatitis (MASH)

Use additional code, if applicable, hepatic fibrosis (K74.0-)

K75.89 Other specified inflammatory liver diseases CC/MCC Ex0

K75.9 Inflammatory liver disease, unspecified CC/MCC Ex0

AHA: Q2 2015

Hepatitis NOS

Excludes1 *acute or subacute hepatitis (K72.0-)*
chronic hepatitis NEC (K73.-)
viral hepatitis (B15-B19)

4th **K76 Other diseases of liver**

Excludes1 *alcoholic liver disease (K70.-)*
amyloid degeneration of liver (E85.-)
cystic disease of liver (congenital) (Q44.6)
hepatic vein thrombosis (I82.0)
hepatomegaly NOS (R16.0)
pigmentary cirrhosis (of liver) (E83.110)
portal vein thrombosis (I81)
toxic liver disease (K71.-)

K76.0 Fatty (change of) liver, not elsewhere classified CC/MCC Ex0

*Metabolic dysfunction-associated steatotic liver disease (MASLD)

Nonalcoholic fatty liver disease (NAFLD)

EXCLUDES1 *nonalcoholic steatohepatitis (NASH) (K75.81)*

K76.1 Chronic passive congestion of liver

Cardiac cirrhosis

Cardiac sclerosis

K76.2 Central hemorrhagic necrosis of liver MCC CC/MCC Ex0

EXCLUDES1 *liver necrosis with hepatic failure (K72.-)*

K76.3 Infarction of liver MCC CC/MCC Ex0

K76.4 Peliosis hepatis CC/MCC Ex0

Hepatic angiomatosis

K76.5 Hepatic veno-occlusive disease CC/MCC Ex0

EXCLUDES1 *Budd-Chiari syndrome (I82.0)*

K76.6 Portal hypertension CC HCC CC/MCC Ex0

AHA: Q1 2020

Use additional code for any associated complications, such as:

portal hypertensive gastropathy (K31.89)

K76.7 Hepatorenal syndrome HCC MCC CC/MCC Ex0

AHA: Q1 2025

EXCLUDES1 *hepatorenal syndrome following labor and delivery (O90.41)*

postprocedural hepatorenal syndrome (K91.83)

5th **K76.8 Other specified diseases of liver**

K76.81 Hepatopulmonary syndrome HCC PDxIn

Code first underlying liver disease, such as:

alcoholic cirrhosis of liver (K70.3-)

cirrhosis of liver without mention of alcohol (K74.6-)

K76.82 Hepatic encephalopathy HCC

AHA: Q4 2022

Hepatic encephalopathy, NOS
Hepatic encephalopathy without coma
Hepatocerebral intoxication
Portal-systemic encephalopathy

Code also underlying liver disease, such as:
- acute and subacute hepatic failure without coma (K72.00)
- alcoholic hepatic failure without coma (K70.40)
- chronic hepatic failure without coma (K72.10)
- hepatic failure with toxic liver disease without coma (K71.10)
- hepatic failure without coma (K72.90)
- icterus of newborn (P55-P59)
- postprocedural hepatic failure (K91.82)
- viral hepatitis without hepatic coma (B15.9, B16.1, B16.9, B17.10, B19.10, B19.20, B19.9)

EXCLUDES1 *acute and subacute hepatic failure with coma (K72.01)*
- *alcoholic hepatic failure with coma (K70.41)*
- *chronic hepatic failure with coma (K72.11)*
- *hepatic failure with coma (K72.91)*

K76.89 Other specified diseases of liver CC/MCC Ex0

AHA: Q1 2023, Q3 2022

Cyst (simple) of liver
Focal nodular hyperplasia of liver
Hepatoptosis

K76.9 **Liver disease, unspecified** CC/MCC Ex6

K77 **Liver disorders in diseases classified elsewhere** CC

Code first underlying disease, such as:

amyloidosis (E85.-)

congenital syphilis (A50.0, A50.5)

congenital toxoplasmosis (P37.1)

infectious mononucleosis with liver disease (B27.0-B27.9 with fifth character 9)

schistosomiasis (B65.0-B65.9)

EXCLUDES *alcoholic hepatitis (K70.1-)*

alcoholic liver disease (K70.-)

cytomegaloviral hepatitis (B25.1)

herpesviral [herpes simplex] hepatitis (B00.81)

mumps hepatitis (B26.81)

sarcoidosis with liver disease (D86.89)

secondary syphilis with liver disease (A51.45)

syphilis (late) with liver disease (A52.74)

toxoplasmosis (acquired) hepatitis (B58.1)

tuberculosis with liver disease (A18.83)

Disorders of gallbladder, biliary tract and pancreas (K80-K87)

4th K80 **Cholelithiasis (Figure 11.4)**

DEFINITION: Cholelithiasis is the presence of gallstones, which are concretions that form in the biliary tract (typically in the gallbladder).

EXCLUDES1 *retained cholelithiasis following cholecystectomy (K91.86)*

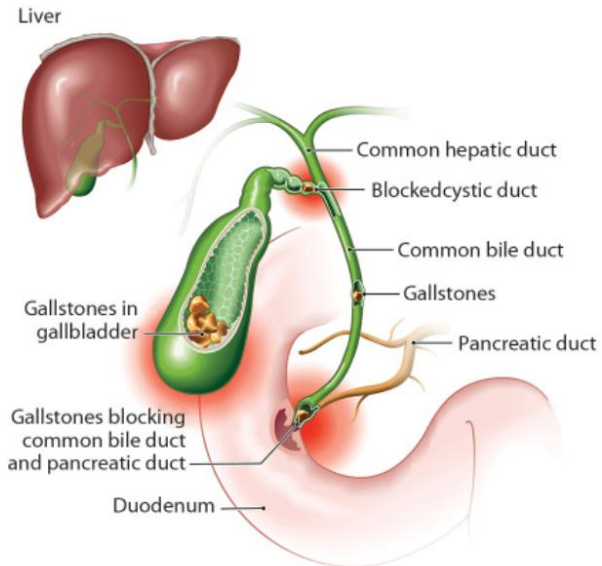

Figure 11.4 Gallstones

5th K80.0 **Calculus of gallbladder with acute cholecystitis**

Any condition listed in K80.2 with acute cholecystitis

Use additional code if applicable for associated gangrene of gallbladder (K82.A1), or perforation of gallbladder (K82.A2)

K80.00 **Calculus of gallbladder with acute cholecystitis without obstruction** CC CC/MCC Ex6

AHA: Q2 2023, Q4 2018

K80.01 **Calculus of gallbladder with acute cholecystitis with obstruction** CC CC/MCC Ex6

K80.1 Calculus of gallbladder with other cholecystitis

Use additional code if applicable for associated gangrene of gallbladder (K82.A1), or perforation of gallbladder (K82.A2)

K80.10 Calculus of gallbladder with chronic cholecystitis without obstruction CC CC/MCC Exc

Cholelithiasis with cholecystitis NOS

K80.11 Calculus of gallbladder with chronic cholecystitis with obstruction CC CC/MCC Exc

K80.12 Calculus of gallbladder with acute and chronic cholecystitis without obstruction CC CC/MCC Exc

K80.13 Calculus of gallbladder with acute and chronic cholecystitis with obstruction CC CC/MCC Exc

K80.18 Calculus of gallbladder with other cholecystitis without obstruction CC CC/MCC Exc

K80.19 Calculus of gallbladder with other cholecystitis with obstruction CC CC/MCC Exc

K80.2 Calculus of gallbladder without cholecystitis

Cholecystolithiasis without cholecystitis

Cholelithiasis (without cholecystitis)

Colic (recurrent) of gallbladder (without cholecystitis)

Gallstone (impacted) of cystic duct (without cholecystitis)

Gallstone (impacted) of gallbladder (without cholecystitis)

K80.20 Calculus of gallbladder without cholecystitis without obstruction CC/MCC Exc

K80.21 Calculus of gallbladder without cholecystitis with obstruction CC CC/MCC Exc

K80.3 Calculus of bile duct with cholangitis

Any condition listed in K80.5 with cholangitis

K80.30 Calculus of bile duct with cholangitis, unspecified, without obstruction CC CC/MCC Exc

K80.31 Calculus of bile duct with cholangitis, unspecified, with obstruction CC CC/MCC Exc

K80.32 Calculus of bile duct with acute cholangitis without obstruction CC CC/MCC Exc

K80.33 Calculus of bile duct with acute cholangitis with obstruction CC CC/MCC Exc

K80.34 Calculus of bile duct with chronic cholangitis without obstruction CC CC/MCC Exc

K80.35 Calculus of bile duct with chronic cholangitis with obstruction CC CC/MCC Exc

K80.36 Calculus of bile duct with acute and chronic cholangitis without obstruction CC CC/MCC Exc

K80.37 Calculus of bile duct with acute and chronic cholangitis with obstruction CC CC/MCC Exc

5th K80.4 Calculus of bile duct with cholecystitis

Any condition listed in K80.5 with cholecystitis (with cholangitis)

Code also, if applicable, fistula of bile duct (K83.3)

Use additional code if applicable for associated gangrene of gallbladder (K82.A1), or perforation of gallbladder (K82.A2)

K80.40 Calculus of bile duct with cholecystitis, unspecified, without obstruction CC CC/MCC Exc

K80.41 Calculus of bile duct with cholecystitis, unspecified, with obstruction CC CC/MCC Exc

AHA: Q1 2019

K80.42 Calculus of bile duct with acute cholecystitis without obstruction CC CC/MCC Exc

K80.43 Calculus of bile duct with acute cholecystitis with obstruction CC CC/MCC Exc

K80.44 Calculus of bile duct with chronic cholecystitis without obstruction CC CC/MCC Exc

K80.45 Calculus of bile duct with chronic cholecystitis with obstruction CC CC/MCC Exc

K80.46 Calculus of bile duct with acute and chronic cholecystitis without obstruction CC CC/MCC Exc

K80.47 Calculus of bile duct with acute and chronic cholecystitis with obstruction CC CC/MCC Exc

5th K80.5 Calculus of bile duct without cholangitis or cholecystitis

Choledocholithiasis (without cholangitis or cholecystitis)

Gallstone (impacted) of bile duct NOS (without cholangitis or cholecystitis)

Gallstone (impacted) of common duct (without cholangitis or cholecystitis)

Gallstone (impacted) of hepatic duct (without cholangitis or cholecystitis)

Hepatic cholelithiasis (without cholangitis or cholecystitis)

Hepatic colic (recurrent) (without cholangitis or cholecystitis)

K80.50 Calculus of bile duct without cholangitis or cholecystitis without obstruction CC/MCC Exc

K80.51 Calculus of bile duct without cholangitis or cholecystitis with obstruction CC CC/MCC Exc

5th K80.6 Calculus of gallbladder and bile duct with cholecystitis

Use additional code if applicable for associated gangrene of gallbladder (K82.A1), or perforation of gallbladder (K82.A2)

K80.60 Calculus of gallbladder and bile duct with cholecystitis, unspecified, without obstruction CC CC/MCC Exc

K80.61 Calculus of gallbladder and bile duct with cholecystitis, unspecified, with obstruction CC CC/MCC Exc

K80.62 Calculus of gallbladder and bile duct with acute cholecystitis without obstruction CC CC/MCC Exc

K80.63 Calculus of gallbladder and bile duct with acute cholecystitis with obstruction CC CC/MCC Exc

K80.64 Calculus of gallbladder and bile duct with chronic cholecystitis without obstruction CC CC/MCC Exc

K80.65 Calculus of gallbladder and bile duct with chronic cholecystitis with obstruction CC CC/MCC Exc

K80.66 Calculus of gallbladder and bile duct with acute and chronic cholecystitis without obstruction CC CC/MCC Exc

K80.67 Calculus of gallbladder and bile duct with acute and chronic cholecystitis with obstruction MCC CC/MCC Exc

5th K80.7 Calculus of gallbladder and bile duct without cholecystitis

K80.70 Calculus of gallbladder and bile duct without cholecystitis without obstruction CC/MCC Ex0

K80.71 Calculus of gallbladder and bile duct without cholecystitis with obstruction CC CC/MCC Ex0

5th K80.8 Other cholelithiasis

K80.80 Other cholelithiasis without obstruction CC/MCC Ex0

K80.81 Other cholelithiasis with obstruction CC CC/MCC Ex0

4th K81 Cholecystitis

Use additional code if applicable for associated gangrene of gallbladder (K82.A1), or perforation of gallbladder (K82.A2)

EXCLUDES1 *cholecystitis with cholelithiasis (K80.-)*

K81.0 Acute cholecystitis CC CC/MCC Ex0

Abscess of gallbladder
Angiocholecystitis
Emphysematous (acute) cholecystitis
Empyema of gallbladder
Gangrene of gallbladder
Gangrenous cholecystitis
Suppurative cholecystitis

K81.1 Chronic cholecystitis CC/MCC Ex0

K81.2 Acute cholecystitis with chronic cholecystitis CC CC/MCC Ex0

K81.9 Cholecystitis, unspecified CC/MCC Ex0

4th K82 Other diseases of gallbladder

EXCLUDES1 *nonvisualization of gallbladder (R93.2)*
postcholecystectomy syndrome (K91.5)

K82.0 Obstruction of gallbladder CC CC/MCC Ex0

Occlusion of cystic duct or gallbladder without cholelithiasis
Stenosis of cystic duct or gallbladder without cholelithiasis
Stricture of cystic duct or gallbladder without cholelithiasis

EXCLUDES1 *obstruction of gallbladder with cholelithiasis (K80.-)*

K82.1 **Hydrops of gallbladder** CC CC/MCC Ex0

Mucocele of gallbladder

K82.2 **Perforation of gallbladder** MCC CC/MCC Ex0

Rupture of cystic duct or gallbladder

EXCLUDES1 *Perforation of gallbladder in cholecystitis (K82.A2)*

K82.3 **Fistula of gallbladder** CC CC/MCC Ex0

Cholecystocolic fistula

Cholecystoduodenal fistula

Code also, if applicable, disruption of internal operation (surgical) wound (T81.32-)

K82.4 **Cholesterolosis of gallbladder** CC/MCC Ex0

Strawberry gallbladder

EXCLUDES1 *cholesterolosis of gallbladder with cholecystitis (K81.-)*

cholesterolosis of gallbladder with cholelithiasis (K80.-)

K82.8 **Other specified diseases of gallbladder** CC/MCC Ex0

Adhesions of cystic duct or gallbladder

Atrophy of cystic duct or gallbladder

Cyst of cystic duct or gallbladder

Dyskinesia of cystic duct or gallbladder

Hypertrophy of cystic duct or gallbladder

Nonfunctioning of cystic duct or gallbladder

Ulcer of cystic duct or gallbladder

K82.9 **Disease of gallbladder, unspecified** CC/MCC Ex0

5th K82.A **Disorders of gallbladder in diseases classified elsewhere**

Code first the type of cholecystitis (K81.-), or cholelithiasis with cholecystitis (K80.00-K80.19, K80.40-K80.47, K80.60-K80.67)

K82.A1 **Gangrene of gallbladder in cholecystitis**

AHA: Q4 2018

K82.A2 **Perforation of gallbladder in cholecystitis** CC CC/MCC Ex0

AHA: Q4 2018

4th **K83 Other diseases of biliary tract**

EXCLUDES1 *postcholecystectomy syndrome (K91.5)*

EXCLUDES2 *conditions involving the gallbladder (K81-K82)*

conditions involving the cystic duct (K81-K82)

5th **K83.0 Cholangitis**

EXCLUDES1 *cholangitic liver abscess (K75.0)*

cholangitis with choledocholithiasis (K80.3-, K80.4-)

EXCLUDES2 *chronic nonsuppurative destructive cholangitis (K74.3)*

primary biliary cholangitis (K74.3)

primary biliary cirrhosis (K74.3)

K83.01 Primary sclerosing cholangitis CC HCC CC/MCC Ex0

AHA: Q4 2018

K83.09 Other cholangitis CC HCC CC/MCC Ex0

AHA: Q4 2018

Ascending cholangitis

Cholangitis NOS

Primary cholangitis

Recurrent cholangitis

Sclerosing cholangitis

Secondary cholangitis

Stenosing cholangitis

Suppurative cholangitis

K83.1 Obstruction of bile duct HCC MCC CC/MCC Ex0

AHA: Q1 2023, Q1 2016

Occlusion of bile duct without cholelithiasis

Stenosis of bile duct without cholelithiasis

Stricture of bile duct without cholelithiasis

EXCLUDES1 *congenital obstruction of bile duct (Q44.3)*

obstruction of bile duct with cholelithiasis (K80.-)

K83.2 **Perforation of bile duct** MCC CC/MCC Ex6

Rupture of bile duct

K83.3 **Fistula of bile duct** CC CC/MCC Ex6

AHA: Q1 2019

Choledochoduodenal fistula

K83.4 **Spasm of sphincter of Oddi**

K83.5 **Biliary cyst** CC/MCC Ex6

K83.8 **Other specified diseases of biliary tract** CC/MCC Ex6

Adhesions of biliary tract

Atrophy of biliary tract

Hypertrophy of biliary tract

Ulcer of biliary tract

K83.9 **Disease of biliary tract, unspecified** CC/MCC Ex6

4th K85 **Acute pancreatitis (Figure 11.5)**

INCLUDES *acute (recurrent) pancreatitis*

subacute pancreatitis

5th K85.0 **Idiopathic acute pancreatitis**

K85.00 **Idiopathic acute pancreatitis without necrosis or infection** MCC CC/MCC Ex6

K85.01 **Idiopathic acute pancreatitis with uninfected necrosis** MCC CC/MCC Ex6

K85.02 **Idiopathic acute pancreatitis with infected necrosis** MCC CC/MCC Ex6

5th K85.1 **Biliary acute pancreatitis**

Gallstone pancreatitis

K85.10 **Biliary acute pancreatitis without necrosis or infection** MCC CC/MCC Ex6

AHA: Q2 2023

K85.11 **Biliary acute pancreatitis with uninfected necrosis** MCC CC/MCC Ex6

K85.12 **Biliary acute pancreatitis with infected necrosis** MCC CC/MCC Ex6

5th K85.2 Alcohol induced acute pancreatitis

See Official Guidelines, "Medical Conditions Due to Psychoactive Substance Use, Abuse and Dependence" I.C.5.b.4

Excludes 2 *alcohol induced chronic pancreatitis (K86.0)*

K85.20 Alcohol induced acute pancreatitis without necrosis or infection MCC CC/MCC Ex0

AHA: Q1 2020

K85.21 Alcohol induced acute pancreatitis with uninfected necrosis MCC CC/MCC Ex0

K85.22 Alcohol induced acute pancreatitis with infected necrosis MCC CC/MCC Ex0

5th K85.3 Drug induced acute pancreatitis

Use additional code for adverse effect, if applicable, to identify drug (T36-T50 with fifth or sixth character 5)

Use additional code to identify drug abuse and dependence (F11.-F17.-)

K85.30 Drug induced acute pancreatitis without necrosis or infection MCC CC/MCC Ex0

K85.31 Drug induced acute pancreatitis with uninfected necrosis MCC CC/MCC Ex0

K85.32 Drug induced acute pancreatitis with infected necrosis MCC CC/MCC Ex0

5th K85.8 Other acute pancreatitis

K85.80 Other acute pancreatitis without necrosis or infection MCC CC/MCC Ex0

K85.81 Other acute pancreatitis with uninfected necrosis MCC CC/MCC Ex0

K85.82 Other acute pancreatitis with infected necrosis MCC CC/MCC Ex0

5th K85.9 Acute pancreatitis, unspecified

Pancreatitis NOS

K85.90 Acute pancreatitis without necrosis or infection, unspecified MCC CC/MCC Ex0

K85.91 Acute pancreatitis with uninfected necrosis, unspecified MCC CC/MCC Ex0

K85.92 Acute pancreatitis with infected necrosis, unspecified MCC CC/MCC Ex0

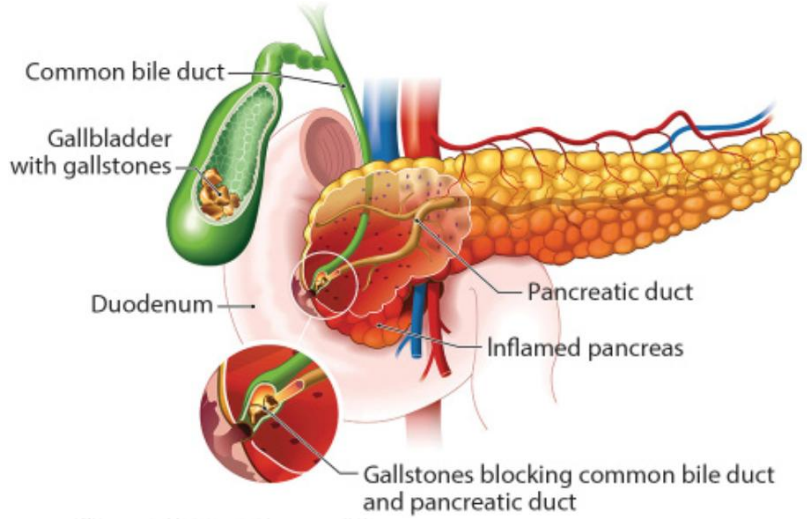

Figure 11.5 Acute Pancreatitis

4th **K86 Other diseases of pancreas**

Excludes *fibrocystic disease of pancreas (E84.-)*
islet cell tumor (of pancreas) (D13.7)
pancreatic steatorrhea (K90.3)

K86.0 Alcohol-induced chronic pancreatitis CC HCC RxHCC CC/MCC Ex0

Use additional code to identify:
alcohol abuse and dependence (F10.-)

Code also exocrine pancreatic insufficiency (K86.81)

Excludes *alcohol induced acute pancreatitis (K85.2-)*

K86.1 Other chronic pancreatitis CC HCC RxHCC CC/MCC Ex0

Chronic pancreatitis NOS
Infectious chronic pancreatitis
Recurrent chronic pancreatitis
Relapsing chronic pancreatitis

Code also exocrine pancreatic insufficiency (K86.81)

K86.2 Cyst of pancreas CC RxHCC CC/MCC Ex0

K86.3 Pseudocyst of pancreas CC RxHCC CC/MCC Ex0

5th K86.8 Other specified diseases of pancreas

K86.81 Exocrine pancreatic insufficiency RxHCC CC/MCC Exc

AHA: Q4 2016

K86.89 Other specified diseases of pancreas RxHCC CC/MCC Exc

AHA: Q3 2024, Q4 2016

Aseptic pancreatic necrosis, unrelated to acute pancreatitis
Atrophy of pancreas
Calculus of pancreas
Cirrhosis of pancreas
Fibrosis of pancreas
Pancreatic fat necrosis, unrelated to acute pancreatitis
Pancreatic infantilism
Pancreatic necrosis NOS, unrelated to acute pancreatitis

K86.9 Disease of pancreas, unspecified RxHCC CC/MCC Exc

K87 Disorders of gallbladder, biliary tract and pancreas in diseases classified elsewhere RxHCC

Code first underlying disease

Excludes1 *cytomegaloviral pancreatitis (B25.2)*
mumps pancreatitis (B26.3)
syphilitic gallbladder (A52.74)
syphilitic pancreas (A52.74)
tuberculosis of gallbladder (A18.83)
tuberculosis of pancreas (A18.83)

Other diseases of the digestive system (K90-K95)

4th **K90 Intestinal malabsorption**

EXCLUDES1 *intestinal malabsorption following gastrointestinal surgery (K91.2)*

K90.0 Celiac disease RxHCC CC/MCC Ex6

Celiac disease with steatorrhea

Celiac gluten-sensitive enteropathy

Nontropical sprue

Use additional code for associated disorders including:

dermatitis herpetiformis (L13.0)

gluten ataxia (G32.81)

Code also exocrine pancreatic insufficiency (K86.81)

K90.1 Tropical sprue CC RxHCC CC/MCC Ex6

Sprue NOS

Tropical steatorrhea

K90.2 Blind loop syndrome, not elsewhere classified CC RxHCC CC/MCC Ex6

Blind loop syndrome NOS

EXCLUDES1 *congenital blind loop syndrome (Q43.8)*

postsurgical blind loop syndrome (K91.2)

K90.3 Pancreatic steatorrhea CC RxHCC CC/MCC Ex6

5th **K90.4 Other malabsorption due to intolerance**

EXCLUDES1 *celiac gluten-sensitive enteropathy (K90.0)*

lactose intolerance (E73.-)

K90.41 Non-celiac gluten sensitivity CC CC/MCC Ex6

AHA: Q4 2016

Gluten sensitivity NOS

Non-celiac gluten sensitive enteropathy

K90.49 Malabsorption due to intolerance, not elsewhere classified CC RxHCC CC/MCC Ex6

AHA: Q4 2016

Malabsorption due to intolerance to carbohydrate

Malabsorption due to intolerance to fat

Malabsorption due to intolerance to protein

Malabsorption due to intolerance to starch

5th K90.8 **Other intestinal malabsorption**

K90.81 **Whipple's disease** CC RxHCC CC/MCC Ex6

6th K90.82 **Short bowel syndrome**

Short gut syndrome

EXCLUDES1 *postsurgical malabsorption, not elsewhere classified (K91.2)*

K90.821 **Short bowel syndrome with colon in continuity** CC RxHCC CC/MCC Ex6

Short bowel syndrome with colonic continuity

K90.822 **Short bowel syndrome without colon in continuity** CC RxHCC CC/MCC Ex6

Short bowel syndrome without colonic continuity

Use additional code, if applicable, for colostomy status (Z93.3)

K90.829 **Short bowel syndrome, unspecified** CC RxHCC CC/MCC Ex6

K90.83 **Intestinal failure** CC RxHCC CC/MCC Ex6

K90.89 **Other intestinal malabsorption** CC RxHCC CC/MCC Ex6

K90.9 **Intestinal malabsorption, unspecified** CC RxHCC CC/MCC Ex6

AHA: Q4 2017

4th K91 **Intraoperative and postprocedural complications and disorders of digestive system, not elsewhere classified**

EXCLUDES1 *complications of artificial opening of digestive system (K94.-)*

complications of bariatric procedures (K95.-)

gastrojejunal ulcer (K28.-)

postprocedural (radiation) retroperitoneal abscess (K68.11)

radiation colitis (K52.0)

radiation gastroenteritis (K52.0)

radiation proctitis (K62.7)

K91.0 **Vomiting following gastrointestinal surgery** CC/MCC Ex6

K91.1 **Postgastric surgery syndromes** CC/MCC Ex6

Dumping syndrome

Postgastrectomy syndrome

Postvagotomy syndrome

K91.2 **Postsurgical malabsorption, not elsewhere classified** CC RxHCC CC/MCC Ex6

Postsurgical blind loop syndrome

EXCLUDES1 *malabsorption osteomalacia in adults (M83.2)*

malabsorption osteoporosis, postsurgical (M80.8-, M81.8)

5th K91.3 Postprocedural intestinal obstruction

K91.30 Postprocedural intestinal obstruction, unspecified as to partial versus complete CC CC/MCC Ex0

AHA: Q4 2017

Postprocedural intestinal obstruction NOS

K91.31 Postprocedural partial intestinal obstruction CC CC/MCC Ex0

AHA: Q4 2017

Postprocedural incomplete intestinal obstruction

K91.32 Postprocedural complete intestinal obstruction CC CC/MCC Ex0

AHA: Q4 2017

K91.5 Postcholecystectomy syndrome

5th K91.6 Intraoperative hemorrhage and hematoma of a digestive system organ or structure complicating a procedure

EXCLUDES1 *intraoperative hemorrhage and hematoma of a digestive system organ or structure due to accidental puncture and laceration during a procedure (K91.7-)*

K91.61 Intraoperative hemorrhage and hematoma of a digestive system organ or structure complicating a digestive system procedure CC CC/MCC Ex0

AHA: Q1 2020

K91.62 Intraoperative hemorrhage and hematoma of a digestive system organ or structure complicating other procedure CC CC/MCC Ex0

5th K91.7 Accidental puncture and laceration of a digestive system organ or structure during a procedure

K91.71 Accidental puncture and laceration of a digestive system organ or structure during a digestive system procedure CC CC/MCC Ex0

AHA: Q1 2022, Q2 2021

K91.72 Accidental puncture and laceration of a digestive system organ or structure during other procedure CC CC/MCC Ex0

AHA: Q1 2022, Q2 2019

5th K91.8 Other intraoperative and postprocedural complications and disorders of digestive system

K91.81 Other intraoperative complications of digestive system CC CC/MCC Ex0

K91.82 Postprocedural hepatic failure CC CC/MCC Ex0

K91.83 Postprocedural hepatorenal syndrome CC CC/MCC Ex0

6th K91.84 Postprocedural hemorrhage of a digestive system organ or structure following a procedure

K91.840 Postprocedural hemorrhage of a digestive system organ or structure following a digestive system procedure CC CC/MCC Ex0

AHA: Q1 2016

K91.841 Postprocedural hemorrhage of a digestive system organ or structure following other procedure CC CC/MCC Ex0

6th K91.85 Complications of intestinal pouch

K91.850 Pouchitis CC HCC CC/MCC Ex0

Inflammation of internal ileoanal pouch

K91.858 Other complications of intestinal pouch CC HCC CC/MCC Ex0

AHA: Q2 2019

K91.86 Retained cholelithiasis following cholecystectomy CC CC/MCC Ex0

6th K91.87 Postprocedural hematoma and seroma of a digestive system organ or structure following a procedure

K91.870 Postprocedural hematoma of a digestive system organ or structure following a digestive system procedure CC CC/MCC Ex0

AHA: Q1 2022

K91.871 Postprocedural hematoma of a digestive system organ or structure following other procedure CC CC/MCC Ex0

K91.872 Postprocedural seroma of a digestive system organ or structure following a digestive system procedure CC CC/MCC Ex0

K91.873 Postprocedural seroma of a digestive system organ or structure following other procedure CC CC/MCC Ex0

K91.89 Other postprocedural complications and disorders of digestive system CC CC/MCC Ex0

AHA: Q2 2020, Q1 2017

Use additional code, if applicable, to further specify disorder

EXCLUDES1 *postprocedural retroperitoneal abscess (K68.11)*

4th K92 Other diseases of digestive system

EXCLUDES1 *neonatal gastrointestinal hemorrhage (P54.0-P54.3)*

K92.0 Hematemesis CC CC/MCC Ex0

K92.1 Melena CC CC/MCC Ex0

EXCLUDES1 *occult blood in feces (R19.5)*

K92.2 Gastrointestinal hemorrhage, unspecified CC CC/MCC Ex0

AHA: Q1 2021

Gastric hemorrhage NOS

Intestinal hemorrhage NOS

EXCLUDES1 *acute hemorrhagic gastritis (K29.01)*

hemorrhage of anus and rectum (K62.5)

angiodysplasia of stomach with hemorrhage (K31.811)

diverticular disease with hemorrhage (K57.-)

gastritis and duodenitis with hemorrhage (K29.-)

peptic ulcer with hemorrhage (K25-K28)

5th K92.8 Other specified diseases of the digestive system

K92.81 Gastrointestinal mucositis (ulcerative) CC CC/MCC Excl

Code also type of associated therapy, such as:
antineoplastic and immunosuppressive drugs (T45.1X-)
radiological procedure and radiotherapy (Y84.2)

Excludes *mucositis (ulcerative) of vagina and vulva (N76.81)*
nasal mucositis (ulcerative) (J34.81)
oral mucositis (ulcerative) (K12.3-)

K92.89 Other specified diseases of the digestive system CC/MCC Excl

K92.9 Disease of digestive system, unspecified CC/MCC Excl

4th K94 Complications of artificial openings of the digestive system

5th K94.0 Colostomy complications

K94.00 Colostomy complication, unspecified HCC CC/MCC Excl

K94.01 Colostomy hemorrhage CC HCC CC/MCC Excl

K94.02 Colostomy infection CC HCC CC/MCC Excl

Use additional code to specify type of infection, such as:
cellulitis of abdominal wall (L03.311)
sepsis (A40.-, A41.-)

K94.03 Colostomy malfunction CC HCC CC/MCC Excl

Mechanical complication of colostomy

K94.09 Other complications of colostomy CC HCC CC/MCC Excl

5th K94.1 Enterostomy complications

K94.10 Enterostomy complication, unspecified HCC CC/MCC Excl

K94.11 Enterostomy hemorrhage CC HCC CC/MCC Excl

K94.12 Enterostomy infection CC HCC CC/MCC Excl

Use additional code to specify type of infection, such as:
cellulitis of abdominal wall (L03.311)
sepsis (A40.-, A41.-)

K94.13 Enterostomy malfunction CC HCC CC/MCC Excl

Mechanical complication of enterostomy

K94.19 Other complications of enterostomy CC HCC CC/MCC Excl

5th K94.2 Gastrostomy complications

K94.20 Gastrostomy complication, unspecified HCC CC/MCC Exc

K94.21 Gastrostomy hemorrhage HCC CC/MCC Exc

K94.22 Gastrostomy infection CC HCC CC/MCC Exc

Use additional code to specify type of infection, such as:

cellulitis of abdominal wall (L03.311)

sepsis (A40.-, A41.-)

K94.23 Gastrostomy malfunction CC HCC CC/MCC Exc

AHA: Q1 2019

Mechanical complication of gastrostomy

K94.29 Other complications of gastrostomy HCC CC/MCC Exc

5th K94.3 Esophagostomy complications

K94.30 Esophagostomy complications, unspecified CC HCC CC/MCC Exc

K94.31 Esophagostomy hemorrhage CC HCC CC/MCC Exc

K94.32 Esophagostomy infection CC HCC CC/MCC Exc

Use additional code to identify the infection

K94.33 Esophagostomy malfunction CC HCC CC/MCC Exc

Mechanical complication of esophagostomy

K94.39 Other complications of esophagostomy CC HCC CC/MCC Exc

4th K95 Complications of bariatric procedures

5th K95.0 Complications of gastric band procedure

K95.01 Infection due to gastric band procedure CC HAC CC/MCC Exc

Use additional code to specify type of infection or organism, such as:

bacterial and viral infectious agents (B95.-, B96.-)

cellulitis of abdominal wall (L03.311)

sepsis (A40.-, A41.-)

K95.09 Other complications of gastric band procedure CC CC/MCC Exc

Use additional code, if applicable, to further specify complication

5th K95.8 Complications of other bariatric procedure

Excludes1 *complications of gastric band surgery (K95.0-)*

K95.81 Infection due to other bariatric procedure CC HAC CC/MCC Exc

Use additional code to specify type of infection or organism, such as:

bacterial and viral infectious agents (B95.-, B96.-)

cellulitis of abdominal wall (L03.311)

sepsis (A40.-, A41.-)

K95.89 Other complications of other bariatric procedure CC CC/MCC Exc

Use additional code, if applicable, to further specify complication

Chapter 12: Diseases of the Skin and Subcutaneous Tissue (L00-L99)

Chapter-Specific Coding Guidelines

I.C.12. Chapter 12: Diseases of the Skin and Subcutaneous Tissue (L00-L99)

a. Pressure ulcer stage codes

1) Pressure ulcer stages

Codes in category L89, Pressure ulcer, identify the site and stage of the pressure ulcer.
The ICD-10-CM classifies pressure ulcer stages based on severity, which is designated by stages 1-4, deep tissue pressure injury, unspecified stage, and unstageable.
Assign as many codes from category L89 as needed to identify all the pressure ulcers the patient has, if applicable.
See Section I.B.14. for pressure ulcer stage documentation by clinicians other than patient's provider.

2) Unstageable pressure ulcers

Assignment of the code for unstageable pressure ulcer (L89.--0) should be based on the clinical documentation. These codes are used for pressure ulcers whose stage cannot be clinically determined (e.g., the ulcer is covered by eschar or has been treated with a skin or muscle graft). This code should not be confused with the codes for unspecified stage (L89.--9). When there is no documentation regarding the stage of the pressure ulcer, assign the appropriate code for unspecified stage (L89.-- 9).
If during an encounter, the stage of an unstageable pressure ulcer is revealed after debridement, assign only the code for the stage revealed following debridement.

3) Documented pressure ulcer stage

Assignment of the pressure ulcer stage code should be guided by clinical documentation of the stage or documentation of the terms found in the Alphabetic Index. For clinical terms describing the stage that are not found in the Alphabetic Index, and there is no documentation of the stage, the provider should be queried.

4) Patients admitted with pressure ulcers documented as healed

No code is assigned if the documentation states that the pressure ulcer is completely healed at the time of admission.

5) Pressure ulcers documented as healing

Pressure ulcers described as healing should be assigned the appropriate pressure ulcer stage code based on the documentation in the medical record. If the documentation does not provide information about the stage of the healing pressure ulcer, assign the appropriate code for unspecified stage.
If the documentation is unclear as to whether the patient has a current (new) pressure ulcer or if the patient is being treated for a healing pressure ulcer, query the provider.
For ulcers that were present on admission but healed at the time of discharge, assign the code for the site and stage of the pressure ulcer at the time of admission.

6) Patient admitted with pressure ulcer evolving into another stage during the admission

If a patient is admitted to an inpatient hospital with a pressure ulcer at one stage and it progresses to a higher stage, two separate codes should be assigned: one code for the site and stage of the ulcer on admission and a second code for the same ulcer site and the highest stage reported during the stay.

7) Pressure-induced deep tissue damage

For pressure-induced deep tissue damage or deep tissue pressure injury, assign only the appropriate code for pressure-induced deep tissue damage (L89.--6).

b. Non-Pressure Chronic Ulcers

1) Patients admitted with non-pressure ulcers documented as healed

No code is assigned if the documentation states that the non-pressure ulcer is completely healed at the time of admission.

2) Non-pressure ulcers documented as healing

Non-pressure ulcers described as healing should be assigned the appropriate non-pressure ulcer code based on the documentation in the medical record. If the documentation does not provide information about the severity of the healing non-pressure ulcer, assign the appropriate code for unspecified severity.
If the documentation is unclear as to whether the patient has a current (new) non-pressure ulcer or if the patient is being treated for a healing non-pressure ulcer, query the provider.
For ulcers that were present on admission but healed at the time of discharge, assign the code for the site and severity of the non- pressure ulcer at the time of admission.

3) Patient admitted with non-pressure ulcer that progresses to another severity level during the admission

If a patient is admitted to an inpatient hospital with a non- pressure ulcer at one severity level and it progresses to a higher severity level, two separate codes should be assigned: one code for the site and severity level of the ulcer on admission and a second code for the same ulcer site and the highest severity level reported during the stay.
See Section I.B.14. for pressure ulcer stage documentation by clinicians other than patient's provider

Anatomy of the Integumentary System

Introduction

The integumentary system (Figure 12.a) is composed of the common integument (or skin) and its appendages. The skin covers the body and proves to be an effective barrier to most harmful chemicals that can cause damage to our internal body system. It contains the peripheral endings of various sensory nerves and plays an important role in the regulation of our body temperature. The various layers/components of the skin (from outside to inside) are listed below:

1. **The Epidermis (Figure 12.b)**
   a) Stratum Corneum
   b) Stratum Lucidum
   c) Stratum Granulosum
   d) Stratum Spinosum
   e) Stratum Germinativum (or Basal Layer/Stratum Basale)

2. **The Dermis (or Corium)**
   a) Papillary Layer of Dermis
   b) Reticular Layer of Dermis

3. **The Subcutaneous Tissue/Superficial Fascia (or Hypodermis)**

4. **The Appendages of the Skin**
   a) Hair (for protection and sensation)
   b) Nails (for protection)
   c) Sebaceous Glands (or the glands that secrete sebum onto hair follicle)
   d) Sweat Glands (or the glands that secrete sweat) and ducts
      i) eccrine sweat glands (or the glands secreting sweat with faint odor)
      ii) apocrine sweat glands (or the glands secreting sweat with strong odor)
   e) Arrector Pili (or smooth muscles that pull hairs straight)

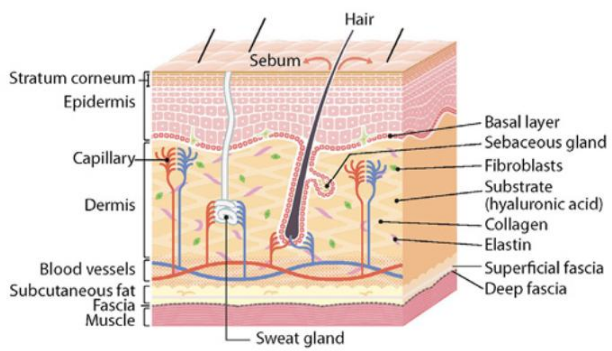

Figure 12.a Integumentary System Anatomy

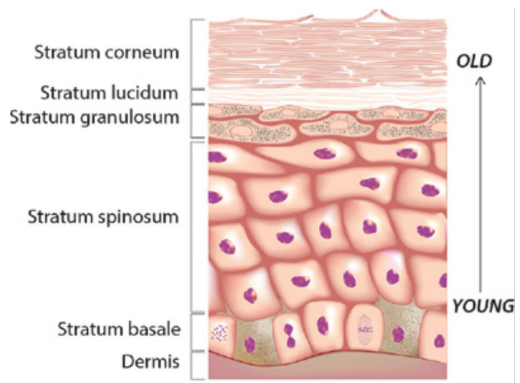

Figure 12.b Structure of the Epidermis

5. **The Function of the Epidermis**
   a) Skin hydration by holding in water
   b) Produces new skin cells
   c) Protects the body from pathogens, chemicals and UV light
   d) Provides skin coloration with melanocytes

6. **The Function of the Dermis**
   a) Supports the epidermis
   b) Nerve endings provide the sense of feel
   c) Produces sweat to control body temperature
   c) Moisturizes skin though sebaceous glands
   d) Produces hair from hair follicles located within

7. The Function of the Hypodermis
   a) Connects the dermis to muscle and bone
   b) Insulates the body from cold temperatures
   c) Protects the body from hot temperature by producing sweat
   d) Acts as a shock absorber to protect muscles and bone
   e) Stores energy in the form of fat cells

Common Pathologies

Cellulitis

It is a noncontiguous inflammation of the skin and deeper tissues. It causes diffuse inflammation of connective tissue with severe inflammation of dermal and subcutaneous layers of the skin. Skin in the infected area will become red, hot, irritated and painful. Group A strep (streptococcal) bacteria are the most common cause of cellulitis.

Impetigo

Impetigo is a highly contagious skin infection which causes sores and blisters. This contagious superficial skin infection is generally caused by one of two bacteria: Staphylococcus aureus or Streptococcus pyogenes. Symptoms start with red or pimple-like sores surrounded by red skin.

Folliculitis

It is the infection and inflammation of one or more hair follicles. It usually is caused by bacteria. It can occur anywhere on the skin. Numerous smooth little red bumps form around hair follicles and are most commonly seen on the chest, back, buttocks and legs.

Acne

Acne vulgaris (Figure 12.c) is a common human skin disease. Human skin has pores which connect to oil glands located under the skin. A small hair grows through the follicle out of the skin. Pimples form when hair follicles under the skin clog up. Acne lesions heal slowly, and when one begins to resolve, others seem to crop up.



Figure 12.c Acne Vulgaris of the Face

Herpes Simplex (Figure 12.d)

Herpes is an infection that is caused by a herpes simplex virus (HSV). Oral herpes is the most common form of infection followed by genital herpes. Main symptoms of herpes are tingling, itching and burning.



Figure 12.d Herpes Simplex of the Upper Lip

Verrucae

A verruca is a type of wart that is found on the soles of your feet, though they can also appear around the toes. Warts are rough lumps that often develop on the skin of the hands and feet. It is a small growth on the sole of the foot often with tiny black dots on the surface.

Scabies

Scabies is a contagious and itchy skin infection caused by the mite Sarcoptes scabiei. The mite is a tiny and usually not directly visible parasite which burrows under the patient's skin, causing intense allergic itching. Direct skin-to-skin contact is the mode of transmission. Scabies can also be spread by sharing towels, bed sheets, and other personal belongings. Scabies causes severe itching that is usually worse at night and a rash with tiny blisters. It spreads quickly in crowded conditions.

Ringworm

Ringworm is a type of fungal skin infection which is caused by fungi called tinea. It is a common highly contagious skin infection that causes a ring-like red rash on the skin. The rash can appear almost anywhere on the body, with the scalp, feet and groin being most common sites.

Chicken Pox

Chicken pox is a viral infection in which extremely itchy blisters develop all over the body. It is a highly contagious disease caused by primary infection with varicella zoster virus. The classic symptoms of this disease are an uncomfortable itchy rash, fever, headache, tiredness and loss of appetite. The rash turns into fluid-filled blisters and eventually into scabs. It usually shows up on the face, chest, and back and then spreads to the rest of the body. If the virus becomes active again, it can cause a painful infection called shingles.

Psoriasis (Figure 12.e)

Psoriasis is a chronic skin problem that causes skin cells to grow too quickly, resulting in thick, white, silvery patches of skin. This occurs when the immune system mistakenly attacks and destroys healthy body tissue. Bacteria or viral infections, stress, dry air, injury to the skin and some medicines may trigger the condition. It is a noncontagious skin condition that produces red papules that merge together into plaques of thickened scaling skin. Psoriasis commonly affects the skin of the elbows, knees, and scalp. Psoriasis symptoms improve or can go into remission.



Figure 12.e Psoriasis Shown on the Elbow

Diseases of the skin and subcutaneous tissue (L00-L99)

Excludes *certain conditions originating in the perinatal period (P04-P96)*
certain infectious and parasitic diseases (A00-B99)
complications of pregnancy, childbirth and the puerperium (O00-O9A)
congenital malformations, deformations, and chromosomal abnormalities (Q00-Q99)
endocrine, nutritional and metabolic diseases (E00-E88)
lipomelanotic reticulosis (I89.8)
neoplasms (C00-D49)
symptoms, signs and abnormal clinical and laboratory findings, not elsewhere classified (R00-R94)
systemic connective tissue disorders (M30-M36)
viral warts (B07.-)

This chapter contains the following blocks:

L00-L08	Infections of the skin and subcutaneous tissue
L10-L14	Bullous disorders
L20-L30	Dermatitis and eczema
L40-L45	Papulosquamous disorders
L49-L54	Urticaria and erythema
L55-L59	Radiation-related disorders of the skin and subcutaneous tissue
L60-L75	Disorders of skin appendages
L76	Intraoperative and postprocedural complications of skin and subcutaneous tissue
L80-L99	Other disorders of the skin and subcutaneous tissue

Infections of the skin and subcutaneous tissue (L00-L08)

Use additional code (B95-B97) to identify infectious agent.

EXCLUDES *hordeolum (H00.0)*
infective dermatitis (L30.3)
local infections of skin classified in Chapter 1
lupus panniculitis (L93.2)
panniculitis NOS (M79.3)
panniculitis of neck and back (M54.0-)
Perlèche NOS (K13.0)
Perlèche due to candidiasis (B37.0)
Perlèche due to riboflavin deficiency (E53.0)
pyogenic granuloma (L98.0)
relapsing panniculitis [Weber-Christian] (M35.6)
viral warts (B07.-)
zoster (B02.-)

L00 Staphylococcal scalded skin syndrome

AHA: Q4 2021, Q4 2019, Q4 2016

Ritter's disease

Use additional code to identify percentage of skin exfoliation (L49.-)

EXCLUDES *bullous impetigo (L01.03)*
pemphigus neonatorum (L01.03)
toxic epidermal necrolysis [Lyell] (L51.2)

4th **L01 Impetigo**

DEFINITION: Impetigo is a common, contagious skin infection that mainly affects infants and children, and appears as red sores on the face, hands, and feet.

EXCLUDES *impetigo herpetiformis (L40.1)*

5th L01.0 **Impetigo**

Impetigo contagiosa

Impetigo vulgaris

L01.00 **Impetigo, unspecified**

Impetigo NOS

L01.01 **Non-bullous impetigo**

L01.02 **Bockhart's impetigo**

Impetigo follicularis

Perifolliculitis NOS

Superficial pustular perifolliculitis

L01.03 **Bullous impetigo**

Impetigo neonatorum

Pemphigus neonatorum

L01.09 **Other impetigo**

Ulcerative impetigo

L01.1 **Impetiginization of other dermatoses**

4th L02 Cutaneous abscess, furuncle and carbuncle

TIP: (1) A carbuncle is a severe abscess or boil in the skin, typically infected with staphylococcus bacteria. (2) A furuncle is a boil or a skin lesion caused by an infection around a hair follicle.

Use additional code to identify organism (B95-B96)

EXCLUDES *abscess of anus and rectal regions (K61.-)*

abscess of female genital organs (external) (N76.4)

abscess of male genital organs (external) (N48.2, N49.-)

5th L02.0 **Cutaneous abscess, furuncle and carbuncle of face**

EXCLUDES *abscess of ear, external (H60.0)*

abscess of eyelid (H00.0)

abscess of head [any part, except face] (L02.8)

abscess of lacrimal gland (H04.0)

abscess of lacrimal passages (H04.3)

abscess of mouth (K12.2)

abscess of nose (J34.0)

abscess of orbit (H05.0)

submandibular abscess (K12.2)

L02.01 Cutaneous abscess of face

L02.02 Furuncle of face

Boil of face

Folliculitis of face

L02.03 Carbuncle of face

5th L02.1 Cutaneous abscess, furuncle and carbuncle of neck

L02.11 Cutaneous abscess of neck

L02.12 Furuncle of neck

Boil of neck

Folliculitis of neck

L02.13 Carbuncle of neck

5th L02.2 Cutaneous abscess, furuncle and carbuncle of trunk

EXCLUDES1 *non-newborn omphalitis (L08.82)*

omphalitis of newborn (P38.-)

EXCLUDES2 *abscess of breast (N61.1)*

abscess of buttocks (L02.3)

abscess of female external genital organs (N76.4)

abscess of male external genital organs (N48.2, N49.-)

abscess of hip (L02.4)

6th L02.21 Cutaneous abscess of trunk

L02.211 Cutaneous abscess of abdominal wall

▲ L02.212 Cutaneous abscess of back ▶[any part, except buttock and flank]◀

L02.213 Cutaneous abscess of chest wall

L02.214 Cutaneous abscess of groin

L02.215 Cutaneous abscess of perineum

L02.216 Cutaneous abscess of umbilicus

● L02.217 Cutaneous abscess of flank

L02.219 Cutaneous abscess of trunk, unspecified

6th L02.22 Furuncle of trunk

Boil of trunk

Folliculitis of trunk

L02.221 Furuncle of abdominal wall

▲ L02.222 Furuncle of back ▶[any part, except buttock and flank]◀

L02.223 Furuncle of chest wall

L02.224 Furuncle of groin

L02.225 Furuncle of perineum

L02.226 Furuncle of umbilicus

● L02.227 Furuncle of flank CC/MCC Ex6

L02.229 Furuncle of trunk, unspecified

6th L02.23 Carbuncle of trunk

L02.231 Carbuncle of abdominal wall

L02.232 Carbuncle of back [any part, except buttock]

L02.233 Carbuncle of chest wall

L02.234 Carbuncle of groin

L02.235 Carbuncle of perineum

L02.236 Carbuncle of umbilicus

L02.239 Carbuncle of trunk, unspecified

5th L02.3 Cutaneous abscess, furuncle and carbuncle of buttock

EXCLUDES1 *pilonidal cyst with abscess (L05.01)*

L02.31 Cutaneous abscess of buttock CC CC/MCC Ex6

Cutaneous abscess of gluteal region

L02.32 Furuncle of buttock

Boil of buttock

Folliculitis of buttock

Furuncle of gluteal region

L02.33 Carbuncle of buttock

Carbuncle of gluteal region

5th L02.4 **Cutaneous abscess, furuncle and carbuncle of limb**

Excludes *Cutaneous abscess, furuncle and carbuncle of groin (L02.214, L02.224, L02.234)*

Cutaneous abscess, furuncle and carbuncle of hand (L02.5-)

Cutaneous abscess, furuncle and carbuncle of foot (L02.6-)

6th L02.41 **Cutaneous abscess of limb**

- L02.411 **Cutaneous abscess of right axilla** CC CC/MCC Ex0
- L02.412 **Cutaneous abscess of left axilla** CC CC/MCC Ex0
- L02.413 **Cutaneous abscess of right upper limb** CC CC/MCC Ex0
- L02.414 **Cutaneous abscess of left upper limb** CC CC/MCC Ex0
- L02.415 **Cutaneous abscess of right lower limb** CC CC/MCC Ex0
- L02.416 **Cutaneous abscess of left lower limb** CC CC/MCC Ex0
- L02.419 **Cutaneous abscess of limb, unspecified** CC CC/MCC Ex0

6th L02.42 **Furuncle of limb**

Boil of limb

Folliculitis of limb

- L02.421 **Furuncle of right axilla**
- L02.422 **Furuncle of left axilla**
- L02.423 **Furuncle of right upper limb**
- L02.424 **Furuncle of left upper limb**
- L02.425 **Furuncle of right lower limb**
- L02.426 **Furuncle of left lower limb**
- L02.429 **Furuncle of limb, unspecified**

6th L02.43 **Carbuncle of limb**

- L02.431 **Carbuncle of right axilla**
- L02.432 **Carbuncle of left axilla**
- L02.433 **Carbuncle of right upper limb**
- L02.434 **Carbuncle of left upper limb**
- L02.435 **Carbuncle of right lower limb**
- L02.436 **Carbuncle of left lower limb**
- L02.439 **Carbuncle of limb, unspecified**

- L02.5 Cutaneous abscess, furuncle and carbuncle of hand
  - L02.51 Cutaneous abscess of hand
    - L02.511 Cutaneous abscess of right hand CC CC/MCC Ex
    - L02.512 Cutaneous abscess of left hand CC CC/MCC Ex
    - L02.519 Cutaneous abscess of unspecified hand CC CC/MCC Ex
  - L02.52 Furuncle hand
    - Boil of hand
    - Folliculitis of hand
    - L02.521 Furuncle right hand
    - L02.522 Furuncle left hand
    - L02.529 Furuncle unspecified hand
  - L02.53 Carbuncle of hand
    - L02.531 Carbuncle of right hand
    - L02.532 Carbuncle of left hand
    - L02.539 Carbuncle of unspecified hand
- L02.6 Cutaneous abscess, furuncle and carbuncle of foot
  - L02.61 Cutaneous abscess of foot
    - L02.611 Cutaneous abscess of right foot CC CC/MCC Ex
    - L02.612 Cutaneous abscess of left foot CC CC/MCC Ex
    - L02.619 Cutaneous abscess of unspecified foot CC CC/MCC Ex
  - L02.62 Furuncle of foot
    - Boil of foot
    - Folliculitis of foot
    - L02.621 Furuncle of right foot
    - L02.622 Furuncle of left foot
    - L02.629 Furuncle of unspecified foot
  - L02.63 Carbuncle of foot
    - L02.631 Carbuncle of right foot
    - L02.632 Carbuncle of left foot
    - L02.639 Carbuncle of unspecified foot

5th L02.8 **Cutaneous abscess, furuncle and carbuncle of other sites**

6th L02.81 **Cutaneous abscess of other sites**

L02.811 **Cutaneous abscess of head [any part, except face]** CC CC/MCC Ex

L02.818 **Cutaneous abscess of other sites** CC CC/MCC Ex

6th L02.82 **Furuncle of other sites**

Boil of other sites

Folliculitis of other sites

L02.821 **Furuncle of head [any part, except face]**

L02.828 **Furuncle of other sites**

6th L02.83 **Carbuncle of other sites**

L02.831 **Carbuncle of head [any part, except face]**

L02.838 **Carbuncle of other sites**

5th L02.9 **Cutaneous abscess, furuncle and carbuncle, unspecified**

L02.91 **Cutaneous abscess, unspecified** CC CC/MCC Ex

L02.92 **Furuncle, unspecified**

Boil NOS

Furunculosis NOS

L02.93 **Carbuncle, unspecified**

4th L03 **Cellulitis and acute lymphangitis**

excludes *cellulitis of anal and rectal region (K61.-)*

cellulitis of external auditory canal (H60.1)

cellulitis of eyelid (H00.0)

cellulitis of female external genital organs (N76.4)

cellulitis of lacrimal apparatus (H04.3)

cellulitis of male external genital organs (N48.2, N49.-)

cellulitis of mouth (K12.2)

cellulitis of nose (J34.0)

eosinophilic cellulitis [Wells] (L98.3)

febrile neutrophilic dermatosis [Sweet] (L98.2)

lymphangitis (chronic) (subacute) (I89.1)

5th L03.0 Cellulitis and acute lymphangitis of finger and toe

Infection of nail
Onychia
Paronychia
Perionychia

6th L03.01 Cellulitis of finger

Felon
Whitlow
Excludes1 *herpetic whitlow (B00.89)*

L03.011 Cellulitis of right finger

AHA: Q4 2020

L03.012 Cellulitis of left finger
L03.019 Cellulitis of unspecified finger

6th L03.02 Acute lymphangitis of finger

Hangnail with lymphangitis of finger

L03.021 Acute lymphangitis of right finger
L03.022 Acute lymphangitis of left finger
L03.029 Acute lymphangitis of unspecified finger

6th L03.03 Cellulitis of toe

L03.031 Cellulitis of right toe
L03.032 Cellulitis of left toe
L03.039 Cellulitis of unspecified toe

6th L03.04 Acute lymphangitis of toe

Hangnail with lymphangitis of toe

L03.041 Acute lymphangitis of right toe
L03.042 Acute lymphangitis of left toe
L03.049 Acute lymphangitis of unspecified toe

5th L03.1 Cellulitis and acute lymphangitis of other parts of limb

6th L03.11 Cellulitis of other parts of limb

excludes *cellulitis of fingers (L03.01-)*

cellulitis of toes (L03.03-)

groin (L03.314)

L03.111 Cellulitis of right axilla CC CC/MCC Ex0

L03.112 Cellulitis of left axilla CC CC/MCC Ex0

L03.113 Cellulitis of right upper limb CC CC/MCC Ex0

L03.114 Cellulitis of left upper limb CC CC/MCC Ex0

AHA: Q1 2019

L03.115 Cellulitis of right lower limb CC CC/MCC Ex0

L03.116 Cellulitis of left lower limb CC CC/MCC Ex0

L03.119 Cellulitis of unspecified part of limb CC CC/MCC Ex0

6th L03.12 Acute lymphangitis of other parts of limb

excludes *acute lymphangitis of fingers (L03.2-)*

acute lymphangitis of toes (L03.04-)

acute lymphangitis of groin (L03.324)

L03.121 Acute lymphangitis of right axilla CC CC/MCC Ex0

L03.122 Acute lymphangitis of left axilla CC CC/MCC Ex0

L03.123 Acute lymphangitis of right upper limb CC CC/MCC Ex0

L03.124 Acute lymphangitis of left upper limb CC CC/MCC Ex0

L03.125 Acute lymphangitis of right lower limb CC CC/MCC Ex0

L03.126 Acute lymphangitis of left lower limb CC CC/MCC Ex0

L03.129 Acute lymphangitis of unspecified part of limb CC CC/MCC Ex0

5th L03.2 Cellulitis and acute lymphangitis of face and neck

6th L03.21 Cellulitis and acute lymphangitis of face

L03.211 Cellulitis of face CC CC/MCC Ex6

Excludes *abscess of orbit (H05.01-)*
cellulitis of ear (H60.1-)
cellulitis of eyelid (H00.0-)
cellulitis of head (L03.81)
cellulitis of lacrimal apparatus (H04.3)
cellulitis of lip (K13.0)
cellulitis of mouth (K12.2)
cellulitis of nose (internal) (J34.0)
cellulitis of orbit (H05.01-)
cellulitis of scalp (L03.81)

L03.212 Acute lymphangitis of face CC CC/MCC Ex6

L03.213 Periorbital cellulitis CC CC/MCC Ex6

AHA: Q4 2016

Preseptal cellulitis

6th L03.22 Cellulitis and acute lymphangitis of neck

L03.221 Cellulitis of neck CC CC/MCC Ex6

L03.222 Acute lymphangitis of neck CC CC/MCC Ex6

5th L03.3 Cellulitis and acute lymphangitis of trunk

6th L03.31 Cellulitis of trunk

Excludes *cellulitis of anal and rectal regions (K61.-)*
cellulitis of breast NOS (N61.0)
cellulitis of female external genital organs (N76.4)
cellulitis of male external genital organs (N48.2, N49.-)
omphalitis of newborn (P38.-)
puerperal cellulitis of breast (O91.2)

L03.311 Cellulitis of abdominal wall CC CC/MCC Ex0

Excludes cellulitis of umbilicus (L03.316)

cellulitis of groin (L03.314)

L03.312 Cellulitis of back [any part except buttock] CC CC/MCC Ex0

L03.313 Cellulitis of chest wall CC CC/MCC Ex0

L03.314 Cellulitis of groin CC CC/MCC Ex0

L03.315 Cellulitis of perineum CC CC/MCC Ex0

L03.316 Cellulitis of umbilicus CC CC/MCC Ex0

L03.317 Cellulitis of buttock CC CC/MCC Ex0

L03.319 Cellulitis of trunk, unspecified CC CC/MCC Ex0

● L03.31A Cellulitis of flank CC CC/MCC Ex0

6th L03.32 Acute lymphangitis of trunk

L03.321 Acute lymphangitis of abdominal wall CC CC/MCC Ex0

L03.322 Acute lymphangitis of back [any part except buttock] CC CC/MCC Ex0

L03.323 Acute lymphangitis of chest wall CC CC/MCC Ex0

L03.324 Acute lymphangitis of groin CC CC/MCC Ex0

L03.325 Acute lymphangitis of perineum CC CC/MCC Ex0

L03.326 Acute lymphangitis of umbilicus CC CC/MCC Ex0

L03.327 Acute lymphangitis of buttock CC CC/MCC Ex0

L03.329 Acute lymphangitis of trunk, unspecified CC CC/MCC Ex0

● L03.32A Acute lymphangitis of flank CC CC/MCC Ex0

5th L03.8 Cellulitis and acute lymphangitis of other sites

6th L03.81 Cellulitis of other sites

L03.811 Cellulitis of head [any part, except face] CC CC/MCC Ex0

Cellulitis of scalp

Excludes cellulitis of face (L03.211)

L03.818 Cellulitis of other sites CC CC/MCC Ex0

6th L03.89 Acute lymphangitis of other sites

L03.891 Acute lymphangitis of head [any part, except face] CC CC/MCC Ex6

L03.898 Acute lymphangitis of other sites CC CC/MCC Ex6

5th L03.9 Cellulitis and acute lymphangitis, unspecified

L03.90 Cellulitis, unspecified CC CC/MCC Ex6

L03.91 Acute lymphangitis, unspecified CC CC/MCC Ex6

EXCLUDES1 *lymphangitis NOS (I89.1)*

4th L04 Acute lymphadenitis

INCLUDES *abscess (acute) of lymph nodes, except mesenteric*

acute lymphadenitis, except mesenteric

EXCLUDES1 *chronic or subacute lymphadenitis, except mesenteric (I88.1)*

enlarged lymph nodes (R59.-)

human immunodeficiency virus [HIV] disease resulting in generalized lymphadenopathy (B20)

lymphadenitis NOS (I88.9)

nonspecific mesenteric lymphadenitis (I88.0)

L04.0 Acute lymphadenitis of face, head and neck

L04.1 Acute lymphadenitis of trunk

L04.2 Acute lymphadenitis of upper limb

Acute lymphadenitis of axilla

Acute lymphadenitis of shoulder

L04.3 Acute lymphadenitis of lower limb

Acute lymphadenitis of hip

EXCLUDES1 *acute lymphadenitis of groin (L04.1)*

L04.8 Acute lymphadenitis of other sites

L04.9 Acute lymphadenitis, unspecified

4th L05 Pilonidal cyst and sinus

5th L05.0 Pilonidal cyst and sinus with abscess

L05.01 Pilonidal cyst with abscess CC CC/MCC Ex0

Pilonidal abscess
Pilonidal dimple with abscess
Postanal dimple with abscess
EXCLUDES *congenital sacral dimple (Q82.6)*
parasacral dimple (Q82.6)

L05.02 Pilonidal sinus with abscess CC CC/MCC Ex0

Coccygeal fistula with abscess
Coccygeal sinus with abscess
Pilonidal fistula with abscess

5th L05.9 Pilonidal cyst and sinus without abscess

L05.91 Pilonidal cyst without abscess CC/MCC Ex0

Pilonidal dimple
Postanal dimple
Pilonidal cyst NOS
EXCLUDES *congenital sacral dimple (Q82.6)*
parasacral dimple (Q82.6)

L05.92 Pilonidal sinus without abscess CC/MCC Ex0

Coccygeal fistula
Coccygeal sinus without abscess
Pilonidal fistula

4th L08 Other local infections of skin and subcutaneous tissue

L08.0 Pyoderma CC/MCC Ex0

Dermatitis gangrenosa
Purulent dermatitis
Septic dermatitis
Suppurative dermatitis
EXCLUDES *pyoderma gangrenosum (L88)*
pyoderma vegetans (L08.81)

L08.1 Erythrasma CC CC/MCC Ex0

5th L08.8 **Other specified local infections of the skin and subcutaneous tissue**

L08.81 **Pyoderma vegetans** CC/MCC Ex0

Excludes *pyoderma gangrenosum (L88)*
pyoderma NOS (L08.0)

L08.82 **Omphalitis not of newborn** CC/MCC Ex0

Excludes *omphalitis of newborn (P38.-)*

L08.89 **Other specified local infections of the skin and subcutaneous tissue** CC/MCC Ex0

L08.9 **Local infection of the skin and subcutaneous tissue, unspecified** CC/MCC Ex0

Bullous disorders (L10-L14)

EXCLUDES1 *benign familial pemphigus [Hailey-Hailey] (Q82.8)*
staphylococcal scalded skin syndrome (L00)
toxic epidermal necrolysis [Lyell] (L51.2)

4th L10 Pemphigus

DEFINITION: Pemphigus is a rare group of autoimmune diseases that cause blistering on the skin and mucous membranes.

EXCLUDES1 *pemphigus neonatorum (L01.03)*

L10.0 Pemphigus vulgaris CC HCC RxHCC CC/MCC Exp

L10.1 Pemphigus vegetans CC HCC RxHCC CC/MCC Exp

L10.2 Pemphigus foliaceous CC HCC RxHCC CC/MCC Exp

L10.3 Brazilian pemphigus [fogo selvagem] CC HCC RxHCC CC/MCC Exp

L10.4 Pemphigus erythematosus CC HCC RxHCC CC/MCC Exp

Senear-Usher syndrome

L10.5 Drug-induced pemphigus CC RxHCC CC/MCC Exp

Use additional code for adverse effect, if applicable, to identify drug (T36-T50 with fifth or sixth character 5)

5th L10.8 Other pemphigus

L10.81 Paraneoplastic pemphigus CC HCC RxHCC CC/MCC Exp

L10.89 Other pemphigus CC HCC RxHCC CC/MCC Exp

L10.9 Pemphigus, unspecified CC HCC RxHCC CC/MCC Exp

4th L11 Other acantholytic disorders

L11.0 Acquired keratosis follicularis

EXCLUDES1 *keratosis follicularis (congenital) [Darier-White] (Q82.8)*

L11.1 Transient acantholytic dermatosis [Grover]

L11.8 Other specified acantholytic disorders

L11.9 Acantholytic disorder, unspecified

4th L12 **Pemphigoid**

EXCLUDES1 *herpes gestationis (O26.4-)*
impetigo herpetiformis (L40.1)

L12.0 **Bullous pemphigoid** CC HCC RxHCC CC/MCC Ex0

L12.1 **Cicatricial pemphigoid** HCC RxHCC CC/MCC Ex0

Benign mucous membrane pemphigoid

L12.2 **Chronic bullous disease of childhood** P RxHCC

Juvenile dermatitis herpetiformis

5th L12.3 **Acquired epidermolysis bullosa**

EXCLUDES1 *epidermolysis bullosa (congenital) (Q81.-)*

L12.30 **Acquired epidermolysis bullosa, unspecified** CC CC/MCC Ex0

L12.31 **Epidermolysis bullosa due to drug** CC CC/MCC Ex0

Use additional code for adverse effect, if applicable, to identify drug (T36-T50 with fifth or sixth character 5)

L12.35 **Other acquired epidermolysis bullosa** CC CC/MCC Ex0

L12.8 **Other pemphigoid** CC HCC RxHCC CC/MCC Ex0

L12.9 **Pemphigoid, unspecified** CC HCC RxHCC CC/MCC Ex0

4th L13 **Other bullous disorders**

L13.0 **Dermatitis herpetiformis** RxHCC

Duhring's disease
Hydroa herpetiformis

EXCLUDES1 *juvenile dermatitis herpetiformis (L12.2)*
senile dermatitis herpetiformis (L12.0)

L13.1 **Subcorneal pustular dermatitis** RxHCC

Sneddon-Wilkinson disease

L13.8 **Other specified bullous disorders** RxHCC CC/MCC Ex0

L13.9 **Bullous disorder, unspecified** RxHCC CC/MCC Ex0

L14 **Bullous disorders in diseases classified elsewhere** RxHCC

Code first underlying disease

Dermatitis and eczema (L20-L30)

NOTES In this block the terms dermatitis and eczema are used synonymously and interchangeably.

EXCLUDES *chronic (childhood) granulomatous disease* ▶*(D71-)*◀
dermatitis gangrenosa (L08.0)
dermatitis herpetiformis (L13.0)
dry skin dermatitis (L85.3)
factitial dermatitis (L98.1)
perioral dermatitis (L71.0)
radiation-related disorders of the skin and subcutaneous tissue (L55-L59)
stasis dermatitis (I87.2)

4th **L20 Atopic dermatitis (Figure 12.1)**

L20.0 Besnier's prurigo

5th **L20.8 Other atopic dermatitis**

EXCLUDES *circumscribed neurodermatitis (L28.0)*

L20.81 Atopic neurodermatitis
Diffuse neurodermatitis

L20.82 Flexural eczema

L20.83 Infantile (acute) (chronic) eczema P

L20.84 Intrinsic (allergic) eczema

L20.89 Other atopic dermatitis

L20.9 Atopic dermatitis, unspecified

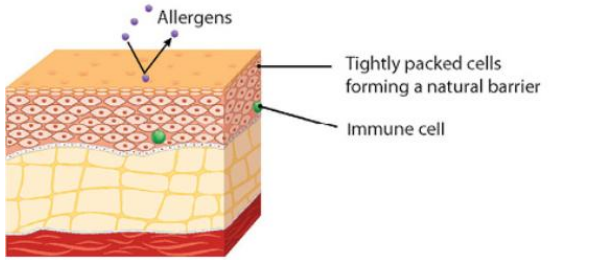

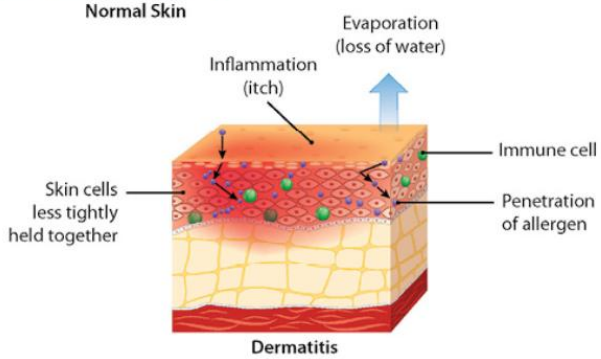

Figure 12.1 Dermatitis

4th L21 Seborrheic dermatitis

Excludes *infective dermatitis (L30.3)*

seborrheic keratosis (L82.-)

L21.0 Seborrhea capitis

AHA: Q1 2018

Cradle cap

L21.1 Seborrheic infantile dermatitis P

L21.8 Other seborrheic dermatitis

L21.9 Seborrheic dermatitis, unspecified

Seborrhea NOS

L22 Diaper dermatitis

Diaper erythema

Diaper rash

Psoriasiform diaper rash

4th L23 **Allergic contact dermatitis**

EXCLUDES1 *allergy NOS (T78.40)*
contact dermatitis NOS (L25.9)
dermatitis NOS (L30.9)

EXCLUDES2 *dermatitis due to substances taken internally (L27.-)*
dermatitis of eyelid (H01.1-)
diaper dermatitis (L22)
eczema of external ear (H60.5-)
irritant contact dermatitis (L24.-)
perioral dermatitis (L71.0)
radiation-related disorders of the skin and subcutaneous tissue (L55-L59)

L23.0 **Allergic contact dermatitis due to metals**
Allergic contact dermatitis due to chromium
Allergic contact dermatitis due to nickel

L23.1 **Allergic contact dermatitis due to adhesives**

L23.2 **Allergic contact dermatitis due to cosmetics**

L23.3 **Allergic contact dermatitis due to drugs in contact with skin**
Use additional code for adverse effect, if applicable, to identify drug (T36-T50 with fifth or sixth character 5)
EXCLUDES2 *dermatitis due to ingested drugs and medicaments (L27.0-L27.1)*

L23.4 **Allergic contact dermatitis due to dyes**

L23.5 **Allergic contact dermatitis due to other chemical products**
Allergic contact dermatitis due to cement
Allergic contact dermatitis due to insecticide
Allergic contact dermatitis due to plastic
Allergic contact dermatitis due to rubber

L23.6 **Allergic contact dermatitis due to food in contact with the skin**
EXCLUDES2 *dermatitis due to ingested food (L27.2)*

L23.7 **Allergic contact dermatitis due to plants, except food**
EXCLUDES2 *allergy NOS due to pollen (J30.1)*

5th L23.8 **Allergic contact dermatitis due to other agents**

L23.81 **Allergic contact dermatitis due to animal (cat) (dog) dander**

Allergic contact dermatitis due to animal (cat) (dog) hair

L23.89 **Allergic contact dermatitis due to other agents**

L23.9 **Allergic contact dermatitis, unspecified cause**

Allergic contact eczema NOS

4th L24 **Irritant contact dermatitis**

EXCLUDES1 *allergy NOS (T78.40)*

contact dermatitis NOS (L25.9)

dermatitis NOS (L30.9)

EXCLUDES2 *allergic contact dermatitis (L23.-)*

dermatitis due to substances taken internally (L27.-)

dermatitis of eyelid (H01.1-)

diaper dermatitis (L22)

eczema of external ear (H60.5-)

perioral dermatitis (L71.0)

radiation-related disorders of the skin and subcutaneous tissue (L55-L59)

L24.0 **Irritant contact dermatitis due to detergents**

L24.1 **Irritant contact dermatitis due to oils and greases**

L24.2 **Irritant contact dermatitis due to solvents**

Irritant contact dermatitis due to chlorocompound

Irritant contact dermatitis due to cyclohexane

Irritant contact dermatitis due to ester

Irritant contact dermatitis due to glycol

Irritant contact dermatitis due to hydrocarbon

Irritant contact dermatitis due to ketone

L24.3 **Irritant contact dermatitis due to cosmetics**

L24.4 **Irritant contact dermatitis due to drugs in contact with skin**

Use additional code for adverse effect, if applicable, to identify drug (T36-T50 with fifth or sixth character 5)

L24.5 **Irritant contact dermatitis due to other chemical products**

Irritant contact dermatitis due to cement

Irritant contact dermatitis due to insecticide

Irritant contact dermatitis due to plastic

Irritant contact dermatitis due to rubber

L24.6 **Irritant contact dermatitis due to food in contact with skin**

EXCLUDES *dermatitis due to ingested food (L27.2)*

L24.7 **Irritant contact dermatitis due to plants, except food**

EXCLUDES *allergy NOS to pollen (J30.1)*

5th L24.8 **Irritant contact dermatitis due to other agents**

L24.81 **Irritant contact dermatitis due to metals**

Irritant contact dermatitis due to chromium

Irritant contact dermatitis due to nickel

L24.89 **Irritant contact dermatitis due to other agents**

Irritant contact dermatitis due to dyes

L24.9 **Irritant contact dermatitis, unspecified cause**

Irritant contact eczema NOS

5th L24.A **Irritant contact dermatitis due to friction or contact with body fluids**

EXCLUDES1 *irritant contact dermatitis related to stoma or fistula (L24.B-)*

EXCLUDES2 *erythema intertrigo (L30.4)*

L24.A0 **Irritant contact dermatitis due to friction or contact with body fluids, unspecified**

L24.A1 **Irritant contact dermatitis due to saliva**

L24.A2 **Irritant contact dermatitis due to fecal, urinary or dual incontinence**

EXCLUDES1 *diaper dermatitis (L22)*

L24.A9 **Irritant contact dermatitis due friction or contact with other specified body fluids**

Irritant contact dermatitis related to endotracheal tube

Wound fluids, exudate

5th L24.B **Irritant contact dermatitis related to stoma or fistula**

Use additional code to identify any artificial opening status (Z93.-), if applicable, for contact dermatitis related to stoma secretions

L24.B0 **Irritant contact dermatitis related to unspecified stoma or fistula**

Irritant contact dermatitis related to fistula NOS

Irritant contact dermatitis related to stoma NOS

L24.B1 **Irritant contact dermatitis related to digestive stoma or fistula**

Irritant contact dermatitis related to gastrostomy

Irritant contact dermatitis related to jejunostomy

Irritant contact dermatitis related to saliva or spit fistula

L24.B2 **Irritant contact dermatitis related to respiratory stoma or fistula**

Irritant contact dermatitis related to tracheostomy

L24.B3 **Irritant contact dermatitis related to fecal or urinary stoma or fistula**

Irritant contact dermatitis related to colostomy

Irritant contact dermatitis related to enterocutaneous fistula

Irritant contact dermatitis related to ileostomy

4th L25 **Unspecified contact dermatitis**

EXCLUDES *allergic contact dermatitis (L23.-)*

allergy NOS (T78.40)

dermatitis NOS (L30.9)

irritant contact dermatitis (L24.-)

EXCLUDES *dermatitis due to ingested substances (L27.-)*

dermatitis of eyelid (H01.1-)

eczema of external ear (H60.5-)

perioral dermatitis (L71.0)

radiation-related disorders of the skin and subcutaneous tissue (L55-L59)

L25.0 **Unspecified contact dermatitis due to cosmetics**

L25.1 **Unspecified contact dermatitis due to drugs in contact with skin**

Use additional code for adverse effect, if applicable, to identify drug (T36-T50 with fifth or sixth character 5)

EXCLUDES *dermatitis due to ingested drugs and medicaments (L27.0-L27.1)*

L25.2 **Unspecified contact dermatitis due to dyes**

L25.3 **Unspecified contact dermatitis due to other chemical products**

Unspecified contact dermatitis due to cement

Unspecified contact dermatitis due to insecticide

L25.4 **Unspecified contact dermatitis due to food in contact with skin**

EXCLUDES1 *dermatitis due to ingested food (L27.2)*

L25.5 **Unspecified contact dermatitis due to plants, except food**

EXCLUDES1 *nettle rash (L50.9)*

EXCLUDES2 *allergy NOS due to pollen (J30.1)*

L25.8 **Unspecified contact dermatitis due to other agents**

L25.9 **Unspecified contact dermatitis, unspecified cause**

Contact dermatitis (occupational) NOS

Contact eczema (occupational) NOS

L26 **Exfoliative dermatitis** CC/MCC Exc

Hebra's pityriasis

EXCLUDES1 *Ritter's disease (L00)*

4th L27 **Dermatitis due to substances taken internally**

EXCLUDES1 *allergy NOS (T78.40)*

EXCLUDES2 *adverse food reaction, except dermatitis (T78.0-T78.1)*

contact dermatitis (L23-L25)

drug photoallergic response (L56.1)

drug phototoxic response (L56.0)

urticaria (L50.-)

L27.0 **Generalized skin eruption due to drugs and medicaments taken internally**

Use additional code for adverse effect, if applicable, to identify drug (T36-T50 with fifth or sixth character 5)

L27.1 **Localized skin eruption due to drugs and medicaments taken internally**

Use additional code for adverse effect, if applicable, to identify drug (T36-T50 with fifth or sixth character 5)

L27.2 **Dermatitis due to ingested food**

EXCLUDES2 *dermatitis due to food in contact with skin (L23.6, L24.6, L25.4)*

L27.8 **Dermatitis due to other substances taken internally**

L27.9 **Dermatitis due to unspecified substance taken internally**

4th L28 **Lichen simplex chronicus and prurigo**

L28.0 **Lichen simplex chronicus**

Circumscribed neurodermatitis

Lichen NOS

L28.1 **Prurigo nodularis**

L28.2 **Other prurigo**

Prurigo NOS

Prurigo Hebra

Prurigo mitis

Urticaria papulosa

4th L29 **Pruritus**

DEFINITION: Pruritus is itchy skin, which may be caused by dry skin, skin disease, and other conditions.

EXCLUDES *neurotic excoriation (L98.1)*

psychogenic pruritus (F45.8)

L29.0 **Pruritus ani**

L29.1 **Pruritus scroti**

L29.2 **Pruritus vulvae**

L29.3 **Anogenital pruritus, unspecified**

5th L29.8 **Other pruritus**

L29.81 **Cholestatic pruritus**

Code also, if applicable, type of liver disease

Use additional code for adverse effect, if applicable, to identify drug (T36-T50 with fifth or sixth character 5)

L29.89 **Other pruritus**

L29.9 **Pruritus, unspecified**

Itch NOS

4th L30 **Other and unspecified dermatitis**

Excludes *contact dermatitis (L23-L25)*

dry skin dermatitis (L85.3)

small plaque parapsoriasis (L41.3)

stasis dermatitis (I87.2)

L30.0 **Nummular dermatitis**

L30.1 **Dyshidrosis [pompholyx]**

L30.2 **Cutaneous autosensitization**

Candidid [levurid]

Dermatophytid

Eczematid

L30.3 **Infective dermatitis**

Infectious eczematoid dermatitis

L30.4 **Erythema intertrigo** CC/MCC Ex

L30.5 **Pityriasis alba**

AHA: Q1 2018

L30.8 **Other specified dermatitis**

L30.9 **Dermatitis, unspecified**

Eczema NOS

Papulosquamous disorders (L40-L45)

4th L40 Psoriasis

- L40.0 Psoriasis vulgaris RxHCC
  - Nummular psoriasis
  - Plaque psoriasis
- L40.1 Generalized pustular psoriasis RxHCC
  - Impetigo herpetiformis
  - Von Zumbusch's disease
- L40.2 Acrodermatitis continua RxHCC
- L40.3 Pustulosis palmaris et plantaris RxHCC
- L40.4 Guttate psoriasis RxHCC
- 5th L40.5 Arthropathic psoriasis
  - L40.50 Arthropathic psoriasis, unspecified HCC RxHCC
  - L40.51 Distal interphalangeal psoriatic arthropathy HCC RxHCC
  - L40.52 Psoriatic arthritis mutilans HCC RxHCC
  - L40.53 Psoriatic spondylitis HCC RxHCC
  - L40.54 Psoriatic juvenile arthropathy HCC RxHCC
  - L40.59 Other psoriatic arthropathy HCC RxHCC
- L40.8 Other psoriasis RxHCC
  - Flexural psoriasis
- L40.9 Psoriasis, unspecified RxHCC

4th L41 Parapsoriasis

- EXCLUDES1 *poikiloderma vasculare atrophicans (L94.5)*
- L41.0 Pityriasis lichenoides et varioliformis acuta RxHCC
  - Mucha-Habermann disease
- L41.1 Pityriasis lichenoides chronica RxHCC
- L41.3 Small plaque parapsoriasis RxHCC
- L41.4 Large plaque parapsoriasis RxHCC
- L41.5 Retiform parapsoriasis RxHCC
- L41.8 Other parapsoriasis RxHCC
- L41.9 Parapsoriasis, unspecified RxHCC

L42 Pityriasis rosea

4th L43 Lichen planus

EXCLUDES1 *lichen planopilaris (L66.1-)*

L43.0 Hypertrophic lichen planus

L43.1 Bullous lichen planus

L43.2 Lichenoid drug reaction

Use additional code for adverse effect, if applicable, to identify drug (T36-T50 with fifth or sixth character 5)

L43.3 Subacute (active) lichen planus

Lichen planus tropicus

L43.8 Other lichen planus

L43.9 Lichen planus, unspecified

4th L44 Other papulosquamous disorders

L44.0 Pityriasis rubra pilaris

L44.1 Lichen nitidus

L44.2 Lichen striatus

L44.3 Lichen ruber moniliformis

L44.4 Infantile papular acrodermatitis [Gianotti-Crosti] P CC/MCC Ex0

L44.8 Other specified papulosquamous disorders CC/MCC Ex0

L44.9 Papulosquamous disorder, unspecified CC/MCC Ex0

L45 Papulosquamous disorders in diseases classified elsewhere

Code first underlying disease.

Urticaria and erythema (L49-L54)

EXCLUDES1 *Lyme disease (A69.2-)*
rosacea (L71.-)

4th L49 **Exfoliation due to erythematous conditions according to extent of body surface involved**

Code first erythematous condition causing exfoliation, such as:
Ritter's disease (L00)
(Staphylococcal) scalded skin syndrome (L00)
Stevens-Johnson syndrome (L51.1)
Stevens-Johnson syndrome-toxic epidermal necrolysis overlap syndrome (L51.3)
Toxic epidermal necrolysis (L51.2)

L49.0 **Exfoliation due to erythematous condition involving less than 10 percent of body surface** PDxIn
Exfoliation due to erythematous condition NOS

L49.1 **Exfoliation due to erythematous condition involving 10-19 percent of body surface** PDxIn

L49.2 **Exfoliation due to erythematous condition involving 20-29 percent of body surface** PDxIn

L49.3 **Exfoliation due to erythematous condition involving 30-39 percent of body surface** CC PDxIn

L49.4 **Exfoliation due to erythematous condition involving 40-49 percent of body surface** CC PDxIn

L49.5 **Exfoliation due to erythematous condition involving 50-59 percent of body surface** CC PDxIn

L49.6 **Exfoliation due to erythematous condition involving 60-69 percent of body surface** CC PDxIn

L49.7 **Exfoliation due to erythematous condition involving 70-79 percent of body surface** CC PDxIn

L49.8 **Exfoliation due to erythematous condition involving 80-89 percent of body surface** CC PDxIn

L49.9 **Exfoliation due to erythematous condition involving 90 or more percent of body surface** CC PDxIn

4th L50 **Urticaria (Figure 12.2)**

EXCLUDES1 *allergic contact dermatitis (L23.-)*
angioneurotic edema (T78.3)
giant urticaria (T78.3)
hereditary angio-edema (D84.1)
Quincke's edema (T78.3)
serum urticaria (T80.6-)
solar urticaria (L56.3)
urticaria neonatorum (P83.8)
urticaria papulosa (L28.2)
urticaria pigmentosa (D47.01)

L50.0 Allergic urticaria

L50.1 Idiopathic urticaria

L50.2 Urticaria due to cold and heat

EXCLUDES *familial cold urticaria (M04.2)*

L50.3 Dermatographic urticaria

L50.4 Vibratory urticaria

L50.5 Cholinergic urticaria

L50.6 Contact urticaria

L50.8 Other urticaria

Chronic urticaria

Recurrent periodic urticaria

L50.9 Urticaria, unspecified



Figure 12.2 Urticaria

4th **L51 Erythema multiforme**

Use additional code for adverse effect, if applicable, to identify drug (T36-T50 with fifth or sixth character 5)

Use additional code to identify associated manifestations, such as:

- arthropathy associated with dermatological disorders (M14.8-)
- conjunctival edema (H11.42)
- conjunctivitis (H10.22-)
- corneal scars and opacities (H17.-)
- corneal ulcer (H16.0-)
- edema of eyelid (H02.84-)
- inflammation of eyelid ▶(H01.8-)◀
- keratoconjunctivitis sicca (H16.22-)
- mechanical lagophthalmos (H02.22-)
- stomatitis (K12.-)
- symblepharon (H11.23-)

Use additional code to identify percentage of skin exfoliation (L49.-)

EXCLUDES1 *staphylococcal scalded skin syndrome (L00)*
Ritter's disease (L00)

L51.0 Nonbullous erythema multiforme CC/MCC Ex0

L51.1 Stevens-Johnson syndrome CC CC/MCC Ex0

L51.2 Toxic epidermal necrolysis [Lyell] CC CC/MCC Ex0

L51.3 Stevens-Johnson syndrome-toxic epidermal necrolysis overlap syndrome CC CC/MCC Ex0

SJS-TEN overlap syndrome

L51.8 Other erythema multiforme CC/MCC Ex0

L51.9 Erythema multiforme, unspecified CC/MCC Ex0

Erythema iris
Erythema multiforme major NOS
Erythema multiforme minor NOS
Herpes iris

L52 Erythema nodosum CC/MCC Ex0

EXCLUDES1 *tuberculous erythema nodosum (A18.4)*

4th L53 Other erythematous conditions

EXCLUDES1 *erythema ab igne (L59.0)*

erythema due to external agents in contact with skin (L23-L25)

erythema intertrigo (L30.4)

L53.0 Toxic erythema CC CC/MCC Ex0

Code first poisoning due to drug or toxin, if applicable (T36-T65 with fifth or sixth character 1-4)

Use additional code for adverse effect, if applicable, to identify drug (T36-T50 with fifth or sixth character 5)

EXCLUDES1 *neonatal erythema toxicum (P83.1)*

L53.1 Erythema annulare centrifugum CC CC/MCC Ex0

L53.2 Erythema marginatum CC CC/MCC Ex0

L53.3 Other chronic figurate erythema CC CC/MCC Ex0

L53.8 Other specified erythematous conditions CC/MCC Ex0

L53.9 Erythematous condition, unspecified CC/MCC Ex0

Erythema NOS

Erythroderma NOS

L54 Erythema in diseases classified elsewhere

Code first underlying disease.

Radiation-related disorders of the skin and subcutaneous tissue (L55-L59)

- L55 Sunburn
  - L55.0 Sunburn of first degree
  - L55.1 Sunburn of second degree
  - L55.2 Sunburn of third degree
  - L55.9 Sunburn, unspecified
- L56 Other acute skin changes due to ultraviolet radiation
  - **Use additional** code to identify the source of the ultraviolet radiation (W89, X32)
  - L56.0 Drug phototoxic response
    - **Use additional** code for adverse effect, if applicable, to identify drug (T36-T50 with fifth or sixth character 5)
  - L56.1 Drug photoallergic response
    - **Use additional** code for adverse effect, if applicable, to identify drug (T36-T50 with fifth or sixth character 5)
  - L56.2 Photocontact dermatitis [berloque dermatitis]
  - L56.3 Solar urticaria
  - L56.4 Polymorphous light eruption
  - L56.5 Disseminated superficial actinic porokeratosis (DSAP)
  - L56.8 Other specified acute skin changes due to ultraviolet radiation
  - L56.9 Acute skin change due to ultraviolet radiation, unspecified
- L57 Skin changes due to chronic exposure to nonionizing radiation
  - **Use additional** code to identify the source of the ultraviolet radiation (W89), or other nonionizing radiation (W90)
  - L57.0 Actinic keratosis
    - Keratosis NOS
    - Senile keratosis
    - Solar keratosis
  - L57.1 Actinic reticuloid
  - L57.2 Cutis rhomboidalis nuchae
  - L57.3 Poikiloderma of Civatte
  - L57.4 Cutis laxa senilis
    - Elastosis senilis
  - L57.5 Actinic granuloma
  - L57.8 Other skin changes due to chronic exposure to nonionizing radiation
    - Farmer's skin
    - Sailor's skin
    - Solar dermatitis
  - L57.9 Skin changes due to chronic exposure to nonionizing radiation, unspecified

L58 Radiodermatitis

Use additional code to identify the source of the radiation (W88, W90)

L58.0 Acute radiodermatitis

L58.1 Chronic radiodermatitis

L58.9 Radiodermatitis, unspecified

L59 Other disorders of skin and subcutaneous tissue related to radiation

L59.0 Erythema ab igne [dermatitis ab igne]

L59.8 Other specified disorders of the skin and subcutaneous tissue related to radiation

AHA: Q1 2017

L59.9 Disorder of the skin and subcutaneous tissue related to radiation, unspecified

Disorders of skin appendages (L60-L75)

Excludes1 *congenital malformations of integument (Q84.-)*

4th L60 **Nail disorders**

Excludes2 *clubbing of nails (R68.3)*

onychia and paronychia (L03.0-)

L60.0 **Ingrowing nail**

L60.1 **Onycholysis**

L60.2 **Onychogryphosis**

L60.3 **Nail dystrophy**

L60.4 **Beau's lines**

L60.5 **Yellow nail syndrome**

L60.8 **Other nail disorders**

L60.9 **Nail disorder, unspecified**

L62 **Nail disorders in diseases classified elsewhere**

Code first underlying disease, such as:

pachydermoperiostosis (M89.4-)

4th L63 **Alopecia areata (Figure 12.3)**

DEFINITION: Alopecia areata is a form of hair loss caused by an autoimmune skin disease.

L63.0 **Alopecia (capitis) totalis**

L63.1 **Alopecia universalis**

L63.2 **Ophiasis**

L63.8 **Other alopecia areata**

L63.9 **Alopecia areata, unspecified**

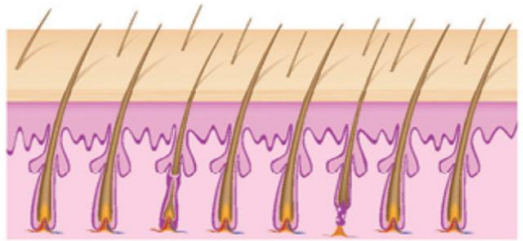

Healthy hair follicles

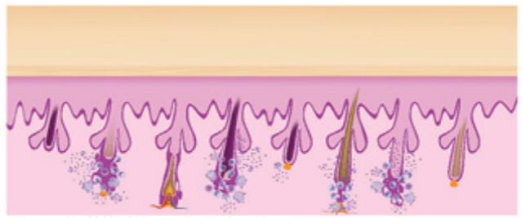

Alopecia areata

Figure 12.3 Alopecia Areata

4th L64 **Androgenic alopecia**

INCLUDES *male-pattern baldness*

L64.0 **Drug-induced androgenic alopecia**

Use additional code for adverse effect, if applicable, to identify drug (T36-T50 with fifth or sixth character 5)

L64.8 **Other androgenic alopecia**

L64.9 **Androgenic alopecia, unspecified**

4th L65 **Other nonscarring hair loss**

Use additional code for adverse effect, if applicable, to identify drug (T36-T50 with fifth or sixth character 5)

EXCLUDES1 *trichotillomania (F63.3)*

L65.0 **Telogen effluvium**

L65.1 **Anagen effluvium**

L65.2 **Alopecia mucinosa**

L65.8 **Other specified nonscarring hair loss**

L65.9 **Nonscarring hair loss, unspecified**

Alopecia NOS

4th L66 **Cicatricial alopecia [scarring hair loss]**

L66.0 **Pseudopelade**

5th L66.1 Lichen planopilaris

L66.10 Lichen planopilaris, unspecified

L66.11 Classic lichen planopilaris

Follicular lichen planus

L66.12 Frontal fibrosing alopecia

FFA

L66.19 Other lichen planopilaris

Lassueur Graham-Little Piccardi syndrome

L66.2 Folliculitis decalvans

L66.3 Perifolliculitis capitis abscedens

L66.4 Folliculitis ulerythematosa reticulata

5th L66.8 Other cicatricial alopecia

L66.81 Central centrifugal cicatricial alopecia

CCCA

L66.89 Other cicatricial alopecia

L66.9 Cicatricial alopecia, unspecified

4th L67 Hair color and hair shaft abnormalities

Excludes *monilethrix (Q84.1)*

pili annulati (Q84.1)

telogen effluvium (L65.0)

L67.0 Trichorrhexis nodosa

L67.1 Variations in hair color

Canities

Greyness, hair (premature)

Heterochromia of hair

Poliosis circumscripta, acquired

Poliosis NOS

L67.8 Other hair color and hair shaft abnormalities

Fragilitas crinium

L67.9 Hair color and hair shaft abnormality, unspecified

4th L68 **Hypertrichosis**

INCLUDES *excess hair*

EXCLUDES1 *congenital hypertrichosis (Q84.2)*

persistent lanugo (Q84.2)

L68.0 **Hirsutism**

L68.1 **Acquired hypertrichosis lanuginosa**

L68.2 **Localized hypertrichosis**

L68.3 **Polytrichia**

L68.8 **Other hypertrichosis**

L68.9 **Hypertrichosis, unspecified**

4th L70 **Acne**

EXCLUDES2 *acne keloid (L73.0)*

L70.0 **Acne vulgaris**

L70.1 **Acne conglobata**

L70.2 **Acne varioliformis**

Acne necrotica miliaris

L70.3 **Acne tropica**

L70.4 **Infantile acne** P

L70.5 **Acné excoriée**

Acné excoriée des jeunes filles

Picker's acne

L70.8 **Other acne**

L70.9 **Acne, unspecified**

4th L71 Rosacea

Use additional code for adverse effect, if applicable, to identify drug (T36-T50 with fifth or sixth character 5)

L71.0 Perioral dermatitis CC/MCC Ex0

L71.1 Rhinophyma CC/MCC Ex0

L71.8 Other rosacea CC/MCC Ex0

AHA: Q4 2018

L71.9 Rosacea, unspecified CC/MCC Ex0

4th L72 Follicular cysts of skin and subcutaneous tissue

L72.0 Epidermal cyst

5th L72.1 Pilar and trichodermal cyst

L72.11 Pilar cyst

L72.12 Trichodermal cyst

Trichilemmal (proliferating) cyst

L72.2 Steatocystoma multiplex

L72.3 Sebaceous cyst

Excludes2 *pilar cyst (L72.11)*

trichilemmal (proliferating) cyst (L72.12)

L72.8 Other follicular cysts of the skin and subcutaneous tissue

L72.9 Follicular cyst of the skin and subcutaneous tissue, unspecified

4th L73 Other follicular disorders

L73.0 Acne keloid

L73.1 Pseudofolliculitis barbae

L73.2 Hidradenitis suppurativa CC/MCC Ex0

L73.8 Other specified follicular disorders

Sycosis barbae

L73.9 Follicular disorder, unspecified

4th L74 Eccrine sweat disorders

excludes *generalized hyperhidrosis (R61)*

L74.0 Miliaria rubra

L74.1 Miliaria crystallina

L74.2 Miliaria profunda

Miliaria tropicalis

L74.3 Miliaria, unspecified

L74.4 Anhidrosis

Hypohidrosis

5th L74.5 Focal hyperhidrosis

6th L74.51 Primary focal hyperhidrosis

L74.510 Primary focal hyperhidrosis, axilla

L74.511 Primary focal hyperhidrosis, face

L74.512 Primary focal hyperhidrosis, palms

L74.513 Primary focal hyperhidrosis, soles

L74.519 Primary focal hyperhidrosis, unspecified

L74.52 Secondary focal hyperhidrosis

Frey's syndrome

L74.8 Other eccrine sweat disorders

L74.9 Eccrine sweat disorder, unspecified

Sweat gland disorder NOS

4th L75 Apocrine sweat disorders

excludes *dyshidrosis (L30.1)*

hidradenitis suppurativa (L73.2)

L75.0 Bromhidrosis

L75.1 Chromhidrosis

L75.2 Apocrine miliaria

Fox-Fordyce disease

L75.8 Other apocrine sweat disorders

L75.9 Apocrine sweat disorder, unspecified

Intraoperative and postprocedural complications of skin and subcutaneous tissue (L76)

4th L76 Intraoperative and postprocedural complications of skin and subcutaneous tissue

5th L76.0 Intraoperative hemorrhage and hematoma of skin and subcutaneous tissue complicating a procedure

EXCLUDES *intraoperative hemorrhage and hematoma of skin and subcutaneous tissue due to accidental puncture and laceration during a procedure (L76.1-)*

L76.01 Intraoperative hemorrhage and hematoma of skin and subcutaneous tissue complicating a dermatologic procedure CC CC/MCC Ex0

L76.02 Intraoperative hemorrhage and hematoma of skin and subcutaneous tissue complicating other procedure CC CC/MCC Ex0

5th L76.1 Accidental puncture and laceration of skin and subcutaneous tissue during a procedure

L76.11 Accidental puncture and laceration of skin and subcutaneous tissue during a dermatologic procedure CC CC/MCC Ex0

L76.12 Accidental puncture and laceration of skin and subcutaneous tissue during other procedure CC CC/MCC Ex0

5th L76.2 Postprocedural hemorrhage of skin and subcutaneous tissue following a procedure

L76.21 Postprocedural hemorrhage of skin and subcutaneous tissue following a dermatologic procedure CC CC/MCC Ex0

L76.22 Postprocedural hemorrhage of skin and subcutaneous tissue following other procedure CC CC/MCC Ex0

5th L76.3 Postprocedural hematoma and seroma of skin and subcutaneous tissue following a procedure

L76.31 Postprocedural hematoma of skin and subcutaneous tissue following a dermatologic procedure CC CC/MCC Ex0

L76.32 Postprocedural hematoma of skin and subcutaneous tissue following other procedure CC CC/MCC Ex0

L76.33 Postprocedural seroma of skin and subcutaneous tissue following a dermatologic procedure CC CC/MCC Ex0

L76.34 Postprocedural seroma of skin and subcutaneous tissue following other procedure CC CC/MCC Ex0

5th L76.8 Other intraoperative and postprocedural complications of skin and subcutaneous tissue

Use additional code, if applicable, to further specify disorder

L76.81 Other intraoperative complications of skin and subcutaneous tissue CC/MCC Ex0

L76.82 Other postprocedural complications of skin and subcutaneous tissue CC/MCC Ex0

AHA: Q3 2017

Other disorders of the skin and subcutaneous tissue (L80-L99)

L80 Vitiligo

EXCLUDES *vitiligo of eyelids (H02.73-)*
vitiligo of vulva (N90.89)

4th **L81 Other disorders of pigmentation**

EXCLUDES *birthmark NOS (Q82.5)*
Peutz-Jeghers syndrome (Q85.89)
EXCLUDES *nevus - see Alphabetical Index*

L81.0 Postinflammatory hyperpigmentation

L81.1 Chloasma

L81.2 Freckles

L81.3 Café au lait spots

L81.4 Other melanin hyperpigmentation

Lentigo

L81.5 Leukoderma, not elsewhere classified

L81.6 Other disorders of diminished melanin formation

L81.7 Pigmented purpuric dermatosis

Angioma serpiginosum

L81.8 Other specified disorders of pigmentation

Iron pigmentation
Tattoo pigmentation

L81.9 Disorder of pigmentation, unspecified

4th **L82 Seborrheic keratosis**

INCLUDES *basal cell papilloma*
dermatosis papulosa nigra
Leser-Trélat disease
EXCLUDES *seborrheic dermatitis (L21.-)*

L82.0 Inflamed seborrheic keratosis

AHA: Q2 2023, Q3 2021

L82.1 Other seborrheic keratosis

Seborrheic keratosis NOS

L83 Acanthosis nigricans

Confluent and reticulated papillomatosis

L84 Corns and callosities

Callus
Clavus

4th L85 **Other epidermal thickening**

EXCLUDES *hypertrophic disorders of the skin (L91.-)*

L85.0 **Acquired ichthyosis**

EXCLUDES *congenital ichthyosis (Q80.-)*

L85.1 **Acquired keratosis [keratoderma] palmaris et plantaris**

EXCLUDES *inherited keratosis palmaris et plantaris (Q82.8)*

L85.2 **Keratosis punctata (palmaris et plantaris)**

L85.3 **Xerosis cutis**

Dry skin dermatitis

L85.8 **Other specified epidermal thickening**

Cutaneous horn

L85.9 **Epidermal thickening, unspecified**

L86 **Keratoderma in diseases classified elsewhere**

Code first underlying disease, such as:

Reiter's disease (M02.3-)

EXCLUDES *gonococcal keratoderma (A54.89)*

gonococcal keratosis (A54.89)

keratoderma due to vitamin A deficiency (E50.8)

keratosis due to vitamin A deficiency (E50.8)

xeroderma due to vitamin A deficiency (E50.8)

4th L87 **Transepidermal elimination disorders**

EXCLUDES *granuloma annulare (perforating) (L92.0)*

L87.0 **Keratosis follicularis et parafollicularis in cutem penetrans**

Kyrle disease

Hyperkeratosis follicularis penetrans

L87.1 **Reactive perforating collagenosis**

L87.2 **Elastosis perforans serpiginosa**

L87.8 **Other transepidermal elimination disorders**

L87.9 **Transepidermal elimination disorder, unspecified**

L88 **Pyoderma gangrenosum** CC HCC RxHCC CC/MCC Ex8

Phagedenic pyoderma

EXCLUDES *dermatitis gangrenosa (L08.0)*

4th L89 **Pressure ulcer**

See Official Guidelines, "Pressure ulcer stage codes" I.C.12.a, "Documentation by Clinicians Other than the Patient's Provider" I.B.14

INCLUDES *bed sore*
decubitus ulcer
plaster ulcer
pressure area
pressure sore

Code first any associated gangrene (I96)

EXCLUDES *decubitus (trophic) ulcer of cervix (uteri) (N86)*
diabetic ulcers (E08.621, E08.622, E09.621, E09.622, E10.621, E10.622, E11.621, E11.622, E13.621, E13.622)
non-pressure chronic ulcer of skin (L97.-)
skin infections (L00-L08)
varicose ulcer (I83.0, I83.2)

5th L89.0 **Pressure ulcer of elbow**

6th L89.00 **Pressure ulcer of unspecified elbow**

L89.000 **Pressure ulcer of unspecified elbow, unstageable** HCC CC/MCC Ex0

L89.001 **Pressure ulcer of unspecified elbow, stage 1** CC/MCC Ex0
Healing pressure ulcer of unspecified elbow, stage 1
Pressure pre-ulcer skin changes limited to persistent focal edema, unspecified elbow

L89.002 **Pressure ulcer of unspecified elbow, stage 2** HCC CC/MCC Ex0
Healing pressure ulcer of unspecified elbow, stage 2
Pressure ulcer with abrasion, blister, partial thickness skin loss involving epidermis and/or dermis, unspecified elbow

L89.003 **Pressure ulcer of unspecified elbow, stage 3** HAC HCC MCC CC/MCC Ex0
Healing pressure ulcer of unspecified elbow, stage 3
Pressure ulcer with full thickness skin loss involving damage or necrosis of subcutaneous tissue, unspecified elbow

L89.004 **Pressure ulcer of unspecified elbow, stage 4** HAC HCC MCC CC/MCC Ex0
Healing pressure ulcer of unspecified elbow, stage 4
Pressure ulcer with necrosis of soft tissues through to underlying muscle, tendon, or bone, unspecified elbow

L89.006 **Pressure-induced deep tissue damage of unspecified elbow** CC/MCC Ex0
AHA: Q4 2019

L89.009 **Pressure ulcer of unspecified elbow, unspecified stage** CC/MCC Ex0
Healing pressure ulcer of elbow NOS
Healing pressure ulcer of unspecified elbow, unspecified stage

L89.01 Pressure ulcer of right elbow

L89.010 Pressure ulcer of right elbow, unstageable HCC CC/MCC Exc

L89.011 Pressure ulcer of right elbow, stage 1 CC/MCC Exc

Healing pressure ulcer of right elbow, stage 1

Pressure pre-ulcer skin changes limited to persistent focal edema, right elbow

L89.012 Pressure ulcer of right elbow, stage 2 HCC CC/MCC Exc

Healing pressure ulcer of right elbow, stage 2

Pressure ulcer with abrasion, blister, partial thickness skin loss involving epidermis and/or dermis, right elbow

L89.013 Pressure ulcer of right elbow, stage 3 HAC HCC MCC CC/MCC Exc

Healing pressure ulcer of right elbow, stage 3

Pressure ulcer with full thickness skin loss involving damage or necrosis of subcutaneous tissue, right elbow

L89.014 Pressure ulcer of right elbow, stage 4 HAC HCC MCC CC/MCC Exc

Healing pressure ulcer of right elbow, stage 4

Pressure ulcer with necrosis of soft tissues through to underlying muscle, tendon, or bone, right elbow

L89.016 Pressure-induced deep tissue damage of right elbow CC/MCC Exc

AHA: Q4 2019

L89.019 Pressure ulcer of right elbow, unspecified stage CC/MCC Exc

Healing pressure ulcer of right elbow NOS

L89.02 Pressure ulcer of left elbow

L89.020 Pressure ulcer of left elbow, unstageable HCC CC/MCC Exc

L89.021 Pressure ulcer of left elbow, stage 1 CC/MCC Exc

Healing pressure ulcer of left elbow, stage 1

Pressure pre-ulcer skin changes limited to persistent focal edema, left elbow

L89.022 Pressure ulcer of left elbow, stage 2 HCC CC/MCC Exc

Healing pressure ulcer of left elbow, stage 2

Pressure ulcer with abrasion, blister, partial thickness skin loss involving epidermis and/or dermis, left elbow

L89.023 Pressure ulcer of left elbow, stage 3 HAC HCC MCC CC/MCC Exc

Healing pressure ulcer of left elbow, stage 3

Pressure ulcer with full thickness skin loss involving damage or necrosis of subcutaneous tissue, left elbow

L89.024 Pressure ulcer of left elbow, stage 4 HAC HCC MCC CC/MCC Exc

Healing pressure ulcer of left elbow, stage 4

Pressure ulcer with necrosis of soft tissues through to underlying muscle, tendon, or bone, left elbow

L89.026 Pressure-induced deep tissue damage of left elbow CC/MCC Exc

AHA: Q4 2019

L89.029 Pressure ulcer of left elbow, unspecified stage CC/MCC Exc

Healing pressure ulcer of left elbow NOS

5th L89.1 Pressure ulcer of back

6th L89.10 Pressure ulcer of unspecified part of back

L89.100 Pressure ulcer of unspecified part of back, unstageable HCC CC/MCC Ex0

L89.101 Pressure ulcer of unspecified part of back, stage 1 CC/MCC Ex0

Healing pressure ulcer of unspecified part of back, stage 1

Pressure pre-ulcer skin changes limited to persistent focal edema, unspecified part of back

L89.102 Pressure ulcer of unspecified part of back, stage 2 HCC CC/MCC Ex0

Healing pressure ulcer of unspecified part of back, stage 2

Pressure ulcer with abrasion, blister, partial thickness skin loss involving epidermis and/or dermis, unspecified part of back

L89.103 Pressure ulcer of unspecified part of back, stage 3 HAC HCC MCC CC/MCC Ex0

Healing pressure ulcer of unspecified part of back, stage 3

Pressure ulcer with full thickness skin loss involving damage or necrosis of subcutaneous tissue, unspecified part of back

L89.104 Pressure ulcer of unspecified part of back, stage 4 HAC HCC MCC CC/MCC Ex0

Healing pressure ulcer of unspecified part of back, stage 4

Pressure ulcer with necrosis of soft tissues through to underlying muscle, tendon, or bone, unspecified part of back

L89.106 Pressure-induced deep tissue damage of unspecified part of back CC/MCC Ex0

AHA: Q4 2019

L89.109 Pressure ulcer of unspecified part of back, unspecified stage CC/MCC Ex0

Healing pressure ulcer of unspecified part of back NOS

Healing pressure ulcer of unspecified part of back, unspecified stage

6th L89.11 Pressure ulcer of right upper back

Pressure ulcer of right shoulder blade

L89.110 Pressure ulcer of right upper back, unstageable HCC CC/MCC Ex0

L89.111 Pressure ulcer of right upper back, stage 1 CC/MCC Ex0

Healing pressure ulcer of right upper back, stage 1

Pressure pre-ulcer skin changes limited to persistent focal edema, right upper back

L89.112 Pressure ulcer of right upper back, stage 2 HCC CC/MCC Ex0

Healing pressure ulcer of right upper back, stage 2

Pressure ulcer with abrasion, blister, partial thickness skin loss involving epidermis and/or dermis, right upper back

L89.113 Pressure ulcer of right upper back, stage 3 HAC HCC MCC CC/MCC Ex0

Healing pressure ulcer of right upper back, stage 3

Pressure ulcer with full thickness skin loss involving damage or necrosis of subcutaneous tissue, right upper back

L89.114 **Pressure ulcer of right upper back, stage 4** HAC HCC MCC CC/MCC Exc

Healing pressure ulcer of right upper back, stage 4

Pressure ulcer with necrosis of soft tissues through to underlying muscle, tendon, or bone, right upper back

L89.116 **Pressure-induced deep tissue damage of right upper back** CC/MCC Exc

AHA: Q4 2019

L89.119 **Pressure ulcer of right upper back, unspecified stage** CC/MCC Exc

Healing pressure ulcer of right upper back NOS

Healing pressure ulcer of right upper back, unspecified stage

8th L89.12 **Pressure ulcer of left upper back**

Pressure ulcer of left shoulder blade

L89.120 **Pressure ulcer of left upper back, unstageable** HCC CC/MCC Exc

L89.121 **Pressure ulcer of left upper back, stage 1** CC/MCC Exc

Healing pressure ulcer of left upper back, stage 1

Pressure pre-ulcer skin changes limited to persistent focal edema, left upper back

L89.122 **Pressure ulcer of left upper back, stage 2** HCC CC/MCC Exc

Healing pressure ulcer of left upper back, stage 2

Pressure ulcer with abrasion, blister, partial thickness skin loss involving epidermis and/or dermis, left upper back

L89.123 **Pressure ulcer of left upper back, stage 3** HAC HCC MCC CC/MCC Exc

Healing pressure ulcer of left upper back, stage 3

Pressure ulcer with full thickness skin loss involving damage or necrosis of subcutaneous tissue, left upper back

L89.124 **Pressure ulcer of left upper back, stage 4** HAC HCC MCC CC/MCC Exc

Healing pressure ulcer of left upper back, stage 4

Pressure ulcer with necrosis of soft tissues through to underlying muscle, tendon, or bone, left upper back

L89.126 **Pressure-induced deep tissue damage of left upper back** CC/MCC Exc

AHA: Q4 2019

L89.129 **Pressure ulcer of left upper back, unspecified stage** CC/MCC Exc

Healing pressure ulcer of left upper back NOS

Healing pressure ulcer of left upper back, unspecified stage

L89.13 **Pressure ulcer of right lower back**

L89.130 **Pressure ulcer of right lower back, unstageable** HCC CC/MCC Ex0

L89.131 **Pressure ulcer of right lower back, stage 1** CC/MCC Ex0

Healing pressure ulcer of right lower back, stage 1

Pressure pre-ulcer skin changes limited to persistent focal edema, right lower back

L89.132 **Pressure ulcer of right lower back, stage 2** HCC CC/MCC Ex0

Healing pressure ulcer of right lower back, stage 2

Pressure ulcer with abrasion, blister, partial thickness skin loss involving epidermis and/or dermis, right lower back

L89.133 **Pressure ulcer of right lower back, stage 3** HAC HCC MCC CC/MCC Ex0

Healing pressure ulcer of right lower back, stage 3

Pressure ulcer with full thickness skin loss involving damage or necrosis of subcutaneous tissue, right lower back

L89.134 **Pressure ulcer of right lower back, stage 4** HAC HCC MCC CC/MCC Ex0

Healing pressure ulcer of right lower back, stage 4

Pressure ulcer with necrosis of soft tissues through to underlying muscle, tendon, or bone, right lower back

L89.136 **Pressure-induced deep tissue damage of right lower back** CC/MCC Ex0

AHA: Q4 2019

L89.139 **Pressure ulcer of right lower back, unspecified stage** CC/MCC Ex0

Healing pressure ulcer of right lower back NOS

Healing pressure ulcer of right lower back, unspecified stage

L89.14 **Pressure ulcer of left lower back**

L89.140 **Pressure ulcer of left lower back, unstageable** HCC CC/MCC Ex0

L89.141 **Pressure ulcer of left lower back, stage 1** CC/MCC Ex0

Healing pressure ulcer of left lower back, stage 1

Pressure pre-ulcer skin changes limited to persistent focal edema, left lower back

L89.142 **Pressure ulcer of left lower back, stage 2** HCC CC/MCC Ex0

Healing pressure ulcer of left lower back, stage 2

Pressure ulcer with abrasion, blister, partial thickness skin loss involving epidermis and/or dermis, left lower back

L89.143 **Pressure ulcer of left lower back, stage 3** HAC HCC MCC CC/MCC Ex0

Healing pressure ulcer of left lower back, stage 3

Pressure ulcer with full thickness skin loss involving damage or necrosis of subcutaneous tissue, left lower back

L89.144 **Pressure ulcer of left lower back, stage 4** HAC HCC MCC CC/MCC Ex0

Healing pressure ulcer of left lower back, stage 4

Pressure ulcer with necrosis of soft tissues through to underlying muscle, tendon, or bone, left lower back

L89.146 **Pressure-induced deep tissue damage of left lower back** CC/MCC Ex6

AHA: Q4 2019

L89.149 **Pressure ulcer of left lower back, unspecified stage** CC/MCC Ex6

Healing pressure ulcer of left lower back NOS

Healing pressure ulcer of left lower back, unspecified stage

L89.15 **Pressure ulcer of sacral region**

Pressure ulcer of coccyx

Pressure ulcer of tailbone

L89.150 **Pressure ulcer of sacral region, unstageable** HCC CC/MCC Ex6

L89.151 **Pressure ulcer of sacral region, stage 1** CC/MCC Ex6

Healing pressure ulcer of sacral region, stage 1

Pressure pre-ulcer skin changes limited to persistent focal edema, sacral region

L89.152 **Pressure ulcer of sacral region, stage 2** HCC CC/MCC Ex6

Healing pressure ulcer of sacral region, stage 2

Pressure ulcer with abrasion, blister, partial thickness skin loss involving epidermis and/or dermis, sacral region

L89.153 **Pressure ulcer of sacral region, stage 3** HAC HCC MCC CC/MCC Ex6

AHA: Q3 2021

Healing pressure ulcer of sacral region, stage 3

Pressure ulcer with full thickness skin loss involving damage or necrosis of subcutaneous tissue, sacral region

L89.154 **Pressure ulcer of sacral region, stage 4** HAC HCC MCC CC/MCC Ex6

AHA: Q2 2022

Healing pressure ulcer of sacral region, stage 4

Pressure ulcer with necrosis of soft tissues through to underlying muscle, tendon, or bone, sacral region

L89.156 **Pressure-induced deep tissue damage of sacral region** CC/MCC Ex6

AHA: Q4 2019

L89.159 **Pressure ulcer of sacral region, unspecified stage** CC/MCC Ex6

Healing pressure ulcer of sacral region NOS

Healing pressure ulcer of sacral region, unspecified stage

5th L89.2 Pressure ulcer of hip

6th L89.20 Pressure ulcer of unspecified hip

L89.200 Pressure ulcer of unspecified hip, unstageable HCC CC/MCC Ex0

L89.201 Pressure ulcer of unspecified hip, stage 1 CC/MCC Ex0

Healing pressure ulcer of unspecified hip back, stage 1

Pressure pre-ulcer skin changes limited to persistent focal edema, unspecified hip

L89.202 Pressure ulcer of unspecified hip, stage 2 HCC CC/MCC Ex0

Healing pressure ulcer of unspecified hip, stage 2

Pressure ulcer with abrasion, blister, partial thickness skin loss involving epidermis and/or dermis, unspecified hip

L89.203 Pressure ulcer of unspecified hip, stage 3 HAC HCC MCC CC/MCC Ex0

Healing pressure ulcer of unspecified hip, stage 3

Pressure ulcer with full thickness skin loss involving damage or necrosis of subcutaneous tissue, unspecified hip

L89.204 Pressure ulcer of unspecified hip, stage 4 HAC HCC MCC CC/MCC Ex0

Healing pressure ulcer of unspecified hip, stage 4

Pressure ulcer with necrosis of soft tissues through to underlying muscle, tendon, or bone, unspecified hip

L89.206 Pressure-induced deep tissue damage of unspecified hip CC/MCC Ex0

AHA: Q4 2019

L89.209 Pressure ulcer of unspecified hip, unspecified stage CC/MCC Ex0

Healing pressure ulcer of unspecified hip NOS

Healing pressure ulcer of unspecified hip, unspecified stage

6th L89.21 Pressure ulcer of right hip

L89.210 Pressure ulcer of right hip, unstageable HCC CC/MCC Ex0

L89.211 Pressure ulcer of right hip, stage 1 CC/MCC Ex0

Healing pressure ulcer of right hip back, stage 1

Pressure pre-ulcer skin changes limited to persistent focal edema, right hip

L89.212 Pressure ulcer of right hip, stage 2 HCC CC/MCC Ex0

Healing pressure ulcer of right hip, stage 2

Pressure ulcer with abrasion, blister, partial thickness skin loss involving epidermis and/or dermis, right hip

L89.213 Pressure ulcer of right hip, stage 3 HAC HCC MCC CC/MCC Ex0

Healing pressure ulcer of right hip, stage 3

Pressure ulcer with full thickness skin loss involving damage or necrosis of subcutaneous tissue, right hip

L89.214 Pressure ulcer of right hip, stage 4 HAC HCC MCC CC/MCC Ex0

Healing pressure ulcer of right hip, stage 4

Pressure ulcer with necrosis of soft tissues through to underlying muscle, tendon, or bone, right hip

L89.216 **Pressure-induced deep tissue damage of right hip** CC/MCC Ex0

AHA: Q4 2019

L89.219 **Pressure ulcer of right hip, unspecified stage** CC/MCC Ex0

Healing pressure ulcer of right hip NOS

Healing pressure ulcer of right hip, unspecified stage

6th L89.22 **Pressure ulcer of left hip**

L89.220 **Pressure ulcer of left hip, unstageable** HCC CC/MCC Ex0

L89.221 **Pressure ulcer of left hip, stage 1** CC/MCC Ex0

Healing pressure ulcer of left hip back, stage 1

Pressure pre-ulcer skin changes limited to persistent focal edema, left hip

L89.222 **Pressure ulcer of left hip, stage 2** HCC CC/MCC Ex0

Healing pressure ulcer of left hip, stage 2

Pressure ulcer with abrasion, blister, partial thickness skin loss involving epidermis and/or dermis, left hip

L89.223 **Pressure ulcer of left hip, stage 3** HAC HCC MCC CC/MCC Ex0

Healing pressure ulcer of left hip, stage 3

Pressure ulcer with full thickness skin loss involving damage or necrosis of subcutaneous tissue, left hip

L89.224 **Pressure ulcer of left hip, stage 4** HAC HCC MCC CC/MCC Ex0

Healing pressure ulcer of left hip, stage 4

Pressure ulcer with necrosis of soft tissues through to underlying muscle, tendon, or bone, left hip

L89.226 **Pressure-induced deep tissue damage of left hip** CC/MCC Ex0

AHA: Q4 2019

L89.229 **Pressure ulcer of left hip, unspecified stage** CC/MCC Ex0

Healing pressure ulcer of left hip NOS

Healing pressure ulcer of left hip, unspecified stage

L89.3 Pressure ulcer of buttock

L89.30 Pressure ulcer of unspecified buttock

L89.300 Pressure ulcer of unspecified buttock, unstageable HCC CC/MCC Ex0

L89.301 Pressure ulcer of unspecified buttock, stage 1 CC/MCC Ex0

Healing pressure ulcer of unspecified buttock, stage 1

Pressure pre-ulcer skin changes limited to persistent focal edema, unspecified buttock

L89.302 Pressure ulcer of unspecified buttock, stage 2 HCC CC/MCC Ex0

Healing pressure ulcer of unspecified buttock, stage 2

Pressure ulcer with abrasion, blister, partial thickness skin loss involving epidermis and/or dermis, unspecified buttock

L89.303 Pressure ulcer of unspecified buttock, stage 3 HAC HCC MCC CC/MCC Ex0

Healing pressure ulcer of unspecified buttock, stage 3

Pressure ulcer with full thickness skin loss involving damage or necrosis of subcutaneous tissue, unspecified buttock

L89.304 Pressure ulcer of unspecified buttock, stage 4 HAC HCC MCC CC/MCC Ex0

Healing pressure ulcer of unspecified buttock, stage 4

Pressure ulcer with necrosis of soft tissues through to underlying muscle, tendon, or bone, unspecified buttock

L89.306 Pressure-induced deep tissue damage of unspecified buttock CC/MCC Ex0

AHA: Q4 2019

L89.309 Pressure ulcer of unspecified buttock, unspecified stage CC/MCC Ex0

Healing pressure ulcer of unspecified buttock NOS

Healing pressure ulcer of unspecified buttock, unspecified stage

L89.31 Pressure ulcer of right buttock

L89.310 Pressure ulcer of right buttock, unstageable HCC CC/MCC Ex0

L89.311 Pressure ulcer of right buttock, stage 1 CC/MCC Ex0

Healing pressure ulcer of right buttock, stage 1

Pressure pre-ulcer skin changes limited to persistent focal edema, right buttock

L89.312 Pressure ulcer of right buttock, stage 2 HCC CC/MCC Ex0

Healing pressure ulcer of right buttock, stage 2

Pressure ulcer with abrasion, blister, partial thickness skin loss involving epidermis and/or dermis, right buttock

L89.313 **Pressure ulcer of right buttock, stage 3** HAC HCC MCC CC/MCC Ex0

Healing pressure ulcer of right buttock, stage 3

Pressure ulcer with full thickness skin loss involving damage or necrosis of subcutaneous tissue, right buttock

L89.314 **Pressure ulcer of right buttock, stage 4** HAC HCC MCC CC/MCC Ex0

Healing pressure ulcer of right buttock, stage 4

Pressure ulcer with necrosis of soft tissues through to underlying muscle, tendon, or bone, right buttock

L89.316 **Pressure-induced deep tissue damage of right buttock** CC/MCC Ex0

AHA: Q4 2019

L89.319 **Pressure ulcer of right buttock, unspecified stage** CC/MCC Ex0

Healing pressure ulcer of right buttock NOS

Healing pressure ulcer of right buttock, unspecified stage

6th L89.32 **Pressure ulcer of left buttock**

L89.320 **Pressure ulcer of left buttock, unstageable** HCC CC/MCC Ex0

L89.321 **Pressure ulcer of left buttock, stage 1** CC/MCC Ex0

Healing pressure ulcer of left buttock, stage 1

Pressure pre-ulcer skin changes limited to persistent focal edema, left buttock

L89.322 **Pressure ulcer of left buttock, stage 2** HCC CC/MCC Ex0

Healing pressure ulcer of left buttock, stage 2

Pressure ulcer with abrasion, blister, partial thickness skin loss involving epidermis and/or dermis, left buttock

L89.323 **Pressure ulcer of left buttock, stage 3** HAC HCC MCC CC/MCC Ex0

Healing pressure ulcer of left buttock, stage 3

Pressure ulcer with full thickness skin loss involving damage or necrosis of subcutaneous tissue, left buttock

L89.324 **Pressure ulcer of left buttock, stage 4** HAC HCC MCC CC/MCC Ex0

Healing pressure ulcer of left buttock, stage 4

Pressure ulcer with necrosis of soft tissues through to underlying muscle, tendon, or bone, left buttock

L89.326 **Pressure-induced deep tissue damage of left buttock** CC/MCC Ex0

AHA: Q4 2019

L89.329 **Pressure ulcer of left buttock, unspecified stage** CC/MCC Ex0

Healing pressure ulcer of left buttock NOS

Healing pressure ulcer of left buttock, unspecified stage

5th L89.4 Pressure ulcer of contiguous site of back, buttock and hip

L89.40 Pressure ulcer of contiguous site of back, buttock and hip, unspecified stage CC/MCC Ex0

Healing pressure ulcer of contiguous site of back, buttock and hip NOS

Healing pressure ulcer of contiguous site of back, buttock and hip, unspecified stage

L89.41 Pressure ulcer of contiguous site of back, buttock and hip, stage 1 CC/MCC Ex0

Healing pressure ulcer of contiguous site of back, buttock and hip, stage 1

Pressure pre-ulcer skin changes limited to persistent focal edema, contiguous site of back, buttock and hip

L89.42 Pressure ulcer of contiguous site of back, buttock and hip, stage 2 HCC CC/MCC Ex0

Healing pressure ulcer of contiguous site of back, buttock and hip, stage 2

Pressure ulcer with abrasion, blister, partial thickness skin loss involving epidermis and/or dermis, contiguous site of back, buttock and hip

L89.43 Pressure ulcer of contiguous site of back, buttock and hip, stage 3 HAC HCC MCC CC/MCC Ex0

Healing pressure ulcer of contiguous site of back, buttock and hip, stage 3

Pressure ulcer with full thickness skin loss involving damage or necrosis of subcutaneous tissue, contiguous site of back, buttock and hip

L89.44 Pressure ulcer of contiguous site of back, buttock and hip, stage 4 HAC HCC MCC CC/MCC Ex0

Healing pressure ulcer of contiguous site of back, buttock and hip, stage 4

Pressure ulcer with necrosis of soft tissues through to underlying muscle, tendon, or bone, contiguous site of back, buttock and hip

L89.45 Pressure ulcer of contiguous site of back, buttock and hip, unstageable HCC CC/MCC Ex0

L89.46 Pressure-induced deep tissue damage of contiguous site of back, buttock and hip CC/MCC Ex0

AHA: Q4 2019

5th L89.5 Pressure ulcer of ankle

6th L89.50 Pressure ulcer of unspecified ankle

L89.500 Pressure ulcer of unspecified ankle, unstageable HCC CC/MCC Ex0

L89.501 Pressure ulcer of unspecified ankle, stage 1 CC/MCC Ex0

Healing pressure ulcer of unspecified ankle, stage 1

Pressure pre-ulcer skin changes limited to persistent focal edema, unspecified ankle

L89.502 Pressure ulcer of unspecified ankle, stage 2 HCC CC/MCC Ex0

Healing pressure ulcer of unspecified ankle, stage 2

Pressure ulcer with abrasion, blister, partial thickness skin loss involving epidermis and/or dermis, unspecified ankle

L89.503 **Pressure ulcer of unspecified ankle, stage 3** HAC HCC MCC CC/MCC Exc

Healing pressure ulcer of unspecified ankle, stage 3

Pressure ulcer with full thickness skin loss involving damage or necrosis of subcutaneous tissue, unspecified ankle

L89.504 **Pressure ulcer of unspecified ankle, stage 4** HAC HCC MCC CC/MCC Exc

Healing pressure ulcer of unspecified ankle, stage 4

Pressure ulcer with necrosis of soft tissues through to underlying muscle, tendon, or bone, unspecified ankle

L89.506 **Pressure-induced deep tissue damage of unspecified ankle** CC/MCC Exc

AHA: Q4 2019

L89.509 **Pressure ulcer of unspecified ankle, unspecified stage** CC/MCC Exc

Healing pressure ulcer of unspecified ankle NOS

Healing pressure ulcer of unspecified ankle, unspecified stage

6th L89.51 **Pressure ulcer of right ankle**

L89.510 **Pressure ulcer of right ankle, unstageable** HCC CC/MCC Exc

L89.511 **Pressure ulcer of right ankle, stage 1** CC/MCC Exc

Healing pressure ulcer of right ankle, stage 1

Pressure pre-ulcer skin changes limited to persistent focal edema, right ankle

L89.512 **Pressure ulcer of right ankle, stage 2** HCC CC/MCC Exc

Healing pressure ulcer of right ankle, stage 2

Pressure ulcer with abrasion, blister, partial thickness skin loss involving epidermis and/or dermis, right ankle

L89.513 **Pressure ulcer of right ankle, stage 3** HAC HCC MCC CC/MCC Exc

Healing pressure ulcer of right ankle, stage 3

Pressure ulcer with full thickness skin loss involving damage or necrosis of subcutaneous tissue, right ankle

L89.514 **Pressure ulcer of right ankle, stage 4** HAC HCC MCC CC/MCC Exc

Healing pressure ulcer of right ankle, stage 4

Pressure ulcer with necrosis of soft tissues through to underlying muscle, tendon, or bone, right ankle

L89.516 **Pressure-induced deep tissue damage of right ankle** CC/MCC Exc

AHA: Q4 2019

L89.519 **Pressure ulcer of right ankle, unspecified stage** CC/MCC Exc

Healing pressure ulcer of right ankle NOS

Healing pressure ulcer of right ankle, unspecified stage

6th L89.52 Pressure ulcer of left ankle

L89.520 Pressure ulcer of left ankle, unstageable HCC CC/MCC Ex0

L89.521 Pressure ulcer of left ankle, stage 1 CC/MCC Ex0

Healing pressure ulcer of left ankle, stage 1

Pressure pre-ulcer skin changes limited to persistent focal edema, left ankle

L89.522 Pressure ulcer of left ankle, stage 2 HCC CC/MCC Ex0

Healing pressure ulcer of left ankle, stage 2

Pressure ulcer with abrasion, blister, partial thickness skin loss involving epidermis and/or dermis, left ankle

L89.523 Pressure ulcer of left ankle, stage 3 HAC HCC MCC CC/MCC Ex0

Healing pressure ulcer of left ankle, stage 3

Pressure ulcer with full thickness skin loss involving damage or necrosis of subcutaneous tissue, left ankle

L89.524 Pressure ulcer of left ankle, stage 4 HAC HCC MCC CC/MCC Ex0

Healing pressure ulcer of left ankle, stage 4

Pressure ulcer with necrosis of soft tissues through to underlying muscle, tendon, or bone, left ankle

L89.526 Pressure-induced deep tissue damage of left ankle CC/MCC Ex0

AHA: Q4 2019

L89.529 Pressure ulcer of left ankle, unspecified stage CC/MCC Ex0

Healing pressure ulcer of left ankle NOS

Healing pressure ulcer of left ankle, unspecified stage

5th L89.6 Pressure ulcer of heel

6th L89.60 Pressure ulcer of unspecified heel

L89.600 Pressure ulcer of unspecified heel, unstageable HCC CC/MCC Ex0

L89.601 Pressure ulcer of unspecified heel, stage 1 CC/MCC Ex0

Healing pressure ulcer of unspecified heel, stage 1

Pressure pre-ulcer skin changes limited to persistent focal edema, unspecified heel

L89.602 Pressure ulcer of unspecified heel, stage 2 HCC CC/MCC Ex0

Healing pressure ulcer of unspecified heel, stage 2

Pressure ulcer with abrasion, blister, partial thickness skin loss involving epidermis and/or dermis, unspecified heel

L89.603 **Pressure ulcer of unspecified heel, stage 3** HAC HCC MCC CC/MCC Ex0

Healing pressure ulcer of unspecified heel, stage 3

Pressure ulcer with full thickness skin loss involving damage or necrosis of subcutaneous tissue, unspecified heel

L89.604 **Pressure ulcer of unspecified heel, stage 4** HAC HCC MCC CC/MCC Ex0

Healing pressure ulcer of unspecified heel, stage 4

Pressure ulcer with necrosis of soft tissues through to underlying muscle, tendon, or bone, unspecified heel

L89.606 **Pressure-induced deep tissue damage of unspecified heel** CC/MCC Ex0

AHA: Q4 2019

L89.609 **Pressure ulcer of unspecified heel, unspecified stage** CC/MCC Ex0

Healing pressure ulcer of unspecified heel NOS

Healing pressure ulcer of unspecified heel, unspecified stage

6th L89.61 **Pressure ulcer of right heel**

L89.610 **Pressure ulcer of right heel, unstageable** HCC CC/MCC Ex0

L89.611 **Pressure ulcer of right heel, stage 1** CC/MCC Ex0

Healing pressure ulcer of right heel, stage 1

Pressure pre-ulcer skin changes limited to persistent focal edema, right heel

L89.612 **Pressure ulcer of right heel, stage 2** HCC CC/MCC Ex0

Healing pressure ulcer of right heel, stage 2

Pressure ulcer with abrasion, blister, partial thickness skin loss involving epidermis and/or dermis, right heel

L89.613 **Pressure ulcer of right heel, stage 3** HAC HCC MCC CC/MCC Ex0

Healing pressure ulcer of right heel, stage 3

Pressure ulcer with full thickness skin loss involving damage or necrosis of subcutaneous tissue, right heel

L89.614 **Pressure ulcer of right heel, stage 4** HAC HCC MCC CC/MCC Ex0

Healing pressure ulcer of right heel, stage 4

Pressure ulcer with necrosis of soft tissues through to underlying muscle, tendon, or bone, right heel

L89.616 **Pressure-induced deep tissue damage of right heel** CC/MCC Ex0

AHA: Q4 2019

L89.619 **Pressure ulcer of right heel, unspecified stage** CC/MCC Ex0

Healing pressure ulcer of right heel NOS

Healing pressure ulcer of right heel, unspecified stage

6th L89.62 **Pressure ulcer of left heel**

L89.620 **Pressure ulcer of left heel, unstageable** HCC CC/MCC Ex6

L89.621 **Pressure ulcer of left heel, stage 1** CC/MCC Ex6

Healing pressure ulcer of left heel, stage 1

Pressure pre-ulcer skin changes limited to persistent focal edema, left heel

L89.622 **Pressure ulcer of left heel, stage 2** HCC CC/MCC Ex6

AHA: Q4 2016

Healing pressure ulcer of left heel, stage 2

Pressure ulcer with abrasion, blister, partial thickness skin loss involving epidermis and/or dermis, left heel

L89.623 **Pressure ulcer of left heel, stage 3** HAC HCC MCC CC/MCC Ex6

AHA: Q3 2018, Q4 2016

Healing pressure ulcer of left heel, stage 3

Pressure ulcer with full thickness skin loss involving damage or necrosis of subcutaneous tissue, left heel

L89.624 **Pressure ulcer of left heel, stage 4** HAC HCC MCC CC/MCC Ex6

Healing pressure ulcer of left heel, stage 4

Pressure ulcer with necrosis of soft tissues through to underlying muscle, tendon, or bone, left heel

L89.626 **Pressure-induced deep tissue damage of left heel** CC/MCC Ex6

AHA: Q4 2019

L89.629 **Pressure ulcer of left heel, unspecified stage** CC/MCC Ex6

Healing pressure ulcer of left heel NOS

Healing pressure ulcer of left heel, unspecified stage

5th L89.8 **Pressure ulcer of other site**

6th L89.81 **Pressure ulcer of head**

Pressure ulcer of face

L89.810 **Pressure ulcer of head, unstageable** HCC CC/MCC Ex6

L89.811 **Pressure ulcer of head, stage 1** CC/MCC Ex6

Healing pressure ulcer of head, stage 1

Pressure pre-ulcer skin changes limited to persistent focal edema, head

L89.812 **Pressure ulcer of head, stage 2** HCC CC/MCC Ex6

Healing pressure ulcer of head, stage 2

Pressure ulcer with abrasion, blister, partial thickness skin loss involving epidermis and/or dermis, head

L89.813 **Pressure ulcer of head, stage 3** HAC HCC MCC CC/MCC Ex0

Healing pressure ulcer of head, stage 3

Pressure ulcer with full thickness skin loss involving damage or necrosis of subcutaneous tissue, head

L89.814 **Pressure ulcer of head, stage 4** HAC HCC MCC CC/MCC Ex0

Healing pressure ulcer of head, stage 4

Pressure ulcer with necrosis of soft tissues through to underlying muscle, tendon, or bone, head

L89.816 **Pressure-induced deep tissue damage of head** CC/MCC Ex0

AHA: Q4 2019

L89.819 **Pressure ulcer of head, unspecified stage** CC/MCC Ex0

Healing pressure ulcer of head NOS

Healing pressure ulcer of head, unspecified stage

6th L89.89 **Pressure ulcer of other site**

L89.890 **Pressure ulcer of other site, unstageable** HCC CC/MCC Ex0

L89.891 **Pressure ulcer of other site, stage 1** CC/MCC Ex0

Healing pressure ulcer of other site, stage 1

Pressure pre-ulcer skin changes limited to persistent focal edema, other site

L89.892 **Pressure ulcer of other site, stage 2** HCC CC/MCC Ex0

Healing pressure ulcer of other site, stage 2

Pressure ulcer with abrasion, blister, partial thickness skin loss involving epidermis and/or dermis, other site

L89.893 **Pressure ulcer of other site, stage 3** HAC HCC MCC CC/MCC Ex0

Healing pressure ulcer of other site, stage 3

Pressure ulcer with full thickness skin loss involving damage or necrosis of subcutaneous tissue, other site

L89.894 **Pressure ulcer of other site, stage 4** HAC HCC MCC CC/MCC Ex0

Healing pressure ulcer of other site, stage 4

Pressure ulcer with necrosis of soft tissues through to underlying muscle, tendon, or bone, other site

L89.896 **Pressure-induced deep tissue damage of other site** CC/MCC Ex0

AHA: Q4 2019

L89.899 **Pressure ulcer of other site, unspecified stage** CC/MCC Ex0

Healing pressure ulcer of other site NOS

Healing pressure ulcer of other site, unspecified stage

5th L89.9 **Pressure ulcer of unspecified site**

L89.90 **Pressure ulcer of unspecified site, unspecified stage** CC/MCC Ex0

Healing pressure ulcer of unspecified site NOS

Healing pressure ulcer of unspecified site, unspecified stage

L89.91 **Pressure ulcer of unspecified site, stage 1** CC/MCC Ex0

Healing pressure ulcer of unspecified site, stage 1

Pressure pre-ulcer skin changes limited to persistent focal edema, unspecified site

L89.92 **Pressure ulcer of unspecified site, stage 2** HCC CC/MCC Ex0

Healing pressure ulcer of unspecified site, stage 2

Pressure ulcer with abrasion, blister, partial thickness skin loss involving epidermis and/or dermis, unspecified site

L89.93 **Pressure ulcer of unspecified site, stage 3** HAC HCC MCC CC/MCC Ex0

Healing pressure ulcer of unspecified site, stage 3

Pressure ulcer with full thickness skin loss involving damage or necrosis of subcutaneous tissue, unspecified site

L89.94 **Pressure ulcer of unspecified site, stage 4** HAC HCC MCC CC/MCC Ex0

Healing pressure ulcer of unspecified site, stage 4

Pressure ulcer with necrosis of soft tissues through to underlying muscle, tendon, or bone, unspecified site

L89.95 **Pressure ulcer of unspecified site, unstageable** HCC CC/MCC Ex0

L89.96 **Pressure-induced deep tissue damage of unspecified site** CC/MCC Ex0

AHA: Q4 2019

4th L90 **Atrophic disorders of skin**

L90.0 **Lichen sclerosus et atrophicus**

EXCLUDES *lichen sclerosus of external female genital organs (N90.4)*

lichen sclerosus of external male genital organs (N48.0)

L90.1 **Anetoderma of Schweninger-Buzzi**

L90.2 **Anetoderma of Jadassohn-Pellizzari**

L90.3 **Atrophoderma of Pasini and Pierini**

L90.4 **Acrodermatitis chronica atrophicans**

L90.5 **Scar conditions and fibrosis of skin**

AHA: Q2 2016, Q1 2015

Adherent scar (skin)

Cicatrix

Disfigurement of skin due to scar

Fibrosis of skin NOS

Scar NOS

EXCLUDES *hypertrophic scar (L91.0)*

keloid scar (L91.0)

L90.6 **Striae atrophicae**

L90.8 **Other atrophic disorders of skin**

L90.9 **Atrophic disorder of skin, unspecified**

4th L91 **Hypertrophic disorders of skin**

L91.0 **Hypertrophic scar**

Keloid

Keloid scar

EXCLUDES *acne keloid (L73.0)*

scar NOS (L90.5)

L91.8 **Other hypertrophic disorders of the skin**

L91.9 **Hypertrophic disorder of the skin, unspecified**

4th L92 **Granulomatous disorders of skin and subcutaneous tissue**

EXCLUDES *actinic granuloma (L57.5)*

L92.0 **Granuloma annulare** CC/MCC Ex0

Perforating granuloma annulare

L92.1 **Necrobiosis lipoidica, not elsewhere classified**

EXCLUDES *necrobiosis lipoidica associated with diabetes mellitus (E08-E13 with .620)*

L92.2 **Granuloma faciale [eosinophilic granuloma of skin]**

L92.3 **Foreign body granuloma of the skin and subcutaneous tissue**

Use additional code to identify the type of retained foreign body (Z18.-)

L92.8 **Other granulomatous disorders of the skin and subcutaneous tissue** CC/MCC Ex0

L92.9 **Granulomatous disorder of the skin and subcutaneous tissue, unspecified**

EXCLUDES *umbilical granuloma (P83.81)*

4th L93 **Lupus erythematosus**

Use additional code for adverse effect, if applicable, to identify drug (T36-T50 with fifth or sixth character 5)

EXCLUDES1 *lupus exedens (A18.4)*
lupus vulgaris (A18.4)
scleroderma (M34.-)
systemic lupus erythematosus (M32.-)

L93.0 **Discoid lupus erythematosus** RxHCC CC/MCC Ex6
Lupus erythematosus NOS

L93.1 **Subacute cutaneous lupus erythematosus** RxHCC CC/MCC Ex6

L93.2 **Other local lupus erythematosus** RxHCC CC/MCC Ex6
Lupus erythematosus profundus
Lupus panniculitis

4th L94 **Other localized connective tissue disorders**

EXCLUDES1 *systemic connective tissue disorders (M30-M36)*

L94.0 **Localized scleroderma [morphea]**
Circumscribed scleroderma

L94.1 **Linear scleroderma**
En coup de sabre lesion

L94.2 **Calcinosis cutis** CC/MCC Ex6

L94.3 **Sclerodactyly**

L94.4 **Gottron's papules** CC/MCC Ex6

L94.5 **Poikiloderma vasculare atrophicans** RxHCC

L94.6 **Ainhum** CC/MCC Ex6

L94.8 **Other specified localized connective tissue disorders**

L94.9 **Localized connective tissue disorder, unspecified**

4th L95 **Vasculitis limited to skin, not elsewhere classified**

EXCLUDES1 *angioma serpiginosum (L81.7)*
Henoch(-Schönlein) purpura (D69.0)
hypersensitivity angiitis (M31.0)
lupus panniculitis (L93.2)
panniculitis NOS (M79.3)
panniculitis of neck and back (M54.0-)
polyarteritis nodosa (M30.0)
relapsing panniculitis (M35.6)
rheumatoid vasculitis (M05.2)
serum sickness (T80.6-)
urticaria (L50.-)
Wegener's granulomatosis (M31.3-)

L95.0 **Livedoid vasculitis**

Atrophie blanche (en plaque)

L95.1 **Erythema elevatum diutinum** CC/MCC Ex8

L95.8 **Other vasculitis limited to the skin**

L95.9 **Vasculitis limited to the skin, unspecified**

4th L97 **Non-pressure chronic ulcer of lower limb, not elsewhere classified**

See Official Guidelines, "Documentation by Clinicians Other than the Patient's Provider" I.B.14, "Non-Pressure Chronic Ulcers" I.C.12.b

INCLUDES *chronic ulcer of skin of lower limb NOS*
non-healing ulcer of skin
non-infected sinus of skin
trophic ulcer NOS
tropical ulcer NOS
ulcer of skin of lower limb NOS

Code first any associated underlying condition, such as:
any associated gangrene (I96)
atherosclerosis of the lower extremities (I70.23-, I70.24-, I70.33-, I70.34-, I70.43-, I70.44-, I70.53-, I70.54-, I70.63-, I70.64-, I70.73-, I70.74-)
chronic venous hypertension (I87.31-, I87.33-)
diabetic ulcers (E08.621, E08.622, E09.621, E09.622, E10.621, E10.622, E11.621, E11.622, E13.621, E13.622)
postphlebitic syndrome (I87.01-, I87.03-)
postthrombotic syndrome (I87.01-, I87.03-)
varicose ulcer (I83.0-, I83.2-)

EXCLUDES2 *pressure ulcer (pressure area) (L89.-)*
skin infections (L00-L08)
specific infections classified to A00-B99

- L97.1 Non-pressure chronic ulcer of thigh
  - L97.10 Non-pressure chronic ulcer of unspecified thigh
    - L97.101 Non-pressure chronic ulcer of unspecified thigh limited to breakdown of skin CC HCC RxHCC CC/MCC Exc
    - L97.102 Non-pressure chronic ulcer of unspecified thigh with fat layer exposed CC HCC RxHCC CC/MCC Exc
    - L97.103 Non-pressure chronic ulcer of unspecified thigh with necrosis of muscle CC HCC RxHCC CC/MCC Exc
    - L97.104 Non-pressure chronic ulcer of unspecified thigh with necrosis of bone CC HCC RxHCC CC/MCC Exc
    - L97.105 Non-pressure chronic ulcer of unspecified thigh with muscle involvement without evidence of necrosis CC HCC RxHCC CC/MCC Exc
    - L97.106 Non-pressure chronic ulcer of unspecified thigh with bone involvement without evidence of necrosis CC HCC RxHCC CC/MCC Exc
    - L97.108 Non-pressure chronic ulcer of unspecified thigh with other specified severity CC HCC RxHCC CC/MCC Exc
    - L97.109 Non-pressure chronic ulcer of unspecified thigh with unspecified severity CC HCC RxHCC CC/MCC Exc
  - L97.11 Non-pressure chronic ulcer of right thigh
    - L97.111 Non-pressure chronic ulcer of right thigh limited to breakdown of skin CC HCC RxHCC CC/MCC Exc
    - L97.112 Non-pressure chronic ulcer of right thigh with fat layer exposed CC HCC RxHCC CC/MCC Exc
    - L97.113 Non-pressure chronic ulcer of right thigh with necrosis of muscle CC HCC RxHCC CC/MCC Exc
    - L97.114 Non-pressure chronic ulcer of right thigh with necrosis of bone CC HCC RxHCC CC/MCC Exc
    - L97.115 Non-pressure chronic ulcer of right thigh with muscle involvement without evidence of necrosis CC HCC RxHCC CC/MCC Exc
    - L97.116 Non-pressure chronic ulcer of right thigh with bone involvement without evidence of necrosis CC HCC RxHCC CC/MCC Exc
    - L97.118 Non-pressure chronic ulcer of right thigh with other specified severity CC HCC RxHCC CC/MCC Exc
    - L97.119 Non-pressure chronic ulcer of right thigh with unspecified severity CC HCC RxHCC CC/MCC Exc
  - L97.12 Non-pressure chronic ulcer of left thigh
    - L97.121 Non-pressure chronic ulcer of left thigh limited to breakdown of skin CC HCC RxHCC CC/MCC Exc
    - L97.122 Non-pressure chronic ulcer of left thigh with fat layer exposed CC HCC RxHCC CC/MCC Exc
    - L97.123 Non-pressure chronic ulcer of left thigh with necrosis of muscle CC HCC RxHCC CC/MCC Exc
    - L97.124 Non-pressure chronic ulcer of left thigh with necrosis of bone CC HCC RxHCC CC/MCC Exc
    - L97.125 Non-pressure chronic ulcer of left thigh with muscle involvement without evidence of necrosis CC HCC RxHCC CC/MCC Exc
    - L97.126 Non-pressure chronic ulcer of left thigh with bone involvement without evidence of necrosis CC HCC RxHCC CC/MCC Exc
    - L97.128 Non-pressure chronic ulcer of left thigh with other specified severity CC HCC RxHCC CC/MCC Exc
    - L97.129 Non-pressure chronic ulcer of left thigh with unspecified severity CC HCC RxHCC CC/MCC Exc

5th L97.2 Non-pressure chronic ulcer of calf

*Non-pressure chronic ulcer of shin

6th L97.20 Non-pressure chronic ulcer of unspecified calf

- L97.201 Non-pressure chronic ulcer of unspecified calf limited to breakdown of skin CC HCC RxHCC CC/MCC Ex0
- L97.202 Non-pressure chronic ulcer of unspecified calf with fat layer exposed CC HCC RxHCC CC/MCC Ex0
- L97.203 Non-pressure chronic ulcer of unspecified calf with necrosis of muscle CC HCC RxHCC CC/MCC Ex0
- L97.204 Non-pressure chronic ulcer of unspecified calf with necrosis of bone CC HCC RxHCC CC/MCC Ex0
- L97.205 Non-pressure chronic ulcer of unspecified calf with muscle involvement without evidence of necrosis CC HCC RxHCC CC/MCC Ex0
- L97.206 Non-pressure chronic ulcer of unspecified calf with bone involvement without evidence of necrosis CC HCC RxHCC CC/MCC Ex0
- L97.208 Non-pressure chronic ulcer of unspecified calf with other specified severity CC HCC RxHCC CC/MCC Ex0
- L97.209 Non-pressure chronic ulcer of unspecified calf with unspecified severity CC HCC RxHCC CC/MCC Ex0

6th L97.21 Non-pressure chronic ulcer of right calf

- L97.211 Non-pressure chronic ulcer of right calf limited to breakdown of skin CC HCC RxHCC CC/MCC Ex0
- L97.212 Non-pressure chronic ulcer of right calf with fat layer exposed CC HCC RxHCC CC/MCC Ex0
- L97.213 Non-pressure chronic ulcer of right calf with necrosis of muscle CC HCC RxHCC CC/MCC Ex0
- L97.214 Non-pressure chronic ulcer of right calf with necrosis of bone CC HCC RxHCC CC/MCC Ex0
- L97.215 Non-pressure chronic ulcer of right calf with muscle involvement without evidence of necrosis CC HCC RxHCC CC/MCC Ex0
- L97.216 Non-pressure chronic ulcer of right calf with bone involvement without evidence of necrosis CC HCC RxHCC CC/MCC Ex0
- L97.218 Non-pressure chronic ulcer of right calf with other specified severity CC HCC RxHCC CC/MCC Ex0
- L97.219 Non-pressure chronic ulcer of right calf with unspecified severity CC HCC RxHCC CC/MCC Ex0

AHA: Q1 2024

6th L97.22 Non-pressure chronic ulcer of left calf

- L97.221 Non-pressure chronic ulcer of left calf limited to breakdown of skin CC HCC RxHCC CC/MCC Ex0
- L97.222 Non-pressure chronic ulcer of left calf with fat layer exposed CC HCC RxHCC CC/MCC Ex0
- L97.223 Non-pressure chronic ulcer of left calf with necrosis of muscle CC HCC RxHCC CC/MCC Ex0
- L97.224 Non-pressure chronic ulcer of left calf with necrosis of bone CC HCC RxHCC CC/MCC Ex0
- L97.225 Non-pressure chronic ulcer of left calf with muscle involvement without evidence of necrosis CC HCC RxHCC CC/MCC Ex0
- L97.226 Non-pressure chronic ulcer of left calf with bone involvement without evidence of necrosis CC HCC RxHCC CC/MCC Ex0
- L97.228 Non-pressure chronic ulcer of left calf with other specified severity CC HCC RxHCC CC/MCC Ex0
- L97.229 Non-pressure chronic ulcer of left calf with unspecified severity CC HCC RxHCC CC/MCC Ex0

- L97.3 Non-pressure chronic ulcer of ankle
  - L97.30 Non-pressure chronic ulcer of unspecified ankle
    - L97.301 Non-pressure chronic ulcer of unspecified ankle limited to breakdown of skin CC HCC RxHCC CC/MCC Exc
    - L97.302 Non-pressure chronic ulcer of unspecified ankle with fat layer exposed CC HCC RxHCC CC/MCC Exc
    - L97.303 Non-pressure chronic ulcer of unspecified ankle with necrosis of muscle CC HCC RxHCC CC/MCC Exc
    - L97.304 Non-pressure chronic ulcer of unspecified ankle with necrosis of bone CC HCC RxHCC CC/MCC Exc
    - L97.305 Non-pressure chronic ulcer of unspecified ankle with muscle involvement without evidence of necrosis CC HCC RxHCC CC/MCC Exc
    - L97.306 Non-pressure chronic ulcer of unspecified ankle with bone involvement without evidence of necrosis CC HCC RxHCC CC/MCC Exc
    - L97.308 Non-pressure chronic ulcer of unspecified ankle with other specified severity CC HCC RxHCC CC/MCC Exc
    - L97.309 Non-pressure chronic ulcer of unspecified ankle with unspecified severity CC HCC RxHCC CC/MCC Exc
  - L97.31 Non-pressure chronic ulcer of right ankle
    - L97.311 Non-pressure chronic ulcer of right ankle limited to breakdown of skin CC HCC RxHCC CC/MCC Exc
    - L97.312 Non-pressure chronic ulcer of right ankle with fat layer exposed CC HCC RxHCC CC/MCC Exc
    - L97.313 Non-pressure chronic ulcer of right ankle with necrosis of muscle CC HCC RxHCC CC/MCC Exc
    - L97.314 Non-pressure chronic ulcer of right ankle with necrosis of bone CC HCC RxHCC CC/MCC Exc
    - L97.315 Non-pressure chronic ulcer of right ankle with muscle involvement without evidence of necrosis CC HCC RxHCC CC/MCC Exc
    - L97.316 Non-pressure chronic ulcer of right ankle with bone involvement without evidence of necrosis CC HCC RxHCC CC/MCC Exc
    - L97.318 Non-pressure chronic ulcer of right ankle with other specified severity CC HCC RxHCC CC/MCC Exc
    - L97.319 Non-pressure chronic ulcer of right ankle with unspecified severity CC HCC RxHCC CC/MCC Exc
  - L97.32 Non-pressure chronic ulcer of left ankle
    - L97.321 Non-pressure chronic ulcer of left ankle limited to breakdown of skin CC HCC RxHCC CC/MCC Exc
    - L97.322 Non-pressure chronic ulcer of left ankle with fat layer exposed CC HCC RxHCC CC/MCC Exc
      AHA: Q1 2021
    - L97.323 Non-pressure chronic ulcer of left ankle with necrosis of muscle CC HCC RxHCC CC/MCC Exc
    - L97.324 Non-pressure chronic ulcer of left ankle with necrosis of bone CC HCC RxHCC CC/MCC Exc
    - L97.325 Non-pressure chronic ulcer of left ankle with muscle involvement without evidence of necrosis CC HCC RxHCC CC/MCC Exc
    - L97.326 Non-pressure chronic ulcer of left ankle with bone involvement without evidence of necrosis CC HCC RxHCC CC/MCC Exc
    - L97.328 Non-pressure chronic ulcer of left ankle with other specified severity CC HCC RxHCC CC/MCC Exc
    - L97.329 Non-pressure chronic ulcer of left ankle with unspecified severity CC HCC RxHCC CC/MCC Exc

5th L97.4 Non-pressure chronic ulcer of heel and midfoot

Non-pressure chronic ulcer of plantar surface of midfoot

6th L97.40 Non-pressure chronic ulcer of unspecified heel and midfoot

- L97.401 Non-pressure chronic ulcer of unspecified heel and midfoot limited to breakdown of skin CC HCC RxHCC CC/MCC Exc
- L97.402 Non-pressure chronic ulcer of unspecified heel and midfoot with fat layer exposed CC HCC RxHCC CC/MCC Exc
- L97.403 Non-pressure chronic ulcer of unspecified heel and midfoot with necrosis of muscle CC HCC RxHCC CC/MCC Exc
- L97.404 Non-pressure chronic ulcer of unspecified heel and midfoot with necrosis of bone CC HCC RxHCC CC/MCC Exc
- L97.405 Non-pressure chronic ulcer of unspecified heel and midfoot with muscle involvement without evidence of necrosis CC HCC RxHCC CC/MCC Exc
- L97.406 Non-pressure chronic ulcer of unspecified heel and midfoot with bone involvement without evidence of necrosis CC HCC RxHCC CC/MCC Exc
- L97.408 Non-pressure chronic ulcer of unspecified heel and midfoot with other specified severity CC HCC RxHCC CC/MCC Exc
- L97.409 Non-pressure chronic ulcer of unspecified heel and midfoot with unspecified severity CC HCC RxHCC CC/MCC Exc

6th L97.41 Non-pressure chronic ulcer of right heel and midfoot

- L97.411 Non-pressure chronic ulcer of right heel and midfoot limited to breakdown of skin CC HCC RxHCC CC/MCC Exc
- L97.412 Non-pressure chronic ulcer of right heel and midfoot with fat layer exposed CC HCC RxHCC CC/MCC Exc

  AHA: Q2 2020
- L97.413 Non-pressure chronic ulcer of right heel and midfoot with necrosis of muscle CC HCC RxHCC CC/MCC Exc
- L97.414 Non-pressure chronic ulcer of right heel and midfoot with necrosis of bone CC HCC RxHCC CC/MCC Exc
- L97.415 Non-pressure chronic ulcer of right heel and midfoot with muscle involvement without evidence of necrosis CC HCC RxHCC CC/MCC Exc
- L97.416 Non-pressure chronic ulcer of right heel and midfoot with bone involvement without evidence of necrosis CC HCC RxHCC CC/MCC Exc
- L97.418 Non-pressure chronic ulcer of right heel and midfoot with other specified severity CC HCC RxHCC CC/MCC Exc
- L97.419 Non-pressure chronic ulcer of right heel and midfoot with unspecified severity CC HCC RxHCC CC/MCC Exc

6th L97.42 Non-pressure chronic ulcer of left heel and midfoot

- L97.421 Non-pressure chronic ulcer of left heel and midfoot limited to breakdown of skin CC HCC RxHCC CC/MCC Exc

  AHA: Q1 2016
- L97.422 Non-pressure chronic ulcer of left heel and midfoot with fat layer exposed CC HCC RxHCC CC/MCC Exc
- L97.423 Non-pressure chronic ulcer of left heel and midfoot with necrosis of muscle CC HCC RxHCC CC/MCC Exc
- L97.424 Non-pressure chronic ulcer of left heel and midfoot with necrosis of bone CC HCC RxHCC CC/MCC Exc
- L97.425 Non-pressure chronic ulcer of left heel and midfoot with muscle involvement without evidence of necrosis CC HCC RxHCC CC/MCC Exc
- L97.426 Non-pressure chronic ulcer of left heel and midfoot with bone involvement without evidence of necrosis CC HCC RxHCC CC/MCC Exc
- L97.428 Non-pressure chronic ulcer of left heel and midfoot with other specified severity CC HCC RxHCC CC/MCC Exc
- L97.429 Non-pressure chronic ulcer of left heel and midfoot with unspecified severity CC HCC RxHCC CC/MCC Exc

5th L97.5 Non-pressure chronic ulcer of other part of foot

Non-pressure chronic ulcer of toe

6th L97.50 Non-pressure chronic ulcer of other part of unspecified foot

- L97.501 Non-pressure chronic ulcer of other part of unspecified foot limited to breakdown of skin HCC RxHCC CC/MCC Exc
- L97.502 Non-pressure chronic ulcer of other part of unspecified foot with fat layer exposed HCC RxHCC CC/MCC Exc
- L97.503 Non-pressure chronic ulcer of other part of unspecified foot with necrosis of muscle HCC RxHCC CC/MCC Exc
- L97.504 Non-pressure chronic ulcer of other part of unspecified foot with necrosis of bone HCC RxHCC CC/MCC Exc
- L97.505 Non-pressure chronic ulcer of other part of unspecified foot with muscle involvement without evidence of necrosis CC HCC RxHCC CC/MCC Exc
- L97.506 Non-pressure chronic ulcer of other part of unspecified foot with bone involvement without evidence of necrosis CC HCC RxHCC CC/MCC Exc
- L97.508 Non-pressure chronic ulcer of other part of unspecified foot with other specified severity CC HCC RxHCC CC/MCC Exc
- L97.509 Non-pressure chronic ulcer of other part of unspecified foot with unspecified severity HCC RxHCC CC/MCC Exc

6th L97.51 Non-pressure chronic ulcer of other part of right foot

- L97.511 Non-pressure chronic ulcer of other part of right foot limited to breakdown of skin HCC RxHCC CC/MCC Exc

  AHA: Q1 2020
- L97.512 Non-pressure chronic ulcer of other part of right foot with fat layer exposed HCC RxHCC CC/MCC Exc

  AHA: Q2 2020
- L97.513 Non-pressure chronic ulcer of other part of right foot with necrosis of muscle HCC RxHCC CC/MCC Exc
- L97.514 Non-pressure chronic ulcer of other part of right foot with necrosis of bone HCC RxHCC CC/MCC Exc
- L97.515 Non-pressure chronic ulcer of other part of right foot with muscle involvement without evidence of necrosis CC HCC RxHCC CC/MCC Exc
- L97.516 Non-pressure chronic ulcer of other part of right foot with bone involvement without evidence of necrosis CC HCC RxHCC CC/MCC Exc
- L97.518 Non-pressure chronic ulcer of other part of right foot with other specified severity CC HCC RxHCC CC/MCC Exc
- L97.519 Non-pressure chronic ulcer of other part of right foot with unspecified severity HCC RxHCC CC/MCC Exc

6th L97.52 Non-pressure chronic ulcer of other part of left foot

- L97.521 Non-pressure chronic ulcer of other part of left foot limited to breakdown of skin HCC RxHCC CC/MCC Exc
- L97.522 Non-pressure chronic ulcer of other part of left foot with fat layer exposed HCC RxHCC CC/MCC Exc
- L97.523 Non-pressure chronic ulcer of other part of left foot with necrosis of muscle HCC RxHCC CC/MCC Exc
- L97.524 Non-pressure chronic ulcer of other part of left foot with necrosis of bone HCC RxHCC CC/MCC Exc
- L97.525 Non-pressure chronic ulcer of other part of left foot with muscle involvement without evidence of necrosis CC HCC RxHCC CC/MCC Exc
- L97.526 Non-pressure chronic ulcer of other part of left foot with bone involvement without evidence of necrosis CC HCC RxHCC CC/MCC Exc
- L97.528 Non-pressure chronic ulcer of other part of left foot with other specified severity CC HCC RxHCC CC/MCC Exc
- L97.529 Non-pressure chronic ulcer of other part of left foot with unspecified severity HCC RxHCC CC/MCC Exc

- L97.8 Non-pressure chronic ulcer of other part of lower leg
  - L97.80 Non-pressure chronic ulcer of other part of unspecified lower leg
    - L97.801 Non-pressure chronic ulcer of other part of unspecified lower leg limited to breakdown of skin CC HCC RxHCC CC/MCC Exc
    - L97.802 Non-pressure chronic ulcer of other part of unspecified lower leg with fat layer exposed CC HCC RxHCC CC/MCC Exc
    - L97.803 Non-pressure chronic ulcer of other part of unspecified lower leg with necrosis of muscle CC HCC RxHCC CC/MCC Exc
    - L97.804 Non-pressure chronic ulcer of other part of unspecified lower leg with necrosis of bone CC HCC RxHCC CC/MCC Exc
    - L97.805 Non-pressure chronic ulcer of other part of unspecified lower leg with muscle involvement without evidence of necrosis CC HCC RxHCC CC/MCC Exc
    - L97.806 Non-pressure chronic ulcer of other part of unspecified lower leg with bone involvement without evidence of necrosis CC HCC RxHCC CC/MCC Exc
    - L97.808 Non-pressure chronic ulcer of other part of unspecified lower leg with other specified severity CC HCC RxHCC CC/MCC Exc
    - L97.809 Non-pressure chronic ulcer of other part of unspecified lower leg with unspecified severity CC HCC RxHCC CC/MCC Exc
  - L97.81 Non-pressure chronic ulcer of other part of right lower leg
    - L97.811 Non-pressure chronic ulcer of other part of right lower leg limited to breakdown of skin CC HCC RxHCC CC/MCC Exc
    - L97.812 Non-pressure chronic ulcer of other part of right lower leg with fat layer exposed CC HCC RxHCC CC/MCC Exc
    - L97.813 Non-pressure chronic ulcer of other part of right lower leg with necrosis of muscle CC HCC RxHCC CC/MCC Exc
    - L97.814 Non-pressure chronic ulcer of other part of right lower leg with necrosis of bone CC HCC RxHCC CC/MCC Exc
    - L97.815 Non-pressure chronic ulcer of other part of right lower leg with muscle involvement without evidence of necrosis CC HCC RxHCC CC/MCC Exc
    - L97.816 Non-pressure chronic ulcer of other part of right lower leg with bone involvement without evidence of necrosis CC HCC RxHCC CC/MCC Exc
    - L97.818 Non-pressure chronic ulcer of other part of right lower leg with other specified severity CC HCC RxHCC CC/MCC Exc
    - L97.819 Non-pressure chronic ulcer of other part of right lower leg with unspecified severity CC HCC RxHCC CC/MCC Exc
  - L97.82 Non-pressure chronic ulcer of other part of left lower leg
    - L97.821 Non-pressure chronic ulcer of other part of left lower leg limited to breakdown of skin CC HCC RxHCC CC/MCC Exc
    - L97.822 Non-pressure chronic ulcer of other part of left lower leg with fat layer exposed CC HCC RxHCC CC/MCC Exc
    - L97.823 Non-pressure chronic ulcer of other part of left lower leg with necrosis of muscle CC HCC RxHCC CC/MCC Exc
    - L97.824 Non-pressure chronic ulcer of other part of left lower leg with necrosis of bone CC HCC RxHCC CC/MCC Exc
    - L97.825 Non-pressure chronic ulcer of other part of left lower leg with muscle involvement without evidence of necrosis CC HCC RxHCC CC/MCC Exc
    - L97.826 Non-pressure chronic ulcer of other part of left lower leg with bone involvement without evidence of necrosis CC HCC RxHCC CC/MCC Exc
    - L97.828 Non-pressure chronic ulcer of other part of left lower leg with other specified severity CC HCC RxHCC CC/MCC Exc
    - L97.829 Non-pressure chronic ulcer of other part of left lower leg with unspecified severity CC HCC RxHCC CC/MCC Exc

5th L97.9 Non-pressure chronic ulcer of unspecified part of lower leg

6th L97.90 Non-pressure chronic ulcer of unspecified part of unspecified lower leg

- L97.901 Non-pressure chronic ulcer of unspecified part of unspecified lower leg limited to breakdown of skin CC HCC RxHCC CC/MCC Ex0
- L97.902 Non-pressure chronic ulcer of unspecified part of unspecified lower leg with fat layer exposed CC HCC RxHCC CC/MCC Ex0
- L97.903 Non-pressure chronic ulcer of unspecified part of unspecified lower leg with necrosis of muscle CC HCC RxHCC CC/MCC Ex0
- L97.904 Non-pressure chronic ulcer of unspecified part of unspecified lower leg with necrosis of bone CC HCC RxHCC CC/MCC Ex0
- L97.905 Non-pressure chronic ulcer of unspecified part of unspecified lower leg with muscle involvement without evidence of necrosis CC HCC RxHCC CC/MCC Ex0
- L97.906 Non-pressure chronic ulcer of unspecified part of unspecified lower leg with bone involvement without evidence of necrosis CC HCC RxHCC CC/MCC Ex0
- L97.908 Non-pressure chronic ulcer of unspecified part of unspecified lower leg with other specified severity CC HCC RxHCC CC/MCC Ex0
- L97.909 Non-pressure chronic ulcer of unspecified part of unspecified lower leg with unspecified severity CC HCC RxHCC CC/MCC Ex0

6th L97.91 Non-pressure chronic ulcer of unspecified part of right lower leg

- L97.911 Non-pressure chronic ulcer of unspecified part of right lower leg limited to breakdown of skin CC HCC RxHCC CC/MCC Ex0
- L97.912 Non-pressure chronic ulcer of unspecified part of right lower leg with fat layer exposed CC HCC RxHCC CC/MCC Ex0
- L97.913 Non-pressure chronic ulcer of unspecified part of right lower leg with necrosis of muscle CC HCC RxHCC CC/MCC Ex0
- L97.914 Non-pressure chronic ulcer of unspecified part of right lower leg with necrosis of bone CC HCC RxHCC CC/MCC Ex0
- L97.915 Non-pressure chronic ulcer of unspecified part of right lower leg with muscle involvement without evidence of necrosis CC HCC RxHCC CC/MCC Ex0
- L97.916 Non-pressure chronic ulcer of unspecified part of right lower leg with bone involvement without evidence of necrosis CC HCC RxHCC CC/MCC Ex0
- L97.918 Non-pressure chronic ulcer of unspecified part of right lower leg with other specified severity CC HCC RxHCC CC/MCC Ex0
- L97.919 Non-pressure chronic ulcer of unspecified part of right lower leg with unspecified severity CC HCC RxHCC CC/MCC Ex0

6th L97.92 Non-pressure chronic ulcer of unspecified part of left lower leg

- L97.921 Non-pressure chronic ulcer of unspecified part of left lower leg limited to breakdown of skin CC HCC RxHCC CC/MCC Ex0
- L97.922 Non-pressure chronic ulcer of unspecified part of left lower leg with fat layer exposed CC HCC RxHCC CC/MCC Ex0
- L97.923 Non-pressure chronic ulcer of unspecified part of left lower leg with necrosis of muscle CC HCC RxHCC CC/MCC Ex0
- L97.924 Non-pressure chronic ulcer of unspecified part of left lower leg with necrosis of bone CC HCC RxHCC CC/MCC Ex0
- L97.925 Non-pressure chronic ulcer of unspecified part of left lower leg with muscle involvement without evidence of necrosis CC HCC RxHCC CC/MCC Ex0
- L97.926 Non-pressure chronic ulcer of unspecified part of left lower leg with bone involvement without evidence of necrosis CC HCC RxHCC CC/MCC Ex0
- L97.928 Non-pressure chronic ulcer of unspecified part of left lower leg with other specified severity CC HCC RxHCC CC/MCC Ex0
- L97.929 Non-pressure chronic ulcer of unspecified part of left lower leg with unspecified severity CC HCC RxHCC CC/MCC Ex0

AHA: Q1 2025

4th L98 **Other disorders of skin and subcutaneous tissue, not elsewhere classified**

L98.0 Pyogenic granuloma CC/MCC Exc

EXCLUDES *pyogenic granuloma of gingiva (K06.8)*
pyogenic granuloma of maxillary alveolar ridge (K04.5)
pyogenic granuloma of oral mucosa (K13.4)

L98.1 Factitial dermatitis

AHA: Q4 2016

Neurotic excoriation

EXCLUDES1 *Excoriation (skin-picking) disorder (F42.4)*

L98.2 Febrile neutrophilic dermatosis [Sweet] CC/MCC Exc

L98.3 Eosinophilic cellulitis [Wells] CC CC/MCC Exc

5th **L98.4 Non-pressure chronic ulcer of skin, not elsewhere classified**

Chronic ulcer of skin NOS
Tropical ulcer NOS
Ulcer of skin NOS

EXCLUDES *pressure ulcer (pressure area) (L89.-)*
gangrene (I96)
skin infections (L00-L08)
specific infections classified to A00-B99
ulcer of lower limb NEC (L97.-)
varicose ulcer (I83.0-I83.93)

8th **L98.41 Non-pressure chronic ulcer of buttock**

L98.411 Non-pressure chronic ulcer of buttock limited to breakdown of skin HCC RxHCC CC/MCC Exc
L98.412 Non-pressure chronic ulcer of buttock with fat layer exposed HCC RxHCC CC/MCC Exc
L98.413 Non-pressure chronic ulcer of buttock with necrosis of muscle HCC RxHCC CC/MCC Exc
L98.414 Non-pressure chronic ulcer of buttock with necrosis of bone HCC RxHCC CC/MCC Exc
L98.415 Non-pressure chronic ulcer of buttock with muscle involvement without evidence of necrosis CC HCC RxHCC CC/MCC Exc
L98.416 Non-pressure chronic ulcer of buttock with bone involvement without evidence of necrosis CC HCC RxHCC CC/MCC Exc
L98.418 Non-pressure chronic ulcer of buttock with other specified severity CC HCC RxHCC CC/MCC Exc
L98.419 Non-pressure chronic ulcer of buttock with unspecified severity HCC RxHCC CC/MCC Exc

- L98.42 Non-pressure chronic ulcer of back
  - L98.421 Non-pressure chronic ulcer of back limited to breakdown of skin HCC RxHCC CC/MCC Exp
  - L98.422 Non-pressure chronic ulcer of back with fat layer exposed HCC RxHCC CC/MCC Exp
  - L98.423 Non-pressure chronic ulcer of back with necrosis of muscle HCC RxHCC CC/MCC Exp
  - L98.424 Non-pressure chronic ulcer of back with necrosis of bone HCC RxHCC CC/MCC Exp
  - L98.425 Non-pressure chronic ulcer of back with muscle involvement without evidence of necrosis CC HCC RxHCC CC/MCC Exp
  - L98.426 Non-pressure chronic ulcer of back with bone involvement without evidence of necrosis CC HCC RxHCC CC/MCC Exp
  - L98.428 Non-pressure chronic ulcer of back with other specified severity CC HCC RxHCC CC/MCC Exp
  - L98.429 Non-pressure chronic ulcer of back with unspecified severity HCC RxHCC CC/MCC Exp
- L98.43 Non-pressure chronic ulcer of abdomen
  - L98.431 Non-pressure chronic ulcer of abdomen limited to breakdown of skin CC/MCC Exp
  - L98.432 Non-pressure chronic ulcer of abdomen with fat layer exposed CC/MCC Exp
  - L98.433 Non-pressure chronic ulcer of abdomen with necrosis of muscle CC CC/MCC Exp
  - L98.434 Non-pressure chronic ulcer of abdomen with necrosis of bone CC CC/MCC Exp
  - L98.435 Non-pressure chronic ulcer of abdomen with muscle involvement without evidence of necrosis CC CC/MCC Exp
  - L98.436 Non-pressure chronic ulcer of abdomen with bone involvement without evidence of necrosis CC CC/MCC Exp
  - L98.438 Non-pressure chronic ulcer of abdomen with other specified severity CC CC/MCC Exp
  - L98.439 Non-pressure chronic ulcer of abdomen with unspecified severity CC/MCC Exp
- L98.44 Non-pressure chronic ulcer of chest
  - L98.441 Non-pressure chronic ulcer of chest limited to breakdown of skin CC/MCC Exp
  - L98.442 Non-pressure chronic ulcer of chest with fat layer exposed CC/MCC Exp
  - L98.443 Non-pressure chronic ulcer of chest with necrosis of muscle CC CC/MCC Exp
  - L98.444 Non-pressure chronic ulcer of chest with necrosis of bone CC CC/MCC Exp
  - L98.445 Non-pressure chronic ulcer of chest with muscle involvement without evidence of necrosis CC CC/MCC Exp
  - L98.446 Non-pressure chronic ulcer of chest with bone involvement without evidence of necrosis CC CC/MCC Exp
  - L98.448 Non-pressure chronic ulcer of chest with other specified severity CC CC/MCC Exp
  - L98.449 Non-pressure chronic ulcer of chest with unspecified severity CC/MCC Exp

- L98.45 Non-pressure chronic ulcer of neck
  - L98.451 Non-pressure chronic ulcer of neck limited to breakdown of skin CC/MCC Exc
  - L98.452 Non-pressure chronic ulcer of neck with fat layer exposed CC/MCC Exc
  - L98.453 Non-pressure chronic ulcer of neck with necrosis of muscle CC CC/MCC Exc
  - L98.454 Non-pressure chronic ulcer of neck with necrosis of bone CC CC/MCC Exc
  - L98.455 Non-pressure chronic ulcer of neck with muscle involvement without evidence of necrosis CC CC/MCC Exc
  - L98.456 Non-pressure chronic ulcer of neck with bone involvement without evidence of necrosis CC CC/MCC Exc
  - L98.458 Non-pressure chronic ulcer of neck with other specified severity CC CC/MCC Exc
  - L98.459 Non-pressure chronic ulcer of neck with unspecified severity CC/MCC Exc
- L98.46 Non-pressure chronic ulcer of face
  - L98.461 Non-pressure chronic ulcer of face limited to breakdown of skin CC/MCC Exc
  - L98.462 Non-pressure chronic ulcer of face with fat layer exposed CC/MCC Exc
  - L98.463 Non-pressure chronic ulcer of face with necrosis of muscle CC CC/MCC Exc
  - L98.464 Non-pressure chronic ulcer of face with necrosis of bone CC CC/MCC Exc
  - L98.465 Non-pressure chronic ulcer of face with muscle involvement without evidence of necrosis CC CC/MCC Exc
  - L98.466 Non-pressure chronic ulcer of face with bone involvement without evidence of necrosis CC CC/MCC Exc
  - L98.468 Non-pressure chronic ulcer of face with other specified severity CC CC/MCC Exc
  - L98.469 Non-pressure chronic ulcer of face with unspecified severity CC/MCC Exc
- L98.47 Non-pressure chronic ulcer of groin
  - L98.471 Non-pressure chronic ulcer of groin limited to breakdown of skin CC/MCC Exc
  - L98.472 Non-pressure chronic ulcer of groin with fat layer exposed CC/MCC Exc
  - L98.473 Non-pressure chronic ulcer of groin with necrosis of muscle CC CC/MCC Exc
  - L98.474 Non-pressure chronic ulcer of groin with necrosis of bone CC CC/MCC Exc
  - L98.475 Non-pressure chronic ulcer of groin with muscle involvement without evidence of necrosis CC CC/MCC Exc
  - L98.476 Non-pressure chronic ulcer of groin with bone involvement without evidence of necrosis CC CC/MCC Exc
  - L98.478 Non-pressure chronic ulcer of groin with other specified severity CC CC/MCC Exc
  - L98.479 Non-pressure chronic ulcer of groin with unspecified severity CC/MCC Exc

L98.49 **Non-pressure chronic ulcer of skin of other sites**

Non-pressure chronic ulcer of skin NOS

L98.491 **Non-pressure chronic ulcer of skin of other sites limited to breakdown of skin** HCC RxHCC CC/MCC Ex6

L98.492 **Non-pressure chronic ulcer of skin of other sites with fat layer exposed** HCC RxHCC CC/MCC Ex6

L98.493 **Non-pressure chronic ulcer of skin of other sites with necrosis of muscle** HCC RxHCC CC/MCC Ex6

L98.494 **Non-pressure chronic ulcer of skin of other sites with necrosis of bone** HCC RxHCC CC/MCC Ex6

L98.495 **Non-pressure chronic ulcer of skin of other sites with muscle involvement without evidence of necrosis** CC HCC RxHCC CC/MCC Ex6

L98.496 **Non-pressure chronic ulcer of skin of other sites with bone involvement without evidence of necrosis** CC HCC RxHCC CC/MCC Ex6

L98.498 **Non-pressure chronic ulcer of skin of other sites with other specified severity** CC HCC RxHCC CC/MCC Ex6

L98.499 **Non-pressure chronic ulcer of skin of other sites with unspecified severity** HCC RxHCC CC/MCC Ex6

● L98.A **Non-pressure chronic ulcer of upper limb, not elsewhere classified**

*Chronic ulcer of upper limb NOS

*Non-healing ulcer of upper limb

*Ulcer of upper limb NEC

EXCLUDES *gangrene (I96)*

pressure ulcer (pressure area) (L89.-)

skin infections (L00-L08)

specific infections classified to A00-B99

ulcer of lower limb NEC (L97.-)

varicose ulcer (I83.0-I83.93)

The appropriate 7th character is to be added to each code from subcategory L98.A*

1 = limited to breakdown of skin

2 = with fat layer exposed

3 = with necrosis of muscle

4 = with necrosis of bone

5 = with muscle involvement without evidence of necrosis

6 = with bone involvement without evidence of necrosis

8 = with other specified severity

9 = with unspecified severity

- L98.A1 **Non-pressure chronic ulcer of upper arm**
  - *Non-pressure chronic ulcer of axilla
  - L98.A11 **Non-pressure chronic ulcer of right upper arm** CC CC/MCC Ex0
  - L98.A12 **Non-pressure chronic ulcer of left upper arm** CC CC/MCC Ex0
  - L98.A19 **Non-pressure chronic ulcer of unspecified upper arm** CC CC/MCC Ex0
- L98.A2 **Non-pressure chronic ulcer of forearm**
  - L98.A21 **Non-pressure chronic ulcer of right forearm** CC CC/MCC Ex0
  - L98.A22 **Non-pressure chronic ulcer of left forearm** CC CC/MCC Ex0
  - L98.A29 **Non-pressure chronic ulcer of unspecified forearm** CC CC/MCC Ex0
- L98.A3 **Non-pressure chronic ulcer of hand**
  - L98.A31 **Non-pressure chronic ulcer of right hand** CC CC/MCC Ex0
  - L98.A32 **Non-pressure chronic ulcer of left hand** CC CC/MCC Ex0
  - L98.A39 **Non-pressure chronic ulcer of unspecified hand** CC CC/MCC Ex0

L98.5 **Mucinosis of the skin**

Focal mucinosis

Lichen myxedematosus

Reticular erythematous mucinosis

EXCLUDES1 *focal oral mucinosis (K13.79)*

myxedema (E03.9)

L98.6 **Other infiltrative disorders of the skin and subcutaneous tissue**

EXCLUDES1 *hyalinosis cutis et mucosae (E78.89)*

L98.7 **Excessive and redundant skin and subcutaneous tissue** CC/MCC Ex0

AHA: Q3 2022, Q4 2016

Loose or sagging skin following bariatric surgery weight loss

Loose or sagging skin following dietary weight loss

Loose or sagging skin, NOS

EXCLUDES2 *acquired excess or redundant skin of eyelid (H02.3-)*

congenital excess or redundant skin of eyelid (Q10.3)

skin changes due to chronic exposure to nonionizing radiation (L57.-)

L98.8 **Other specified disorders of the skin and subcutaneous tissue** CC/MCC Ex0

L98.9 **Disorder of the skin and subcutaneous tissue, unspecified**

L99 **Other disorders of skin and subcutaneous tissue in diseases classified elsewhere**

AHA: Q1 2021, Q4 2021, Q4 2019, Q4 2016

Code first underlying disease, such as:
amyloidosis (E85.-)

Excludes1 *skin disorders in diabetes (E08-E13 with .62-)*
skin disorders in gonorrhea (A54.89)
skin disorders in syphilis (A51.31, A52.79)

*CMS does not include 7th character options for codes in subcategory L98.A. The publisher added 7th character options for the benefit of the reader.

Chapter 13: Diseases of the Musculoskeletal System and Connective Tissue (M00-M99)

Chapter-Specific Coding Guidelines

I.C.13. Chapter 13:Diseases of the Musculoskeletal System and Connective Tissue (M00-M99)

a. Site and laterality

Most of the codes within Chapter 13 have site and laterality designations. The site represents the bone, joint or the muscle involved.

1) Bone versus joint

For certain conditions, the bone may be affected at the upper or lower end, (e.g., avascular necrosis of bone, M87, Osteoporosis, M80, M81). Though the portion of the bone affected may be at the joint, the site designation will be the bone, not the joint.

2) *Multiple sites*

Codes describing specified sites are assigned individually by site when documented. When the specified site(s) are not documented, assign the appropriate code for "multiple sites."

b. Acute traumatic versus chronic or recurrent musculoskeletal conditions

Many musculoskeletal conditions are a result of previous injury or trauma to a site, or are recurrent conditions. Bone, joint or muscle conditions that are the result of a healed injury are usually found in chapter 13. Recurrent bone, joint or muscle conditions are also usually found in chapter 13. Any current, acute injury should be coded to the appropriate injury code from chapter 19. Chronic or recurrent conditions should generally be coded with a code from chapter 13. If it is difficult to determine from the documentation in the record which code is best to describe a condition, query the provider.

c. Coding of Pathologic Fractures

7th character A is for use as long as the patient is receiving active treatment for the fracture. While the patient may be seen by a new or different provider over the course of treatment for a pathological fracture, assignment of the 7th character is based on whether the patient is undergoing active treatment and not whether the provider is seeing the patient for the first time.

7th character D is to be used for encounters after the patient has completed active treatment for the fracture and is receiving routine care for the fracture during the healing or recovery phase. The other 7th characters, listed under each subcategory in the Tabular List, are to be used for subsequent encounters for treatment of problems associated with the healing, such as malunions, nonunions, and sequelae.

Care for complications of surgical treatment for fracture repairs during the healing or recovery phase should be coded with the appropriate complication codes.

See Section I.C.19. Coding of traumatic fractures.

d. Osteoporosis

Osteoporosis is a systemic condition, meaning that all bones of the musculoskeletal system are affected. Therefore, site is not a component of the codes under category M81, Osteoporosis without current pathological fracture. The site codes under category M80, Osteoporosis with current pathological fracture, identify the site of the fracture, not the osteoporosis.

1) Osteoporosis without pathological fracture

Category M81, Osteoporosis without current pathological fracture, is for use for patients with osteoporosis who do not currently have a pathologic fracture due to the osteoporosis, even if they have had a fracture in the past. For patients with a history of osteoporosis fractures, status code Z87.310, Personal history of (healed) osteoporosis fracture, should follow the code from M81.

2) Osteoporosis with current pathological fracture

Category M80, Osteoporosis with current pathological fracture, is for patients who have a current pathologic fracture at the time of an encounter. The codes under M80 identify the site of the fracture. A code from category M80, not a traumatic fracture code, should be used for any patient with known osteoporosis who suffers a fracture, even if the patient had a minor fall or trauma, if that fall or trauma would not usually break a normal, healthy bone.

e. Multisystem Inflammatory Syndrome

See Section I.C.1.g.1.l. for Multisystem Inflammatory Syndrome

Anatomy of the Musculoskeletal System

Introduction

Osteology (Osteo: bone; logy: study) is the branch of anatomy that deals with the detailed analysis of structure, function and diseases of the skeletal elements. It constitutes the bony framework of the body. The human bony skeleton is composed of the below mentioned components (and is derived from the mesoderm, which is the primary germ cell layer).

Skeletal Region	Body Structure	Quantity of bones
Axial Skeleton (the trunk)	Skull	22
	Hyoid Bone	1
	Ribs & Sternum	25
	Vertebral Column	26
Appendicular Skeleton (the limbs)	Upper Extremities	64
	Lower Extremities	62
Auditory Ossicles		6

1. Structure of a Normal Human Bone

Bone is comprised of a rigid structure, which is based on dense connective tissue. A normal human bone is made up of the following essential macro and micro elements:

a) Periosteum
b) Medullary Membrane
c) Marrow
d) Blood Vessels and Nerves of Bone
e) Haversian Canals (Canals of Havers)
f) Lamellae
g) Lacunae
h) Canaliculi
i) Perichondrium
j) Osteoblasts
k) Osteoclasts
l) Medullary spaces
m) Epiphysis
n) Diaphysis
o) Metaphysis

2. The Vertebral Column

The vertebral column is composed of a continuous series of compact bones that articulate with each other via intervertebral discs, and are called vertebrae. The structure forms the dorsal aspect of the trunk. The vertebral column is also called spine. The spinal cord traverses through the spinal canal of the vertebral column. The individual vertebrae remain connected together by intervertebral discs. The cervical, thoracic, and lumbar vertebrae are termed true vertebrae. However, sacral and coccygeal ones are false vertebrae. The concept behind considering them as true or false is based on mobility of the individual vertebrae through intervertebral discs. Cervical, thoracic and lumbar vertebrae are moveable to some extent and therefore termed as true vertebral bodies. In contrast, the sacral-coccygeal section is rather fixed and thus not categorized as true vertebrae. Each vertebral segment is associated with a portion of spinal cord, which travels the entire vertebral column, and each spinal cord segment has specific physiology and functions. The vertebral bodies communicate with each other through the pads of elastic fibro-cartilage. These flexible pads constitute the intervertebral discs, which help in the movement of vertebral bodies and provide protection from trauma or shocks. However, the length of the adult vertebral column ranges from 60-70 cm. The entire vertebral column is based on a total of 33 vertebrae that are categorized in accordance with the occupied region.

a) **Cervical Vertebrae**
These are small and delicate bones, which are marked by the existence of a foramen in every transverse process. The cervical region is based on the seven cervical bones (C1-C7). However, the first cervical vertebra is known as Atlas and the second one is Axis.

b) **Thoracic Vertebrae**
Thoracic vertebrae are 12 in quantity (T1–T12), and communicate with the head (tubercles) of ribs in the thoracic region through articular facets of the transverse processes. Their body structure is similar to the shape of the heart, with nearly circular vertebral foramina.

c) **Lumbar Vertebrae**
These are five vertebrae (L1-L5), with kidney shaped bodies. Lumbar vertebrae are in fact the most toughest and robust in configuration. These are enlarged in size and marked by the absence of a transverse process foramen and vertebral facets. They are true vertebrae, thereby allowing flexion and extension movements via flexible intervertebral discs. Their broad lamellae, large bodies, long transverse processes, and strong pedicles make them suitable to support additional body weight as compared to other similar vertebrae.

d) **Sacral Vertebrae**
These are five vertebral bodies (S1-S5), which constitute a portion of the pelvic cavity. Sacral vertebral bodies consist of five separate segments that get fused together at maturity. As a matter of fact, these vertebrae lack intervertebral discs, which restrict their mobility and put them into the category of false vertebrae.

e) **Coccygeal Vertebrae**
The four coccygeal vertebrae constitute the human vestigial tail bone, in which vertebral bodies are fused together without the existence of any intervertebral disc. Movement of the individual vertebral bodies is restricted due to their interfusion. Hence, these are considered as false vertebrae. The number of bones in the coccygeal region may rarely vary between three to five vertebrae, in few individuals.

3. Thorax

The part of the trunk situated between the neck and abdomen constitutes the thorax. The thoracic cavity is bounded by ribs, sternum, costal cartilages, and the thoracic vertebrae. The thorax is also known as the chest region. The osseocartilaginous cage of the thorax covers and protects the prime organs of circulation and respiration. Furthermore, this osseocartilaginous cage is composed mainly of the ribcage, shoulder girdle, and spine.

The 12 thoracic vertebrae and certain component of the ribs constitute the posterior (back) wall of the thoracic cavity. However, the anterior (front) region is composed of sternum and the costal cartilages. The entire human chest (thorax) region contains multiple organs, muscles, bones, vasculature, internal and external structures. These contents include heart, lungs, thymus, pectoral muscles, scapula, sternum, ribs, aorta, trachea, diaphragm, and mammary glands etc.

4. Sternum (Chest or Breast Bone)

a) The sternum is a flat and long bone situated in the center of the thorax and forms the midline of the anterior thoracic cage. It articulates with both clavicles (collar bones) through its upper ends. It is composed of the following three (interfused) components:
   i) manubrium
   ii) body (gladiolus/corpus sterni)
   iii) xiphoid process (processus xiphoideus/ensiform or xiphoid appendix) ribs.

b) Ribs are the elongated, flattened, lightweight, resilient, and twisted bones that are the essential constituent of the thoracic skeleton. The total number of ribs in the human body is 24 (12 on each side). The ribs can be classified as follows:
   i) True ribs-These are also called vertebrosternal ribs. True ribs comprise the first seven ribs that communicate (to the dorsum) with the vertebral column as well as sternum (in front) via costal cartilages.
   ii) False ribs-These are also called vertebrochondral ribs. False ribs comprise the eighth, ninth, and tenth ribs that are indirectly attached to the sternum through costal cartilages. The individual cartilages of each of these ribs are connected to the cartilage of the rib lying just above them.
   iii) Floating ribs-These are also termed vertebral ribs. These ribs include the 11th and 12th ribs that are free at their anterior extremities (without any attachment with the sternum) and are connected to the vertebral bodies on their dorsal ends.

5. The Skull

The human skull is based on the skeleton of the head. Several bones of the skull integrate together to form the cranium (or the skull). The skull can be categorized as follows:

a) **The Brain Box or Brain Case (The Calvaria)**
The brain box constitutes the upper cranium and contains the brain.

b) **The Facial Skeleton**
The facial skeleton comprises the portion of skull (other than the brain box) and includes the mandible bone of the face.

The Composition of Human Skull

The Calvaria	
Paired Bones	Unpaired Bones
i) Parietal ii) Temporal	i) Frontal ii) Occipital iii) Sphenoid iv) Ethmoid
The Facial Skeleton	
Paired Bones	Unpaired Bones
i) Maxilla ii) Zygomatic iii) Nasal iv) Lacrimal v) Palatine vi) Inferior Nasal Concha	i) Mandible ii) Vomer

c) **The Facial Bones**

The facial skeleton comprises the lower and anterior portion of the human skull and includes the following bones:

i) nasal bones
ii) maxillae (upper jaw)
iii) lacrimal bone
iv) zygomatic bone
v) palatine bone
vi) inferior nasal concha
vii) vomer
viii) mandible (lower jaw)
ix) hyoid bone

6. The Bones of the Upper Extremity

a) **Clavicle**

The clavicle is also called the collar bone that forms the anterior portion of the shoulder girdle. The clavicles are two in number and called the right and left clavicles.

b) **Scapula**

The scapula is also called the shoulder blade and constitutes the back portion of the shoulder girdle. It is a flat bone that articulates with the clavicle and humerus. It also contains a triangular process that projects laterally and is called the acromion. Additionally, the upper part of the neck of the scapula contains a curved process, which is known as the coracoid process. The scapulae are two in number (right and left scapula).

c) **Humerus**

The humerus is the long bone of the arm that begins from the shoulder and ends up at the elbow. It is the largest bone of the upper extremity and consists of the following major components:

i) greater tubercle (greater tuberosity)
ii) lesser tubercle (lesser tuberosity)
iii) body or shaft (corpus humeri)
iv) anterior, lateral, and medial borders
v) medial and lateral epicondyles
vi) radial sulcus (musculospiral groove)
vii) lateral and medial supracondylar ridges
viii) deltoid tuberosity.

d) **Ulna**

The ulna is one of the two long and prismatic bones of the forearm that extends parallel with the radius. The ulna possesses a body and two extremities. The proximal or upper extremity contains olecranon and coronoid processes, and the semilunar and radial notches respectively. The body or shaft of the ulna is also known as the corpus ulnae. The lower or distal extremity is comprised of an articular eminence (the head of the ulna) and a nonarticular eminence (the styloid process).

e) **Radius**

The radius is one of the two long bones of the forearm that extends laterally with the ulna. Its lower end participates in the formation of the wrist joint and upper end helps to create the elbow joint. The upper or proximal extremity consists of a head, neck, and tuberosity. The body or shaft is also known as the corpus radii. The lateral surface of the lower extremity contains a conical projection, which is known as the styloid process.

f) **Carpus**

The carpus region of the hand contains the carpal bones, which consist of a total of eight bones positioned in proximal and distal rows to facilitate uninterrupted movement of the wrist joint. The carpal bones of the proximal row are: navicular, lunate, triangular, and pisiform. The bones of the distal row are: greater multangular, lesser multangular, capitate, and hamate.

g) **Metacarpus**

The metacarpus region of hand is based on cylindrical (metacarpal) bones that are five in number and constitute the intermediary portion of the bony skeleton of hand. The first through fifth metacarpal bones belong to the thumb, index, middle, ring and little fingers respectively.

h) **Phalanges of the Hand**

The phalanges (finger bones) of the hand constitute the fingers. These are 14 in number. Each finger consists of three phalanges. However, the thumb consists of only two phalanges. A single finger bone has a body, with two extremities. The finger bones serve to facilitate the basic functions of the hand, like-effective grasping of objects and writing, etc.

7. The Bones of the Lower Extremity

a) **Hip Bone**

The hip bone is also known as the coxal bone. It's based on three components: ilium, ischium, and pubis. The ilium holds the flank. It is the broad portion situated on top of the large cup-shaped articular cavity, the acetabulum. The ischium forms the lower back part of the hip bone that facilitates sitting. It's located downward from the acetabulum and is the strongest component of the hip bone, containing an enlarged opening, the obturator foramen. The pubis is the lower frontal portion of the hip bone, which is located medially below the acetabulum. It supports the internal organs of reproduction. The angle across the pubic symphysis is known as the pubic arch.

b) **Pelvis**

The pelvis consists of a bony ring that provides a connecting medium between the vertebral column and femurs. It is based on the following 4 bones:

i) The hip bones are two in number.
ii) The sacrum-The fused vertebrae that are five in number and connected to the hip bones.
iii) The coccyx-The fused vertebrae that are four in number and constitute the tailbone.

The space surrounded by the pelvic girdle is known as the pelvic cavity. The pelvic girdle bears the entire weight of the trunk and upper body while sitting and transfers this weight to the lower limbs during standing, walking, or running.

c) **Femur**

The femur is one of the two largest, longest, and strongest bones in the human skeleton that bears the load of the upper body via the pelvis in standing, walking, or running. It also participates in the formation of the hip and knee joints. The components of a normal femur bone are as follows:

The Upper (Proximal) Extremity consists of the following elements:

i) Head
ii) Neck
iii) Greater Trochanter
iv) Lesser Trochanter

The Body or Shaft-The body is cylindrical in shape, lies between the upper and lower extremities and is also known as corpus femoris.

The Lower (Distal) Extremity -The distal extremity is based on two projections (the lateral and medial condyles). These projections (condyles) are separated in front by an articular depression, known as the patellar surface. The same condyles are further interrupted from behind by a deep pit, which is termed as the intercondyloid fossa.

d) **Patella**

The knee cap (patella) is a flat, thick, circular-triangular, and dense cancellous articular bone that is situated on the frontal portion of the knee joint. The superior border is thick and forms the base of patella. The patella is further marked by medial and lateral borders. The apex of patella is a pointed region that provides attachment to the patellar ligament. The patella articulates with the femur through the patellofemoral joint.

e) **Tibia**

The tibia (shin bone) is located medially in the lower leg and is regarded as the largest and strongest bone of the skeleton after the femur. It also participates in the formation of the knee and ankle joints. The tibia is composed of the following elements:

i) upper (proximal) end – The proximal extremity is composed of the projections, which are known as the medial and lateral condyles. The condylar surfaces further merge to form an eminence on the frontal side, which is known as the tibial tuberosity.
ii) body or shaft of tibia – The shaft of the tibia is also known as corpus tibiae and contains the anterior crest (or border), the medial border, and the interosseous crest (or lateral border).
iii) lower (distal) end – The distal extremity contains the inferior articular surface, the anterior surface, the posterior surface, the lateral surface, and the medial surface. However, the medial surface extends medially to form a pyramidal process, which is termed as the medial malleolus.

f) **Fibula**

The fibula (calf bone) is located laterally in the lower leg and runs laterally with the adjacent shin bone (tibia). It's a thin and slender bone which is composed of a body with upper and lower extremities. The lower or distal extremity constitutes the lateral malleolus, which is also known as the external malleolus or malleolus lateralis.

g) **Tarsus**

The tarsus region of foot is based on the following seven tarsal bones:

i) calcaneus
ii) talus
iii) cuboid
iv) navicular
v) three cuneiforms

h) **Phalanges of the Foot**

The phalanges of the foot constitute the region of forefoot. These are also known as the toe bones. The great toe (hallux) contains two phalanges (proximal and distal). The proximal and distal phalangeal bones of the great toe articulate with each other to form the first interphalangeal joint. The proximal phalanges of the other toes articulate with their respective metatarsal heads to form the metatarsophalangeal joints.

8. Syndesmology (The Articulations or Joints)

Syndesmology is defined as the branch of anatomy that deals with the joints and their components (including ligaments). The junctions of bones, where multiple parts of the individual bones connect together, are called articulations or joints. These articulations are further supported by sheets of tough fibrous tissue that connect the joint bones together and are termed ligaments. Various components of the joints are listed below:

a) **Bones**
b) **Cartilages**

The cartilages are flexible nonvascular structures composed of connective tissue and found mainly in joints. A cartilage can be categorized into the following elements:

i) Hyaline cartilage
ii) White fibrocartilage

The white fibrocartilage can further be categorized into four subcategories:

a) interarticular fibrocartilage
b) connecting fibrocartilage
c) circumferential fibrocartilage
d) stratiform fibrocartilage

iii) Yellow or elastic fibrocartilage

c) **Articular Capsule**

The articular capsule is also known as the joint capsule that completely covers and protects the freely movable (synovial) joints.

d) **Mucous Sheaths**

The mucous sheaths cover a part of the fibroosseous canals and surface of the tendons that glide upon these canals to facilitate the movement of these tendons on their respective canals.

9. Classification of Joints

The joints can be classified into the following three classes:

a) Synarthroses (Immovable Joints)
b) Amphiarthroses (Slightly Movable Joints)
c) Diarthroses (Freely Movable Joints)

10. Joints of the Trunk

a) **Joints between Vertebral Bodies**
The articulations between the individual vertebral bodies are based on the amphiarthrodial (slightly movable) intervertebral joints that possess only a very slight degree of mobility.

b) **Joints between Vertebral Arches**
The articulations between the individual vertebral arches are carried out through the two pairs of articular processes. The articular processes of a typical vertebral arch connect together with the articular processes of the adjacent vertebral arch to form true diarthrosis of arthrodial variety.

c) **Joints of the Atlas with the Axis**
The atlas forms three diarthroses with the axis. Moreover, the articulations of the axis with the atlas are known as the Atlantoaxial articulations.

d) **Joints of the Vertebral Column with the Cranium**
The atlas forms two articulations (known as diarthrosis) with the occipital bone. The occipital condyles interact with the articular surfaces of the atlas to constitute diarthroses. The synovial stratum covers the articular capsules around the condyles of the occipital bone.

e) **Joints of the Mandible**
The temporomandibular articulation forms an arthrodial diarthrosis. The temporal mandibular fossa and mandibular condyle interact together to constitute the temporomandibular articulation.

f) **Joints of the Ribs with the Vertebrae**
The head and tubercle of a typical rib articulates with the vertebral column to form a costovertebral articulation.

g) **Joints of the Vertebral Column with the Pelvis**
The fifth lumbar vertebra connects with the sacrum to form the lumbosacral articulation. The inner lip of the iliac crest connects with the transverse processes of the fifth lumbar vertebra through iliolumbar ligament.

h) **Joints of the Pelvis**
The articulations of the pelvis are mainly based on the following types of joints:

i) symphysis pubis
The two pubic bones articulate with each other to constitute a joint, which is known as the symphysis pubis.

ii) sacroiliac articulation
The auricular surfaces of sacrum and ilium connect with each other to form an amphiarthrodial joint, which is termed as the sacroiliac articulation.

iii) sacrococcygeal symphysis
The apex of the sacrum and base of the coccyx articulate with each other to form an amphiarthrodial joint, which is known as the sacrococcygeal symphysis.

11. Joints of Upper Extremity

a) **The Acromioclavicular Joint**
The medial aspect of the acromion (of the scapula) connects with the acromial end of the clavicle to constitute the acromioclavicular articulation. However, this type of joint is categorized as an arthrodial diarthrosis.

b) **The Shoulder Joint**
The humeral articulation constitutes the shoulder joint, which is an enarthrodial (ball and socket) joint and considered as the largest joint of the upper limb. The shoulder joint offers an extended range of movement and is composed of the articular head of humerus and the shallow glenoid cavity of the scapula. The ligaments of the shoulder joint include the articular capsule (capsular ligament), glenoid labrum (glenoid ligament) as well as the glenohumeral, coracohumeral, and transverse humeral ligaments.

c) **The Elbow Joint**
The elbow articulation falls under the category of hinge joint (ginglymus diarthrosis). The elbow joint performs the flexion and extension movements around a transversely placed single axis. The elbow joint consists of the humerus, ulna, and radius bones. An elbow joint is formed when the trochlea of humerus connects with the semilunar notch of ulna and the capitulum of humerus interacts with the cup (shallow-depression or fovea) on the proximal aspect of the head of the radius. The articular surfaces of the elbow joint are enclosed by and interact with each other through a well-defined articular capsule.

d) **The Radioulnar Joint**
The radioulnar joint is based on two articulations positioned at the proximal and distal ends of the radius and ulna. These articulations facilitate the rotational movements of the radius around its longitudinal axis to constitute a uniaxial diarthrosis, which is known as lateral ginglymus.

e) **The Radiocarpal Joint**
The radiocarpal articulation is also known as the wrist joint, which is a type of condyloid articulation. The distal (lower) end of radius, discus articularis (the articular disc), and the proximal articular surfaces of navicular, lunate and triquetral bones (including their interosseous ligaments) together constitute the wrist articulation. Moreover, the wrist joint is completely encapsulated by the articular capsule.

f) **The Intercarpal Joint**
The carpal joints are based on the articulations between the carpal bones with limited range of movement. These joints consist of the arthrodial diarthroses and are therefore known as the gliding joints. The carpal bone articulations are characterized as follows:
   i) Proximal Row (Carpal) Joint
   ii) Distal Row (Carpal) Joint
   iii) Transverse (Carpal) Joint

g) **The Carpometacarpal joint**
The Carpometacarpal (CMC) joints are based on the interaction between the carpal and metacarpal bones. However, the carpometacarpal articulation of the thumb region differs from the articulations of the other four metacarpal bones with the carpus. Therefore, the carpometacarpal articulations can be categorized as follows:

h) **The Joints of the other Four Metacarpal Bones with the Carpus**
These types of carpometacarpal articulations are formed by the connections between the bases of the second, third, fourth, and fifth medial metacarpal bones and the four bones of the distal carpal row.

i) **The Intermetacarpal Joints**
The four medial metacarpal bones articulate with each other to form the arthrodial diarthroses, which are known as the intermetacarpal joints.

j) **The Metacarpophalangeal Joints**
With the exception of the thumb, the spherical head of each metacarpal bone articulates with the shallow oval cavity on the base of the first phalanx to constitute the metacarpophalangeal joints. The metacarpophalangeal articulations facilitate flexion, extension, adduction, abduction, and circumduction type of joint movements.

k) **The Joints of the Digits**
The interphalangeal joints are categorized as hinge joints that are two in number for each finger and only one for the thumb. The interphalangeal joints can perform movements like flexion and extension.

12. Joints of the Lower Extremity

a) **The Hip Joint**

The coxal articulation constitutes the hip joint, which is a type of enarthrodial diarthrosis (ball and socket joint). The articular surfaces of the hip joint consists of the head of the femur and a cup shaped cavity (acetabulum) that connect together to constitute the coxal articulation. The hip joint can perform multi-axial movements like rotation, flexion, extension, abduction, and adduction. The hip joint cavity is completely encapsulated by an articular capsule or the capsular ligament. Other ligaments of the hip joint are described below:

i) iliofemoral ligament (ligamentum iliofemorale/Y-ligament/ligament of Bigelow)
ii) pubocapsular ligament (ligamentum pubocapsulare/pubofemoral ligament)
iii) ischiocapsular ligament (ligamentum ischiocapsulare/ischiocapsular band/ligament of Bertin)
iv) ligamentum teres femoris
v) glenoidal labrum (labrum glenoidale/cotyloid ligament)
vi) transverse acetabular ligament (ligamentum transversum acetabuli/transverse ligament)

b) **The Knee Joint**

The knee articulation/joint is considered as the largest articulation in the human body and related to the ginglymus (hinge) variety of diarthroses. However, its structure is more elaborate and complicated. The articular surfaces of the knee joint pertain to specific portions of the femur, tibia and patella bones. The ligaments associated with the knee joint are as follows:

i) articular capsule (capsula articularis/capsular ligament)
ii) ligamentum patellae (anterior ligament)
iii) oblique popliteal ligament (ligamentum popliteum obliquum/posterior ligament)
iv) tibial collateral ligament (ligamentum collaterale tibiale/internal lateral ligament)
v) fibular collateral ligament (ligamentum collaterale fibulare/external lateral or long external lateral ligament)
vi) anterior cruciate ligament (ligamentum cruciatum anterius/external crucial ligament)
vii) posterior cruciate ligament (ligamentum cruciatum posterius/internal crucial ligament)
viii) medial meniscus (meniscus medialis/internal semilunar fibrocartilage)
ix) lateral meniscus (meniscus lateralis/external semilunar fibrocartilage)
x) transverse ligament (ligamentum transversum genu)
xi) coronary ligaments
xii) synovial membrane encapsulates the upper border of the patella and the lower portion of the front of the femur. The movements associated with the knee joint are flexion, extension, internal, and external rotation.

c) **The Joints between Tibia and Fibula**

The articulations between the tibia and fibula constitute the tibiofibular joints. The fibula articulates with the tibia through its proximal and distal ends. The proximal tibiofibular joint is an arthrodial articulation between head of the fibula and lateral condyle of the tibia. The interosseous membrane acts as an accessory ligament to bind the shafts of tibia and fibula together. However, the tibiofibular syndesmosis constitutes the distal tibiofibular joint, which presents a series of ligaments that are accessory to the ankle joint.

d) **The Talocrural Joint**

The talocrural articulation constitutes the ankle joint, which is a ginglymus variety of diarthrosis. In other words, the ankle joint is a type of hinge joint. The ankle joint facilitates the movements like dorsiflexion and extension.

e) **The Intertarsal Joints**
The intertarsal articulations (joints) are diarthroses that facilitate the gliding movements of the foot. These joints can be categorized in the following manner:
   i) talocalcaneal joint
   ii) talocalcaneonavicular joint
   iii) calcaneocuboid joint
   iv) cuneonavicular joint
   v) cuboideonavicular joint
   vi) intercuneiform and cuneocuboid joint

f) **The Tarsometatarsal Joint**
The tarsometatarsal joints include the articular surfaces of the cuneiform, the cuboid, and the metatarsal bones. The articular facets of the three cuneiform and cuboid bones connect with the bases of the five metatarsal bones to constitute the tarsometatarsal articulations.

g) **The Intermetatarsal Joint**
The articular facets on the bases of the four metatarsal bones connect with each other via dorsal, plantar, and interosseous ligaments to form the intermetatarsal joints. However, no ligament acts to connect the first metatarsal base with the second one.

h) **The Metatarsophalangeal Joint**
The metatarsophalangeal joints are types of modified ball and socket articulations, wherein globular heads of metatarsal bones articulate with the shallow cups upon the bases of the first phalanges via plantar and collateral ligaments. These joints are encapsulated by an articular capsule.

i) **The Joints of the Digits**
The articulations between the digits constitute the interphalangeal joints. The phalanges of the toes connect with each other to form the interphalangeal articulations. The great toe possesses only one interphalangeal joint. However, every other toe (except great toe) comprises of two interphalangeal joints.

13. The Muscular System

The muscle cells of the human body facilitate the movements of various body parts through their special function of contraction in response to a requisite external or internal stimulus. These muscle cells can be characterized under three different classes:

a) **Striated Muscle Cells**
The striated muscle cells are those voluntary muscle cells that constitute the skeletal muscular system.

b) **Non-Striated Muscle Cells**
The nonstriated muscle cells are those involuntary muscle cells that occur in the vessel walls and hollow viscera.

c) **Cardiac Muscle Cells**
The cardiac muscle cells consist of those striated cells that constitute the substance of the heart. However, these muscle cells are involuntary in nature.

14. The Muscles of the Trunk

The muscles of the back are based on the following group of muscles:

a) **Splenius**

The splenius muscles constitute the superficial layer of the intrinsic back muscles that occupy the back of neck and upper portion of the thoracic region. The splenius muscles overlap the vertical muscles like a bandage and have the following two types:

i) splenius capitis
ii) splenius cervicis

b) **Sacrospinalis (Erector Spinae)**

The erector spinae muscles are positioned in a groove between the angle of the ribs and spinal processes on each side of the vertebral column. The erector spinae is divided into the following three muscle columns:

c) **Iliocostalis**

The lateral column is further divided into the following muscle components:

i) iliocostalis lumborum (iliocostalis/sacrolumbalis muscle)
ii) iliocostalis dorsi (musculus accessorius)
iii) iliocostalis cervicis (cervicalis ascendens)

d) **Longissimus**

i) longissimus dorsi
ii) longissimus cervicis (transversalis cervicis)
iii) longissimus capitis (trachelomastoid muscle)

e) **Spinalis**

i) spinalis dorsi
ii) spinalis cervicis (spinalis coli)
iii) spinalis capitis (biventer cervicis)

f) **Semispinalis**

The semispinalis constitutes the deeper layer of intrinsic back muscles. These muscles originate from half of the vertebral column and are categorized into three distinct parts:

i) semispinalis dorsi
ii) semispinalis cervicis (semispinalis colli)
iii) semispinalis capitis (complexus)

g) **Multifidus (Multifidus Spinae)**

The multifidus consists of short triangular muscular bundles that remain apparent from sacrum to the axis.

h) **Rotatores (Rotatores Spinae)**

It remains confined in the thoracic region.

i) Interspinales and Intertransversarii (Intertransversales) are best developed and most distinct in the cervical region and considered as the smallest of the deep back muscles.

15. The Muscles of the Pelvis

The muscles of the pelvis include the following:

a) Obturator Internus
b) Piriformis
c) Levator Ani (Pubococcygeus and Iliococcygeus)
d) Coccygeus (Ischiococcygeus)

16. The Muscles of the Upper Extremity

a) **The Muscles that Connect the Upper Extremity to the Vertebral Column**
   i) trapezius
   ii) rhomboideus major
   iii) latissimus dorsi
   iv) rhomboideus minor
   v) levator scapulae

b) **The Muscles Connecting the Upper Extremity to the Anterior and Lateral Thoracic Walls**
   i) pectoralis major
   ii) subclavius
   iii) pectoralis minor
   iv) serratus anterior

c) **The Muscles of the Shoulder**
   i) Deltoid muscle originates from the lateral third portion of clavicle, the acromion, and the spine of scapula. However, it gets inserted into the deltoid tuberosity of humerus. This muscle facilitates the abduction and medial and lateral rotation of the arm.
   ii) Subscapularis muscle originates from the subscapular fossa that forms the ventral surface of scapula. However, it gets inserted into the lesser tubercle of humerus. The subscapularis helps to medially rotate and adduct the arm and fixes the humeral head in the glenoid cavity (of the scapula).
   iii) Supraspinatus muscle originates from the supraspinatus fossa of scapula and gets inserted into the superior facet of greater tubercle of humerus. This muscle assists the deltoid in the abduction of the arm.
   iv) Infraspinatus muscle arises from the infraspinatus fossa of scapula and gets inserted into the middle facet of the greater tubercle of humerus. This muscle helps in the lateral rotation of the arm and fixes the head of humerus into the glenoid cavity of scapula.
   v) Teres Minor muscle originates from the middle portion of lateral border of scapula and gets inserted into the inferior facet of greater tubercle of humerus. Like infraspinatus, teres minor muscle also helps in the lateral rotation of the arm and fixes the head of humerus into the glenoid cavity of scapula.
   vi) Teres Major muscle arises from the posterior surface of the inferior angle of scapula and gets inserted into the medial lip of the intertubercular groove of humerus. This muscle facilitates the adduction and medial rotation of the arm.

d) **The Muscles of the Arm**
   i) coracobrachialis
   ii) biceps brachii
   iii) brachialis
   iv) triceps brachii

e) **The Muscles of the Anterior Compartment of the Forearm Superficial (First) Layer**
   i) pronator teres
   ii) flexor carpi radialis
   iii) the palmaris longus
   iv) flexor carpi ulnaris
f) **The Muscle of the Anterior Compartment of the Forearm Intermediate (Second) Layer**
   i) flexor digitorum superficialis
g) **The Muscles of the Anterior Compartment of the Forearm Deep (Third) Layer**
   i) flexor digitorum profundus
   ii) flexor pollicis longus
   iii) pronator quadrates
h) **The Muscles of the Posterior Compartment of Forearm of the Superficial Layer**
   i) brachioradialis
   ii) extensor carpi radialis longus
   iii) extensor carpi radialis brevis
   iv) extensor digitorum
   v) extensor digiti minimi
   vi) extensor carpi ulnaris
i) **The Muscles of the Posterior Compartment of the Forearm Deep Layer**
   i) supinator
   ii) abductor pollicis longus
   iii) extensor pollicis longus
   iv) extensor pollicis brevis
   v) extensor indicis
j) **The Muscles of the Hand: Thenar Muscles**
   i) opponens pollicis
   ii) abductor pollicis brevis
   iii) flexor pollicis brevis
   iv) adductor pollicis

   Hypothenar Muscles
   i) abductor digiti minimi
   ii) flexor digiti minimi Brevis
   iii) opponens digiti minimi
k) **The Short Muscles**
   i) Lumbricals
   ii) Dorsal Interossei
   iii) Palmar Interossei

17. The Muscles of the Thigh

a) **Anterior Thigh Muscles**

The below mentioned anterior thigh muscles are based on the anterior compartment of thigh:

i) pectineus
ii) iliopsoas
iii) psoas major
iv) iliacus
v) femoris
vi) vastus lateralis
vii) vastus intermedius
viii) vastus medialis

b) **Medial Thigh Muscles**

i) adductor longus
ii) adductor brevis
iii) adductor magnus
iv) gracilis
v) obturator externus

c) **Gluteal Region Muscles**

i) gluteus maximus
ii) gluteus medius
iii) gluteus minimus
iv) tensor fasciae latae
v) piriformis
vi) obturator internus
vii) superior and inferior gemelli
viii) quadratus femoris

d) **Posterior Thigh Muscles**

i) semitendinosus
ii) semimembranosus
iii) biceps femoris (long head)

e) **The Muscles of the Anterior Compartment of the Leg**

i) tibialis anterior
ii) extensor hallucis longus
iii) extensor digitorum longus
iv) fibularis tertius

f) **The Muscles of the Lateral Compartment of the Leg**

i) fibularis longus
ii) fibularis brevis

g) **The Superficial Muscles of the Posterior Compartment of the Leg**
   i) gastrocnemius
   ii) soleus
   iii) plantaris
h) **The Deep Muscles of the Leg**
   i) Popliteus
   ii) Flexor Hallucis Longus
   iii) Flexor Digitorum Longus
   iv) Tibialis Posterior
i) **First Layer Muscles of the Foot**
   i) abductor hallucis
   ii) flexor digitorum brevis
   iii) abductor digiti minimi
j) **Second Layer Muscles of the Foot**
   i) quadratus plantae
   ii) lumbricals
k) **Third Layer Muscles of the Foot**
   i) flexor hallucis brevis
   ii) adductor hallucis
   iii) flexor digiti minimi brevis
l) **Fourth Layer Muscles of the Foot**
   i) plantar interossei (three muscles)
   ii) dorsal interossei (four muscles)
m) **Muscles of the Dorsum of Foot**
   i) extensor digitorum brevis
   ii) extensor hallucis brevis

Common Pathologies

Rotator Cuff Tendinitis

Rotator cuff tendinitis, often with inflammation of the subacromial bursa overlying it, is the most common cause of shoulder pain other than trauma. In rotator cuff tendinitis, also known as impingement syndrome, the rotator cuff degenerates from rubbing against the acromion and/or the acromioclavicular joint. This results in irritation of the tendons and inflammation of the normally smooth bursa that line the tendons. Symptoms include pain, swelling, and tenderness at the front of the shoulder.

Frozen Shoulder

Frozen shoulder, also called adhesive capsulitis, causes pain and stiffness in the shoulder. It is characterized by progressive pain and global loss of motion in the shoulder. Movement of the shoulder is severely restricted. Pain is usually constant, worse at night. Inflammation of the capsule restricts movement of the bones in the shoulder joint. The pathophysiology of frozen shoulder is still unclear. As the condition progresses, the stiffness may continue to the point where range of motion can be severely limited.

De Quervain's Tenosynovitis

De Quervain's tenosynovitis is a painful condition affecting the tendons on the thumb side of wrist. Tendons include the extensor pollicis brevis and the abductor pollicis longus tendons. When the tendons swell, they rub against the walls of the narrow canal they pass through. Pain at the base of the thumb and in the lower arm results from the ongoing irritation. Pain is reproduced by stretching the tendons with the thumb inside a closed fist.

Carpal Tunnel Syndrome

Carpal tunnel syndrome is caused by compression of the median nerve at the wrist. Carpal tunnel is a narrow passageway of ligament and bones at the base of your hand. It contains nerve and tendons. Carpal tunnel syndrome results in a feeling of intermittent numbness of the thumb, index, and long fingers and the radial side of the ring finger. Symptoms are often worse at night or after use of vibrating tools or great force.

Dupuytren's Contracture

Dupuytren's contracture refers to a thickening of the underlying fibrous tissue beneath the skin of the palm of the hand and of the fingers. It involves the palmar fascia of the hand. The finger affected by contracture cannot be straightened completely, which can complicate everyday activities. The ring finger is affected most often.

Osteoarthrosis

Osteoarthrosis is a noninflammatory degenerative join disease. The cause of osteoarthritis (Figure 13.a) is unknown. Symptoms may include degeneration of the articular cartilage, hypertrophy of bone at the margins, changes in the synovial membrane, tenderness, stiffness, locking and sometimes an effusion. It can occur in multiple joints, but the symptoms will likely only be noticeable in just one or two joints. Primary symptoms of osteoarthritis include joint pain, stiffness upon arising, and locking of the joint with continued immobility.

Rheumatoid Arthritis

Rheumatoid arthritis (Figure 13.a) is a chronic autoimmune disease that progresses over time (Figure 13.b), resulting in disability. It is characterized by pain, swelling, and inflammation in the joints and surrounding tissues. It can also affect other organs in the body. The cause of rheumatoid arthritis is not known. It can affect any joint but is common in the wrist and fingers. It can be a disabling and painful condition, which can lead to substantial loss of functioning and mobility.

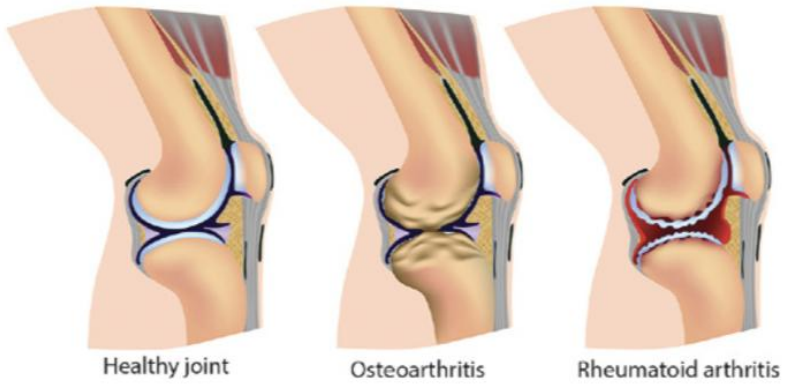

Figure 13.a Common Types of Arthritis

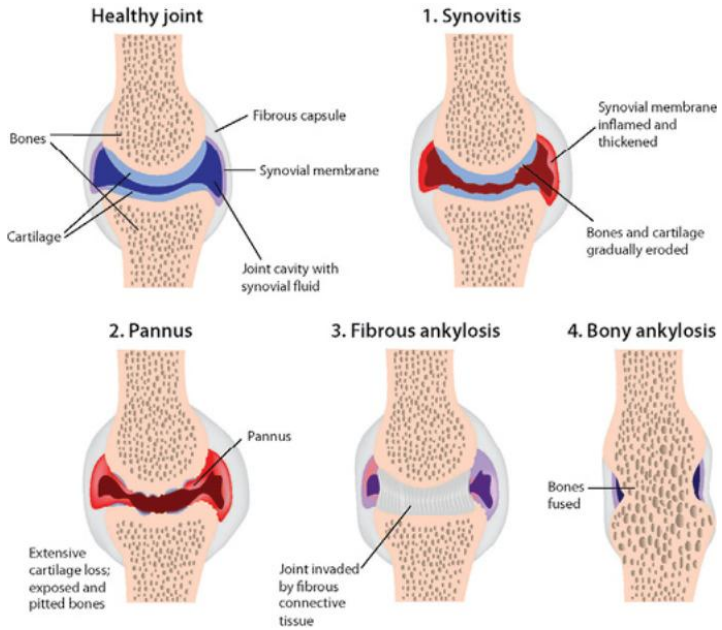

Figure 13.b Stages of Rheumatoid Arthritis

Osteoporosis

Osteoporosis (Figure 13.c) is a systemic bone disease characterized as the diminishment of bone mass and damage of bone micro-structure. It is a silent disease. It causes bones to become weak and brittle. Its risk factors include aging, being female, low body weight, low sex hormones or menopause, smoking, and some medications. Hip, wrist, and spine fractures commonly result from osteoporosis.

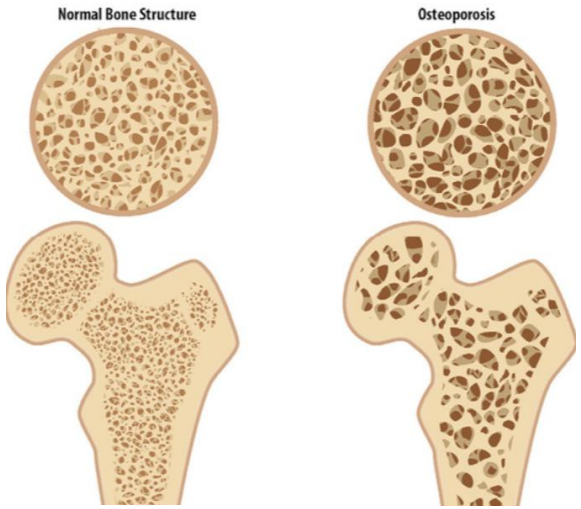

Figure 13.c Osteoporosis

Septic Arthritis

Septic arthritis is the purulent invasion of a joint by an infectious agent which produces arthritis. Septic arthritis develops when bacteria or other tiny disease-causing microorganisms spread through the bloodstream to a joint. This inflammatory process, which is considered sterile because the skin remains unbroken, usually results from a bacterial infection in a location elsewhere in the body.

Meralgia Paresthetica

Meralgia paresthetica is a condition characterized by tingling, numbness and burning pain in the outer part of your thigh. Pain in the outer thigh is caused by injury to lateral cutaneous nerve of thigh. The nerve passes through the inguinal ligament, at its lateral end, at the level of the anterosuperior iliac spine, and becomes entrapped. It typically occurs in isolation

Diseases of the musculoskeletal system and connective tissue (M00-M99)

NOTES Use an external cause code following the code for the musculoskeletal condition, if applicable, to identify the cause of the musculoskeletal condition

Excludes *arthropathic psoriasis (L40.5-)*

certain conditions originating in the perinatal period (P04-P96)

certain infectious and parasitic diseases (A00-B99)

compartment syndrome (traumatic) (T79.A-)

complications of pregnancy, childbirth and the puerperium (O00-O9A)

congenital malformations, deformations, and chromosomal abnormalities (Q00-Q99)

endocrine, nutritional and metabolic diseases (E00-E88)

injury, poisoning and certain other consequences of external causes (S00-T88)

neoplasms (C00-D49)

symptoms, signs and abnormal clinical and laboratory findings, not elsewhere classified (R00-R94)

This chapter contains the following blocks:

M00-M02 Infectious arthropathies
M04 Autoinflammatory syndromes
M05-M14 Inflammatory polyarthropathies
M15-M19 Osteoarthritis
M20-M25 Other joint disorders
M26-M27 Dentofacial anomalies [including malocclusion] and other disorders of jaw
M30-M36 Systemic connective tissue disorders
M40-M43 Deforming dorsopathies
M45-M49 Spondylopathies
M50-M54 Other dorsopathies
M60-M63 Disorders of muscles
M65-M67 Disorders of synovium and tendon
M70-M79 Other soft tissue disorders
M80-M85 Disorders of bone density and structure
M86-M90 Other osteopathies
M91-M94 Chondropathies
M95 Other disorders of the musculoskeletal system and connective tissue
M96 Intraoperative and postprocedural complications and disorders of musculoskeletal system, not elsewhere classified
M97 Periprosthetic fracture around internal prosthetic joint
M99 Biomechanical lesions, not elsewhere classified

Arthropathies (M00-M25)

INCLUDES *Disorders affecting predominantly peripheral (limb) joints*

Infectious arthropathies (M00-M02)

NOTES This block comprises arthropathies due to microbiological agents. Distinction is made between the following types of etiological relationship:

a) direct infection of joint, where organisms invade synovial tissue and microbial antigen is present in the joint;

b) indirect infection, which may be of two types: a reactive arthropathy, where microbial infection of the body is established but neither organisms nor antigens can be identified in the joint, and a postinfective arthropathy, where microbial antigen is present but recovery of an organism is inconstant and evidence of local multiplication is lacking.

4th M00 Pyogenic arthritis

DEFINITION: Also known as infective arthritis occurring in a joint.

EXCLUDES *infection and inflammatory reaction due to internal joint prosthesis (T84.5-)*

5th M00.0 Staphylococcal arthritis and polyarthritis

Use additional code (B95.61-B95.8) to identify bacterial agent

M00.00 Staphylococcal arthritis, unspecified joint CC HCC CC/MCC Exc

6th M00.01 Staphylococcal arthritis, shoulder

M00.011 Staphylococcal arthritis, right shoulder CC HCC CC/MCC Exc

M00.012 Staphylococcal arthritis, left shoulder CC HCC CC/MCC Exc

M00.019 Staphylococcal arthritis, unspecified shoulder CC HCC CC/MCC Exc

6th M00.02 Staphylococcal arthritis, elbow

M00.021 Staphylococcal arthritis, right elbow CC HCC CC/MCC Exc

M00.022 Staphylococcal arthritis, left elbow CC HCC CC/MCC Exc

M00.029 Staphylococcal arthritis, unspecified elbow CC HCC CC/MCC Exc

6th M00.03 Staphylococcal arthritis, wrist

Staphylococcal arthritis of carpal bones

M00.031 Staphylococcal arthritis, right wrist CC HCC CC/MCC Exc

M00.032 Staphylococcal arthritis, left wrist CC HCC CC/MCC Exc

M00.039 Staphylococcal arthritis, unspecified wrist CC HCC CC/MCC Exc

- 6th M00.04 Staphylococcal arthritis, hand
  - Staphylococcal arthritis of metacarpus and phalanges
  - M00.041 Staphylococcal arthritis, right hand CC HCC CC/MCC Exc
  - M00.042 Staphylococcal arthritis, left hand CC HCC CC/MCC Exc
  - M00.049 Staphylococcal arthritis, unspecified hand CC HCC CC/MCC Exc
- 6th M00.05 Staphylococcal arthritis, hip
  - M00.051 Staphylococcal arthritis, right hip CC HCC CC/MCC Exc
  - M00.052 Staphylococcal arthritis, left hip CC HCC CC/MCC Exc
  - M00.059 Staphylococcal arthritis, unspecified hip CC HCC CC/MCC Exc
- 6th M00.06 Staphylococcal arthritis, knee
  - M00.061 Staphylococcal arthritis, right knee CC HCC CC/MCC Exc
  - M00.062 Staphylococcal arthritis, left knee CC HCC CC/MCC Exc
  - M00.069 Staphylococcal arthritis, unspecified knee CC HCC CC/MCC Exc
- 6th M00.07 Staphylococcal arthritis, ankle and foot
  - Staphylococcal arthritis, tarsus, metatarsus and phalanges
  - M00.071 Staphylococcal arthritis, right ankle and foot CC HCC CC/MCC Exc
  - M00.072 Staphylococcal arthritis, left ankle and foot CC HCC CC/MCC Exc
  - M00.079 Staphylococcal arthritis, unspecified ankle and foot CC HCC CC/MCC Exc
- M00.08 Staphylococcal arthritis, vertebrae CC HCC CC/MCC Exc
- M00.09 Staphylococcal polyarthritis CC HCC CC/MCC Exc
- 5th M00.1 Pneumococcal arthritis and polyarthritis
  - M00.10 Pneumococcal arthritis, unspecified joint CC HCC CC/MCC Exc
- 6th M00.11 Pneumococcal arthritis, shoulder
  - M00.111 Pneumococcal arthritis, right shoulder CC HCC CC/MCC Exc
  - M00.112 Pneumococcal arthritis, left shoulder CC HCC CC/MCC Exc
  - M00.119 Pneumococcal arthritis, unspecified shoulder CC HCC CC/MCC Exc

- M00.12 Pneumococcal arthritis, elbow
  - M00.121 Pneumococcal arthritis, right elbow CC HCC CC/MCC Exc
  - M00.122 Pneumococcal arthritis, left elbow CC HCC CC/MCC Exc
  - M00.129 Pneumococcal arthritis, unspecified elbow CC HCC CC/MCC Exc
- M00.13 Pneumococcal arthritis, wrist
  - Pneumococcal arthritis of carpal bones
  - M00.131 Pneumococcal arthritis, right wrist CC HCC CC/MCC Exc
  - M00.132 Pneumococcal arthritis, left wrist CC HCC CC/MCC Exc
  - M00.139 Pneumococcal arthritis, unspecified wrist CC HCC CC/MCC Exc
- M00.14 Pneumococcal arthritis, hand
  - Pneumococcal arthritis of metacarpus and phalanges
  - M00.141 Pneumococcal arthritis, right hand CC HCC CC/MCC Exc
  - M00.142 Pneumococcal arthritis, left hand CC HCC CC/MCC Exc
  - M00.149 Pneumococcal arthritis, unspecified hand CC HCC CC/MCC Exc
- M00.15 Pneumococcal arthritis, hip
  - M00.151 Pneumococcal arthritis, right hip CC HCC CC/MCC Exc
  - M00.152 Pneumococcal arthritis, left hip CC HCC CC/MCC Exc
  - M00.159 Pneumococcal arthritis, unspecified hip CC HCC CC/MCC Exc
- M00.16 Pneumococcal arthritis, knee
  - M00.161 Pneumococcal arthritis, right knee CC HCC CC/MCC Exc
  - M00.162 Pneumococcal arthritis, left knee CC HCC CC/MCC Exc
  - M00.169 Pneumococcal arthritis, unspecified knee CC HCC CC/MCC Exc
- M00.17 Pneumococcal arthritis, ankle and foot
  - Pneumococcal arthritis, tarsus, metatarsus and phalanges
  - M00.171 Pneumococcal arthritis, right ankle and foot CC HCC CC/MCC Exc
  - M00.172 Pneumococcal arthritis, left ankle and foot CC HCC CC/MCC Exc
  - M00.179 Pneumococcal arthritis, unspecified ankle and foot CC HCC CC/MCC Exc
- M00.18 Pneumococcal arthritis, vertebrae CC HCC CC/MCC Exc
- M00.19 Pneumococcal polyarthritis CC HCC CC/MCC Exc

5th M00.2 Other streptococcal arthritis and polyarthritis

Use additional code (B95.0-B95.2, B95.4-B95.5) to identify bacterial agent

M00.20 Other streptococcal arthritis, unspecified joint CC HCC CC/MCC Exc

6th M00.21 Other streptococcal arthritis, shoulder

M00.211 Other streptococcal arthritis, right shoulder CC HCC CC/MCC Exc

M00.212 Other streptococcal arthritis, left shoulder CC HCC CC/MCC Exc

M00.219 Other streptococcal arthritis, unspecified shoulder CC HCC CC/MCC Exc

6th M00.22 Other streptococcal arthritis, elbow

M00.221 Other streptococcal arthritis, right elbow CC HCC CC/MCC Exc

M00.222 Other streptococcal arthritis, left elbow CC HCC CC/MCC Exc

M00.229 Other streptococcal arthritis, unspecified elbow CC HCC CC/MCC Exc

6th M00.23 Other streptococcal arthritis, wrist

Other streptococcal arthritis of carpal bones

M00.231 Other streptococcal arthritis, right wrist CC HCC CC/MCC Exc

M00.232 Other streptococcal arthritis, left wrist CC HCC CC/MCC Exc

M00.239 Other streptococcal arthritis, unspecified wrist CC HCC CC/MCC Exc

6th M00.24 Other streptococcal arthritis, hand

Other streptococcal arthritis metacarpus and phalanges

M00.241 Other streptococcal arthritis, right hand CC HCC CC/MCC Exc

M00.242 Other streptococcal arthritis, left hand CC HCC CC/MCC Exc

M00.249 Other streptococcal arthritis, unspecified hand CC HCC CC/MCC Exc

6th M00.25 Other streptococcal arthritis, hip

M00.251 Other streptococcal arthritis, right hip CC HCC CC/MCC Exc

M00.252 Other streptococcal arthritis, left hip CC HCC CC/MCC Exc

M00.259 Other streptococcal arthritis, unspecified hip CC HCC CC/MCC Exc

6th M00.26 Other streptococcal arthritis, knee
M00.261 Other streptococcal arthritis, right knee CC HCC CC/MCC Exc
M00.262 Other streptococcal arthritis, left knee CC HCC CC/MCC Exc
M00.269 Other streptococcal arthritis, unspecified knee CC HCC CC/MCC Exc
6th M00.27 Other streptococcal arthritis, ankle and foot
Other streptococcal arthritis, tarsus, metatarsus and phalanges
M00.271 Other streptococcal arthritis, right ankle and foot CC HCC CC/MCC Exc
M00.272 Other streptococcal arthritis, left ankle and foot CC HCC CC/MCC Exc
M00.279 Other streptococcal arthritis, unspecified ankle and foot CC HCC CC/MCC Exc
M00.28 Other streptococcal arthritis, vertebrae CC HCC CC/MCC Exc
M00.29 Other streptococcal polyarthritis CC HCC CC/MCC Exc
5th M00.8 Arthritis and polyarthritis due to other bacteria
Use additional code (B96) to identify bacteria
M00.80 Arthritis due to other bacteria, unspecified joint CC HCC CC/MCC Exc
6th M00.81 Arthritis due to other bacteria, shoulder
M00.811 Arthritis due to other bacteria, right shoulder CC HCC CC/MCC Exc
M00.812 Arthritis due to other bacteria, left shoulder CC HCC CC/MCC Exc
M00.819 Arthritis due to other bacteria, unspecified shoulder CC HCC CC/MCC Exc
6th M00.82 Arthritis due to other bacteria, elbow
M00.821 Arthritis due to other bacteria, right elbow CC HCC CC/MCC Exc
M00.822 Arthritis due to other bacteria, left elbow CC HCC CC/MCC Exc
M00.829 Arthritis due to other bacteria, unspecified elbow CC HCC CC/MCC Exc
6th M00.83 Arthritis due to other bacteria, wrist
Arthritis due to other bacteria, carpal bones
M00.831 Arthritis due to other bacteria, right wrist CC HCC CC/MCC Exc
M00.832 Arthritis due to other bacteria, left wrist CC HCC CC/MCC Exc
M00.839 Arthritis due to other bacteria, unspecified wrist CC HCC CC/MCC Exc

M00.84 **Arthritis due to other bacteria, hand**

Arthritis due to other bacteria, metacarpus and phalanges

M00.841 **Arthritis due to other bacteria, right hand** CC HCC CC/MCC Exc

M00.842 **Arthritis due to other bacteria, left hand** CC HCC CC/MCC Exc

M00.849 **Arthritis due to other bacteria, unspecified hand** CC HCC CC/MCC Exc

M00.85 **Arthritis due to other bacteria, hip**

M00.851 **Arthritis due to other bacteria, right hip** CC HCC CC/MCC Exc

M00.852 **Arthritis due to other bacteria, left hip** CC HCC CC/MCC Exc

M00.859 **Arthritis due to other bacteria, unspecified hip** CC HCC CC/MCC Exc

M00.86 **Arthritis due to other bacteria, knee**

M00.861 **Arthritis due to other bacteria, right knee** CC HCC CC/MCC Exc

M00.862 **Arthritis due to other bacteria, left knee** CC HCC CC/MCC Exc

AHA: Q3 2019

M00.869 **Arthritis due to other bacteria, unspecified knee** CC HCC CC/MCC Exc

M00.87 **Arthritis due to other bacteria, ankle and foot**

Arthritis due to other bacteria, tarsus, metatarsus, and phalanges

M00.871 **Arthritis due to other bacteria, right ankle and foot** CC HCC CC/MCC Exc

M00.872 **Arthritis due to other bacteria, left ankle and foot** CC HCC CC/MCC Exc

M00.879 **Arthritis due to other bacteria, unspecified ankle and foot** CC HCC CC/MCC Exc

M00.88 **Arthritis due to other bacteria, vertebrae** CC HCC CC/MCC Exc

M00.89 **Polyarthritis due to other bacteria** CC HCC CC/MCC Exc

M00.9 **Pyogenic arthritis, unspecified** CC HCC CC/MCC Exc

Infective arthritis NOS

4th M01 Direct infections of joint in infectious and parasitic diseases classified elsewhere

Code first underlying disease, such as:

leprosy [Hansen's disease] (A30.-)

mycoses (B35-B49)

O'nyong-nyong fever (A92.1)

paratyphoid fever (A01.1-A01.4)

Excludes1 *arthropathy in Lyme disease (A69.23)*

gonococcal arthritis (A54.42)

meningococcal arthritis (A39.83)

mumps arthritis (B26.85)

postinfective arthropathy (M02.-)

postmeningococcal arthritis (A39.84)

reactive arthritis (M02.3)

rubella arthritis (B06.82)

sarcoidosis arthritis (D86.86)

typhoid fever arthritis (A01.04)

tuberculosis arthritis (A18.01-A18.02)

5th M01.X Direct infection of joint in infectious and parasitic diseases classified elsewhere

M01.X0 Direct infection of unspecified joint in infectious and parasitic diseases classified elsewhere CC HCC CC/MCC Ex0

6th M01.X1 Direct infection of shoulder joint in infectious and parasitic diseases classified elsewhere

M01.X11 Direct infection of right shoulder in infectious and parasitic diseases classified elsewhere CC HCC CC/MCC Ex0

M01.X12 Direct infection of left shoulder in infectious and parasitic diseases classified elsewhere CC HCC CC/MCC Ex0

M01.X19 Direct infection of unspecified shoulder in infectious and parasitic diseases classified elsewhere CC HCC CC/MCC Ex0

6th M01.X2 Direct infection of elbow in infectious and parasitic diseases classified elsewhere

M01.X21 Direct infection of right elbow in infectious and parasitic diseases classified elsewhere CC HCC CC/MCC Ex0

M01.X22 Direct infection of left elbow in infectious and parasitic diseases classified elsewhere CC HCC CC/MCC Ex0

M01.X29 Direct infection of unspecified elbow in infectious and parasitic diseases classified elsewhere CC HCC CC/MCC Ex0

M01.X3 Direct infection of wrist in infectious and parasitic diseases classified elsewhere

Direct infection of carpal bones in infectious and parasitic diseases classified elsewhere

M01.X31 Direct infection of right wrist in infectious and parasitic diseases classified elsewhere CC HCC CC/MCC Ex0

M01.X32 Direct infection of left wrist in infectious and parasitic diseases classified elsewhere CC HCC CC/MCC Ex0

M01.X39 Direct infection of unspecified wrist in infectious and parasitic diseases classified elsewhere CC HCC CC/MCC Ex0

M01.X4 Direct infection of hand in infectious and parasitic diseases classified elsewhere

Direct infection of metacarpus and phalanges in infectious and parasitic diseases classified elsewhere

M01.X41 Direct infection of right hand in infectious and parasitic diseases classified elsewhere CC HCC CC/MCC Ex0

M01.X42 Direct infection of left hand in infectious and parasitic diseases classified elsewhere CC HCC CC/MCC Ex0

M01.X49 Direct infection of unspecified hand in infectious and parasitic diseases classified elsewhere CC HCC CC/MCC Ex0

M01.X5 Direct infection of hip in infectious and parasitic diseases classified elsewhere

M01.X51 Direct infection of right hip in infectious and parasitic diseases classified elsewhere CC HCC CC/MCC Ex0

M01.X52 Direct infection of left hip in infectious and parasitic diseases classified elsewhere CC HCC CC/MCC Ex0

M01.X59 Direct infection of unspecified hip in infectious and parasitic diseases classified elsewhere CC HCC CC/MCC Ex0

M01.X6 Direct infection of knee in infectious and parasitic diseases classified elsewhere

M01.X61 Direct infection of right knee in infectious and parasitic diseases classified elsewhere CC HCC CC/MCC Ex0

M01.X62 Direct infection of left knee in infectious and parasitic diseases classified elsewhere CC HCC CC/MCC Ex0

M01.X69 Direct infection of unspecified knee in infectious and parasitic diseases classified elsewhere CC HCC CC/MCC Ex0

M01.X7 Direct infection of ankle and foot in infectious and parasitic diseases classified elsewhere

Direct infection of tarsus, metatarsus and phalanges in infectious and parasitic diseases classified elsewhere

M01.X71 Direct infection of right ankle and foot in infectious and parasitic diseases classified elsewhere CC HCC CC/MCC Ex0

M01.X72 Direct infection of left ankle and foot in infectious and parasitic diseases classified elsewhere CC HCC CC/MCC Ex0

M01.X79 Direct infection of unspecified ankle and foot in infectious and parasitic diseases classified elsewhere CC HCC CC/MCC Ex0

M01.X8 Direct infection of vertebrae in infectious and parasitic diseases classified elsewhere CC HCC CC/MCC Ex0

M01.X9 Direct infection of multiple joints in infectious and parasitic diseases classified elsewhere CC HCC CC/MCC Ex0

4th M02 **Postinfective and reactive arthropathies**

Code first underlying disease, such as:

congenital syphilis [Clutton's joints] (A50.5)

enteritis due to Yersinia enterocolitica (A04.6)

infective endocarditis (I33.0)

viral hepatitis (B15-B19)

EXCLUDES *Behçet's disease (M35.2)*

direct infections of joint in infectious and parasitic diseases classified elsewhere (M01.-)

postmeningococcal arthritis (A39.84)

mumps arthritis (B26.85)

rubella arthritis (B06.82)

syphilis arthritis (late) (A52.77)

rheumatic fever (I00)

tabetic arthropathy [Charcôt's] (A52.16)

5th M02.0 **Arthropathy following intestinal bypass**

M02.00 **Arthropathy following intestinal bypass, unspecified site** CC/MCC Ex0

6th M02.01 **Arthropathy following intestinal bypass, shoulder**

M02.011 **Arthropathy following intestinal bypass, right shoulder** CC/MCC Ex0

M02.012 **Arthropathy following intestinal bypass, left shoulder** CC/MCC Ex0

M02.019 **Arthropathy following intestinal bypass, unspecified shoulder** CC/MCC Ex0

6th M02.02 **Arthropathy following intestinal bypass, elbow**

M02.021 **Arthropathy following intestinal bypass, right elbow** CC/MCC Ex0

M02.022 **Arthropathy following intestinal bypass, left elbow** CC/MCC Ex0

M02.029 **Arthropathy following intestinal bypass, unspecified elbow** CC/MCC Ex0

6th M02.03 **Arthropathy following intestinal bypass, wrist**

Arthropathy following intestinal bypass, carpal bones

M02.031 **Arthropathy following intestinal bypass, right wrist** CC/MCC Ex0

M02.032 **Arthropathy following intestinal bypass, left wrist** CC/MCC Ex0

M02.039 **Arthropathy following intestinal bypass, unspecified wrist** CC/MCC Ex0

6th M02.04 Arthropathy following intestinal bypass, hand
Arthropathy following intestinal bypass, metacarpals and phalanges
M02.041 Arthropathy following intestinal bypass, right hand CC/MCC Ex0
M02.042 Arthropathy following intestinal bypass, left hand CC/MCC Ex0
M02.049 Arthropathy following intestinal bypass, unspecified hand CC/MCC Ex0
6th M02.05 Arthropathy following intestinal bypass, hip
M02.051 Arthropathy following intestinal bypass, right hip CC/MCC Ex0
M02.052 Arthropathy following intestinal bypass, left hip CC/MCC Ex0
M02.059 Arthropathy following intestinal bypass, unspecified hip CC/MCC Ex0
6th M02.06 Arthropathy following intestinal bypass, knee
M02.061 Arthropathy following intestinal bypass, right knee CC/MCC Ex0
M02.062 Arthropathy following intestinal bypass, left knee CC/MCC Ex0
M02.069 Arthropathy following intestinal bypass, unspecified knee CC/MCC Ex0
6th M02.07 Arthropathy following intestinal bypass, ankle and foot
Arthropathy following intestinal bypass, tarsus, metatarsus and phalanges
M02.071 Arthropathy following intestinal bypass, right ankle and foot CC/MCC Ex0
M02.072 Arthropathy following intestinal bypass, left ankle and foot CC/MCC Ex0
M02.079 Arthropathy following intestinal bypass, unspecified ankle and foot CC/MCC Ex0
M02.08 Arthropathy following intestinal bypass, vertebrae CC/MCC Ex0
M02.09 Arthropathy following intestinal bypass, multiple sites CC/MCC Ex0
5th M02.1 Postdysenteric arthropathy
M02.10 Postdysenteric arthropathy, unspecified site CC HCC CC/MCC Ex0
6th M02.11 Postdysenteric arthropathy, shoulder
M02.111 Postdysenteric arthropathy, right shoulder CC HCC CC/MCC Ex0
M02.112 Postdysenteric arthropathy, left shoulder CC HCC CC/MCC Ex0
M02.119 Postdysenteric arthropathy, unspecified shoulder CC HCC CC/MCC Ex0

- M02.12 Postdysenteric arthropathy, elbow
  - M02.121 Postdysenteric arthropathy, right elbow CC HCC CC/MCC Exc
  - M02.122 Postdysenteric arthropathy, left elbow CC HCC CC/MCC Exc
  - M02.129 Postdysenteric arthropathy, unspecified elbow CC HCC CC/MCC Exc
- M02.13 Postdysenteric arthropathy, wrist
  - Postdysenteric arthropathy, carpal bones
  - M02.131 Postdysenteric arthropathy, right wrist CC HCC CC/MCC Exc
  - M02.132 Postdysenteric arthropathy, left wrist CC HCC CC/MCC Exc
  - M02.139 Postdysenteric arthropathy, unspecified wrist CC HCC CC/MCC Exc
- M02.14 Postdysenteric arthropathy, hand
  - Postdysenteric arthropathy, metacarpus and phalanges
  - M02.141 Postdysenteric arthropathy, right hand CC HCC CC/MCC Exc
  - M02.142 Postdysenteric arthropathy, left hand CC HCC CC/MCC Exc
  - M02.149 Postdysenteric arthropathy, unspecified hand CC HCC CC/MCC Exc
- M02.15 Postdysenteric arthropathy, hip
  - M02.151 Postdysenteric arthropathy, right hip CC HCC CC/MCC Exc
  - M02.152 Postdysenteric arthropathy, left hip CC HCC CC/MCC Exc
  - M02.159 Postdysenteric arthropathy, unspecified hip CC HCC CC/MCC Exc
- M02.16 Postdysenteric arthropathy, knee
  - M02.161 Postdysenteric arthropathy, right knee CC HCC CC/MCC Exc
  - M02.162 Postdysenteric arthropathy, left knee CC HCC CC/MCC Exc
  - M02.169 Postdysenteric arthropathy, unspecified knee CC HCC CC/MCC Exc
- M02.17 Postdysenteric arthropathy, ankle and foot
  - Postdysenteric arthropathy, tarsus, metatarsus and phalanges
  - M02.171 Postdysenteric arthropathy, right ankle and foot CC HCC CC/MCC Exc
  - M02.172 Postdysenteric arthropathy, left ankle and foot CC HCC CC/MCC Exc
  - M02.179 Postdysenteric arthropathy, unspecified ankle and foot CC HCC CC/MCC Exc
- M02.18 Postdysenteric arthropathy, vertebrae CC HCC CC/MCC Exc
- M02.19 Postdysenteric arthropathy, multiple sites CC HCC CC/MCC Exc

- M02.2 Postimmunization arthropathy
  - M02.20 Postimmunization arthropathy, unspecified site CC/MCC Ex0
  - M02.21 Postimmunization arthropathy, shoulder
    - M02.211 Postimmunization arthropathy, right shoulder CC/MCC Ex0
    - M02.212 Postimmunization arthropathy, left shoulder CC/MCC Ex0
    - M02.219 Postimmunization arthropathy, unspecified shoulder CC/MCC Ex0
  - M02.22 Postimmunization arthropathy, elbow
    - M02.221 Postimmunization arthropathy, right elbow CC/MCC Ex0
    - M02.222 Postimmunization arthropathy, left elbow CC/MCC Ex0
    - M02.229 Postimmunization arthropathy, unspecified elbow CC/MCC Ex0
  - M02.23 Postimmunization arthropathy, wrist
    Postimmunization arthropathy, carpal bones
    - M02.231 Postimmunization arthropathy, right wrist CC/MCC Ex0
    - M02.232 Postimmunization arthropathy, left wrist CC/MCC Ex0
    - M02.239 Postimmunization arthropathy, unspecified wrist CC/MCC Ex0
  - M02.24 Postimmunization arthropathy, hand
    Postimmunization arthropathy, metacarpus and phalanges
    - M02.241 Postimmunization arthropathy, right hand CC/MCC Ex0
    - M02.242 Postimmunization arthropathy, left hand CC/MCC Ex0
    - M02.249 Postimmunization arthropathy, unspecified hand CC/MCC Ex0
  - M02.25 Postimmunization arthropathy, hip
    - M02.251 Postimmunization arthropathy, right hip CC/MCC Ex0
    - M02.252 Postimmunization arthropathy, left hip CC/MCC Ex0
    - M02.259 Postimmunization arthropathy, unspecified hip CC/MCC Ex0
  - M02.26 Postimmunization arthropathy, knee
    - M02.261 Postimmunization arthropathy, right knee CC/MCC Ex0
    - M02.262 Postimmunization arthropathy, left knee CC/MCC Ex0
    - M02.269 Postimmunization arthropathy, unspecified knee CC/MCC Ex0

- M02.27 Postimmunization arthropathy, ankle and foot
  - Postimmunization arthropathy, tarsus, metatarsus and phalanges
  - M02.271 Postimmunization arthropathy, right ankle and foot CC/MCC Ex0
  - M02.272 Postimmunization arthropathy, left ankle and foot CC/MCC Ex0
  - M02.279 Postimmunization arthropathy, unspecified ankle and foot CC/MCC Ex0
- M02.28 Postimmunization arthropathy, vertebrae CC/MCC Ex0
- M02.29 Postimmunization arthropathy, multiple sites CC/MCC Ex0

- M02.3 Reiter's disease
  - Reactive arthritis
  - M02.30 Reiter's disease, unspecified site CC HCC RxHCC CC/MCC Ex0
  - M02.31 Reiter's disease, shoulder
    - M02.311 Reiter's disease, right shoulder CC HCC RxHCC CC/MCC Ex0
    - M02.312 Reiter's disease, left shoulder CC HCC RxHCC CC/MCC Ex0
    - M02.319 Reiter's disease, unspecified shoulder CC HCC RxHCC CC/MCC Ex0
  - M02.32 Reiter's disease, elbow
    - M02.321 Reiter's disease, right elbow CC HCC RxHCC CC/MCC Ex0
    - M02.322 Reiter's disease, left elbow CC HCC RxHCC CC/MCC Ex0
    - M02.329 Reiter's disease, unspecified elbow CC HCC RxHCC CC/MCC Ex0
  - M02.33 Reiter's disease, wrist
    - Reiter's disease, carpal bones
    - M02.331 Reiter's disease, right wrist CC HCC RxHCC CC/MCC Ex0
    - M02.332 Reiter's disease, left wrist CC HCC RxHCC CC/MCC Ex0
    - M02.339 Reiter's disease, unspecified wrist CC HCC RxHCC CC/MCC Ex0
  - M02.34 Reiter's disease, hand
    - Reiter's disease, metacarpus and phalanges
    - M02.341 Reiter's disease, right hand CC HCC RxHCC CC/MCC Ex0
    - M02.342 Reiter's disease, left hand CC HCC RxHCC CC/MCC Ex0
    - M02.349 Reiter's disease, unspecified hand CC HCC RxHCC CC/MCC Ex0

- M02.35 Reiter's disease, hip
  - M02.351 Reiter's disease, right hip CC HCC RxHCC CC/MCC Exc
  - M02.352 Reiter's disease, left hip CC HCC RxHCC CC/MCC Exc
  - M02.359 Reiter's disease, unspecified hip CC HCC RxHCC CC/MCC Exc
- M02.36 Reiter's disease, knee
  - M02.361 Reiter's disease, right knee CC HCC RxHCC CC/MCC Exc
  - M02.362 Reiter's disease, left knee CC HCC RxHCC CC/MCC Exc
  - M02.369 Reiter's disease, unspecified knee CC HCC RxHCC CC/MCC Exc
- M02.37 Reiter's disease, ankle and foot

  Reiter's disease, tarsus, metatarsus and phalanges
  - M02.371 Reiter's disease, right ankle and foot CC HCC RxHCC CC/MCC Exc
  - M02.372 Reiter's disease, left ankle and foot CC HCC RxHCC CC/MCC Exc
  - M02.379 Reiter's disease, unspecified ankle and foot CC HCC RxHCC CC/MCC Exc
- M02.38 Reiter's disease, vertebrae CC HCC RxHCC CC/MCC Exc
- M02.39 Reiter's disease, multiple sites CC HCC RxHCC CC/MCC Exc

M02.8 Other reactive arthropathies
- M02.80 Other reactive arthropathies, unspecified site CC HCC CC/MCC Exc
- M02.81 Other reactive arthropathies, shoulder
  - M02.811 Other reactive arthropathies, right shoulder CC HCC CC/MCC Exc
  - M02.812 Other reactive arthropathies, left shoulder CC HCC CC/MCC Exc
  - M02.819 Other reactive arthropathies, unspecified shoulder CC HCC CC/MCC Exc
- M02.82 Other reactive arthropathies, elbow
  - M02.821 Other reactive arthropathies, right elbow CC HCC CC/MCC Exc
  - M02.822 Other reactive arthropathies, left elbow CC HCC CC/MCC Exc
  - M02.829 Other reactive arthropathies, unspecified elbow CC HCC CC/MCC Exc

- M02.83 Other reactive arthropathies, wrist
  - Other reactive arthropathies, carpal bones
    - M02.831 Other reactive arthropathies, right wrist CC HCC CC/MCC Exc
    - M02.832 Other reactive arthropathies, left wrist CC HCC CC/MCC Exc
    - M02.839 Other reactive arthropathies, unspecified wrist CC HCC CC/MCC Exc
- M02.84 Other reactive arthropathies, hand
  - Other reactive arthropathies, metacarpus and phalanges
    - M02.841 Other reactive arthropathies, right hand CC HCC CC/MCC Exc
    - M02.842 Other reactive arthropathies, left hand CC HCC CC/MCC Exc
    - M02.849 Other reactive arthropathies, unspecified hand CC HCC CC/MCC Exc
- M02.85 Other reactive arthropathies, hip
  - M02.851 Other reactive arthropathies, right hip CC HCC CC/MCC Exc
  - M02.852 Other reactive arthropathies, left hip CC HCC CC/MCC Exc
  - M02.859 Other reactive arthropathies, unspecified hip CC HCC CC/MCC Exc
- M02.86 Other reactive arthropathies, knee
  - M02.861 Other reactive arthropathies, right knee CC HCC CC/MCC Exc
  - M02.862 Other reactive arthropathies, left knee CC HCC CC/MCC Exc
  - M02.869 Other reactive arthropathies, unspecified knee CC HCC CC/MCC Exc
- M02.87 Other reactive arthropathies, ankle and foot
  - Other reactive arthropathies, tarsus, metatarsus and phalanges
    - M02.871 Other reactive arthropathies, right ankle and foot CC HCC CC/MCC Exc
    - M02.872 Other reactive arthropathies, left ankle and foot CC HCC CC/MCC Exc
    - M02.879 Other reactive arthropathies, unspecified ankle and foot CC HCC CC/MCC Exc
- M02.88 Other reactive arthropathies, vertebrae CC HCC CC/MCC Exc
- M02.89 Other reactive arthropathies, multiple sites CC HCC CC/MCC Exc

M02.9 Reactive arthropathy, unspecified HCC

Autoinflammatory syndromes (M04)

4th **M04 Autoinflammatory syndromes**

Excludes *Crohn's disease (K50.-)*

M04.1 Periodic fever syndromes HCC RxHCC

AHA: Q4 2016

Familial Mediterranean fever
Hyperimmunoglobin D syndrome
Mevalonate kinase deficiency
Tumor necrosis factor receptor associated periodic syndrome [TRAPS]

M04.2 Cryopyrin-associated periodic syndromes HCC RxHCC

AHA: Q4 2016

Chronic infantile neurological, cutaneous and articular syndrome [CINCA]
Familial cold autoinflammatory syndrome
Familial cold urticaria
Muckle-Wells syndrome
Neonatal onset multisystemic inflammatory disorder [NOMID]

M04.8 Other autoinflammatory syndromes HCC RxHCC

AHA: Q4 2016

Blau syndrome
Deficiency of interleukin 1 receptor antagonist [DIRA]
Majeed syndrome
Periodic fever, aphthous stomatitis, pharyngitis, and adenopathy syndrome [PFAPA]
Pyogenic arthritis, pyoderma gangrenosum, and acne syndrome [PAPA]

M04.9 Autoinflammatory syndrome, unspecified HCC RxHCC

AHA: Q4 2016

Inflammatory polyarthropathies (M05-M14)

4th M05 **Rheumatoid arthritis with rheumatoid factor**

DEFINITION: Rheumatoid arthritis is an autoimmune condition that attacks the body's tissues.

excludes2 *rheumatic fever (I00)*

juvenile rheumatoid arthritis (M08.-)

rheumatoid arthritis of spine (M45.-)

5th M05.0 **Felty's syndrome**

DEFINITION: Felty's disease is an autoimmune disease that includes rheumatoid arthritis, splenomegaly, and neutropenia.

Rheumatoid arthritis with splenoadenomegaly and leukopenia

M05.00 **Felty's syndrome, unspecified site** HCC RxHCC

6th M05.01 **Felty's syndrome, shoulder**

M05.011 **Felty's syndrome, right shoulder** HCC RxHCC

M05.012 **Felty's syndrome, left shoulder** HCC RxHCC

M05.019 **Felty's syndrome, unspecified shoulder** HCC RxHCC

6th M05.02 **Felty's syndrome, elbow**

M05.021 **Felty's syndrome, right elbow** HCC RxHCC

M05.022 **Felty's syndrome, left elbow** HCC RxHCC

M05.029 **Felty's syndrome, unspecified elbow** HCC RxHCC

6th M05.03 **Felty's syndrome, wrist**

Felty's syndrome, carpal bones

M05.031 **Felty's syndrome, right wrist** HCC RxHCC

M05.032 **Felty's syndrome, left wrist** HCC RxHCC

M05.039 **Felty's syndrome, unspecified wrist** HCC RxHCC

6th M05.04 **Felty's syndrome, hand**

Felty's syndrome, metacarpus and phalanges

M05.041 **Felty's syndrome, right hand** HCC RxHCC

M05.042 **Felty's syndrome, left hand** HCC RxHCC

M05.049 **Felty's syndrome, unspecified hand** HCC RxHCC

6th M05.05 Felty's syndrome, hip
- M05.051 Felty's syndrome, right hip HCC RxHCC
- M05.052 Felty's syndrome, left hip HCC RxHCC
- M05.059 Felty's syndrome, unspecified hip HCC RxHCC

6th M05.06 Felty's syndrome, knee
- M05.061 Felty's syndrome, right knee HCC RxHCC
- M05.062 Felty's syndrome, left knee HCC RxHCC
- M05.069 Felty's syndrome, unspecified knee HCC RxHCC

6th M05.07 Felty's syndrome, ankle and foot

Felty's syndrome, tarsus, metatarsus and phalanges
- M05.071 Felty's syndrome, right ankle and foot HCC RxHCC
- M05.072 Felty's syndrome, left ankle and foot HCC RxHCC
- M05.079 Felty's syndrome, unspecified ankle and foot HCC RxHCC

M05.09 Felty's syndrome, multiple sites HCC RxHCC

5th M05.1 Rheumatoid lung disease with rheumatoid arthritis

M05.10 Rheumatoid lung disease with rheumatoid arthritis of unspecified site HCC RxHCC

6th M05.11 Rheumatoid lung disease with rheumatoid arthritis of shoulder
- M05.111 Rheumatoid lung disease with rheumatoid arthritis of right shoulder HCC RxHCC
- M05.112 Rheumatoid lung disease with rheumatoid arthritis of left shoulder HCC RxHCC
- M05.119 Rheumatoid lung disease with rheumatoid arthritis of unspecified shoulder HCC RxHCC

6th M05.12 Rheumatoid lung disease with rheumatoid arthritis of elbow
- M05.121 Rheumatoid lung disease with rheumatoid arthritis of right elbow HCC RxHCC
- M05.122 Rheumatoid lung disease with rheumatoid arthritis of left elbow HCC RxHCC
- M05.129 Rheumatoid lung disease with rheumatoid arthritis of unspecified elbow HCC RxHCC

6th M05.13 Rheumatoid lung disease with rheumatoid arthritis of wrist

Rheumatoid lung disease with rheumatoid arthritis, carpal bones
- M05.131 Rheumatoid lung disease with rheumatoid arthritis of right wrist HCC RxHCC
- M05.132 Rheumatoid lung disease with rheumatoid arthritis of left wrist HCC RxHCC
- M05.139 Rheumatoid lung disease with rheumatoid arthritis of unspecified wrist HCC RxHCC

6th M05.14 Rheumatoid lung disease with rheumatoid arthritis of hand

Rheumatoid lung disease with rheumatoid arthritis, metacarpus and phalanges

M05.141 Rheumatoid lung disease with rheumatoid arthritis of right hand HCC RxHCC

M05.142 Rheumatoid lung disease with rheumatoid arthritis of left hand HCC RxHCC

M05.149 Rheumatoid lung disease with rheumatoid arthritis of unspecified hand HCC RxHCC

6th M05.15 Rheumatoid lung disease with rheumatoid arthritis of hip

M05.151 Rheumatoid lung disease with rheumatoid arthritis of right hip HCC RxHCC

M05.152 Rheumatoid lung disease with rheumatoid arthritis of left hip HCC RxHCC

M05.159 Rheumatoid lung disease with rheumatoid arthritis of unspecified hip HCC RxHCC

6th M05.16 Rheumatoid lung disease with rheumatoid arthritis of knee

M05.161 Rheumatoid lung disease with rheumatoid arthritis of right knee HCC RxHCC

M05.162 Rheumatoid lung disease with rheumatoid arthritis of left knee HCC RxHCC

M05.169 Rheumatoid lung disease with rheumatoid arthritis of unspecified knee HCC RxHCC

6th M05.17 Rheumatoid lung disease with rheumatoid arthritis of ankle and foot

Rheumatoid lung disease with rheumatoid arthritis, tarsus, metatarsus and phalanges

M05.171 Rheumatoid lung disease with rheumatoid arthritis of right ankle and foot HCC RxHCC

M05.172 Rheumatoid lung disease with rheumatoid arthritis of left ankle and foot HCC RxHCC

M05.179 Rheumatoid lung disease with rheumatoid arthritis of unspecified ankle and foot HCC RxHCC

M05.19 Rheumatoid lung disease with rheumatoid arthritis of multiple sites HCC RxHCC

5th M05.2 Rheumatoid vasculitis with rheumatoid arthritis

M05.20 Rheumatoid vasculitis with rheumatoid arthritis of unspecified site HCC RxHCC

6th M05.21 Rheumatoid vasculitis with rheumatoid arthritis of shoulder

M05.211 Rheumatoid vasculitis with rheumatoid arthritis of right shoulder HCC RxHCC

M05.212 Rheumatoid vasculitis with rheumatoid arthritis of left shoulder HCC RxHCC

M05.219 Rheumatoid vasculitis with rheumatoid arthritis of unspecified shoulder HCC RxHCC

- M05.22 Rheumatoid vasculitis with rheumatoid arthritis of elbow
  - M05.221 Rheumatoid vasculitis with rheumatoid arthritis of right elbow HCC RxHCC
  - M05.222 Rheumatoid vasculitis with rheumatoid arthritis of left elbow HCC RxHCC
  - M05.229 Rheumatoid vasculitis with rheumatoid arthritis of unspecified elbow HCC RxHCC
- M05.23 Rheumatoid vasculitis with rheumatoid arthritis of wrist
  - Rheumatoid vasculitis with rheumatoid arthritis, carpal bones
  - M05.231 Rheumatoid vasculitis with rheumatoid arthritis of right wrist HCC RxHCC
  - M05.232 Rheumatoid vasculitis with rheumatoid arthritis of left wrist HCC RxHCC
  - M05.239 Rheumatoid vasculitis with rheumatoid arthritis of unspecified wrist HCC RxHCC
- M05.24 Rheumatoid vasculitis with rheumatoid arthritis of hand
  - Rheumatoid vasculitis with rheumatoid arthritis, metacarpus and phalanges
  - M05.241 Rheumatoid vasculitis with rheumatoid arthritis of right hand HCC RxHCC
  - M05.242 Rheumatoid vasculitis with rheumatoid arthritis of left hand HCC RxHCC
  - M05.249 Rheumatoid vasculitis with rheumatoid arthritis of unspecified hand HCC RxHCC
- M05.25 Rheumatoid vasculitis with rheumatoid arthritis of hip
  - M05.251 Rheumatoid vasculitis with rheumatoid arthritis of right hip HCC RxHCC
  - M05.252 Rheumatoid vasculitis with rheumatoid arthritis of left hip HCC RxHCC
  - M05.259 Rheumatoid vasculitis with rheumatoid arthritis of unspecified hip HCC RxHCC
- M05.26 Rheumatoid vasculitis with rheumatoid arthritis of knee
  - M05.261 Rheumatoid vasculitis with rheumatoid arthritis of right knee HCC RxHCC
  - M05.262 Rheumatoid vasculitis with rheumatoid arthritis of left knee HCC RxHCC
  - M05.269 Rheumatoid vasculitis with rheumatoid arthritis of unspecified knee HCC RxHCC
- M05.27 Rheumatoid vasculitis with rheumatoid arthritis of ankle and foot
  - Rheumatoid vasculitis with rheumatoid arthritis, tarsus, metatarsus and phalanges
  - M05.271 Rheumatoid vasculitis with rheumatoid arthritis of right ankle and foot HCC RxHCC
  - M05.272 Rheumatoid vasculitis with rheumatoid arthritis of left ankle and foot HCC RxHCC
  - M05.279 Rheumatoid vasculitis with rheumatoid arthritis of unspecified ankle and foot HCC RxHCC
- M05.29 Rheumatoid vasculitis with rheumatoid arthritis of multiple sites HCC RxHCC

5th M05.3 Rheumatoid heart disease with rheumatoid arthritis

Rheumatoid carditis
Rheumatoid endocarditis
Rheumatoid myocarditis
Rheumatoid pericarditis

M05.30 Rheumatoid heart disease with rheumatoid arthritis of unspecified site HCC RxHCC

6th M05.31 Rheumatoid heart disease with rheumatoid arthritis of shoulder

M05.311 Rheumatoid heart disease with rheumatoid arthritis of right shoulder HCC RxHCC
M05.312 Rheumatoid heart disease with rheumatoid arthritis of left shoulder HCC RxHCC
M05.319 Rheumatoid heart disease with rheumatoid arthritis of unspecified shoulder HCC RxHCC

6th M05.32 Rheumatoid heart disease with rheumatoid arthritis of elbow

M05.321 Rheumatoid heart disease with rheumatoid arthritis of right elbow HCC RxHCC
M05.322 Rheumatoid heart disease with rheumatoid arthritis of left elbow HCC RxHCC
M05.329 Rheumatoid heart disease with rheumatoid arthritis of unspecified elbow HCC RxHCC

6th M05.33 Rheumatoid heart disease with rheumatoid arthritis of wrist

Rheumatoid heart disease with rheumatoid arthritis, carpal bones

M05.331 Rheumatoid heart disease with rheumatoid arthritis of right wrist HCC RxHCC
M05.332 Rheumatoid heart disease with rheumatoid arthritis of left wrist HCC RxHCC
M05.339 Rheumatoid heart disease with rheumatoid arthritis of unspecified wrist HCC RxHCC

6th M05.34 Rheumatoid heart disease with rheumatoid arthritis of hand

Rheumatoid heart disease with rheumatoid arthritis, metacarpus and phalanges

M05.341 Rheumatoid heart disease with rheumatoid arthritis of right hand HCC RxHCC
M05.342 Rheumatoid heart disease with rheumatoid arthritis of left hand HCC RxHCC
M05.349 Rheumatoid heart disease with rheumatoid arthritis of unspecified hand HCC RxHCC

6th M05.35 Rheumatoid heart disease with rheumatoid arthritis of hip

M05.351 Rheumatoid heart disease with rheumatoid arthritis of right hip HCC RxHCC
M05.352 Rheumatoid heart disease with rheumatoid arthritis of left hip HCC RxHCC
M05.359 Rheumatoid heart disease with rheumatoid arthritis of unspecified hip HCC RxHCC

6th M05.36 Rheumatoid heart disease with rheumatoid arthritis of knee
- M05.361 Rheumatoid heart disease with rheumatoid arthritis of right knee HCC RxHCC
- M05.362 Rheumatoid heart disease with rheumatoid arthritis of left knee HCC RxHCC
- M05.369 Rheumatoid heart disease with rheumatoid arthritis of unspecified knee HCC RxHCC

6th M05.37 Rheumatoid heart disease with rheumatoid arthritis of ankle and foot

Rheumatoid heart disease with rheumatoid arthritis, tarsus, metatarsus and phalanges
- M05.371 Rheumatoid heart disease with rheumatoid arthritis of right ankle and foot HCC RxHCC
- M05.372 Rheumatoid heart disease with rheumatoid arthritis of left ankle and foot HCC RxHCC
- M05.379 Rheumatoid heart disease with rheumatoid arthritis of unspecified ankle and foot HCC RxHCC

M05.39 Rheumatoid heart disease with rheumatoid arthritis of multiple sites HCC RxHCC

5th M05.4 Rheumatoid myopathy with rheumatoid arthritis
- M05.40 Rheumatoid myopathy with rheumatoid arthritis of unspecified site CC HCC RxHCC CC/MCC Ex6

6th M05.41 Rheumatoid myopathy with rheumatoid arthritis of shoulder
- M05.411 Rheumatoid myopathy with rheumatoid arthritis of right shoulder CC HCC RxHCC CC/MCC Ex6
- M05.412 Rheumatoid myopathy with rheumatoid arthritis of left shoulder CC HCC RxHCC CC/MCC Ex6
- M05.419 Rheumatoid myopathy with rheumatoid arthritis of unspecified shoulder CC HCC RxHCC CC/MCC Ex6

6th M05.42 Rheumatoid myopathy with rheumatoid arthritis of elbow
- M05.421 Rheumatoid myopathy with rheumatoid arthritis of right elbow CC HCC RxHCC CC/MCC Ex6
- M05.422 Rheumatoid myopathy with rheumatoid arthritis of left elbow CC HCC RxHCC CC/MCC Ex6
- M05.429 Rheumatoid myopathy with rheumatoid arthritis of unspecified elbow CC HCC RxHCC CC/MCC Ex6

6th M05.43 Rheumatoid myopathy with rheumatoid arthritis of wrist

Rheumatoid myopathy with rheumatoid arthritis, carpal bones
- M05.431 Rheumatoid myopathy with rheumatoid arthritis of right wrist CC HCC RxHCC CC/MCC Ex6
- M05.432 Rheumatoid myopathy with rheumatoid arthritis of left wrist CC HCC RxHCC CC/MCC Ex6
- M05.439 Rheumatoid myopathy with rheumatoid arthritis of unspecified wrist CC HCC RxHCC CC/MCC Ex6

6th M05.44 Rheumatoid myopathy with rheumatoid arthritis of hand

Rheumatoid myopathy with rheumatoid arthritis, metacarpus and phalanges

M05.441 Rheumatoid myopathy with rheumatoid arthritis of right hand CC HCC RxHCC CC/MCC Exc

M05.442 Rheumatoid myopathy with rheumatoid arthritis of left hand CC HCC RxHCC CC/MCC Exc

M05.449 Rheumatoid myopathy with rheumatoid arthritis of unspecified hand CC HCC RxHCC CC/MCC Exc

6th M05.45 Rheumatoid myopathy with rheumatoid arthritis of hip

M05.451 Rheumatoid myopathy with rheumatoid arthritis of right hip CC HCC RxHCC CC/MCC Exc

M05.452 Rheumatoid myopathy with rheumatoid arthritis of left hip CC HCC RxHCC CC/MCC Exc

M05.459 Rheumatoid myopathy with rheumatoid arthritis of unspecified hip CC HCC RxHCC CC/MCC Exc

6th M05.46 Rheumatoid myopathy with rheumatoid arthritis of knee

M05.461 Rheumatoid myopathy with rheumatoid arthritis of right knee CC HCC RxHCC CC/MCC Exc

M05.462 Rheumatoid myopathy with rheumatoid arthritis of left knee CC HCC RxHCC CC/MCC Exc

M05.469 Rheumatoid myopathy with rheumatoid arthritis of unspecified knee CC HCC RxHCC CC/MCC Exc

6th M05.47 Rheumatoid myopathy with rheumatoid arthritis of ankle and foot

Rheumatoid myopathy with rheumatoid arthritis, tarsus, metatarsus and phalanges

M05.471 Rheumatoid myopathy with rheumatoid arthritis of right ankle and foot CC HCC RxHCC CC/MCC Exc

M05.472 Rheumatoid myopathy with rheumatoid arthritis of left ankle and foot CC HCC RxHCC CC/MCC Exc

M05.479 Rheumatoid myopathy with rheumatoid arthritis of unspecified ankle and foot CC HCC RxHCC CC/MCC Exc

M05.49 Rheumatoid myopathy with rheumatoid arthritis of multiple sites CC HCC RxHCC CC/MCC Exc

5th M05.5 Rheumatoid polyneuropathy with rheumatoid arthritis

M05.50 Rheumatoid polyneuropathy with rheumatoid arthritis of unspecified site HCC RxHCC CC/MCC Exc

6th M05.51 Rheumatoid polyneuropathy with rheumatoid arthritis of shoulder

M05.511 Rheumatoid polyneuropathy with rheumatoid arthritis of right shoulder HCC RxHCC CC/MCC Exc

M05.512 Rheumatoid polyneuropathy with rheumatoid arthritis of left shoulder HCC RxHCC CC/MCC Exc

M05.519 Rheumatoid polyneuropathy with rheumatoid arthritis of unspecified shoulder HCC RxHCC CC/MCC Exc

6th M05.52 Rheumatoid polyneuropathy with rheumatoid arthritis of elbow

M05.521 Rheumatoid polyneuropathy with rheumatoid arthritis of right elbow HCC RxHCC CC/MCC Exc

M05.522 Rheumatoid polyneuropathy with rheumatoid arthritis of left elbow HCC RxHCC CC/MCC Exc

M05.529 Rheumatoid polyneuropathy with rheumatoid arthritis of unspecified elbow HCC RxHCC CC/MCC Exc

6th M05.53 Rheumatoid polyneuropathy with rheumatoid arthritis of wrist

Rheumatoid polyneuropathy with rheumatoid arthritis, carpal bones

M05.531 Rheumatoid polyneuropathy with rheumatoid arthritis of right wrist HCC RxHCC CC/MCC Ex0

M05.532 Rheumatoid polyneuropathy with rheumatoid arthritis of left wrist HCC RxHCC CC/MCC Ex0

M05.539 Rheumatoid polyneuropathy with rheumatoid arthritis of unspecified wrist HCC RxHCC CC/MCC Ex0

6th M05.54 Rheumatoid polyneuropathy with rheumatoid arthritis of hand

Rheumatoid polyneuropathy with rheumatoid arthritis, metacarpus and phalanges

M05.541 Rheumatoid polyneuropathy with rheumatoid arthritis of right hand HCC RxHCC CC/MCC Ex0

M05.542 Rheumatoid polyneuropathy with rheumatoid arthritis of left hand HCC RxHCC CC/MCC Ex0

M05.549 Rheumatoid polyneuropathy with rheumatoid arthritis of unspecified hand HCC RxHCC CC/MCC Ex0

6th M05.55 Rheumatoid polyneuropathy with rheumatoid arthritis of hip

M05.551 Rheumatoid polyneuropathy with rheumatoid arthritis of right hip HCC RxHCC CC/MCC Ex0

M05.552 Rheumatoid polyneuropathy with rheumatoid arthritis of left hip HCC RxHCC CC/MCC Ex0

M05.559 Rheumatoid polyneuropathy with rheumatoid arthritis of unspecified hip HCC RxHCC CC/MCC Ex0

6th M05.56 Rheumatoid polyneuropathy with rheumatoid arthritis of knee

M05.561 Rheumatoid polyneuropathy with rheumatoid arthritis of right knee HCC RxHCC CC/MCC Ex0

M05.562 Rheumatoid polyneuropathy with rheumatoid arthritis of left knee HCC RxHCC CC/MCC Ex0

M05.569 Rheumatoid polyneuropathy with rheumatoid arthritis of unspecified knee HCC RxHCC CC/MCC Ex0

6th M05.57 Rheumatoid polyneuropathy with rheumatoid arthritis of ankle and foot

Rheumatoid polyneuropathy with rheumatoid arthritis, tarsus, metatarsus and phalanges

M05.571 Rheumatoid polyneuropathy with rheumatoid arthritis of right ankle and foot HCC RxHCC CC/MCC Ex0

M05.572 Rheumatoid polyneuropathy with rheumatoid arthritis of left ankle and foot HCC RxHCC CC/MCC Ex0

M05.579 Rheumatoid polyneuropathy with rheumatoid arthritis of unspecified ankle and foot HCC RxHCC CC/MCC Ex0

M05.59 Rheumatoid polyneuropathy with rheumatoid arthritis of multiple sites HCC RxHCC CC/MCC Ex0

- 5th M05.6 Rheumatoid arthritis with involvement of other organs and systems
  - M05.60 Rheumatoid arthritis of unspecified site with involvement of other organs and systems HCC RxHCC
  - 6th M05.61 Rheumatoid arthritis of shoulder with involvement of other organs and systems
    - M05.611 Rheumatoid arthritis of right shoulder with involvement of other organs and systems HCC RxHCC
    - M05.612 Rheumatoid arthritis of left shoulder with involvement of other organs and systems HCC RxHCC
    - M05.619 Rheumatoid arthritis of unspecified shoulder with involvement of other organs and systems HCC RxHCC
  - 6th M05.62 Rheumatoid arthritis of elbow with involvement of other organs and systems
    - M05.621 Rheumatoid arthritis of right elbow with involvement of other organs and systems HCC RxHCC
    - M05.622 Rheumatoid arthritis of left elbow with involvement of other organs and systems HCC RxHCC
    - M05.629 Rheumatoid arthritis of unspecified elbow with involvement of other organs and systems HCC RxHCC
  - 6th M05.63 Rheumatoid arthritis of wrist with involvement of other organs and systems
    Rheumatoid arthritis of carpal bones with involvement of other organs and systems
    - M05.631 Rheumatoid arthritis of right wrist with involvement of other organs and systems HCC RxHCC
    - M05.632 Rheumatoid arthritis of left wrist with involvement of other organs and systems HCC RxHCC
    - M05.639 Rheumatoid arthritis of unspecified wrist with involvement of other organs and systems HCC RxHCC
  - 6th M05.64 Rheumatoid arthritis of hand with involvement of other organs and systems
    Rheumatoid arthritis of metacarpus and phalanges with involvement of other organs and systems
    - M05.641 Rheumatoid arthritis of right hand with involvement of other organs and systems HCC RxHCC
    - M05.642 Rheumatoid arthritis of left hand with involvement of other organs and systems HCC RxHCC
    - M05.649 Rheumatoid arthritis of unspecified hand with involvement of other organs and systems HCC RxHCC
  - 6th M05.65 Rheumatoid arthritis of hip with involvement of other organs and systems
    - M05.651 Rheumatoid arthritis of right hip with involvement of other organs and systems HCC RxHCC
    - M05.652 Rheumatoid arthritis of left hip with involvement of other organs and systems HCC RxHCC
    - M05.659 Rheumatoid arthritis of unspecified hip with involvement of other organs and systems HCC RxHCC
  - 6th M05.66 Rheumatoid arthritis of knee with involvement of other organs and systems
    - M05.661 Rheumatoid arthritis of right knee with involvement of other organs and systems HCC RxHCC
    - M05.662 Rheumatoid arthritis of left knee with involvement of other organs and systems HCC RxHCC
    - M05.669 Rheumatoid arthritis of unspecified knee with involvement of other organs and systems HCC RxHCC

6th M05.67 Rheumatoid arthritis of ankle and foot with involvement of other organs and systems

Rheumatoid arthritis of tarsus, metatarsus and phalanges with involvement of other organs and systems

M05.671 Rheumatoid arthritis of right ankle and foot with involvement of other organs and systems HCC RxHCC

M05.672 Rheumatoid arthritis of left ankle and foot with involvement of other organs and systems HCC RxHCC

M05.679 Rheumatoid arthritis of unspecified ankle and foot with involvement of other organs and systems HCC RxHCC

M05.69 Rheumatoid arthritis of multiple sites with involvement of other organs and systems HCC RxHCC

5th M05.7 Rheumatoid arthritis with rheumatoid factor without organ or systems involvement

M05.70 Rheumatoid arthritis with rheumatoid factor of unspecified site without organ or systems involvement HCC RxHCC CC/MCC Ex0

6th M05.71 Rheumatoid arthritis with rheumatoid factor of shoulder without organ or systems involvement

M05.711 Rheumatoid arthritis with rheumatoid factor of right shoulder without organ or systems involvement HCC RxHCC CC/MCC Ex0

M05.712 Rheumatoid arthritis with rheumatoid factor of left shoulder without organ or systems involvement HCC RxHCC CC/MCC Ex0

M05.719 Rheumatoid arthritis with rheumatoid factor of unspecified shoulder without organ or systems involvement HCC RxHCC CC/MCC Ex0

6th M05.72 Rheumatoid arthritis with rheumatoid factor of elbow without organ or systems involvement

M05.721 Rheumatoid arthritis with rheumatoid factor of right elbow without organ or systems involvement HCC RxHCC CC/MCC Ex0

M05.722 Rheumatoid arthritis with rheumatoid factor of left elbow without organ or systems involvement HCC RxHCC CC/MCC Ex0

M05.729 Rheumatoid arthritis with rheumatoid factor of unspecified elbow without organ or systems involvement HCC RxHCC CC/MCC Ex0

6th M05.73 Rheumatoid arthritis with rheumatoid factor of wrist without organ or systems involvement

M05.731 Rheumatoid arthritis with rheumatoid factor of right wrist without organ or systems involvement HCC RxHCC CC/MCC Ex0

M05.732 Rheumatoid arthritis with rheumatoid factor of left wrist without organ or systems involvement HCC RxHCC CC/MCC Ex0

M05.739 Rheumatoid arthritis with rheumatoid factor of unspecified wrist without organ or systems involvement HCC RxHCC CC/MCC Ex0

6th M05.74 Rheumatoid arthritis with rheumatoid factor of hand without organ or systems involvement

M05.741 Rheumatoid arthritis with rheumatoid factor of right hand without organ or systems involvement HCC RxHCC CC/MCC Ex0

M05.742 Rheumatoid arthritis with rheumatoid factor of left hand without organ or systems involvement HCC RxHCC CC/MCC Ex0

M05.749 Rheumatoid arthritis with rheumatoid factor of unspecified hand without organ or systems involvement HCC RxHCC CC/MCC Ex0

6th M05.75 Rheumatoid arthritis with rheumatoid factor of hip without organ or systems involvement

M05.751 Rheumatoid arthritis with rheumatoid factor of right hip without organ or systems involvement HCC RxHCC CC/MCC Ex0

M05.752 Rheumatoid arthritis with rheumatoid factor of left hip without organ or systems involvement HCC RxHCC CC/MCC Ex0

M05.759 Rheumatoid arthritis with rheumatoid factor of unspecified hip without organ or systems involvement HCC RxHCC CC/MCC Ex0

- M05.76 Rheumatoid arthritis with rheumatoid factor of knee without organ or systems involvement
  - M05.761 Rheumatoid arthritis with rheumatoid factor of right knee without organ or systems involvement HCC RxHCC CC/MCC Exp
  - M05.762 Rheumatoid arthritis with rheumatoid factor of left knee without organ or systems involvement HCC RxHCC CC/MCC Exp
  - M05.769 Rheumatoid arthritis with rheumatoid factor of unspecified knee without organ or systems involvement HCC RxHCC CC/MCC Exp
- M05.77 Rheumatoid arthritis with rheumatoid factor of ankle and foot without organ or systems involvement
  - M05.771 Rheumatoid arthritis with rheumatoid factor of right ankle and foot without organ or systems involvement HCC RxHCC CC/MCC Exp
  - M05.772 Rheumatoid arthritis with rheumatoid factor of left ankle and foot without organ or systems involvement HCC RxHCC CC/MCC Exp
  - M05.779 Rheumatoid arthritis with rheumatoid factor of unspecified ankle and foot without organ or systems involvement HCC RxHCC CC/MCC Exp
- M05.79 Rheumatoid arthritis with rheumatoid factor of multiple sites without organ or systems involvement HCC RxHCC CC/MCC Exp
- M05.7A Rheumatoid arthritis with rheumatoid factor of other specified site without organ or systems involvement HCC RxHCC CC/MCC Exp

- M05.8 Other rheumatoid arthritis with rheumatoid factor
  - M05.80 Other rheumatoid arthritis with rheumatoid factor of unspecified site HCC RxHCC CC/MCC Exp
- M05.81 Other rheumatoid arthritis with rheumatoid factor of shoulder
  - M05.811 Other rheumatoid arthritis with rheumatoid factor of right shoulder HCC RxHCC CC/MCC Exp
  - M05.812 Other rheumatoid arthritis with rheumatoid factor of left shoulder HCC RxHCC CC/MCC Exp
  - M05.819 Other rheumatoid arthritis with rheumatoid factor of unspecified shoulder HCC RxHCC CC/MCC Exp
- M05.82 Other rheumatoid arthritis with rheumatoid factor of elbow
  - M05.821 Other rheumatoid arthritis with rheumatoid factor of right elbow HCC RxHCC CC/MCC Exp
  - M05.822 Other rheumatoid arthritis with rheumatoid factor of left elbow HCC RxHCC CC/MCC Exp
  - M05.829 Other rheumatoid arthritis with rheumatoid factor of unspecified elbow HCC RxHCC CC/MCC Exp
- M05.83 Other rheumatoid arthritis with rheumatoid factor of wrist
  - M05.831 Other rheumatoid arthritis with rheumatoid factor of right wrist HCC RxHCC CC/MCC Exp
  - M05.832 Other rheumatoid arthritis with rheumatoid factor of left wrist HCC RxHCC CC/MCC Exp
  - M05.839 Other rheumatoid arthritis with rheumatoid factor of unspecified wrist HCC RxHCC CC/MCC Exp
- M05.84 Other rheumatoid arthritis with rheumatoid factor of hand
  - M05.841 Other rheumatoid arthritis with rheumatoid factor of right hand HCC RxHCC CC/MCC Exp
  - M05.842 Other rheumatoid arthritis with rheumatoid factor of left hand HCC RxHCC CC/MCC Exp
  - M05.849 Other rheumatoid arthritis with rheumatoid factor of unspecified hand HCC RxHCC CC/MCC Exp

- M05.85 Other rheumatoid arthritis with rheumatoid factor of hip
  - M05.851 Other rheumatoid arthritis with rheumatoid factor of right hip HCC RxHCC CC/MCC Exc
  - M05.852 Other rheumatoid arthritis with rheumatoid factor of left hip HCC RxHCC CC/MCC Exc
  - M05.859 Other rheumatoid arthritis with rheumatoid factor of unspecified hip HCC RxHCC CC/MCC Exc
- M05.86 Other rheumatoid arthritis with rheumatoid factor of knee
  - M05.861 Other rheumatoid arthritis with rheumatoid factor of right knee HCC RxHCC CC/MCC Exc
  - M05.862 Other rheumatoid arthritis with rheumatoid factor of left knee HCC RxHCC CC/MCC Exc
  - M05.869 Other rheumatoid arthritis with rheumatoid factor of unspecified knee HCC RxHCC CC/MCC Exc
- M05.87 Other rheumatoid arthritis with rheumatoid factor of ankle and foot
  - M05.871 Other rheumatoid arthritis with rheumatoid factor of right ankle and foot HCC RxHCC CC/MCC Exc
  - M05.872 Other rheumatoid arthritis with rheumatoid factor of left ankle and foot HCC RxHCC CC/MCC Exc
  - M05.879 Other rheumatoid arthritis with rheumatoid factor of unspecified ankle and foot HCC RxHCC CC/MCC Exc
- M05.89 Other rheumatoid arthritis with rheumatoid factor of multiple sites HCC RxHCC CC/MCC Exc
- M05.8A Other rheumatoid arthritis with rheumatoid factor of other specified site HCC RxHCC CC/MCC Exc

M05.9 Rheumatoid arthritis with rheumatoid factor, unspecified HCC RxHCC CC/MCC Exc

● M05.A Abnormal rheumatoid factor and anti-citrullinated protein antibody with rheumatoid arthritis CC/MCC Exc

*Code first rheumatoid arthritis with rheumatoid factor by site, if known (M05.00 to M05.8A)

M06 Other rheumatoid arthritis

- M06.0 Rheumatoid arthritis without rheumatoid factor
  - M06.00 Rheumatoid arthritis without rheumatoid factor, unspecified site HCC RxHCC CC/MCC Exc
  - M06.01 Rheumatoid arthritis without rheumatoid factor, shoulder
    - M06.011 Rheumatoid arthritis without rheumatoid factor, right shoulder HCC RxHCC CC/MCC Exc
    - M06.012 Rheumatoid arthritis without rheumatoid factor, left shoulder HCC RxHCC CC/MCC Exc
    - M06.019 Rheumatoid arthritis without rheumatoid factor, unspecified shoulder HCC RxHCC CC/MCC Exc
  - M06.02 Rheumatoid arthritis without rheumatoid factor, elbow
    - M06.021 Rheumatoid arthritis without rheumatoid factor, right elbow HCC RxHCC CC/MCC Exc
    - M06.022 Rheumatoid arthritis without rheumatoid factor, left elbow HCC RxHCC CC/MCC Exc
    - M06.029 Rheumatoid arthritis without rheumatoid factor, unspecified elbow HCC RxHCC CC/MCC Exc

6th M06.03 Rheumatoid arthritis without rheumatoid factor, wrist
- M06.031 Rheumatoid arthritis without rheumatoid factor, right wrist HCC RxHCC CC/MCC Ex0
- M06.032 Rheumatoid arthritis without rheumatoid factor, left wrist HCC RxHCC CC/MCC Ex0
- M06.039 Rheumatoid arthritis without rheumatoid factor, unspecified wrist HCC RxHCC CC/MCC Ex0

6th M06.04 Rheumatoid arthritis without rheumatoid factor, hand
- M06.041 Rheumatoid arthritis without rheumatoid factor, right hand HCC RxHCC CC/MCC Ex0
- M06.042 Rheumatoid arthritis without rheumatoid factor, left hand HCC RxHCC CC/MCC Ex0
- M06.049 Rheumatoid arthritis without rheumatoid factor, unspecified hand HCC RxHCC CC/MCC Ex0

6th M06.05 Rheumatoid arthritis without rheumatoid factor, hip
- M06.051 Rheumatoid arthritis without rheumatoid factor, right hip HCC RxHCC CC/MCC Ex0
- M06.052 Rheumatoid arthritis without rheumatoid factor, left hip HCC RxHCC CC/MCC Ex0
- M06.059 Rheumatoid arthritis without rheumatoid factor, unspecified hip HCC RxHCC CC/MCC Ex0

6th M06.06 Rheumatoid arthritis without rheumatoid factor, knee
- M06.061 Rheumatoid arthritis without rheumatoid factor, right knee HCC RxHCC CC/MCC Ex0
- M06.062 Rheumatoid arthritis without rheumatoid factor, left knee HCC RxHCC CC/MCC Ex0
- M06.069 Rheumatoid arthritis without rheumatoid factor, unspecified knee HCC RxHCC CC/MCC Ex0

6th M06.07 Rheumatoid arthritis without rheumatoid factor, ankle and foot
- M06.071 Rheumatoid arthritis without rheumatoid factor, right ankle and foot HCC RxHCC CC/MCC Ex0
- M06.072 Rheumatoid arthritis without rheumatoid factor, left ankle and foot HCC RxHCC CC/MCC Ex0
- M06.079 Rheumatoid arthritis without rheumatoid factor, unspecified ankle and foot HCC RxHCC CC/MCC Ex0

M06.08 Rheumatoid arthritis without rheumatoid factor, vertebrae HCC RxHCC CC/MCC Ex0

M06.09 Rheumatoid arthritis without rheumatoid factor, multiple sites HCC RxHCC CC/MCC Ex0

M06.0A Rheumatoid arthritis without rheumatoid factor, other specified site HCC RxHCC CC/MCC Ex0

M06.1 Adult-onset Still's disease A HCC RxHCC

EXCLUDES1 *Still's disease NOS (M08.2-)*

- M06.2 Rheumatoid bursitis
  - M06.20 Rheumatoid bursitis, unspecified site HCC RxHCC CC/MCC Exp
  - M06.21 Rheumatoid bursitis, shoulder
    - M06.211 Rheumatoid bursitis, right shoulder HCC RxHCC CC/MCC Exp
    - M06.212 Rheumatoid bursitis, left shoulder HCC RxHCC CC/MCC Exp
    - M06.219 Rheumatoid bursitis, unspecified shoulder HCC RxHCC CC/MCC Exp
  - M06.22 Rheumatoid bursitis, elbow
    - M06.221 Rheumatoid bursitis, right elbow HCC RxHCC CC/MCC Exp
    - M06.222 Rheumatoid bursitis, left elbow HCC RxHCC CC/MCC Exp
    - M06.229 Rheumatoid bursitis, unspecified elbow HCC RxHCC CC/MCC Exp
  - M06.23 Rheumatoid bursitis, wrist
    - M06.231 Rheumatoid bursitis, right wrist HCC RxHCC CC/MCC Exp
    - M06.232 Rheumatoid bursitis, left wrist HCC RxHCC CC/MCC Exp
    - M06.239 Rheumatoid bursitis, unspecified wrist HCC RxHCC CC/MCC Exp
  - M06.24 Rheumatoid bursitis, hand
    - M06.241 Rheumatoid bursitis, right hand HCC RxHCC CC/MCC Exp
    - M06.242 Rheumatoid bursitis, left hand HCC RxHCC CC/MCC Exp
    - M06.249 Rheumatoid bursitis, unspecified hand HCC RxHCC CC/MCC Exp
  - M06.25 Rheumatoid bursitis, hip
    - M06.251 Rheumatoid bursitis, right hip HCC RxHCC CC/MCC Exp
    - M06.252 Rheumatoid bursitis, left hip HCC RxHCC CC/MCC Exp
    - M06.259 Rheumatoid bursitis, unspecified hip HCC RxHCC CC/MCC Exp
  - M06.26 Rheumatoid bursitis, knee
    - M06.261 Rheumatoid bursitis, right knee HCC RxHCC CC/MCC Exp
    - M06.262 Rheumatoid bursitis, left knee HCC RxHCC CC/MCC Exp
    - M06.269 Rheumatoid bursitis, unspecified knee HCC RxHCC CC/MCC Exp

- M06.27 Rheumatoid bursitis, ankle and foot
  - M06.271 Rheumatoid bursitis, right ankle and foot HCC RxHCC CC/MCC Exp
  - M06.272 Rheumatoid bursitis, left ankle and foot HCC RxHCC CC/MCC Exp
  - M06.279 Rheumatoid bursitis, unspecified ankle and foot HCC RxHCC CC/MCC Exp
- M06.28 Rheumatoid bursitis, vertebrae HCC RxHCC CC/MCC Exp
- M06.29 Rheumatoid bursitis, multiple sites HCC RxHCC CC/MCC Exp

5th M06.3 Rheumatoid nodule

- M06.30 Rheumatoid nodule, unspecified site HCC RxHCC CC/MCC Exp
- M06.31 Rheumatoid nodule, shoulder
  - M06.311 Rheumatoid nodule, right shoulder HCC RxHCC CC/MCC Exp
  - M06.312 Rheumatoid nodule, left shoulder HCC RxHCC CC/MCC Exp
  - M06.319 Rheumatoid nodule, unspecified shoulder HCC RxHCC CC/MCC Exp
- M06.32 Rheumatoid nodule, elbow
  - M06.321 Rheumatoid nodule, right elbow HCC RxHCC CC/MCC Exp
  - M06.322 Rheumatoid nodule, left elbow HCC RxHCC CC/MCC Exp
  - M06.329 Rheumatoid nodule, unspecified elbow HCC RxHCC CC/MCC Exp
- M06.33 Rheumatoid nodule, wrist
  - M06.331 Rheumatoid nodule, right wrist HCC RxHCC CC/MCC Exp
  - M06.332 Rheumatoid nodule, left wrist HCC RxHCC CC/MCC Exp
  - M06.339 Rheumatoid nodule, unspecified wrist HCC RxHCC CC/MCC Exp
- M06.34 Rheumatoid nodule, hand
  - M06.341 Rheumatoid nodule, right hand HCC RxHCC CC/MCC Exp
  - M06.342 Rheumatoid nodule, left hand HCC RxHCC CC/MCC Exp
  - M06.349 Rheumatoid nodule, unspecified hand HCC RxHCC CC/MCC Exp
- M06.35 Rheumatoid nodule, hip
  - M06.351 Rheumatoid nodule, right hip HCC RxHCC CC/MCC Exp
  - M06.352 Rheumatoid nodule, left hip HCC RxHCC CC/MCC Exp
  - M06.359 Rheumatoid nodule, unspecified hip HCC RxHCC CC/MCC Exp

6th M06.36 Rheumatoid nodule, knee
- M06.361 Rheumatoid nodule, right knee HCC RxHCC CC/MCC Ex0
- M06.362 Rheumatoid nodule, left knee HCC RxHCC CC/MCC Ex0
- M06.369 Rheumatoid nodule, unspecified knee HCC RxHCC CC/MCC Ex0

6th M06.37 Rheumatoid nodule, ankle and foot
- M06.371 Rheumatoid nodule, right ankle and foot HCC RxHCC CC/MCC Ex0
- M06.372 Rheumatoid nodule, left ankle and foot HCC RxHCC CC/MCC Ex0
- M06.379 Rheumatoid nodule, unspecified ankle and foot HCC RxHCC CC/MCC Ex0

M06.38 Rheumatoid nodule, vertebrae HCC RxHCC CC/MCC Ex0

M06.39 Rheumatoid nodule, multiple sites HCC RxHCC CC/MCC Ex0

M06.4 Inflammatory polyarthropathy HCC RxHCC

AHA: Q2 2025, Q1 2024

EXCLUDES1 *polyarthritis NOS (M13.0)*

5th M06.8 Other specified rheumatoid arthritis

M06.80 Other specified rheumatoid arthritis, unspecified site HCC RxHCC CC/MCC Ex0

6th M06.81 Other specified rheumatoid arthritis, shoulder
- M06.811 Other specified rheumatoid arthritis, right shoulder HCC RxHCC CC/MCC Ex0
- M06.812 Other specified rheumatoid arthritis, left shoulder HCC RxHCC CC/MCC Ex0
- M06.819 Other specified rheumatoid arthritis, unspecified shoulder HCC RxHCC CC/MCC Ex0

6th M06.82 Other specified rheumatoid arthritis, elbow
- M06.821 Other specified rheumatoid arthritis, right elbow HCC RxHCC CC/MCC Ex0
- M06.822 Other specified rheumatoid arthritis, left elbow HCC RxHCC CC/MCC Ex0
- M06.829 Other specified rheumatoid arthritis, unspecified elbow HCC RxHCC CC/MCC Ex0

6th M06.83 Other specified rheumatoid arthritis, wrist
- M06.831 Other specified rheumatoid arthritis, right wrist HCC RxHCC CC/MCC Ex0
- M06.832 Other specified rheumatoid arthritis, left wrist HCC RxHCC CC/MCC Ex0
- M06.839 Other specified rheumatoid arthritis, unspecified wrist HCC RxHCC CC/MCC Ex0

6th M06.84 Other specified rheumatoid arthritis, hand
- M06.841 Other specified rheumatoid arthritis, right hand HCC RxHCC CC/MCC Ex0
- M06.842 Other specified rheumatoid arthritis, left hand HCC RxHCC CC/MCC Ex0
- M06.849 Other specified rheumatoid arthritis, unspecified hand HCC RxHCC CC/MCC Ex0

6th M06.85 Other specified rheumatoid arthritis, hip
- M06.851 Other specified rheumatoid arthritis, right hip HCC RxHCC CC/MCC Ex0
- M06.852 Other specified rheumatoid arthritis, left hip HCC RxHCC CC/MCC Ex0
- M06.859 Other specified rheumatoid arthritis, unspecified hip HCC RxHCC CC/MCC Ex0

6th M06.86 Other specified rheumatoid arthritis, knee
- M06.861 Other specified rheumatoid arthritis, right knee HCC RxHCC CC/MCC Ex0
- M06.862 Other specified rheumatoid arthritis, left knee HCC RxHCC CC/MCC Ex0
- M06.869 Other specified rheumatoid arthritis, unspecified knee HCC RxHCC CC/MCC Ex0

6th M06.87 Other specified rheumatoid arthritis, ankle and foot
- M06.871 Other specified rheumatoid arthritis, right ankle and foot HCC RxHCC CC/MCC Ex0
- M06.872 Other specified rheumatoid arthritis, left ankle and foot HCC RxHCC CC/MCC Ex0
- M06.879 Other specified rheumatoid arthritis, unspecified ankle and foot HCC RxHCC CC/MCC Ex0

M06.88 Other specified rheumatoid arthritis, vertebrae HCC RxHCC CC/MCC Ex0

M06.89 Other specified rheumatoid arthritis, multiple sites HCC RxHCC CC/MCC Ex0

M06.8A Other specified rheumatoid arthritis, other specified site HCC RxHCC CC/MCC Ex0

M06.9 Rheumatoid arthritis, unspecified HCC RxHCC CC/MCC Ex0

AHA: Q1 2024

4th M07 Enteropathic arthropathies

DEFINITION: Enteropathy is a form of chronic inflammatory arthritis commonly associated with ulcerative colitis and Crohn's disease.

Code also associated enteropathy, such as:
- regional enteritis [Crohn's disease] (K50.-)
- ulcerative colitis (K51.-)

EXCLUDES1 *psoriatic arthropathies (L40.5-)*

- M07.6 Enteropathic arthropathies
  - M07.60 Enteropathic arthropathies, unspecified site CC/MCC Ex0
  - M07.61 Enteropathic arthropathies, shoulder
    - M07.611 Enteropathic arthropathies, right shoulder CC/MCC Ex0
    - M07.612 Enteropathic arthropathies, left shoulder CC/MCC Ex0
    - M07.619 Enteropathic arthropathies, unspecified shoulder CC/MCC Ex0
  - M07.62 Enteropathic arthropathies, elbow
    - M07.621 Enteropathic arthropathies, right elbow CC/MCC Ex0
    - M07.622 Enteropathic arthropathies, left elbow CC/MCC Ex0
    - M07.629 Enteropathic arthropathies, unspecified elbow CC/MCC Ex0
  - M07.63 Enteropathic arthropathies, wrist
    - M07.631 Enteropathic arthropathies, right wrist CC/MCC Ex0
    - M07.632 Enteropathic arthropathies, left wrist CC/MCC Ex0
    - M07.639 Enteropathic arthropathies, unspecified wrist CC/MCC Ex0
  - M07.64 Enteropathic arthropathies, hand
    - M07.641 Enteropathic arthropathies, right hand CC/MCC Ex0
    - M07.642 Enteropathic arthropathies, left hand CC/MCC Ex0
    - M07.649 Enteropathic arthropathies, unspecified hand CC/MCC Ex0
  - M07.65 Enteropathic arthropathies, hip
    - M07.651 Enteropathic arthropathies, right hip CC/MCC Ex0
    - M07.652 Enteropathic arthropathies, left hip CC/MCC Ex0
    - M07.659 Enteropathic arthropathies, unspecified hip CC/MCC Ex0
  - M07.66 Enteropathic arthropathies, knee
    - M07.661 Enteropathic arthropathies, right knee CC/MCC Ex0
    - M07.662 Enteropathic arthropathies, left knee CC/MCC Ex0
    - M07.669 Enteropathic arthropathies, unspecified knee CC/MCC Ex0

6th M07.67 Enteropathic arthropathies, ankle and foot
M07.671 Enteropathic arthropathies, right ankle and foot CC/MCC Ex0
M07.672 Enteropathic arthropathies, left ankle and foot CC/MCC Ex0
M07.679 Enteropathic arthropathies, unspecified ankle and foot CC/MCC Ex0
M07.68 Enteropathic arthropathies, vertebrae CC/MCC Ex0
M07.69 Enteropathic arthropathies, multiple sites CC/MCC Ex0

4th M08 Juvenile arthritis
Code also any associated underlying condition, such as:
regional enteritis [Crohn's disease] (K50.-)
ulcerative colitis (K51.-)
EXCLUDES1 *arthropathy in Whipple's disease (M14.8)*
Felty's syndrome (M05.0)
juvenile dermatomyositis (M33.0-)
psoriatic juvenile arthropathy (L40.54)

5th M08.0 Unspecified juvenile rheumatoid arthritis
Juvenile rheumatoid arthritis with or without rheumatoid factor
M08.00 Unspecified juvenile rheumatoid arthritis of unspecified site HCC RxHCC
6th M08.01 Unspecified juvenile rheumatoid arthritis, shoulder
M08.011 Unspecified juvenile rheumatoid arthritis, right shoulder HCC RxHCC
M08.012 Unspecified juvenile rheumatoid arthritis, left shoulder HCC RxHCC
M08.019 Unspecified juvenile rheumatoid arthritis, unspecified shoulder HCC RxHCC
6th M08.02 Unspecified juvenile rheumatoid arthritis of elbow
M08.021 Unspecified juvenile rheumatoid arthritis, right elbow HCC RxHCC
M08.022 Unspecified juvenile rheumatoid arthritis, left elbow HCC RxHCC
M08.029 Unspecified juvenile rheumatoid arthritis, unspecified elbow HCC RxHCC
6th M08.03 Unspecified juvenile rheumatoid arthritis, wrist
M08.031 Unspecified juvenile rheumatoid arthritis, right wrist HCC RxHCC
M08.032 Unspecified juvenile rheumatoid arthritis, left wrist HCC RxHCC
M08.039 Unspecified juvenile rheumatoid arthritis, unspecified wrist HCC RxHCC

6th M08.04 Unspecified juvenile rheumatoid arthritis, hand
- M08.041 Unspecified juvenile rheumatoid arthritis, right hand HCC RxHCC
- M08.042 Unspecified juvenile rheumatoid arthritis, left hand HCC RxHCC
- M08.049 Unspecified juvenile rheumatoid arthritis, unspecified hand HCC RxHCC

6th M08.05 Unspecified juvenile rheumatoid arthritis, hip
- M08.051 Unspecified juvenile rheumatoid arthritis, right hip HCC RxHCC
- M08.052 Unspecified juvenile rheumatoid arthritis, left hip HCC RxHCC
- M08.059 Unspecified juvenile rheumatoid arthritis, unspecified hip HCC RxHCC

6th M08.06 Unspecified juvenile rheumatoid arthritis, knee
- M08.061 Unspecified juvenile rheumatoid arthritis, right knee HCC RxHCC
- M08.062 Unspecified juvenile rheumatoid arthritis, left knee HCC RxHCC
- M08.069 Unspecified juvenile rheumatoid arthritis, unspecified knee HCC RxHCC

6th M08.07 Unspecified juvenile rheumatoid arthritis, ankle and foot
- M08.071 Unspecified juvenile rheumatoid arthritis, right ankle and foot HCC RxHCC
- M08.072 Unspecified juvenile rheumatoid arthritis, left ankle and foot HCC RxHCC
- M08.079 Unspecified juvenile rheumatoid arthritis, unspecified ankle and foot HCC RxHCC

M08.08 Unspecified juvenile rheumatoid arthritis, vertebrae HCC RxHCC

M08.09 Unspecified juvenile rheumatoid arthritis, multiple sites HCC RxHCC

M08.0A Unspecified juvenile rheumatoid arthritis, other specified site HCC RxHCC

M08.1 Juvenile ankylosing spondylitis HCC RxHCC

EXCLUDES1 *ankylosing spondylitis in adults (M45.0-)*

5th M08.2 Juvenile rheumatoid arthritis with systemic onset

Still's disease NOS

EXCLUDES1 *adult-onset Still's disease (M06.1-)*

M08.20 Juvenile rheumatoid arthritis with systemic onset, unspecified site HCC RxHCC

- M08.21 Juvenile rheumatoid arthritis with systemic onset, shoulder
  - M08.211 Juvenile rheumatoid arthritis with systemic onset, right shoulder HCC RxHCC
  - M08.212 Juvenile rheumatoid arthritis with systemic onset, left shoulder HCC RxHCC
  - M08.219 Juvenile rheumatoid arthritis with systemic onset, unspecified shoulder HCC RxHCC
- M08.22 Juvenile rheumatoid arthritis with systemic onset, elbow
  - M08.221 Juvenile rheumatoid arthritis with systemic onset, right elbow HCC RxHCC
  - M08.222 Juvenile rheumatoid arthritis with systemic onset, left elbow HCC RxHCC
  - M08.229 Juvenile rheumatoid arthritis with systemic onset, unspecified elbow HCC RxHCC
- M08.23 Juvenile rheumatoid arthritis with systemic onset, wrist
  - M08.231 Juvenile rheumatoid arthritis with systemic onset, right wrist HCC RxHCC
  - M08.232 Juvenile rheumatoid arthritis with systemic onset, left wrist HCC RxHCC
  - M08.239 Juvenile rheumatoid arthritis with systemic onset, unspecified wrist HCC RxHCC
- M08.24 Juvenile rheumatoid arthritis with systemic onset, hand
  - M08.241 Juvenile rheumatoid arthritis with systemic onset, right hand HCC RxHCC
  - M08.242 Juvenile rheumatoid arthritis with systemic onset, left hand HCC RxHCC
  - M08.249 Juvenile rheumatoid arthritis with systemic onset, unspecified hand HCC RxHCC
- M08.25 Juvenile rheumatoid arthritis with systemic onset, hip
  - M08.251 Juvenile rheumatoid arthritis with systemic onset, right hip HCC RxHCC
  - M08.252 Juvenile rheumatoid arthritis with systemic onset, left hip HCC RxHCC
  - M08.259 Juvenile rheumatoid arthritis with systemic onset, unspecified hip HCC RxHCC
- M08.26 Juvenile rheumatoid arthritis with systemic onset, knee
  - M08.261 Juvenile rheumatoid arthritis with systemic onset, right knee HCC RxHCC
  - M08.262 Juvenile rheumatoid arthritis with systemic onset, left knee HCC RxHCC
  - M08.269 Juvenile rheumatoid arthritis with systemic onset, unspecified knee HCC RxHCC

- M08.27 Juvenile rheumatoid arthritis with systemic onset, ankle and foot
  - M08.271 Juvenile rheumatoid arthritis with systemic onset, right ankle and foot HCC RxHCC
  - M08.272 Juvenile rheumatoid arthritis with systemic onset, left ankle and foot HCC RxHCC
  - M08.279 Juvenile rheumatoid arthritis with systemic onset, unspecified ankle and foot HCC RxHCC
- M08.28 Juvenile rheumatoid arthritis with systemic onset, vertebrae HCC RxHCC
- M08.29 Juvenile rheumatoid arthritis with systemic onset, multiple sites HCC RxHCC
- M08.2A Juvenile rheumatoid arthritis with systemic onset, other specified site HCC RxHCC

M08.3 Juvenile rheumatoid polyarthritis (seronegative) HCC RxHCC

M08.4 Pauciarticular juvenile rheumatoid arthritis

- M08.40 Pauciarticular juvenile rheumatoid arthritis, unspecified site HCC RxHCC
- M08.41 Pauciarticular juvenile rheumatoid arthritis, shoulder
  - M08.411 Pauciarticular juvenile rheumatoid arthritis, right shoulder HCC RxHCC
  - M08.412 Pauciarticular juvenile rheumatoid arthritis, left shoulder HCC RxHCC
  - M08.419 Pauciarticular juvenile rheumatoid arthritis, unspecified shoulder HCC RxHCC
- M08.42 Pauciarticular juvenile rheumatoid arthritis, elbow
  - M08.421 Pauciarticular juvenile rheumatoid arthritis, right elbow HCC RxHCC
  - M08.422 Pauciarticular juvenile rheumatoid arthritis, left elbow HCC RxHCC
  - M08.429 Pauciarticular juvenile rheumatoid arthritis, unspecified elbow HCC RxHCC
- M08.43 Pauciarticular juvenile rheumatoid arthritis, wrist
  - M08.431 Pauciarticular juvenile rheumatoid arthritis, right wrist HCC RxHCC
  - M08.432 Pauciarticular juvenile rheumatoid arthritis, left wrist HCC RxHCC
  - M08.439 Pauciarticular juvenile rheumatoid arthritis, unspecified wrist HCC RxHCC
- M08.44 Pauciarticular juvenile rheumatoid arthritis, hand
  - M08.441 Pauciarticular juvenile rheumatoid arthritis, right hand HCC RxHCC
  - M08.442 Pauciarticular juvenile rheumatoid arthritis, left hand HCC RxHCC
  - M08.449 Pauciarticular juvenile rheumatoid arthritis, unspecified hand HCC RxHCC

- M08.45 Pauciarticular juvenile rheumatoid arthritis, hip
  - M08.451 Pauciarticular juvenile rheumatoid arthritis, right hip HCC RxHCC
  - M08.452 Pauciarticular juvenile rheumatoid arthritis, left hip HCC RxHCC
  - M08.459 Pauciarticular juvenile rheumatoid arthritis, unspecified hip HCC RxHCC
- M08.46 Pauciarticular juvenile rheumatoid arthritis, knee
  - M08.461 Pauciarticular juvenile rheumatoid arthritis, right knee HCC RxHCC
  - M08.462 Pauciarticular juvenile rheumatoid arthritis, left knee HCC RxHCC
  - M08.469 Pauciarticular juvenile rheumatoid arthritis, unspecified knee HCC RxHCC
- M08.47 Pauciarticular juvenile rheumatoid arthritis, ankle and foot
  - M08.471 Pauciarticular juvenile rheumatoid arthritis, right ankle and foot HCC RxHCC
  - M08.472 Pauciarticular juvenile rheumatoid arthritis, left ankle and foot HCC RxHCC
  - M08.479 Pauciarticular juvenile rheumatoid arthritis, unspecified ankle and foot HCC RxHCC
- M08.48 Pauciarticular juvenile rheumatoid arthritis, vertebrae HCC RxHCC
- M08.4A Pauciarticular juvenile rheumatoid arthritis, other specified site HCC RxHCC

M08.8 Other juvenile arthritis

- M08.80 Other juvenile arthritis, unspecified site HCC RxHCC
- M08.81 Other juvenile arthritis, shoulder
  - M08.811 Other juvenile arthritis, right shoulder HCC RxHCC
  - M08.812 Other juvenile arthritis, left shoulder HCC RxHCC
  - M08.819 Other juvenile arthritis, unspecified shoulder HCC RxHCC
- M08.82 Other juvenile arthritis, elbow
  - M08.821 Other juvenile arthritis, right elbow HCC RxHCC
  - M08.822 Other juvenile arthritis, left elbow HCC RxHCC
  - M08.829 Other juvenile arthritis, unspecified elbow HCC RxHCC
- M08.83 Other juvenile arthritis, wrist
  - M08.831 Other juvenile arthritis, right wrist HCC RxHCC
  - M08.832 Other juvenile arthritis, left wrist HCC RxHCC
  - M08.839 Other juvenile arthritis, unspecified wrist HCC RxHCC

6th M08.84 Other juvenile arthritis, hand
- M08.841 Other juvenile arthritis, right hand HCC RxHCC
- M08.842 Other juvenile arthritis, left hand HCC RxHCC
- M08.849 Other juvenile arthritis, unspecified hand HCC RxHCC

6th M08.85 Other juvenile arthritis, hip
- M08.851 Other juvenile arthritis, right hip HCC RxHCC
- M08.852 Other juvenile arthritis, left hip HCC RxHCC
- M08.859 Other juvenile arthritis, unspecified hip HCC RxHCC

6th M08.86 Other juvenile arthritis, knee
- M08.861 Other juvenile arthritis, right knee HCC RxHCC
- M08.862 Other juvenile arthritis, left knee HCC RxHCC
- M08.869 Other juvenile arthritis, unspecified knee HCC RxHCC

6th M08.87 Other juvenile arthritis, ankle and foot
- M08.871 Other juvenile arthritis, right ankle and foot HCC RxHCC
- M08.872 Other juvenile arthritis, left ankle and foot HCC RxHCC
- M08.879 Other juvenile arthritis, unspecified ankle and foot HCC RxHCC

M08.88 Other juvenile arthritis, other specified site HCC RxHCC

Other juvenile arthritis, vertebrae

M08.89 Other juvenile arthritis, multiple sites HCC RxHCC

5th M08.9 Juvenile arthritis, unspecified

EXCLUDES1 *juvenile rheumatoid arthritis, unspecified (M08.0-)*

M08.90 Juvenile arthritis, unspecified, unspecified site HCC RxHCC

6th M08.91 Juvenile arthritis, unspecified, shoulder
- M08.911 Juvenile arthritis, unspecified, right shoulder HCC RxHCC
- M08.912 Juvenile arthritis, unspecified, left shoulder HCC RxHCC
- M08.919 Juvenile arthritis, unspecified, unspecified shoulder HCC RxHCC

- M08.92 Juvenile arthritis, unspecified, elbow
  - M08.921 Juvenile arthritis, unspecified, right elbow HCC RxHCC
  - M08.922 Juvenile arthritis, unspecified, left elbow HCC RxHCC
  - M08.929 Juvenile arthritis, unspecified, unspecified elbow HCC RxHCC
- M08.93 Juvenile arthritis, unspecified, wrist
  - M08.931 Juvenile arthritis, unspecified, right wrist HCC RxHCC
  - M08.932 Juvenile arthritis, unspecified, left wrist HCC RxHCC
  - M08.939 Juvenile arthritis, unspecified, unspecified wrist HCC RxHCC
- M08.94 Juvenile arthritis, unspecified, hand
  - M08.941 Juvenile arthritis, unspecified, right hand HCC RxHCC
  - M08.942 Juvenile arthritis, unspecified, left hand HCC RxHCC
  - M08.949 Juvenile arthritis, unspecified, unspecified hand HCC RxHCC
- M08.95 Juvenile arthritis, unspecified, hip
  - M08.951 Juvenile arthritis, unspecified, right hip HCC RxHCC
  - M08.952 Juvenile arthritis, unspecified, left hip HCC RxHCC
  - M08.959 Juvenile arthritis, unspecified, unspecified hip HCC RxHCC
- M08.96 Juvenile arthritis, unspecified, knee
  - M08.961 Juvenile arthritis, unspecified, right knee HCC RxHCC
  - M08.962 Juvenile arthritis, unspecified, left knee HCC RxHCC
  - M08.969 Juvenile arthritis, unspecified, unspecified knee HCC RxHCC
- M08.97 Juvenile arthritis, unspecified, ankle and foot
  - M08.971 Juvenile arthritis, unspecified, right ankle and foot HCC RxHCC
  - M08.972 Juvenile arthritis, unspecified, left ankle and foot HCC RxHCC
  - M08.979 Juvenile arthritis, unspecified, unspecified ankle and foot HCC RxHCC
- M08.98 Juvenile arthritis, unspecified, vertebrae HCC RxHCC
- M08.99 Juvenile arthritis, unspecified, multiple sites HCC RxHCC
- M08.9A Juvenile arthritis, unspecified, other specified site HCC RxHCC

4th M1A Chronic gout

Use additional code to identify:

Autonomic neuropathy in diseases classified elsewhere (G99.0)

Calculus of urinary tract in diseases classified elsewhere (N22)

Cardiomyopathy in diseases classified elsewhere (I43)

Disorders of external ear in diseases classified elsewhere (H61.1-, H62.8-)

Disorders of iris and ciliary body in diseases classified elsewhere (H22)

Glomerular disorders in diseases classified elsewhere (N08)

EXCLUDES1 *gout NOS (M10.-)*

EXCLUDES2 *acute gout (M10.-)*

The appropriate 7th character is to be added to each code from category M1A

0 = without tophus (tophi)

1 = with tophus (tophi)

5th M1A.0 Idiopathic chronic gout

Chronic gouty bursitis

Primary chronic gout

7th M1A.00 Idiopathic chronic gout, unspecified site

6th M1A.01 Idiopathic chronic gout, shoulder

7th M1A.011 Idiopathic chronic gout, right shoulder

7th M1A.012 Idiopathic chronic gout, left shoulder

7th M1A.019 Idiopathic chronic gout, unspecified shoulder

6th M1A.02 Idiopathic chronic gout, elbow

7th M1A.021 Idiopathic chronic gout, right elbow

7th M1A.022 Idiopathic chronic gout, left elbow

7th M1A.029 Idiopathic chronic gout, unspecified elbow

- M1A.03 Idiopathic chronic gout, wrist
  - M1A.031 Idiopathic chronic gout, right wrist
  - M1A.032 Idiopathic chronic gout, left wrist
  - M1A.039 Idiopathic chronic gout, unspecified wrist
- M1A.04 Idiopathic chronic gout, hand
  - M1A.041 Idiopathic chronic gout, right hand
  - M1A.042 Idiopathic chronic gout, left hand
  - M1A.049 Idiopathic chronic gout, unspecified hand
- M1A.05 Idiopathic chronic gout, hip
  - M1A.051 Idiopathic chronic gout, right hip
  - M1A.052 Idiopathic chronic gout, left hip
  - M1A.059 Idiopathic chronic gout, unspecified hip
- M1A.06 Idiopathic chronic gout, knee
  - M1A.061 Idiopathic chronic gout, right knee
  - M1A.062 Idiopathic chronic gout, left knee
  - M1A.069 Idiopathic chronic gout, unspecified knee
- M1A.07 Idiopathic chronic gout, ankle and foot
  - M1A.071 Idiopathic chronic gout, right ankle and foot
  - M1A.072 Idiopathic chronic gout, left ankle and foot
  - M1A.079 Idiopathic chronic gout, unspecified ankle and foot
- M1A.08 Idiopathic chronic gout, vertebrae
- M1A.09 Idiopathic chronic gout, multiple sites

- M1A.1 Lead-induced chronic gout
  - Code first toxic effects of lead and its compounds (T56.0-)
  - M1A.10 Lead-induced chronic gout, unspecified site CC/MCC Ex0
  - M1A.11 Lead-induced chronic gout, shoulder
    - M1A.111 Lead-induced chronic gout, right shoulder CC/MCC Ex0
    - M1A.112 Lead-induced chronic gout, left shoulder CC/MCC Ex0
    - M1A.119 Lead-induced chronic gout, unspecified shoulder CC/MCC Ex0
  - M1A.12 Lead-induced chronic gout, elbow
    - M1A.121 Lead-induced chronic gout, right elbow CC/MCC Ex0
    - M1A.122 Lead-induced chronic gout, left elbow CC/MCC Ex0
    - M1A.129 Lead-induced chronic gout, unspecified elbow CC/MCC Ex0
  - M1A.13 Lead-induced chronic gout, wrist
    - M1A.131 Lead-induced chronic gout, right wrist CC/MCC Ex0
    - M1A.132 Lead-induced chronic gout, left wrist CC/MCC Ex0
    - M1A.139 Lead-induced chronic gout, unspecified wrist CC/MCC Ex0
  - M1A.14 Lead-induced chronic gout, hand
    - M1A.141 Lead-induced chronic gout, right hand CC/MCC Ex0
    - M1A.142 Lead-induced chronic gout, left hand CC/MCC Ex0
    - M1A.149 Lead-induced chronic gout, unspecified hand CC/MCC Ex0
  - M1A.15 Lead-induced chronic gout, hip
    - M1A.151 Lead-induced chronic gout, right hip CC/MCC Ex0
    - M1A.152 Lead-induced chronic gout, left hip CC/MCC Ex0
    - M1A.159 Lead-induced chronic gout, unspecified hip CC/MCC Ex0
  - M1A.16 Lead-induced chronic gout, knee
    - M1A.161 Lead-induced chronic gout, right knee CC/MCC Ex0
    - M1A.162 Lead-induced chronic gout, left knee CC/MCC Ex0
    - M1A.169 Lead-induced chronic gout, unspecified knee CC/MCC Ex0

- M1A.17 Lead-induced chronic gout, ankle and foot
  - M1A.171 Lead-induced chronic gout, right ankle and foot CC/MCC Ex0
  - M1A.172 Lead-induced chronic gout, left ankle and foot CC/MCC Ex0
  - M1A.179 Lead-induced chronic gout, unspecified ankle and foot CC/MCC Ex0
- M1A.18 Lead-induced chronic gout, vertebrae CC/MCC Ex0
- M1A.19 Lead-induced chronic gout, multiple sites CC/MCC Ex0

M1A.2 Drug-induced chronic gout

Use additional code for adverse effect, if applicable, to identify drug (T36-T50 with fifth or sixth character 5)

- M1A.20 Drug-induced chronic gout, unspecified site
- M1A.21 Drug-induced chronic gout, shoulder
  - M1A.211 Drug-induced chronic gout, right shoulder
  - M1A.212 Drug-induced chronic gout, left shoulder
  - M1A.219 Drug-induced chronic gout, unspecified shoulder
- M1A.22 Drug-induced chronic gout, elbow
  - M1A.221 Drug-induced chronic gout, right elbow
  - M1A.222 Drug-induced chronic gout, left elbow
  - M1A.229 Drug-induced chronic gout, unspecified elbow
- M1A.23 Drug-induced chronic gout, wrist
  - M1A.231 Drug-induced chronic gout, right wrist
  - M1A.232 Drug-induced chronic gout, left wrist
  - M1A.239 Drug-induced chronic gout, unspecified wrist
- M1A.24 Drug-induced chronic gout, hand
  - M1A.241 Drug-induced chronic gout, right hand
  - M1A.242 Drug-induced chronic gout, left hand
  - M1A.249 Drug-induced chronic gout, unspecified hand

- M1A.25 Drug-induced chronic gout, hip
  - M1A.251 Drug-induced chronic gout, right hip
  - M1A.252 Drug-induced chronic gout, left hip
  - M1A.259 Drug-induced chronic gout, unspecified hip
- M1A.26 Drug-induced chronic gout, knee
  - M1A.261 Drug-induced chronic gout, right knee
  - M1A.262 Drug-induced chronic gout, left knee
  - M1A.269 Drug-induced chronic gout, unspecified knee
- M1A.27 Drug-induced chronic gout, ankle and foot
  - M1A.271 Drug-induced chronic gout, right ankle and foot
  - M1A.272 Drug-induced chronic gout, left ankle and foot
  - M1A.279 Drug-induced chronic gout, unspecified ankle and foot
- M1A.28 Drug-induced chronic gout, vertebrae
- M1A.29 Drug-induced chronic gout, multiple sites

M1A.3 Chronic gout due to renal impairment

Code first associated renal disease

- M1A.30 Chronic gout due to renal impairment, unspecified site
- M1A.31 Chronic gout due to renal impairment, shoulder
  - M1A.311 Chronic gout due to renal impairment, right shoulder
  - M1A.312 Chronic gout due to renal impairment, left shoulder
  - M1A.319 Chronic gout due to renal impairment, unspecified shoulder
- M1A.32 Chronic gout due to renal impairment, elbow
  - M1A.321 Chronic gout due to renal impairment, right elbow
  - M1A.322 Chronic gout due to renal impairment, left elbow
  - M1A.329 Chronic gout due to renal impairment, unspecified elbow

- M1A.33 Chronic gout due to renal impairment, wrist
  - M1A.331 Chronic gout due to renal impairment, right wrist
  - M1A.332 Chronic gout due to renal impairment, left wrist
  - M1A.339 Chronic gout due to renal impairment, unspecified wrist
- M1A.34 Chronic gout due to renal impairment, hand
  - M1A.341 Chronic gout due to renal impairment, right hand
  - M1A.342 Chronic gout due to renal impairment, left hand
  - M1A.349 Chronic gout due to renal impairment, unspecified hand
- M1A.35 Chronic gout due to renal impairment, hip
  - M1A.351 Chronic gout due to renal impairment, right hip
  - M1A.352 Chronic gout due to renal impairment, left hip
  - M1A.359 Chronic gout due to renal impairment, unspecified hip
- M1A.36 Chronic gout due to renal impairment, knee
  - M1A.361 Chronic gout due to renal impairment, right knee
  - M1A.362 Chronic gout due to renal impairment, left knee
  - M1A.369 Chronic gout due to renal impairment, unspecified knee
- M1A.37 Chronic gout due to renal impairment, ankle and foot
  - M1A.371 Chronic gout due to renal impairment, right ankle and foot
  - M1A.372 Chronic gout due to renal impairment, left ankle and foot
  - M1A.379 Chronic gout due to renal impairment, unspecified ankle and foot
- M1A.38 Chronic gout due to renal impairment, vertebrae
- M1A.39 Chronic gout due to renal impairment, multiple sites

- M1A.4 Other secondary chronic gout
  - Code first associated condition
  - M1A.40 Other secondary chronic gout, unspecified site
  - M1A.41 Other secondary chronic gout, shoulder
    - M1A.411 Other secondary chronic gout, right shoulder
    - M1A.412 Other secondary chronic gout, left shoulder
    - M1A.419 Other secondary chronic gout, unspecified shoulder
  - M1A.42 Other secondary chronic gout, elbow
    - M1A.421 Other secondary chronic gout, right elbow
    - M1A.422 Other secondary chronic gout, left elbow
    - M1A.429 Other secondary chronic gout, unspecified elbow
  - M1A.43 Other secondary chronic gout, wrist
    - M1A.431 Other secondary chronic gout, right wrist
    - M1A.432 Other secondary chronic gout, left wrist
    - M1A.439 Other secondary chronic gout, unspecified wrist
  - M1A.44 Other secondary chronic gout, hand
    - M1A.441 Other secondary chronic gout, right hand
    - M1A.442 Other secondary chronic gout, left hand
    - M1A.449 Other secondary chronic gout, unspecified hand
  - M1A.45 Other secondary chronic gout, hip
    - M1A.451 Other secondary chronic gout, right hip
    - M1A.452 Other secondary chronic gout, left hip
    - M1A.459 Other secondary chronic gout, unspecified hip
  - M1A.46 Other secondary chronic gout, knee
    - M1A.461 Other secondary chronic gout, right knee
    - M1A.462 Other secondary chronic gout, left knee
    - M1A.469 Other secondary chronic gout, unspecified knee

- M1A.47 Other secondary chronic gout, ankle and foot
  - M1A.471 Other secondary chronic gout, right ankle and foot
  - M1A.472 Other secondary chronic gout, left ankle and foot
  - M1A.479 Other secondary chronic gout, unspecified ankle and foot
- M1A.48 Other secondary chronic gout, vertebrae
- M1A.49 Other secondary chronic gout, multiple sites

M1A.9 Chronic gout, unspecified

M10 Gout

Acute gout

Gout attack

Gout flare

Podagra

Use additional code to identify:

Autonomic neuropathy in diseases classified elsewhere (G99.0)

Calculus of urinary tract in diseases classified elsewhere (N22)

Cardiomyopathy in diseases classified elsewhere (I43)

Disorders of external ear in diseases classified elsewhere (H61.1-, H62.8-)

Disorders of iris and ciliary body in diseases classified elsewhere (H22)

Glomerular disorders in diseases classified elsewhere (N08)

excludes *chronic gout (M1A.-)*

M10.0 Idiopathic gout

Gouty bursitis

Primary gout

M10.00 Idiopathic gout, unspecified site

- M10.01 Idiopathic gout, shoulder
  - M10.011 Idiopathic gout, right shoulder
  - M10.012 Idiopathic gout, left shoulder
  - M10.019 Idiopathic gout, unspecified shoulder

- M10.02 Idiopathic gout, elbow
  - M10.021 Idiopathic gout, right elbow
  - M10.022 Idiopathic gout, left elbow
  - M10.029 Idiopathic gout, unspecified elbow
- M10.03 Idiopathic gout, wrist
  - M10.031 Idiopathic gout, right wrist
  - M10.032 Idiopathic gout, left wrist
  - M10.039 Idiopathic gout, unspecified wrist
- M10.04 Idiopathic gout, hand
  - M10.041 Idiopathic gout, right hand
  - M10.042 Idiopathic gout, left hand
  - M10.049 Idiopathic gout, unspecified hand
- M10.05 Idiopathic gout, hip
  - M10.051 Idiopathic gout, right hip
  - M10.052 Idiopathic gout, left hip
  - M10.059 Idiopathic gout, unspecified hip
- M10.06 Idiopathic gout, knee
  - M10.061 Idiopathic gout, right knee
  - M10.062 Idiopathic gout, left knee
  - M10.069 Idiopathic gout, unspecified knee
- M10.07 Idiopathic gout, ankle and foot
  - M10.071 Idiopathic gout, right ankle and foot
  - M10.072 Idiopathic gout, left ankle and foot
  - M10.079 Idiopathic gout, unspecified ankle and foot
- M10.08 Idiopathic gout, vertebrae
- M10.09 Idiopathic gout, multiple sites

- M10.1 Lead-induced gout
  - Code first toxic effects of lead and its compounds (T56.0-)
  - M10.10 Lead-induced gout, unspecified site
  - M10.11 Lead-induced gout, shoulder
    - M10.111 Lead-induced gout, right shoulder
    - M10.112 Lead-induced gout, left shoulder
    - M10.119 Lead-induced gout, unspecified shoulder
  - M10.12 Lead-induced gout, elbow
    - M10.121 Lead-induced gout, right elbow
    - M10.122 Lead-induced gout, left elbow
    - M10.129 Lead-induced gout, unspecified elbow
  - M10.13 Lead-induced gout, wrist
    - M10.131 Lead-induced gout, right wrist
    - M10.132 Lead-induced gout, left wrist
    - M10.139 Lead-induced gout, unspecified wrist
  - M10.14 Lead-induced gout, hand
    - M10.141 Lead-induced gout, right hand
    - M10.142 Lead-induced gout, left hand
    - M10.149 Lead-induced gout, unspecified hand
  - M10.15 Lead-induced gout, hip
    - M10.151 Lead-induced gout, right hip
    - M10.152 Lead-induced gout, left hip
    - M10.159 Lead-induced gout, unspecified hip
  - M10.16 Lead-induced gout, knee
    - M10.161 Lead-induced gout, right knee
    - M10.162 Lead-induced gout, left knee
    - M10.169 Lead-induced gout, unspecified knee

- M10.17 Lead-induced gout, ankle and foot
  - M10.171 Lead-induced gout, right ankle and foot
  - M10.172 Lead-induced gout, left ankle and foot
  - M10.179 Lead-induced gout, unspecified ankle and foot
- M10.18 Lead-induced gout, vertebrae
- M10.19 Lead-induced gout, multiple sites

M10.2 Drug-induced gout

Use additional code for adverse effect, if applicable, to identify drug (T36-T50 with fifth or sixth character 5)

- M10.20 Drug-induced gout, unspecified site
- M10.21 Drug-induced gout, shoulder
  - M10.211 Drug-induced gout, right shoulder
  - M10.212 Drug-induced gout, left shoulder
  - M10.219 Drug-induced gout, unspecified shoulder
- M10.22 Drug-induced gout, elbow
  - M10.221 Drug-induced gout, right elbow
  - M10.222 Drug-induced gout, left elbow
  - M10.229 Drug-induced gout, unspecified elbow
- M10.23 Drug-induced gout, wrist
  - M10.231 Drug-induced gout, right wrist
  - M10.232 Drug-induced gout, left wrist
  - M10.239 Drug-induced gout, unspecified wrist
- M10.24 Drug-induced gout, hand
  - M10.241 Drug-induced gout, right hand
  - M10.242 Drug-induced gout, left hand
  - M10.249 Drug-induced gout, unspecified hand

- M10.25 Drug-induced gout, hip
  - M10.251 Drug-induced gout, right hip
  - M10.252 Drug-induced gout, left hip
  - M10.259 Drug-induced gout, unspecified hip
- M10.26 Drug-induced gout, knee
  - M10.261 Drug-induced gout, right knee
  - M10.262 Drug-induced gout, left knee
  - M10.269 Drug-induced gout, unspecified knee
- M10.27 Drug-induced gout, ankle and foot
  - M10.271 Drug-induced gout, right ankle and foot
  - M10.272 Drug-induced gout, left ankle and foot
  - M10.279 Drug-induced gout, unspecified ankle and foot
- M10.28 Drug-induced gout, vertebrae
- M10.29 Drug-induced gout, multiple sites

M10.3 Gout due to renal impairment

Code first associated renal disease

- M10.30 Gout due to renal impairment, unspecified site CC/MCC Ex0
- M10.31 Gout due to renal impairment, shoulder
  - M10.311 Gout due to renal impairment, right shoulder CC/MCC Ex0
  - M10.312 Gout due to renal impairment, left shoulder CC/MCC Ex0
  - M10.319 Gout due to renal impairment, unspecified shoulder CC/MCC Ex0
- M10.32 Gout due to renal impairment, elbow
  - M10.321 Gout due to renal impairment, right elbow CC/MCC Ex0
  - M10.322 Gout due to renal impairment, left elbow CC/MCC Ex0
  - M10.329 Gout due to renal impairment, unspecified elbow CC/MCC Ex0
- M10.33 Gout due to renal impairment, wrist
  - M10.331 Gout due to renal impairment, right wrist CC/MCC Ex0
  - M10.332 Gout due to renal impairment, left wrist CC/MCC Ex0
  - M10.339 Gout due to renal impairment, unspecified wrist CC/MCC Ex0

- M10.34 Gout due to renal impairment, hand
  - M10.341 Gout due to renal impairment, right hand CC/MCC Ex0
  - M10.342 Gout due to renal impairment, left hand CC/MCC Ex0
  - M10.349 Gout due to renal impairment, unspecified hand CC/MCC Ex0
- M10.35 Gout due to renal impairment, hip
  - M10.351 Gout due to renal impairment, right hip CC/MCC Ex0
  - M10.352 Gout due to renal impairment, left hip CC/MCC Ex0
  - M10.359 Gout due to renal impairment, unspecified hip CC/MCC Ex0
- M10.36 Gout due to renal impairment, knee
  - M10.361 Gout due to renal impairment, right knee CC/MCC Ex0
  - M10.362 Gout due to renal impairment, left knee CC/MCC Ex0
  - M10.369 Gout due to renal impairment, unspecified knee CC/MCC Ex0
- M10.37 Gout due to renal impairment, ankle and foot
  - M10.371 Gout due to renal impairment, right ankle and foot CC/MCC Ex0
  - M10.372 Gout due to renal impairment, left ankle and foot CC/MCC Ex0
  - M10.379 Gout due to renal impairment, unspecified ankle and foot CC/MCC Ex0
- M10.38 Gout due to renal impairment, vertebrae CC/MCC Ex0
- M10.39 Gout due to renal impairment, multiple sites CC/MCC Ex0

M10.4 Other secondary gout

Code first associated condition

- M10.40 Other secondary gout, unspecified site
- M10.41 Other secondary gout, shoulder
  - M10.411 Other secondary gout, right shoulder
  - M10.412 Other secondary gout, left shoulder
  - M10.419 Other secondary gout, unspecified shoulder

- M10.42 Other secondary gout, elbow
  - M10.421 Other secondary gout, right elbow
  - M10.422 Other secondary gout, left elbow
  - M10.429 Other secondary gout, unspecified elbow
- M10.43 Other secondary gout, wrist
  - M10.431 Other secondary gout, right wrist
  - M10.432 Other secondary gout, left wrist
  - M10.439 Other secondary gout, unspecified wrist
- M10.44 Other secondary gout, hand
  - M10.441 Other secondary gout, right hand
  - M10.442 Other secondary gout, left hand
  - M10.449 Other secondary gout, unspecified hand
- M10.45 Other secondary gout, hip
  - M10.451 Other secondary gout, right hip
  - M10.452 Other secondary gout, left hip
  - M10.459 Other secondary gout, unspecified hip
- M10.46 Other secondary gout, knee
  - M10.461 Other secondary gout, right knee
  - M10.462 Other secondary gout, left knee
  - M10.469 Other secondary gout, unspecified knee
- M10.47 Other secondary gout, ankle and foot
  - M10.471 Other secondary gout, right ankle and foot
  - M10.472 Other secondary gout, left ankle and foot
  - M10.479 Other secondary gout, unspecified ankle and foot
- M10.48 Other secondary gout, vertebrae
- M10.49 Other secondary gout, multiple sites

M10.9 Gout, unspecified

Gout NOS

- M11 Other crystal arthropathies
  - M11.0 Hydroxyapatite deposition disease
    - M11.00 Hydroxyapatite deposition disease, unspecified site CC/MCC Ex0
    - M11.01 Hydroxyapatite deposition disease, shoulder
      - M11.011 Hydroxyapatite deposition disease, right shoulder CC/MCC Ex0
      - M11.012 Hydroxyapatite deposition disease, left shoulder CC/MCC Ex0
      - M11.019 Hydroxyapatite deposition disease, unspecified shoulder CC/MCC Ex0
    - M11.02 Hydroxyapatite deposition disease, elbow
      - M11.021 Hydroxyapatite deposition disease, right elbow CC/MCC Ex0
      - M11.022 Hydroxyapatite deposition disease, left elbow CC/MCC Ex0
      - M11.029 Hydroxyapatite deposition disease, unspecified elbow CC/MCC Ex0
    - M11.03 Hydroxyapatite deposition disease, wrist
      - M11.031 Hydroxyapatite deposition disease, right wrist CC/MCC Ex0
      - M11.032 Hydroxyapatite deposition disease, left wrist CC/MCC Ex0
      - M11.039 Hydroxyapatite deposition disease, unspecified wrist CC/MCC Ex0
    - M11.04 Hydroxyapatite deposition disease, hand
      - M11.041 Hydroxyapatite deposition disease, right hand CC/MCC Ex0
      - M11.042 Hydroxyapatite deposition disease, left hand CC/MCC Ex0
      - M11.049 Hydroxyapatite deposition disease, unspecified hand CC/MCC Ex0
    - M11.05 Hydroxyapatite deposition disease, hip
      - M11.051 Hydroxyapatite deposition disease, right hip CC/MCC Ex0
      - M11.052 Hydroxyapatite deposition disease, left hip CC/MCC Ex0
      - M11.059 Hydroxyapatite deposition disease, unspecified hip CC/MCC Ex0
    - M11.06 Hydroxyapatite deposition disease, knee
      - M11.061 Hydroxyapatite deposition disease, right knee CC/MCC Ex0
      - M11.062 Hydroxyapatite deposition disease, left knee CC/MCC Ex0
      - M11.069 Hydroxyapatite deposition disease, unspecified knee CC/MCC Ex0

- M11.07 Hydroxyapatite deposition disease, ankle and foot
  - M11.071 Hydroxyapatite deposition disease, right ankle and foot CC/MCC Ex0
  - M11.072 Hydroxyapatite deposition disease, left ankle and foot CC/MCC Ex0
  - M11.079 Hydroxyapatite deposition disease, unspecified ankle and foot CC/MCC Ex0
- M11.08 Hydroxyapatite deposition disease, vertebrae CC/MCC Ex0
- M11.09 Hydroxyapatite deposition disease, multiple sites CC/MCC Ex0

M11.1 Familial chondrocalcinosis

DEFINITION: Chondrocalcinosis is also known as pseudo gout.

- M11.10 Familial chondrocalcinosis, unspecified site CC/MCC Ex0
- M11.11 Familial chondrocalcinosis, shoulder
  - M11.111 Familial chondrocalcinosis, right shoulder CC/MCC Ex0
  - M11.112 Familial chondrocalcinosis, left shoulder CC/MCC Ex0
  - M11.119 Familial chondrocalcinosis, unspecified shoulder CC/MCC Ex0
- M11.12 Familial chondrocalcinosis, elbow
  - M11.121 Familial chondrocalcinosis, right elbow CC/MCC Ex0
  - M11.122 Familial chondrocalcinosis, left elbow CC/MCC Ex0
  - M11.129 Familial chondrocalcinosis, unspecified elbow CC/MCC Ex0
- M11.13 Familial chondrocalcinosis, wrist
  - M11.131 Familial chondrocalcinosis, right wrist CC/MCC Ex0
  - M11.132 Familial chondrocalcinosis, left wrist CC/MCC Ex0
  - M11.139 Familial chondrocalcinosis, unspecified wrist CC/MCC Ex0
- M11.14 Familial chondrocalcinosis, hand
  - M11.141 Familial chondrocalcinosis, right hand CC/MCC Ex0
  - M11.142 Familial chondrocalcinosis, left hand CC/MCC Ex0
  - M11.149 Familial chondrocalcinosis, unspecified hand CC/MCC Ex0

- M11.15 Familial chondrocalcinosis, hip
  - M11.151 Familial chondrocalcinosis, right hip CC/MCC Ex0
  - M11.152 Familial chondrocalcinosis, left hip CC/MCC Ex0
  - M11.159 Familial chondrocalcinosis, unspecified hip CC/MCC Ex0
- M11.16 Familial chondrocalcinosis, knee
  - M11.161 Familial chondrocalcinosis, right knee CC/MCC Ex0
  - M11.162 Familial chondrocalcinosis, left knee CC/MCC Ex0
  - M11.169 Familial chondrocalcinosis, unspecified knee CC/MCC Ex0
- M11.17 Familial chondrocalcinosis, ankle and foot
  - M11.171 Familial chondrocalcinosis, right ankle and foot CC/MCC Ex0
  - M11.172 Familial chondrocalcinosis, left ankle and foot CC/MCC Ex0
  - M11.179 Familial chondrocalcinosis, unspecified ankle and foot CC/MCC Ex0
- M11.18 Familial chondrocalcinosis, vertebrae CC/MCC Ex0
- M11.19 Familial chondrocalcinosis, multiple sites CC/MCC Ex0

5th M11.2 Other chondrocalcinosis

Chondrocalcinosis NOS

- M11.20 Other chondrocalcinosis, unspecified site CC/MCC Ex0
- M11.21 Other chondrocalcinosis, shoulder
  - M11.211 Other chondrocalcinosis, right shoulder CC/MCC Ex0
  - M11.212 Other chondrocalcinosis, left shoulder CC/MCC Ex0
  - M11.219 Other chondrocalcinosis, unspecified shoulder CC/MCC Ex0
- M11.22 Other chondrocalcinosis, elbow
  - M11.221 Other chondrocalcinosis, right elbow CC/MCC Ex0
  - M11.222 Other chondrocalcinosis, left elbow CC/MCC Ex0
  - M11.229 Other chondrocalcinosis, unspecified elbow CC/MCC Ex0
- M11.23 Other chondrocalcinosis, wrist
  - M11.231 Other chondrocalcinosis, right wrist CC/MCC Ex0
  - M11.232 Other chondrocalcinosis, left wrist CC/MCC Ex0
  - M11.239 Other chondrocalcinosis, unspecified wrist CC/MCC Ex0

- M11.24 Other chondrocalcinosis, hand
  - M11.241 Other chondrocalcinosis, right hand CC/MCC Ex0
  - M11.242 Other chondrocalcinosis, left hand CC/MCC Ex0
  - M11.249 Other chondrocalcinosis, unspecified hand CC/MCC Ex0
- M11.25 Other chondrocalcinosis, hip
  - M11.251 Other chondrocalcinosis, right hip CC/MCC Ex0
  - M11.252 Other chondrocalcinosis, left hip CC/MCC Ex0
  - M11.259 Other chondrocalcinosis, unspecified hip CC/MCC Ex0
- M11.26 Other chondrocalcinosis, knee
  - M11.261 Other chondrocalcinosis, right knee CC/MCC Ex0
  - M11.262 Other chondrocalcinosis, left knee CC/MCC Ex0
    - **AHA:** Q3 2018
  - M11.269 Other chondrocalcinosis, unspecified knee CC/MCC Ex0
- M11.27 Other chondrocalcinosis, ankle and foot
  - M11.271 Other chondrocalcinosis, right ankle and foot CC/MCC Ex0
  - M11.272 Other chondrocalcinosis, left ankle and foot CC/MCC Ex0
  - M11.279 Other chondrocalcinosis, unspecified ankle and foot CC/MCC Ex0
- M11.28 Other chondrocalcinosis, vertebrae CC/MCC Ex0
- M11.29 Other chondrocalcinosis, multiple sites CC/MCC Ex0

- M11.8 Other specified crystal arthropathies
  - M11.80 Other specified crystal arthropathies, unspecified site CC/MCC Ex0
  - M11.81 Other specified crystal arthropathies, shoulder
    - M11.811 Other specified crystal arthropathies, right shoulder CC/MCC Ex0
    - M11.812 Other specified crystal arthropathies, left shoulder CC/MCC Ex0
    - M11.819 Other specified crystal arthropathies, unspecified shoulder CC/MCC Ex0

- M11.82 Other specified crystal arthropathies, elbow
  - M11.821 Other specified crystal arthropathies, right elbow CC/MCC Ex0
  - M11.822 Other specified crystal arthropathies, left elbow CC/MCC Ex0
  - M11.829 Other specified crystal arthropathies, unspecified elbow CC/MCC Ex0
- M11.83 Other specified crystal arthropathies, wrist
  - M11.831 Other specified crystal arthropathies, right wrist CC/MCC Ex0
  - M11.832 Other specified crystal arthropathies, left wrist CC/MCC Ex0
  - M11.839 Other specified crystal arthropathies, unspecified wrist CC/MCC Ex0
- M11.84 Other specified crystal arthropathies, hand
  - M11.841 Other specified crystal arthropathies, right hand CC/MCC Ex0
  - M11.842 Other specified crystal arthropathies, left hand CC/MCC Ex0
  - M11.849 Other specified crystal arthropathies, unspecified hand CC/MCC Ex0
- M11.85 Other specified crystal arthropathies, hip
  - M11.851 Other specified crystal arthropathies, right hip CC/MCC Ex0
  - M11.852 Other specified crystal arthropathies, left hip CC/MCC Ex0
  - M11.859 Other specified crystal arthropathies, unspecified hip CC/MCC Ex0
- M11.86 Other specified crystal arthropathies, knee
  - M11.861 Other specified crystal arthropathies, right knee CC/MCC Ex0
  - M11.862 Other specified crystal arthropathies, left knee CC/MCC Ex0
  - M11.869 Other specified crystal arthropathies, unspecified knee CC/MCC Ex0
- M11.87 Other specified crystal arthropathies, ankle and foot
  - M11.871 Other specified crystal arthropathies, right ankle and foot CC/MCC Ex0
  - M11.872 Other specified crystal arthropathies, left ankle and foot CC/MCC Ex0
  - M11.879 Other specified crystal arthropathies, unspecified ankle and foot CC/MCC Ex0
- M11.88 Other specified crystal arthropathies, vertebrae CC/MCC Ex0
- M11.89 Other specified crystal arthropathies, multiple sites CC/MCC Ex0

M11.9 Crystal arthropathy, unspecified CC/MCC Ex0

- M12 Other and unspecified arthropathy
  - EXCLUDES1 *arthrosis (M15-M19)*
    - *cricoarytenoid arthropathy (J38.7)*
  - M12.0 Chronic postrheumatic arthropathy [Jaccoud]
    - M12.00 Chronic postrheumatic arthropathy [Jaccoud], unspecified site HCC RxHCC
    - M12.01 Chronic postrheumatic arthropathy [Jaccoud], shoulder
      - M12.011 Chronic postrheumatic arthropathy [Jaccoud], right shoulder HCC RxHCC
      - M12.012 Chronic postrheumatic arthropathy [Jaccoud], left shoulder HCC RxHCC
      - M12.019 Chronic postrheumatic arthropathy [Jaccoud], unspecified shoulder HCC RxHCC
    - M12.02 Chronic postrheumatic arthropathy [Jaccoud], elbow
      - M12.021 Chronic postrheumatic arthropathy [Jaccoud], right elbow HCC RxHCC
      - M12.022 Chronic postrheumatic arthropathy [Jaccoud], left elbow HCC RxHCC
      - M12.029 Chronic postrheumatic arthropathy [Jaccoud], unspecified elbow HCC RxHCC
    - M12.03 Chronic postrheumatic arthropathy [Jaccoud], wrist
      - M12.031 Chronic postrheumatic arthropathy [Jaccoud], right wrist HCC RxHCC
      - M12.032 Chronic postrheumatic arthropathy [Jaccoud], left wrist HCC RxHCC
      - M12.039 Chronic postrheumatic arthropathy [Jaccoud], unspecified wrist HCC RxHCC
    - M12.04 Chronic postrheumatic arthropathy [Jaccoud], hand
      - M12.041 Chronic postrheumatic arthropathy [Jaccoud], right hand HCC RxHCC
      - M12.042 Chronic postrheumatic arthropathy [Jaccoud], left hand HCC RxHCC
      - M12.049 Chronic postrheumatic arthropathy [Jaccoud], unspecified hand HCC RxHCC
    - M12.05 Chronic postrheumatic arthropathy [Jaccoud], hip
      - M12.051 Chronic postrheumatic arthropathy [Jaccoud], right hip HCC RxHCC
      - M12.052 Chronic postrheumatic arthropathy [Jaccoud], left hip HCC RxHCC
      - M12.059 Chronic postrheumatic arthropathy [Jaccoud], unspecified hip HCC RxHCC
    - M12.06 Chronic postrheumatic arthropathy [Jaccoud], knee
      - M12.061 Chronic postrheumatic arthropathy [Jaccoud], right knee HCC RxHCC
      - M12.062 Chronic postrheumatic arthropathy [Jaccoud], left knee HCC RxHCC
      - M12.069 Chronic postrheumatic arthropathy [Jaccoud], unspecified knee HCC RxHCC

6th M12.07 Chronic postrheumatic arthropathy [Jaccoud], ankle and foot
- M12.071 Chronic postrheumatic arthropathy [Jaccoud], right ankle and foot HCC RxHCC
- M12.072 Chronic postrheumatic arthropathy [Jaccoud], left ankle and foot HCC RxHCC
- M12.079 Chronic postrheumatic arthropathy [Jaccoud], unspecified ankle and foot HCC RxHCC

M12.08 Chronic postrheumatic arthropathy [Jaccoud], other specified site HCC RxHCC

Chronic postrheumatic arthropathy [Jaccoud], vertebrae

M12.09 Chronic postrheumatic arthropathy [Jaccoud], multiple sites HCC RxHCC

5th M12.1 Kaschin-Beck disease

DEFINITION: Kaschin-Beck is a disorder of bones and joints of hands, fingers, elbows, knees and ankles of children and adolescents.

Osteochondroarthrosis deformans endemica

M12.10 Kaschin-Beck disease, unspecified site CC/MCC Ex6

6th M12.11 Kaschin-Beck disease, shoulder
- M12.111 Kaschin-Beck disease, right shoulder CC/MCC Ex6
- M12.112 Kaschin-Beck disease, left shoulder CC/MCC Ex6
- M12.119 Kaschin-Beck disease, unspecified shoulder CC/MCC Ex6

6th M12.12 Kaschin-Beck disease, elbow
- M12.121 Kaschin-Beck disease, right elbow CC/MCC Ex6
- M12.122 Kaschin-Beck disease, left elbow CC/MCC Ex6
- M12.129 Kaschin-Beck disease, unspecified elbow CC/MCC Ex6

6th M12.13 Kaschin-Beck disease, wrist
- M12.131 Kaschin-Beck disease, right wrist CC/MCC Ex6
- M12.132 Kaschin-Beck disease, left wrist CC/MCC Ex6
- M12.139 Kaschin-Beck disease, unspecified wrist CC/MCC Ex6

6th M12.14 Kaschin-Beck disease, hand
- M12.141 Kaschin-Beck disease, right hand CC/MCC Ex6
- M12.142 Kaschin-Beck disease, left hand CC/MCC Ex6
- M12.149 Kaschin-Beck disease, unspecified hand CC/MCC Ex6

6th M12.15 Kaschin-Beck disease, hip
- M12.151 Kaschin-Beck disease, right hip CC/MCC Ex0
- M12.152 Kaschin-Beck disease, left hip CC/MCC Ex0
- M12.159 Kaschin-Beck disease, unspecified hip CC/MCC Ex0

6th M12.16 Kaschin-Beck disease, knee
- M12.161 Kaschin-Beck disease, right knee CC/MCC Ex0
- M12.162 Kaschin-Beck disease, left knee CC/MCC Ex0
- M12.169 Kaschin-Beck disease, unspecified knee CC/MCC Ex0

6th M12.17 Kaschin-Beck disease, ankle and foot
- M12.171 Kaschin-Beck disease, right ankle and foot CC/MCC Ex0
- M12.172 Kaschin-Beck disease, left ankle and foot CC/MCC Ex0
- M12.179 Kaschin-Beck disease, unspecified ankle and foot CC/MCC Ex0

M12.18 Kaschin-Beck disease, vertebrae CC/MCC Ex0

M12.19 Kaschin-Beck disease, multiple sites CC/MCC Ex0

5th M12.2 Villonodular synovitis (pigmented)

DEFINITION: Villonodular synovitis is a condition affecting the synovium (thin lining of a joint) causing it to thicken and overgrow.

M12.20 Villonodular synovitis (pigmented), unspecified site CC/MCC Ex0

6th M12.21 Villonodular synovitis (pigmented), shoulder
- M12.211 Villonodular synovitis (pigmented), right shoulder CC/MCC Ex0
- M12.212 Villonodular synovitis (pigmented), left shoulder CC/MCC Ex0
- M12.219 Villonodular synovitis (pigmented), unspecified shoulder CC/MCC Ex0

6th M12.22 Villonodular synovitis (pigmented), elbow
- M12.221 Villonodular synovitis (pigmented), right elbow CC/MCC Ex0
- M12.222 Villonodular synovitis (pigmented), left elbow CC/MCC Ex0
- M12.229 Villonodular synovitis (pigmented), unspecified elbow CC/MCC Ex0

6th M12.23 Villonodular synovitis (pigmented), wrist
- M12.231 Villonodular synovitis (pigmented), right wrist CC/MCC Ex0
- M12.232 Villonodular synovitis (pigmented), left wrist CC/MCC Ex0
- M12.239 Villonodular synovitis (pigmented), unspecified wrist CC/MCC Ex0

- M12.24 Villonodular synovitis (pigmented), hand
  - M12.241 Villonodular synovitis (pigmented), right hand CC/MCC Ex0
  - M12.242 Villonodular synovitis (pigmented), left hand CC/MCC Ex0
  - M12.249 Villonodular synovitis (pigmented), unspecified hand CC/MCC Ex0
- M12.25 Villonodular synovitis (pigmented), hip
  - M12.251 Villonodular synovitis (pigmented), right hip CC/MCC Ex0
  - M12.252 Villonodular synovitis (pigmented), left hip CC/MCC Ex0
  - M12.259 Villonodular synovitis (pigmented), unspecified hip CC/MCC Ex0
- M12.26 Villonodular synovitis (pigmented), knee
  - M12.261 Villonodular synovitis (pigmented), right knee CC/MCC Ex0
  - M12.262 Villonodular synovitis (pigmented), left knee CC/MCC Ex0
  - M12.269 Villonodular synovitis (pigmented), unspecified knee CC/MCC Ex0
- M12.27 Villonodular synovitis (pigmented), ankle and foot
  - M12.271 Villonodular synovitis (pigmented), right ankle and foot CC/MCC Ex0
  - M12.272 Villonodular synovitis (pigmented), left ankle and foot CC/MCC Ex0
  - M12.279 Villonodular synovitis (pigmented), unspecified ankle and foot CC/MCC Ex0
- M12.28 Villonodular synovitis (pigmented), other specified site CC/MCC Ex0
  - Villonodular synovitis (pigmented), vertebrae
- M12.29 Villonodular synovitis (pigmented), multiple sites CC/MCC Ex0

- M12.3 Palindromic rheumatism
  - M12.30 Palindromic rheumatism, unspecified site CC/MCC Ex0
  - M12.31 Palindromic rheumatism, shoulder
    - M12.311 Palindromic rheumatism, right shoulder CC/MCC Ex0
    - M12.312 Palindromic rheumatism, left shoulder CC/MCC Ex0
    - M12.319 Palindromic rheumatism, unspecified shoulder CC/MCC Ex0

- M12.32 Palindromic rheumatism, elbow
  - M12.321 Palindromic rheumatism, right elbow CC/MCC Ex0
  - M12.322 Palindromic rheumatism, left elbow CC/MCC Ex0
  - M12.329 Palindromic rheumatism, unspecified elbow CC/MCC Ex0
- M12.33 Palindromic rheumatism, wrist
  - M12.331 Palindromic rheumatism, right wrist CC/MCC Ex0
  - M12.332 Palindromic rheumatism, left wrist CC/MCC Ex0
  - M12.339 Palindromic rheumatism, unspecified wrist CC/MCC Ex0
- M12.34 Palindromic rheumatism, hand
  - M12.341 Palindromic rheumatism, right hand CC/MCC Ex0
  - M12.342 Palindromic rheumatism, left hand CC/MCC Ex0
  - M12.349 Palindromic rheumatism, unspecified hand CC/MCC Ex0
- M12.35 Palindromic rheumatism, hip
  - M12.351 Palindromic rheumatism, right hip CC/MCC Ex0
  - M12.352 Palindromic rheumatism, left hip CC/MCC Ex0
  - M12.359 Palindromic rheumatism, unspecified hip CC/MCC Ex0
- M12.36 Palindromic rheumatism, knee
  - M12.361 Palindromic rheumatism, right knee CC/MCC Ex0
  - M12.362 Palindromic rheumatism, left knee CC/MCC Ex0
  - M12.369 Palindromic rheumatism, unspecified knee CC/MCC Ex0
- M12.37 Palindromic rheumatism, ankle and foot
  - M12.371 Palindromic rheumatism, right ankle and foot CC/MCC Ex0
  - M12.372 Palindromic rheumatism, left ankle and foot CC/MCC Ex0
  - M12.379 Palindromic rheumatism, unspecified ankle and foot CC/MCC Ex0
- M12.38 Palindromic rheumatism, other specified site CC/MCC Ex0
  - Palindromic rheumatism, vertebrae
- M12.39 Palindromic rheumatism, multiple sites CC/MCC Ex0

- M12.4 Intermittent hydrarthrosis
  - M12.40 Intermittent hydrarthrosis, unspecified site CC/MCC Ex0
  - M12.41 Intermittent hydrarthrosis, shoulder
    - M12.411 Intermittent hydrarthrosis, right shoulder CC/MCC Ex0
    - M12.412 Intermittent hydrarthrosis, left shoulder CC/MCC Ex0
    - M12.419 Intermittent hydrarthrosis, unspecified shoulder CC/MCC Ex0
  - M12.42 Intermittent hydrarthrosis, elbow
    - M12.421 Intermittent hydrarthrosis, right elbow CC/MCC Ex0
    - M12.422 Intermittent hydrarthrosis, left elbow CC/MCC Ex0
    - M12.429 Intermittent hydrarthrosis, unspecified elbow CC/MCC Ex0
  - M12.43 Intermittent hydrarthrosis, wrist
    - M12.431 Intermittent hydrarthrosis, right wrist CC/MCC Ex0
    - M12.432 Intermittent hydrarthrosis, left wrist CC/MCC Ex0
    - M12.439 Intermittent hydrarthrosis, unspecified wrist CC/MCC Ex0
  - M12.44 Intermittent hydrarthrosis, hand
    - M12.441 Intermittent hydrarthrosis, right hand CC/MCC Ex0
    - M12.442 Intermittent hydrarthrosis, left hand CC/MCC Ex0
    - M12.449 Intermittent hydrarthrosis, unspecified hand CC/MCC Ex0
  - M12.45 Intermittent hydrarthrosis, hip
    - M12.451 Intermittent hydrarthrosis, right hip CC/MCC Ex0
    - M12.452 Intermittent hydrarthrosis, left hip CC/MCC Ex0
    - M12.459 Intermittent hydrarthrosis, unspecified hip CC/MCC Ex0
  - M12.46 Intermittent hydrarthrosis, knee
    - M12.461 Intermittent hydrarthrosis, right knee CC/MCC Ex0
    - M12.462 Intermittent hydrarthrosis, left knee CC/MCC Ex0
    - M12.469 Intermittent hydrarthrosis, unspecified knee CC/MCC Ex0

6th M12.47 Intermittent hydrarthrosis, ankle and foot
- M12.471 Intermittent hydrarthrosis, right ankle and foot CC/MCC Exc
- M12.472 Intermittent hydrarthrosis, left ankle and foot CC/MCC Exc
- M12.479 Intermittent hydrarthrosis, unspecified ankle and foot CC/MCC Exc

M12.48 Intermittent hydrarthrosis, other site CC/MCC Exc

M12.49 Intermittent hydrarthrosis, multiple sites CC/MCC Exc

5th M12.5 Traumatic arthropathy

EXCLUDES1 *current injury-see Alphabetic Index*

post-traumatic osteoarthritis of first carpometacarpal joint (M18.2-M18.3)

post-traumatic osteoarthritis of hip (M16.4-M16.5)

post-traumatic osteoarthritis of knee (M17.2-M17.3)

post-traumatic osteoarthritis NOS (M19.1-)

post-traumatic osteoarthritis of other single joints (M19.1-)

M12.50 Traumatic arthropathy, unspecified site CC/MCC Exc

6th M12.51 Traumatic arthropathy, shoulder
- M12.511 Traumatic arthropathy, right shoulder CC/MCC Exc
- M12.512 Traumatic arthropathy, left shoulder CC/MCC Exc
- M12.519 Traumatic arthropathy, unspecified shoulder CC/MCC Exc

6th M12.52 Traumatic arthropathy, elbow
- M12.521 Traumatic arthropathy, right elbow CC/MCC Exc
- M12.522 Traumatic arthropathy, left elbow CC/MCC Exc
- M12.529 Traumatic arthropathy, unspecified elbow CC/MCC Exc

6th M12.53 Traumatic arthropathy, wrist
- M12.531 Traumatic arthropathy, right wrist CC/MCC Exc
- M12.532 Traumatic arthropathy, left wrist CC/MCC Exc
- M12.539 Traumatic arthropathy, unspecified wrist CC/MCC Exc

6th M12.54 Traumatic arthropathy, hand
- M12.541 Traumatic arthropathy, right hand CC/MCC Ex0
- M12.542 Traumatic arthropathy, left hand CC/MCC Ex0
- M12.549 Traumatic arthropathy, unspecified hand CC/MCC Ex0

6th M12.55 Traumatic arthropathy, hip
- M12.551 Traumatic arthropathy, right hip CC/MCC Ex0
- M12.552 Traumatic arthropathy, left hip CC/MCC Ex0
  - **AHA:** Q1 2015
- M12.559 Traumatic arthropathy, unspecified hip CC/MCC Ex0

6th M12.56 Traumatic arthropathy, knee
- M12.561 Traumatic arthropathy, right knee CC/MCC Ex0
- M12.562 Traumatic arthropathy, left knee CC/MCC Ex0
- M12.569 Traumatic arthropathy, unspecified knee CC/MCC Ex0

6th M12.57 Traumatic arthropathy, ankle and foot
- M12.571 Traumatic arthropathy, right ankle and foot CC/MCC Ex0
- M12.572 Traumatic arthropathy, left ankle and foot CC/MCC Ex0
- M12.579 Traumatic arthropathy, unspecified ankle and foot CC/MCC Ex0

M12.58 Traumatic arthropathy, other specified site CC/MCC Ex0
- Traumatic arthropathy, vertebrae

M12.59 Traumatic arthropathy, multiple sites CC/MCC Ex0

5th M12.8 Other specific arthropathies, not elsewhere classified
- Transient arthropathy

M12.80 Other specific arthropathies, not elsewhere classified, unspecified site CC/MCC Ex0

6th M12.81 Other specific arthropathies, not elsewhere classified, shoulder
- M12.811 Other specific arthropathies, not elsewhere classified, right shoulder CC/MCC Ex0
- M12.812 Other specific arthropathies, not elsewhere classified, left shoulder CC/MCC Ex0
- M12.819 Other specific arthropathies, not elsewhere classified, unspecified shoulder CC/MCC Ex0

- M12.82 Other specific arthropathies, not elsewhere classified, elbow
  - M12.821 Other specific arthropathies, not elsewhere classified, right elbow CC/MCC Ex0
  - M12.822 Other specific arthropathies, not elsewhere classified, left elbow CC/MCC Ex0
  - M12.829 Other specific arthropathies, not elsewhere classified, unspecified elbow CC/MCC Ex0
- M12.83 Other specific arthropathies, not elsewhere classified, wrist
  - M12.831 Other specific arthropathies, not elsewhere classified, right wrist CC/MCC Ex0
  - M12.832 Other specific arthropathies, not elsewhere classified, left wrist CC/MCC Ex0
  - M12.839 Other specific arthropathies, not elsewhere classified, unspecified wrist CC/MCC Ex0
- M12.84 Other specific arthropathies, not elsewhere classified, hand
  - M12.841 Other specific arthropathies, not elsewhere classified, right hand CC/MCC Ex0
  - M12.842 Other specific arthropathies, not elsewhere classified, left hand CC/MCC Ex0
  - M12.849 Other specific arthropathies, not elsewhere classified, unspecified hand CC/MCC Ex0
- M12.85 Other specific arthropathies, not elsewhere classified, hip
  - M12.851 Other specific arthropathies, not elsewhere classified, right hip CC/MCC Ex0
  - M12.852 Other specific arthropathies, not elsewhere classified, left hip CC/MCC Ex0
  - M12.859 Other specific arthropathies, not elsewhere classified, unspecified hip CC/MCC Ex0
- M12.86 Other specific arthropathies, not elsewhere classified, knee
  - M12.861 Other specific arthropathies, not elsewhere classified, right knee CC/MCC Ex0
  - M12.862 Other specific arthropathies, not elsewhere classified, left knee CC/MCC Ex0
  - M12.869 Other specific arthropathies, not elsewhere classified, unspecified knee CC/MCC Ex0
- M12.87 Other specific arthropathies, not elsewhere classified, ankle and foot
  - M12.871 Other specific arthropathies, not elsewhere classified, right ankle and foot CC/MCC Ex0
  - M12.872 Other specific arthropathies, not elsewhere classified, left ankle and foot CC/MCC Ex0
  - M12.879 Other specific arthropathies, not elsewhere classified, unspecified ankle and foot CC/MCC Ex0
- M12.88 Other specific arthropathies, not elsewhere classified, other specified site CC/MCC Ex0
  - Other specific arthropathies, not elsewhere classified, vertebrae
- M12.89 Other specific arthropathies, not elsewhere classified, multiple sites CC/MCC Ex0

M12.9 Arthropathy, unspecified CC/MCC Ex0

- M13 Other arthritis
  - EXCLUDES1 *arthrosis (M15-M19)*
    osteoarthritis (M15-M19)
  - M13.0 Polyarthritis, unspecified CC/MCC Exc
  - M13.1 Monoarthritis, not elsewhere classified
    - M13.10 Monoarthritis, not elsewhere classified, unspecified site CC/MCC Exc
    - M13.11 Monoarthritis, not elsewhere classified, shoulder
      - M13.111 Monoarthritis, not elsewhere classified, right shoulder CC/MCC Exc
      - M13.112 Monoarthritis, not elsewhere classified, left shoulder CC/MCC Exc
      - M13.119 Monoarthritis, not elsewhere classified, unspecified shoulder CC/MCC Exc
    - M13.12 Monoarthritis, not elsewhere classified, elbow
      - M13.121 Monoarthritis, not elsewhere classified, right elbow CC/MCC Exc
      - M13.122 Monoarthritis, not elsewhere classified, left elbow CC/MCC Exc
      - M13.129 Monoarthritis, not elsewhere classified, unspecified elbow CC/MCC Exc
    - M13.13 Monoarthritis, not elsewhere classified, wrist
      - M13.131 Monoarthritis, not elsewhere classified, right wrist CC/MCC Exc
      - M13.132 Monoarthritis, not elsewhere classified, left wrist CC/MCC Exc
      - M13.139 Monoarthritis, not elsewhere classified, unspecified wrist CC/MCC Exc
    - M13.14 Monoarthritis, not elsewhere classified, hand
      - M13.141 Monoarthritis, not elsewhere classified, right hand CC/MCC Exc
      - M13.142 Monoarthritis, not elsewhere classified, left hand CC/MCC Exc
      - M13.149 Monoarthritis, not elsewhere classified, unspecified hand CC/MCC Exc
    - M13.15 Monoarthritis, not elsewhere classified, hip
      - M13.151 Monoarthritis, not elsewhere classified, right hip CC/MCC Exc
      - M13.152 Monoarthritis, not elsewhere classified, left hip CC/MCC Exc
      - M13.159 Monoarthritis, not elsewhere classified, unspecified hip CC/MCC Exc

M13.16 Monoarthritis, not elsewhere classified, knee
- M13.161 Monoarthritis, not elsewhere classified, right knee CC/MCC Ex0
- M13.162 Monoarthritis, not elsewhere classified, left knee CC/MCC Ex0
- M13.169 Monoarthritis, not elsewhere classified, unspecified knee CC/MCC Ex0

M13.17 Monoarthritis, not elsewhere classified, ankle and foot
- M13.171 Monoarthritis, not elsewhere classified, right ankle and foot CC/MCC Ex0
- M13.172 Monoarthritis, not elsewhere classified, left ankle and foot CC/MCC Ex0
- M13.179 Monoarthritis, not elsewhere classified, unspecified ankle and foot CC/MCC Ex0

M13.8 Other specified arthritis

Allergic arthritis

EXCLUDES1 *osteoarthritis (M15-M19)*

M13.80 Other specified arthritis, unspecified site CC/MCC Ex0

AHA: Q2 2025

M13.81 Other specified arthritis, shoulder
- M13.811 Other specified arthritis, right shoulder CC/MCC Ex0
- M13.812 Other specified arthritis, left shoulder CC/MCC Ex0
- M13.819 Other specified arthritis, unspecified shoulder CC/MCC Ex0

M13.82 Other specified arthritis, elbow
- M13.821 Other specified arthritis, right elbow CC/MCC Ex0
- M13.822 Other specified arthritis, left elbow CC/MCC Ex0
- M13.829 Other specified arthritis, unspecified elbow CC/MCC Ex0

M13.83 Other specified arthritis, wrist
- M13.831 Other specified arthritis, right wrist CC/MCC Ex0
- M13.832 Other specified arthritis, left wrist CC/MCC Ex0
- M13.839 Other specified arthritis, unspecified wrist CC/MCC Ex0

- M13.84 Other specified arthritis, hand
  - M13.841 Other specified arthritis, right hand CC/MCC Ex0
  - M13.842 Other specified arthritis, left hand CC/MCC Ex0
  - M13.849 Other specified arthritis, unspecified hand CC/MCC Ex0
- M13.85 Other specified arthritis, hip
  - M13.851 Other specified arthritis, right hip CC/MCC Ex0
  - M13.852 Other specified arthritis, left hip CC/MCC Ex0
  - M13.859 Other specified arthritis, unspecified hip CC/MCC Ex0
- M13.86 Other specified arthritis, knee
  - M13.861 Other specified arthritis, right knee CC/MCC Ex0
  - M13.862 Other specified arthritis, left knee CC/MCC Ex0
  - M13.869 Other specified arthritis, unspecified knee CC/MCC Ex0
- M13.87 Other specified arthritis, ankle and foot
  - M13.871 Other specified arthritis, right ankle and foot CC/MCC Ex0
  - M13.872 Other specified arthritis, left ankle and foot CC/MCC Ex0
  - M13.879 Other specified arthritis, unspecified ankle and foot CC/MCC Ex0
- M13.88 Other specified arthritis, other site CC/MCC Ex0
- M13.89 Other specified arthritis, multiple sites CC/MCC Ex0

AHA: Q2 2025

- M14 Arthropathies in other diseases classified elsewhere

EXCLUDES1 *arthropathy in:*

diabetes mellitus (E08-E13 with .61-)
hematological disorders (M36.2-M36.3)
hypersensitivity reactions (M36.4)
neoplastic disease (M36.1)
neurosyphillis (A52.16)
sarcoidosis (D86.86)
enteropathic arthropathies (M07.-)
juvenile psoriatic arthropathy (L40.54)
lipoid dermatoarthritis (E78.81)

5th M14.6 Charcôt's joint

Neuropathic arthropathy

EXCLUDES *Charcôt's joint in diabetes mellitus (E08-E13 with .610)*

Charcôt's joint in tabes dorsalis (A52.16)

M14.60 Charcôt's joint, unspecified site CC/MCC Ex0

6th M14.61 Charcôt's joint, shoulder

M14.611 Charcôt's joint, right shoulder CC/MCC Ex0

M14.612 Charcôt's joint, left shoulder CC/MCC Ex0

M14.619 Charcôt's joint, unspecified shoulder CC/MCC Ex0

6th M14.62 Charcôt's joint, elbow

M14.621 Charcôt's joint, right elbow CC/MCC Ex0

M14.622 Charcôt's joint, left elbow CC/MCC Ex0

M14.629 Charcôt's joint, unspecified elbow CC/MCC Ex0

6th M14.63 Charcôt's joint, wrist

M14.631 Charcôt's joint, right wrist CC/MCC Ex0

M14.632 Charcôt's joint, left wrist CC/MCC Ex0

M14.639 Charcôt's joint, unspecified wrist CC/MCC Ex0

6th M14.64 Charcôt's joint, hand

M14.641 Charcôt's joint, right hand CC/MCC Ex0

M14.642 Charcôt's joint, left hand CC/MCC Ex0

M14.649 Charcôt's joint, unspecified hand CC/MCC Ex0

6th M14.65 Charcôt's joint, hip

M14.651 Charcôt's joint, right hip CC/MCC Ex0

M14.652 Charcôt's joint, left hip CC/MCC Ex0

M14.659 Charcôt's joint, unspecified hip CC/MCC Ex0

- M14.66 Charcôt's joint, knee
  - M14.661 Charcôt's joint, right knee CC/MCC Ex0
  - M14.662 Charcôt's joint, left knee CC/MCC Ex0
  - M14.669 Charcôt's joint, unspecified knee CC/MCC Ex0
- M14.67 Charcôt's joint, ankle and foot
  - M14.671 Charcôt's joint, right ankle and foot CC/MCC Ex0
  - M14.672 Charcôt's joint, left ankle and foot CC/MCC Ex0
  - M14.679 Charcôt's joint, unspecified ankle and foot CC/MCC Ex0
- M14.68 Charcôt's joint, vertebrae CC/MCC Ex0
- M14.69 Charcôt's joint, multiple sites CC/MCC Ex0

M14.8 Arthropathies in other specified diseases classified elsewhere

Code first underlying disease, such as:

- amyloidosis (E85.-)
- erythema multiforme (L51.-)
- erythema nodosum (L52)
- hemochromatosis (E83.11-)
- hyperparathyroidism (E21.-)
- hypothyroidism (E00-E03)
- sickle-cell disorders (D57.-)
- thyrotoxicosis [hyperthyroidism] (E05.-)
- Whipple's disease (K90.81)

- M14.80 Arthropathies in other specified diseases classified elsewhere, unspecified site
- M14.81 Arthropathies in other specified diseases classified elsewhere, shoulder
  - M14.811 Arthropathies in other specified diseases classified elsewhere, right shoulder
  - M14.812 Arthropathies in other specified diseases classified elsewhere, left shoulder
  - M14.819 Arthropathies in other specified diseases classified elsewhere, unspecified shoulder

- M14.82 Arthropathies in other specified diseases classified elsewhere, elbow
  - M14.821 Arthropathies in other specified diseases classified elsewhere, right elbow
  - M14.822 Arthropathies in other specified diseases classified elsewhere, left elbow
  - M14.829 Arthropathies in other specified diseases classified elsewhere, unspecified elbow
- M14.83 Arthropathies in other specified diseases classified elsewhere, wrist
  - M14.831 Arthropathies in other specified diseases classified elsewhere, right wrist
  - M14.832 Arthropathies in other specified diseases classified elsewhere, left wrist
  - M14.839 Arthropathies in other specified diseases classified elsewhere, unspecified wrist
- M14.84 Arthropathies in other specified diseases classified elsewhere, hand
  - M14.841 Arthropathies in other specified diseases classified elsewhere, right hand
  - M14.842 Arthropathies in other specified diseases classified elsewhere, left hand
  - M14.849 Arthropathies in other specified diseases classified elsewhere, unspecified hand
- M14.85 Arthropathies in other specified diseases classified elsewhere, hip
  - M14.851 Arthropathies in other specified diseases classified elsewhere, right hip
  - M14.852 Arthropathies in other specified diseases classified elsewhere, left hip
  - M14.859 Arthropathies in other specified diseases classified elsewhere, unspecified hip
- M14.86 Arthropathies in other specified diseases classified elsewhere, knee
  - M14.861 Arthropathies in other specified diseases classified elsewhere, right knee
  - M14.862 Arthropathies in other specified diseases classified elsewhere, left knee
  - M14.869 Arthropathies in other specified diseases classified elsewhere, unspecified knee
- M14.87 Arthropathies in other specified diseases classified elsewhere, ankle and foot
  - M14.871 Arthropathies in other specified diseases classified elsewhere, right ankle and foot
  - M14.872 Arthropathies in other specified diseases classified elsewhere, left ankle and foot
  - M14.879 Arthropathies in other specified diseases classified elsewhere, unspecified ankle and foot
- M14.88 Arthropathies in other specified diseases classified elsewhere, vertebrae
- M14.89 Arthropathies in other specified diseases classified elsewhere, multiple sites

Osteoarthritis (M15-M19)

EXCLUDES2 *osteoarthritis of spine (M47.-)*

4th **M15 Polyosteoarthritis**

DEFINITION: Osteoarthritis is a common chronic, degenerative disorder caused by wear and tear on the joints.

INCLUDES *arthritis of multiple sites*

EXCLUDES1 *bilateral involvement of single joint (M16-M19)*

M15.0 Primary generalized (osteo)arthritis CC/MCC Ex0

M15.1 Heberden's nodes (with arthropathy) CC/MCC Ex0

Interphalangeal distal osteoarthritis

M15.2 Bouchard's nodes (with arthropathy) CC/MCC Ex0

Juxtaphalangeal distal osteoarthritis

M15.3 Secondary multiple arthritis CC/MCC Ex0

Post-traumatic polyosteoarthritis

M15.4 Erosive (osteo)arthritis CC/MCC Ex0

M15.8 Other polyosteoarthritis CC/MCC Ex0

M15.9 Polyosteoarthritis, unspecified CC/MCC Ex0

Generalized osteoarthritis NOS

4th **M16 Osteoarthritis of hip**

M16.0 Bilateral primary osteoarthritis of hip CC/MCC Ex0

AHA: Q2 2018, Q4 2016

5th **M16.1 Unilateral primary osteoarthritis of hip**

Primary osteoarthritis of hip NOS

M16.10 Unilateral primary osteoarthritis, unspecified hip CC/MCC Ex0

M16.11 Unilateral primary osteoarthritis, right hip CC/MCC Ex0

M16.12 Unilateral primary osteoarthritis, left hip CC/MCC Ex0

M16.2 Bilateral osteoarthritis resulting from hip dysplasia CC/MCC Ex0

5th M16.3 Unilateral osteoarthritis resulting from hip dysplasia

Dysplastic osteoarthritis of hip NOS

M16.30 Unilateral osteoarthritis resulting from hip dysplasia, unspecified hip CC/MCC Ex0

M16.31 Unilateral osteoarthritis resulting from hip dysplasia, right hip CC/MCC Ex0

M16.32 Unilateral osteoarthritis resulting from hip dysplasia, left hip CC/MCC Ex0

M16.4 Bilateral post-traumatic osteoarthritis of hip CC/MCC Ex0

5th M16.5 Unilateral post-traumatic osteoarthritis of hip

Post-traumatic osteoarthritis of hip NOS

M16.50 Unilateral post-traumatic osteoarthritis, unspecified hip CC/MCC Ex0

M16.51 Unilateral post-traumatic osteoarthritis, right hip CC/MCC Ex0

M16.52 Unilateral post-traumatic osteoarthritis, left hip CC/MCC Ex0

M16.6 Other bilateral secondary osteoarthritis of hip CC/MCC Ex0

M16.7 Other unilateral secondary osteoarthritis of hip CC/MCC Ex0

Secondary osteoarthritis of hip NOS

M16.9 Osteoarthritis of hip, unspecified CC/MCC Ex0

4th M17 Osteoarthritis of knee

M17.0 Bilateral primary osteoarthritis of knee CC/MCC Ex0

5th M17.1 Unilateral primary osteoarthritis of knee

Primary osteoarthritis of knee NOS

M17.10 Unilateral primary osteoarthritis, unspecified knee CC/MCC Ex0

AHA: Q4 2016

M17.11 Unilateral primary osteoarthritis, right knee CC/MCC Ex0

M17.12 Unilateral primary osteoarthritis, left knee CC/MCC Ex0

AHA: Q4 2016

M17.2 Bilateral post-traumatic osteoarthritis of knee CC/MCC Ex0

5th M17.3 Unilateral post-traumatic osteoarthritis of knee

Post-traumatic osteoarthritis of knee NOS

M17.30 Unilateral post-traumatic osteoarthritis, unspecified knee CC/MCC Ex0

M17.31 Unilateral post-traumatic osteoarthritis, right knee CC/MCC Ex0

M17.32 Unilateral post-traumatic osteoarthritis, left knee CC/MCC Ex0

M17.4 Other bilateral secondary osteoarthritis of knee CC/MCC Ex0

M17.5 Other unilateral secondary osteoarthritis of knee CC/MCC Ex0

Secondary osteoarthritis of knee NOS

M17.9 Osteoarthritis of knee, unspecified CC/MCC Ex0

AHA: Q4 2016

4th M18 Osteoarthritis of first carpometacarpal joint

M18.0 Bilateral primary osteoarthritis of first carpometacarpal joints CC/MCC Ex0

5th M18.1 Unilateral primary osteoarthritis of first carpometacarpal joint

Primary osteoarthritis of first carpometacarpal joint NOS

M18.10 Unilateral primary osteoarthritis of first carpometacarpal joint, unspecified hand CC/MCC Ex0

M18.11 Unilateral primary osteoarthritis of first carpometacarpal joint, right hand CC/MCC Ex0

M18.12 Unilateral primary osteoarthritis of first carpometacarpal joint, left hand CC/MCC Ex0

M18.2 Bilateral post-traumatic osteoarthritis of first carpometacarpal joints CC/MCC Ex0

5th M18.3 Unilateral post-traumatic osteoarthritis of first carpometacarpal joint

Post-traumatic osteoarthritis of first carpometacarpal joint NOS

M18.30 Unilateral post-traumatic osteoarthritis of first carpometacarpal joint, unspecified hand CC/MCC Ex0

M18.31 Unilateral post-traumatic osteoarthritis of first carpometacarpal joint, right hand CC/MCC Ex0

M18.32 Unilateral post-traumatic osteoarthritis of first carpometacarpal joint, left hand CC/MCC Ex0

M18.4 Other bilateral secondary osteoarthritis of first carpometacarpal joints CC/MCC Ex0

5th M18.5 Other unilateral secondary osteoarthritis of first carpometacarpal joint

Secondary osteoarthritis of first carpometacarpal joint NOS

M18.50 Other unilateral secondary osteoarthritis of first carpometacarpal joint, unspecified hand CC/MCC Ex6

M18.51 Other unilateral secondary osteoarthritis of first carpometacarpal joint, right hand CC/MCC Ex6

M18.52 Other unilateral secondary osteoarthritis of first carpometacarpal joint, left hand CC/MCC Ex6

M18.9 Osteoarthritis of first carpometacarpal joint, unspecified CC/MCC Ex6

4th M19 Other and unspecified osteoarthritis

Excludes1 *polyarthritis (M15.-)*

Excludes2 *arthrosis of spine (M47.-)*

hallux rigidus (M20.2)

osteoarthritis of spine (M47.-)

5th M19.0 Primary osteoarthritis of other joints

6th M19.01 Primary osteoarthritis, shoulder

M19.011 Primary osteoarthritis, right shoulder CC/MCC Ex6

AHA: Q4 2016

M19.012 Primary osteoarthritis, left shoulder CC/MCC Ex6

M19.019 Primary osteoarthritis, unspecified shoulder CC/MCC Ex6

6th M19.02 Primary osteoarthritis, elbow

M19.021 Primary osteoarthritis, right elbow CC/MCC Ex6

M19.022 Primary osteoarthritis, left elbow CC/MCC Ex6

M19.029 Primary osteoarthritis, unspecified elbow CC/MCC Ex6

6th M19.03 Primary osteoarthritis, wrist

M19.031 Primary osteoarthritis, right wrist CC/MCC Ex6

M19.032 Primary osteoarthritis, left wrist CC/MCC Ex6

M19.039 Primary osteoarthritis, unspecified wrist CC/MCC Ex6

6th M19.04 Primary osteoarthritis, hand

primary osteoarthritis of first carpometacarpal joint (M18.0-, M18.1-)

M19.041 Primary osteoarthritis, right hand CC/MCC Ex0

M19.042 Primary osteoarthritis, left hand CC/MCC Ex0

M19.049 Primary osteoarthritis, unspecified hand CC/MCC Ex0

6th M19.07 Primary osteoarthritis ankle and foot

M19.071 Primary osteoarthritis, right ankle and foot CC/MCC Ex0

M19.072 Primary osteoarthritis, left ankle and foot CC/MCC Ex0

M19.079 Primary osteoarthritis, unspecified ankle and foot CC/MCC Ex0

M19.09 Primary osteoarthritis, other specified site

5th M19.1 Post-traumatic osteoarthritis of other joints

6th M19.11 Post-traumatic osteoarthritis, shoulder

M19.111 Post-traumatic osteoarthritis, right shoulder CC/MCC Ex0

M19.112 Post-traumatic osteoarthritis, left shoulder CC/MCC Ex0

M19.119 Post-traumatic osteoarthritis, unspecified shoulder CC/MCC Ex0

6th M19.12 Post-traumatic osteoarthritis, elbow

M19.121 Post-traumatic osteoarthritis, right elbow CC/MCC Ex0

M19.122 Post-traumatic osteoarthritis, left elbow CC/MCC Ex0

M19.129 Post-traumatic osteoarthritis, unspecified elbow CC/MCC Ex0

6th M19.13 Post-traumatic osteoarthritis, wrist

M19.131 Post-traumatic osteoarthritis, right wrist CC/MCC Ex0

M19.132 Post-traumatic osteoarthritis, left wrist CC/MCC Ex0

M19.139 Post-traumatic osteoarthritis, unspecified wrist CC/MCC Ex0

6th M19.14 Post-traumatic osteoarthritis, hand

post-traumatic osteoarthritis of first carpometacarpal joint (M18.2-, M18.3-)

M19.141 Post-traumatic osteoarthritis, right hand CC/MCC Ex0

M19.142 Post-traumatic osteoarthritis, left hand CC/MCC Ex0

M19.149 Post-traumatic osteoarthritis, unspecified hand CC/MCC Ex0

- M19.17 Post-traumatic osteoarthritis, ankle and foot
  - M19.171 Post-traumatic osteoarthritis, right ankle and foot CC/MCC Ex0
  - M19.172 Post-traumatic osteoarthritis, left ankle and foot CC/MCC Ex0
  - M19.179 Post-traumatic osteoarthritis, unspecified ankle and foot CC/MCC Ex0
- M19.19 Post-traumatic osteoarthritis, other specified site

5th M19.2 Secondary osteoarthritis of other joints

- M19.21 Secondary osteoarthritis, shoulder
  - M19.211 Secondary osteoarthritis, right shoulder CC/MCC Ex0
  - M19.212 Secondary osteoarthritis, left shoulder CC/MCC Ex0
  - M19.219 Secondary osteoarthritis, unspecified shoulder CC/MCC Ex0
- M19.22 Secondary osteoarthritis, elbow
  - M19.221 Secondary osteoarthritis, right elbow CC/MCC Ex0
  - M19.222 Secondary osteoarthritis, left elbow CC/MCC Ex0
  - M19.229 Secondary osteoarthritis, unspecified elbow CC/MCC Ex0
- M19.23 Secondary osteoarthritis, wrist
  - M19.231 Secondary osteoarthritis, right wrist CC/MCC Ex0
  - M19.232 Secondary osteoarthritis, left wrist CC/MCC Ex0
  - M19.239 Secondary osteoarthritis, unspecified wrist CC/MCC Ex0
- M19.24 Secondary osteoarthritis, hand
  - M19.241 Secondary osteoarthritis, right hand CC/MCC Ex0
  - M19.242 Secondary osteoarthritis, left hand CC/MCC Ex0
  - M19.249 Secondary osteoarthritis, unspecified hand CC/MCC Ex0
- M19.27 Secondary osteoarthritis, ankle and foot
  - M19.271 Secondary osteoarthritis, right ankle and foot CC/MCC Ex0
  - M19.272 Secondary osteoarthritis, left ankle and foot CC/MCC Ex0
  - M19.279 Secondary osteoarthritis, unspecified ankle and foot CC/MCC Ex0
- M19.29 Secondary osteoarthritis, other specified site

5th M19.9 Osteoarthritis, unspecified site

M19.90 Unspecified osteoarthritis, unspecified site CC/MCC Ex

AHA: Q4 2016

Arthrosis NOS

Arthritis NOS

Osteoarthritis NOS

M19.91 Primary osteoarthritis, unspecified site CC/MCC Ex

Primary osteoarthritis NOS

M19.92 Post-traumatic osteoarthritis, unspecified site CC/MCC Ex

Post-traumatic osteoarthritis NOS

M19.93 Secondary osteoarthritis, unspecified site CC/MCC Ex

Secondary osteoarthritis NOS

Other joint disorders (M20-M25)

EXCLUDES *joints of the spine (M40-M54)*

4th **M20 Acquired deformities of fingers and toes**

EXCLUDES *acquired absence of fingers and toes (Z89.-)*

congenital absence of fingers and toes (Q71.3-, Q72.3-)

congenital deformities and malformations of fingers and toes (Q66.-, Q68-Q70, Q74.-)

5th **M20.0 Deformity of finger(s)**

EXCLUDES *clubbing of fingers (R68.3)*

palmar fascial fibromatosis [Dupuytren] (M72.0)

trigger finger (M65.3)

6th **M20.00 Unspecified deformity of finger(s)**

M20.001 Unspecified deformity of right finger(s)

M20.002 Unspecified deformity of left finger(s)

M20.009 Unspecified deformity of unspecified finger(s)

6th **M20.01 Mallet finger**

M20.011 Mallet finger of right finger(s)

M20.012 Mallet finger of left finger(s)

M20.019 Mallet finger of unspecified finger(s)

6th **M20.02 Boutonnière deformity**

M20.021 Boutonnière deformity of right finger(s)

M20.022 Boutonnière deformity of left finger(s)

M20.029 Boutonnière deformity of unspecified finger(s)

6th **M20.03 Swan-neck deformity**

M20.031 Swan-neck deformity of right finger(s)

M20.032 Swan-neck deformity of left finger(s)

M20.039 Swan-neck deformity of unspecified finger(s)

6th **M20.09 Other deformity of finger(s)**

M20.091 Other deformity of right finger(s)

M20.092 Other deformity of left finger(s)

M20.099 Other deformity of finger(s), unspecified finger(s)

5th **M20.1 Hallux valgus (acquired) (Figure 13.1)**

EXCLUDES *bunion (M21.6-)*

M20.10 Hallux valgus (acquired), unspecified foot

M20.11 Hallux valgus (acquired), right foot

M20.12 Hallux valgus (acquired), left foot

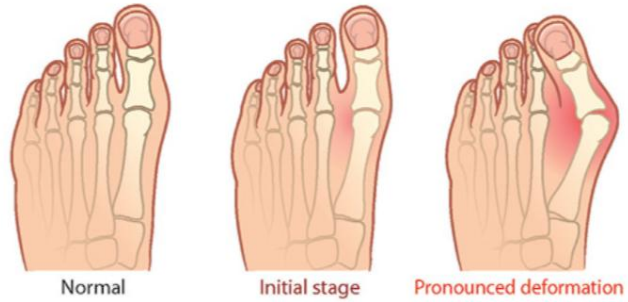

Figure 13.1 Hallux Valgus (Bunion)

5th M20.2 Hallux rigidus
- M20.20 Hallux rigidus, unspecified foot
- M20.21 Hallux rigidus, right foot
- M20.22 Hallux rigidus, left foot

5th M20.3 Hallux varus (acquired)
- M20.30 Hallux varus (acquired), unspecified foot
- M20.31 Hallux varus (acquired), right foot
- M20.32 Hallux varus (acquired), left foot

5th M20.4 Other hammer toe(s) (acquired)
- M20.40 Other hammer toe(s) (acquired), unspecified foot
- M20.41 Other hammer toe(s) (acquired), right foot
- M20.42 Other hammer toe(s) (acquired), left foot

5th M20.5 Other deformities of toe(s) (acquired)

6th M20.5X Other deformities of toe(s) (acquired)
- M20.5X1 Other deformities of toe(s) (acquired), right foot
- M20.5X2 Other deformities of toe(s) (acquired), left foot
- M20.5X9 Other deformities of toe(s) (acquired), unspecified foot

5th M20.6 Acquired deformities of toe(s), unspecified

M20.60 Acquired deformities of toe(s), unspecified, unspecified foot

M20.61 Acquired deformities of toe(s), unspecified, right foot

M20.62 Acquired deformities of toe(s), unspecified, left foot

4th M21 Other acquired deformities of limbs

EXCLUDES1 *acquired absence of limb (Z89.-)*

congenital absence of limbs (Q71-Q73)

congenital deformities and malformations of limbs (Q65-Q66, Q68-Q74)

EXCLUDES2 *acquired deformities of fingers or toes (M20.-)*

coxa plana (M91.2)

5th M21.0 Valgus deformity, not elsewhere classified

EXCLUDES1 *metatarsus valgus (Q66.6)*

talipes calcaneovalgus (Q66.4-)

M21.00 Valgus deformity, not elsewhere classified, unspecified site

6th M21.02 Valgus deformity, not elsewhere classified, elbow

Cubitus valgus

M21.021 Valgus deformity, not elsewhere classified, right elbow

M21.022 Valgus deformity, not elsewhere classified, left elbow

M21.029 Valgus deformity, not elsewhere classified, unspecified elbow

6th M21.05 Valgus deformity, not elsewhere classified, hip

M21.051 Valgus deformity, not elsewhere classified, right hip

M21.052 Valgus deformity, not elsewhere classified, left hip

M21.059 Valgus deformity, not elsewhere classified, unspecified hip

6th M21.06 Valgus deformity, not elsewhere classified, knee

Genu valgum

Knock knee

M21.061 Valgus deformity, not elsewhere classified, right knee

M21.062 Valgus deformity, not elsewhere classified, left knee

M21.069 Valgus deformity, not elsewhere classified, unspecified knee

6th M21.07 Valgus deformity, not elsewhere classified, ankle

M21.071 Valgus deformity, not elsewhere classified, right ankle

M21.072 Valgus deformity, not elsewhere classified, left ankle

M21.079 Valgus deformity, not elsewhere classified, unspecified ankle

5th M21.1 Varus deformity, not elsewhere classified

EXCLUDES1 *metatarsus varus (Q66.22-)*

tibia vara (M92.51-)

M21.10 Varus deformity, not elsewhere classified, unspecified site

6th M21.12 Varus deformity, not elsewhere classified, elbow

Cubitus varus, elbow

M21.121 Varus deformity, not elsewhere classified, right elbow

M21.122 Varus deformity, not elsewhere classified, left elbow

M21.129 Varus deformity, not elsewhere classified, unspecified elbow

6th M21.15 Varus deformity, not elsewhere classified, hip

M21.151 Varus deformity, not elsewhere classified, right hip

M21.152 Varus deformity, not elsewhere classified, left hip

▲ M21.159 Varus deformity, not elsewhere classified, unspecified ▶hip◀

6th M21.16 Varus deformity, not elsewhere classified, knee

Bow leg

Genu varum

M21.161 Varus deformity, not elsewhere classified, right knee

M21.162 Varus deformity, not elsewhere classified, left knee

M21.169 Varus deformity, not elsewhere classified, unspecified knee

6th M21.17 Varus deformity, not elsewhere classified, ankle

M21.171 Varus deformity, not elsewhere classified, right ankle

M21.172 Varus deformity, not elsewhere classified, left ankle

M21.179 Varus deformity, not elsewhere classified, unspecified ankle

- M21.2 Flexion deformity
  - M21.20 Flexion deformity, unspecified site
  - M21.21 Flexion deformity, shoulder
    - M21.211 Flexion deformity, right shoulder
    - M21.212 Flexion deformity, left shoulder
    - M21.219 Flexion deformity, unspecified shoulder
  - M21.22 Flexion deformity, elbow
    - M21.221 Flexion deformity, right elbow
    - M21.222 Flexion deformity, left elbow
    - M21.229 Flexion deformity, unspecified elbow
  - M21.23 Flexion deformity, wrist
    - M21.231 Flexion deformity, right wrist
    - M21.232 Flexion deformity, left wrist
    - M21.239 Flexion deformity, unspecified wrist
  - M21.24 Flexion deformity, finger joints
    - M21.241 Flexion deformity, right finger joints
    - M21.242 Flexion deformity, left finger joints
    - M21.249 Flexion deformity, unspecified finger joints
  - M21.25 Flexion deformity, hip
    - M21.251 Flexion deformity, right hip
    - M21.252 Flexion deformity, left hip
    - M21.259 Flexion deformity, unspecified hip
  - M21.26 Flexion deformity, knee
    - M21.261 Flexion deformity, right knee
    - M21.262 Flexion deformity, left knee
    - M21.269 Flexion deformity, unspecified knee
  - M21.27 Flexion deformity, ankle and toes
    - M21.271 Flexion deformity, right ankle and toes
    - M21.272 Flexion deformity, left ankle and toes
    - M21.279 Flexion deformity, unspecified ankle and toes

5th M21.3 Wrist or foot drop (acquired)

6th M21.33 Wrist drop (acquired)

M21.331 Wrist drop, right wrist

M21.332 Wrist drop, left wrist

M21.339 Wrist drop, unspecified wrist

6th M21.37 Foot drop (acquired)

M21.371 Foot drop, right foot

M21.372 Foot drop, left foot

M21.379 Foot drop, unspecified foot

5th M21.4 Flat foot [pes planus] (acquired) (Figure 13.2)

EXCLUDES1 *congenital pes planus (Q66.5-)*

M21.40 Flat foot [pes planus] (acquired), unspecified foot

M21.41 Flat foot [pes planus] (acquired), right foot

M21.42 Flat foot [pes planus] (acquired), left foot

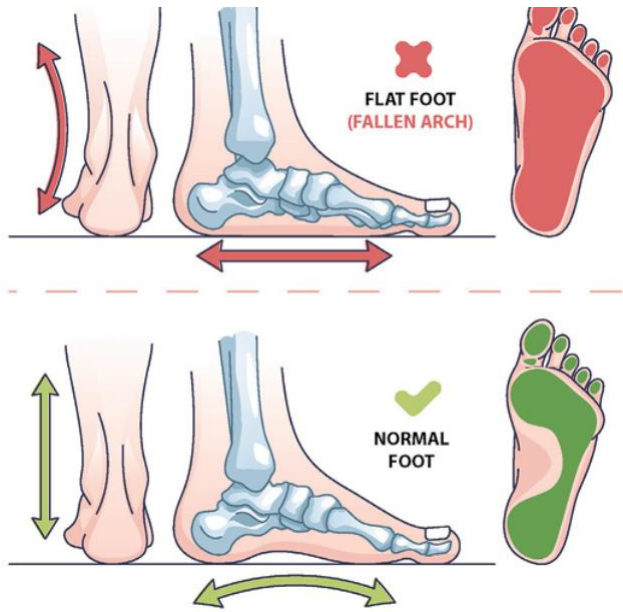

Figure 13.2 Normal Foot Arch and Fallen Foot Arch

- M21.5 Acquired clawhand, clubhand, clawfoot and clubfoot
  - EXCLUDES1 *clubfoot, not specified as acquired (Q66.89)*
  - M21.51 Acquired clawhand
    - M21.511 Acquired clawhand, right hand
    - M21.512 Acquired clawhand, left hand
    - M21.519 Acquired clawhand, unspecified hand
  - M21.52 Acquired clubhand
    - M21.521 Acquired clubhand, right hand
    - M21.522 Acquired clubhand, left hand
    - M21.529 Acquired clubhand, unspecified hand
  - M21.53 Acquired clawfoot
    - M21.531 Acquired clawfoot, right foot
    - M21.532 Acquired clawfoot, left foot
    - M21.539 Acquired clawfoot, unspecified foot
  - M21.54 Acquired clubfoot
    - M21.541 Acquired clubfoot, right foot
    - M21.542 Acquired clubfoot, left foot
    - M21.549 Acquired clubfoot, unspecified foot
- M21.6 Other acquired deformities of foot
  - EXCLUDES1 *deformities of toe (acquired) (M20.1-M20.6-)*
  - M21.61 Bunion
    - M21.611 Bunion of right foot
      - AHA: Q4 2016
    - M21.612 Bunion of left foot
      - AHA: Q4 2016
    - M21.619 Bunion of unspecified foot
      - AHA: Q4 2016

6th M21.62 Bunionette
- M21.621 Bunionette of right foot
  - AHA: Q4 2016
- M21.622 Bunionette of left foot
  - AHA: Q4 2016
- M21.629 Bunionette of unspecified foot
  - AHA: Q4 2016

6th M21.6X Other acquired deformities of foot
- M21.6X1 Other acquired deformities of right foot
  - AHA: Q3 2023
- M21.6X2 Other acquired deformities of left foot
- M21.6X9 Other acquired deformities of unspecified foot

5th M21.7 Unequal limb length (acquired)

NOTES The site used should correspond to the shorter limb

M21.70 Unequal limb length (acquired), unspecified site

6th M21.72 Unequal limb length (acquired), humerus
- M21.721 Unequal limb length (acquired), right humerus
- M21.722 Unequal limb length (acquired), left humerus
- M21.729 Unequal limb length (acquired), unspecified humerus

6th M21.73 Unequal limb length (acquired), ulna and radius
- M21.731 Unequal limb length (acquired), right ulna
- M21.732 Unequal limb length (acquired), left ulna
- M21.733 Unequal limb length (acquired), right radius
- M21.734 Unequal limb length (acquired), left radius
- M21.739 Unequal limb length (acquired), unspecified ulna and radius

6th M21.75 Unequal limb length (acquired), femur
- M21.751 Unequal limb length (acquired), right femur
- M21.752 Unequal limb length (acquired), left femur
- M21.759 Unequal limb length (acquired), unspecified femur

- M21.76 Unequal limb length (acquired), tibia and fibula
  - M21.761 Unequal limb length (acquired), right tibia
  - M21.762 Unequal limb length (acquired), left tibia
  - M21.763 Unequal limb length (acquired), right fibula
  - M21.764 Unequal limb length (acquired), left fibula
  - M21.769 Unequal limb length (acquired), unspecified tibia and fibula
- M21.8 Other specified acquired deformities of limbs
  - Excludes1 *coxa plana (M91.2)*
  - M21.80 Other specified acquired deformities of unspecified limb
  - M21.82 Other specified acquired deformities of upper arm
    - M21.821 Other specified acquired deformities of right upper arm
    - M21.822 Other specified acquired deformities of left upper arm
    - M21.829 Other specified acquired deformities of unspecified upper arm
  - M21.83 Other specified acquired deformities of forearm
    - M21.831 Other specified acquired deformities of right forearm
    - M21.832 Other specified acquired deformities of left forearm
    - M21.839 Other specified acquired deformities of unspecified forearm
  - M21.85 Other specified acquired deformities of thigh
    - M21.851 Other specified acquired deformities of right thigh
    - M21.852 Other specified acquired deformities of left thigh
    - M21.859 Other specified acquired deformities of unspecified thigh
  - M21.86 Other specified acquired deformities of lower leg
    - M21.861 Other specified acquired deformities of right lower leg
    - M21.862 Other specified acquired deformities of left lower leg
    - M21.869 Other specified acquired deformities of unspecified lower leg

- M21.9 Unspecified acquired deformity of limb and hand
  - M21.90 Unspecified acquired deformity of unspecified limb
  - M21.92 Unspecified acquired deformity of upper arm
    - M21.921 Unspecified acquired deformity of right upper arm
    - M21.922 Unspecified acquired deformity of left upper arm
    - M21.929 Unspecified acquired deformity of unspecified upper arm
  - M21.93 Unspecified acquired deformity of forearm
    - M21.931 Unspecified acquired deformity of right forearm
    - M21.932 Unspecified acquired deformity of left forearm
    - M21.939 Unspecified acquired deformity of unspecified forearm
  - M21.94 Unspecified acquired deformity of hand
    - M21.941 Unspecified acquired deformity of hand, right hand
    - M21.942 Unspecified acquired deformity of hand, left hand
    - M21.949 Unspecified acquired deformity of hand, unspecified hand
  - M21.95 Unspecified acquired deformity of thigh
    - M21.951 Unspecified acquired deformity of right thigh
    - M21.952 Unspecified acquired deformity of left thigh
    - M21.959 Unspecified acquired deformity of unspecified thigh
  - M21.96 Unspecified acquired deformity of lower leg
    - M21.961 Unspecified acquired deformity of right lower leg
    - M21.962 Unspecified acquired deformity of left lower leg
    - M21.969 Unspecified acquired deformity of unspecified lower leg
- M22 Disorder of patella
  - EXCLUDES2 *traumatic dislocation of patella (S83.0-)*
  - M22.0 Recurrent dislocation of patella
    - M22.00 Recurrent dislocation of patella, unspecified knee
    - M22.01 Recurrent dislocation of patella, right knee
    - M22.02 Recurrent dislocation of patella, left knee

- M22.1 Recurrent subluxation of patella
  - Incomplete dislocation of patella
  - M22.10 Recurrent subluxation of patella, unspecified knee
  - M22.11 Recurrent subluxation of patella, right knee
  - M22.12 Recurrent subluxation of patella, left knee
- M22.2 Patellofemoral disorders
  - M22.2X Patellofemoral disorders
    - M22.2X1 Patellofemoral disorders, right knee
    - M22.2X2 Patellofemoral disorders, left knee
    - M22.2X9 Patellofemoral disorders, unspecified knee
- M22.3 Other derangements of patella
  - M22.3X Other derangements of patella
    - M22.3X1 Other derangements of patella, right knee
    - M22.3X2 Other derangements of patella, left knee
    - M22.3X9 Other derangements of patella, unspecified knee
- M22.4 Chondromalacia patellae
  - M22.40 Chondromalacia patellae, unspecified knee
  - M22.41 Chondromalacia patellae, right knee
  - M22.42 Chondromalacia patellae, left knee
- M22.8 Other disorders of patella
  - M22.8X Other disorders of patella
    - M22.8X1 Other disorders of patella, right knee
    - M22.8X2 Other disorders of patella, left knee
    - M22.8X9 Other disorders of patella, unspecified knee
- M22.9 Unspecified disorder of patella
  - M22.90 Unspecified disorder of patella, unspecified knee
  - M22.91 Unspecified disorder of patella, right knee
  - M22.92 Unspecified disorder of patella, left knee

4th **M23 Internal derangement of knee**

Excludes1 *ankylosis (M24.66)*
deformity of knee (M21.-)
osteochondritis dissecans (M93.2)

Excludes2 *current injury - see injury of knee and lower leg (S80-S89)*
recurrent dislocation or subluxation of joints (M24.4)
recurrent dislocation or subluxation of patella (M22.0-M22.1)

5th **M23.0 Cystic meniscus**

6th **M23.00 Cystic meniscus, unspecified meniscus**

Cystic meniscus, unspecified lateral meniscus
Cystic meniscus, unspecified medial meniscus

M23.000 Cystic meniscus, unspecified lateral meniscus, right knee
M23.001 Cystic meniscus, unspecified lateral meniscus, left knee
M23.002 Cystic meniscus, unspecified lateral meniscus, unspecified knee
M23.003 Cystic meniscus, unspecified medial meniscus, right knee
M23.004 Cystic meniscus, unspecified medial meniscus, left knee
M23.005 Cystic meniscus, unspecified medial meniscus, unspecified knee
M23.006 Cystic meniscus, unspecified meniscus, right knee
M23.007 Cystic meniscus, unspecified meniscus, left knee
M23.009 Cystic meniscus, unspecified meniscus, unspecified knee

6th **M23.01 Cystic meniscus, anterior horn of medial meniscus**

M23.011 Cystic meniscus, anterior horn of medial meniscus, right knee
M23.012 Cystic meniscus, anterior horn of medial meniscus, left knee
M23.019 Cystic meniscus, anterior horn of medial meniscus, unspecified knee

6th **M23.02 Cystic meniscus, posterior horn of medial meniscus**

M23.021 Cystic meniscus, posterior horn of medial meniscus, right knee
M23.022 Cystic meniscus, posterior horn of medial meniscus, left knee
M23.029 Cystic meniscus, posterior horn of medial meniscus, unspecified knee

- M23.03 Cystic meniscus, other medial meniscus
  - M23.031 Cystic meniscus, other medial meniscus, right knee
  - M23.032 Cystic meniscus, other medial meniscus, left knee
  - M23.039 Cystic meniscus, other medial meniscus, unspecified knee
- M23.04 Cystic meniscus, anterior horn of lateral meniscus
  - M23.041 Cystic meniscus, anterior horn of lateral meniscus, right knee
  - M23.042 Cystic meniscus, anterior horn of lateral meniscus, left knee
  - M23.049 Cystic meniscus, anterior horn of lateral meniscus, unspecified knee
- M23.05 Cystic meniscus, posterior horn of lateral meniscus
  - M23.051 Cystic meniscus, posterior horn of lateral meniscus, right knee
  - M23.052 Cystic meniscus, posterior horn of lateral meniscus, left knee
  - M23.059 Cystic meniscus, posterior horn of lateral meniscus, unspecified knee
- M23.06 Cystic meniscus, other lateral meniscus
  - M23.061 Cystic meniscus, other lateral meniscus, right knee
  - M23.062 Cystic meniscus, other lateral meniscus, left knee
  - M23.069 Cystic meniscus, other lateral meniscus, unspecified knee

- M23.2 Derangement of meniscus due to old tear or injury
  - Old bucket-handle tear
  - M23.20 Derangement of unspecified meniscus due to old tear or injury
    - Derangement of unspecified lateral meniscus due to old tear or injury
    - Derangement of unspecified medial meniscus due to old tear or injury
    - M23.200 Derangement of unspecified lateral meniscus due to old tear or injury, right knee
    - M23.201 Derangement of unspecified lateral meniscus due to old tear or injury, left knee
    - M23.202 Derangement of unspecified lateral meniscus due to old tear or injury, unspecified knee
    - M23.203 Derangement of unspecified medial meniscus due to old tear or injury, right knee
    - M23.204 Derangement of unspecified medial meniscus due to old tear or injury, left knee
    - M23.205 Derangement of unspecified medial meniscus due to old tear or injury, unspecified knee
    - M23.206 Derangement of unspecified meniscus due to old tear or injury, right knee
    - M23.207 Derangement of unspecified meniscus due to old tear or injury, left knee
    - M23.209 Derangement of unspecified meniscus due to old tear or injury, unspecified knee

- M23.21 Derangement of anterior horn of medial meniscus due to old tear or injury
  - M23.211 Derangement of anterior horn of medial meniscus due to old tear or injury, right knee
  - M23.212 Derangement of anterior horn of medial meniscus due to old tear or injury, left knee
  - M23.219 Derangement of anterior horn of medial meniscus due to old tear or injury, unspecified knee
- M23.22 Derangement of posterior horn of medial meniscus due to old tear or injury
  - M23.221 Derangement of posterior horn of medial meniscus due to old tear or injury, right knee
  - M23.222 Derangement of posterior horn of medial meniscus due to old tear or injury, left knee
  - M23.229 Derangement of posterior horn of medial meniscus due to old tear or injury, unspecified knee
- M23.23 Derangement of other medial meniscus due to old tear or injury
  - M23.231 Derangement of other medial meniscus due to old tear or injury, right knee
  - M23.232 Derangement of other medial meniscus due to old tear or injury, left knee
  - M23.239 Derangement of other medial meniscus due to old tear or injury, unspecified knee
- M23.24 Derangement of anterior horn of lateral meniscus due to old tear or injury
  - M23.241 Derangement of anterior horn of lateral meniscus due to old tear or injury, right knee
  - M23.242 Derangement of anterior horn of lateral meniscus due to old tear or injury, left knee
  - M23.249 Derangement of anterior horn of lateral meniscus due to old tear or injury, unspecified knee
- M23.25 Derangement of posterior horn of lateral meniscus due to old tear or injury
  - M23.251 Derangement of posterior horn of lateral meniscus due to old tear or injury, right knee
  - M23.252 Derangement of posterior horn of lateral meniscus due to old tear or injury, left knee
  - M23.259 Derangement of posterior horn of lateral meniscus due to old tear or injury, unspecified knee
- M23.26 Derangement of other lateral meniscus due to old tear or injury
  - M23.261 Derangement of other lateral meniscus due to old tear or injury, right knee
  - M23.262 Derangement of other lateral meniscus due to old tear or injury, left knee
  - M23.269 Derangement of other lateral meniscus due to old tear or injury, unspecified knee

- M23.3 Other meniscus derangements
  - Degenerate meniscus
  - Detached meniscus
  - Retained meniscus
  - M23.30 Other meniscus derangements, unspecified meniscus
    - Other meniscus derangements, unspecified lateral meniscus
    - Other meniscus derangements, unspecified medial meniscus
    - M23.300 Other meniscus derangements, unspecified lateral meniscus, right knee
    - M23.301 Other meniscus derangements, unspecified lateral meniscus, left knee
    - M23.302 Other meniscus derangements, unspecified lateral meniscus, unspecified knee
    - M23.303 Other meniscus derangements, unspecified medial meniscus, right knee
    - M23.304 Other meniscus derangements, unspecified medial meniscus, left knee
    - M23.305 Other meniscus derangements, unspecified medial meniscus, unspecified knee
    - M23.306 Other meniscus derangements, unspecified meniscus, right knee
    - M23.307 Other meniscus derangements, unspecified meniscus, left knee
    - M23.309 Other meniscus derangements, unspecified meniscus, unspecified knee
  - M23.31 Other meniscus derangements, anterior horn of medial meniscus
    - M23.311 Other meniscus derangements, anterior horn of medial meniscus, right knee
    - M23.312 Other meniscus derangements, anterior horn of medial meniscus, left knee
    - M23.319 Other meniscus derangements, anterior horn of medial meniscus, unspecified knee
  - M23.32 Other meniscus derangements, posterior horn of medial meniscus
    - M23.321 Other meniscus derangements, posterior horn of medial meniscus, right knee
    - M23.322 Other meniscus derangements, posterior horn of medial meniscus, left knee
    - M23.329 Other meniscus derangements, posterior horn of medial meniscus, unspecified knee
  - M23.33 Other meniscus derangements, other medial meniscus
    - M23.331 Other meniscus derangements, other medial meniscus, right knee
    - M23.332 Other meniscus derangements, other medial meniscus, left knee
    - M23.339 Other meniscus derangements, other medial meniscus, unspecified knee

- M23.34 Other meniscus derangements, anterior horn of lateral meniscus
  - M23.341 Other meniscus derangements, anterior horn of lateral meniscus, right knee
  - M23.342 Other meniscus derangements, anterior horn of lateral meniscus, left knee
  - M23.349 Other meniscus derangements, anterior horn of lateral meniscus, unspecified knee
- M23.35 Other meniscus derangements, posterior horn of lateral meniscus
  - M23.351 Other meniscus derangements, posterior horn of lateral meniscus, right knee
  - M23.352 Other meniscus derangements, posterior horn of lateral meniscus, left knee
  - M23.359 Other meniscus derangements, posterior horn of lateral meniscus, unspecified knee
- M23.36 Other meniscus derangements, other lateral meniscus
  - M23.361 Other meniscus derangements, other lateral meniscus, right knee
  - M23.362 Other meniscus derangements, other lateral meniscus, left knee
  - M23.369 Other meniscus derangements, other lateral meniscus, unspecified knee

- M23.4 Loose body in knee
  - M23.40 Loose body in knee, unspecified knee
  - M23.41 Loose body in knee, right knee
  - M23.42 Loose body in knee, left knee
- M23.5 Chronic instability of knee
  - M23.50 Chronic instability of knee, unspecified knee
  - M23.51 Chronic instability of knee, right knee
  - M23.52 Chronic instability of knee, left knee

- 5th M23.6 Other spontaneous disruption of ligament(s) of knee
  - 6th M23.60 Other spontaneous disruption of unspecified ligament of knee
    - M23.601 Other spontaneous disruption of unspecified ligament of right knee
    - M23.602 Other spontaneous disruption of unspecified ligament of left knee
    - M23.609 Other spontaneous disruption of unspecified ligament of unspecified knee
  - 6th M23.61 Other spontaneous disruption of anterior cruciate ligament of knee
    - M23.611 Other spontaneous disruption of anterior cruciate ligament of right knee
    - M23.612 Other spontaneous disruption of anterior cruciate ligament of left knee
    - M23.619 Other spontaneous disruption of anterior cruciate ligament of unspecified knee
  - 6th M23.62 Other spontaneous disruption of posterior cruciate ligament of knee
    - M23.621 Other spontaneous disruption of posterior cruciate ligament of right knee
    - M23.622 Other spontaneous disruption of posterior cruciate ligament of left knee
    - M23.629 Other spontaneous disruption of posterior cruciate ligament of unspecified knee
  - 6th M23.63 Other spontaneous disruption of medial collateral ligament of knee
    - M23.631 Other spontaneous disruption of medial collateral ligament of right knee
    - M23.632 Other spontaneous disruption of medial collateral ligament of left knee
    - M23.639 Other spontaneous disruption of medial collateral ligament of unspecified knee
  - 6th M23.64 Other spontaneous disruption of lateral collateral ligament of knee
    - M23.641 Other spontaneous disruption of lateral collateral ligament of right knee
    - M23.642 Other spontaneous disruption of lateral collateral ligament of left knee
    - M23.649 Other spontaneous disruption of lateral collateral ligament of unspecified knee
  - 6th M23.67 Other spontaneous disruption of capsular ligament of knee
    - M23.671 Other spontaneous disruption of capsular ligament of right knee
    - M23.672 Other spontaneous disruption of capsular ligament of left knee
    - M23.679 Other spontaneous disruption of capsular ligament of unspecified knee

5th M23.8 Other internal derangements of knee

Laxity of ligament of knee

Snapping knee

6th M23.8X Other internal derangements of knee

M23.8X1 Other internal derangements of right knee

M23.8X2 Other internal derangements of left knee

M23.8X9 Other internal derangements of unspecified knee

5th M23.9 Unspecified internal derangement of knee

M23.90 Unspecified internal derangement of unspecified knee

M23.91 Unspecified internal derangement of right knee

M23.92 Unspecified internal derangement of left knee

4th M24 Other specific joint derangements

Excludes1 *current injury - see injury of joint by body region*

Excludes2 *ganglion (M67.4)*

snapping knee (M23.8-)

temporomandibular joint disorders (M26.6-)

5th M24.0 Loose body in joint

DEFINITION: A loose body in a joint consists of fragments of bone and/or cartilage that float in the joint. These can float freely, or cause the joint to lock or catch.

Excludes2 *loose body in knee (M23.4)*

M24.00 Loose body in unspecified joint

6th M24.01 Loose body in shoulder

M24.011 Loose body in right shoulder

M24.012 Loose body in left shoulder

M24.019 Loose body in unspecified shoulder

6th M24.02 Loose body in elbow

M24.021 Loose body in right elbow

M24.022 Loose body in left elbow

M24.029 Loose body in unspecified elbow

M24.03 Loose body in wrist
- M24.031 Loose body in right wrist
- M24.032 Loose body in left wrist
- M24.039 Loose body in unspecified wrist

M24.04 Loose body in finger joints
- M24.041 Loose body in right finger joint(s)
- M24.042 Loose body in left finger joint(s)
- M24.049 Loose body in unspecified finger joint(s)

M24.05 Loose body in hip
- M24.051 Loose body in right hip
- M24.052 Loose body in left hip
- M24.059 Loose body in unspecified hip

M24.07 Loose body in ankle and toe joints
- M24.071 Loose body in right ankle
- M24.072 Loose body in left ankle
- M24.073 Loose body in unspecified ankle
- M24.074 Loose body in right toe joint(s)
- M24.075 Loose body in left toe joint(s)
- ▲ M24.076 Loose body in unspecified toe ▶joint(s)◀

M24.08 Loose body, other site

M24.1 Other articular cartilage disorders

EXCLUDES2 *chondrocalcinosis (M11.1-, M11.2-)*
internal derangement of knee (M23.-)
metastatic calcification (E83.59)
ochronosis (E70.29)

M24.10 Other articular cartilage disorders, unspecified site CC/MCC Ex0

- M24.11 Other articular cartilage disorders, shoulder
  - M24.111 Other articular cartilage disorders, right shoulder CC/MCC Ex0
  - M24.112 Other articular cartilage disorders, left shoulder CC/MCC Ex0
  - M24.119 Other articular cartilage disorders, unspecified shoulder CC/MCC Ex0
- M24.12 Other articular cartilage disorders, elbow
  - M24.121 Other articular cartilage disorders, right elbow CC/MCC Ex0
  - M24.122 Other articular cartilage disorders, left elbow CC/MCC Ex0
  - M24.129 Other articular cartilage disorders, unspecified elbow CC/MCC Ex0
- M24.13 Other articular cartilage disorders, wrist
  - M24.131 Other articular cartilage disorders, right wrist CC/MCC Ex0
  - M24.132 Other articular cartilage disorders, left wrist CC/MCC Ex0
  - M24.139 Other articular cartilage disorders, unspecified wrist CC/MCC Ex0
- M24.14 Other articular cartilage disorders, hand
  - M24.141 Other articular cartilage disorders, right hand CC/MCC Ex0
  - M24.142 Other articular cartilage disorders, left hand CC/MCC Ex0
  - M24.149 Other articular cartilage disorders, unspecified hand CC/MCC Ex0
- M24.15 Other articular cartilage disorders, hip
  - M24.151 Other articular cartilage disorders, right hip CC/MCC Ex0
  - M24.152 Other articular cartilage disorders, left hip CC/MCC Ex0
  - M24.159 Other articular cartilage disorders, unspecified hip CC/MCC Ex0
- M24.17 Other articular cartilage disorders, ankle and foot
  - M24.171 Other articular cartilage disorders, right ankle CC/MCC Ex0
  - M24.172 Other articular cartilage disorders, left ankle CC/MCC Ex0
  - M24.173 Other articular cartilage disorders, unspecified ankle CC/MCC Ex0
  - M24.174 Other articular cartilage disorders, right foot CC/MCC Ex0
  - M24.175 Other articular cartilage disorders, left foot CC/MCC Ex0
  - M24.176 Other articular cartilage disorders, unspecified foot CC/MCC Ex0
- M24.19 Other articular cartilage disorders, other specified site

5th M24.2 Disorder of ligament

Instability secondary to old ligament injury

Ligamentous laxity NOS

EXCLUDES1 *familial ligamentous laxity (M35.7)*

EXCLUDES2 *internal derangement of knee (M23.5-M23.8X9)*

M24.20 Disorder of ligament, unspecified site

6th M24.21 Disorder of ligament, shoulder

M24.211 Disorder of ligament, right shoulder

M24.212 Disorder of ligament, left shoulder

M24.219 Disorder of ligament, unspecified shoulder

6th M24.22 Disorder of ligament, elbow

M24.221 Disorder of ligament, right elbow

M24.222 Disorder of ligament, left elbow

M24.229 Disorder of ligament, unspecified elbow

6th M24.23 Disorder of ligament, wrist

M24.231 Disorder of ligament, right wrist

M24.232 Disorder of ligament, left wrist

M24.239 Disorder of ligament, unspecified wrist

6th M24.24 Disorder of ligament, hand

M24.241 Disorder of ligament, right hand

M24.242 Disorder of ligament, left hand

M24.249 Disorder of ligament, unspecified hand

6th M24.25 Disorder of ligament, hip

M24.251 Disorder of ligament, right hip

M24.252 Disorder of ligament, left hip

M24.259 Disorder of ligament, unspecified hip

6th M24.27 Disorder of ligament, ankle and foot

M24.271 Disorder of ligament, right ankle

M24.272 Disorder of ligament, left ankle

M24.273 Disorder of ligament, unspecified ankle

M24.274 Disorder of ligament, right foot

M24.275 Disorder of ligament, left foot

M24.276 Disorder of ligament, unspecified foot

M24.28 Disorder of ligament, vertebrae

AHA: Q2 2023

M24.29 Disorder of ligament, other specified site

5th M24.3 Pathological dislocation of joint, not elsewhere classified

EXCLUDES1 *congenital dislocation or displacement of joint- see congenital malformations and deformations of the musculoskeletal system (Q65-Q79)*

current injury - see injury of joints and ligaments by body region

recurrent dislocation of joint (M24.4-)

M24.30 Pathological dislocation of unspecified joint, not elsewhere classified

6th M24.31 Pathological dislocation of shoulder, not elsewhere classified

M24.311 Pathological dislocation of right shoulder, not elsewhere classified

M24.312 Pathological dislocation of left shoulder, not elsewhere classified

M24.319 Pathological dislocation of unspecified shoulder, not elsewhere classified

6th M24.32 Pathological dislocation of elbow, not elsewhere classified

M24.321 Pathological dislocation of right elbow, not elsewhere classified

M24.322 Pathological dislocation of left elbow, not elsewhere classified

M24.329 Pathological dislocation of unspecified elbow, not elsewhere classified

6th M24.33 Pathological dislocation of wrist, not elsewhere classified

M24.331 Pathological dislocation of right wrist, not elsewhere classified

M24.332 Pathological dislocation of left wrist, not elsewhere classified

M24.339 Pathological dislocation of unspecified wrist, not elsewhere classified

6th M24.34 Pathological dislocation of hand, not elsewhere classified

M24.341 Pathological dislocation of right hand, not elsewhere classified

M24.342 Pathological dislocation of left hand, not elsewhere classified

M24.349 Pathological dislocation of unspecified hand, not elsewhere classified

6th M24.35 Pathological dislocation of hip, not elsewhere classified

M24.351 Pathological dislocation of right hip, not elsewhere classified

AHA: Q1 2022

M24.352 Pathological dislocation of left hip, not elsewhere classified

AHA: Q1 2022

M24.359 Pathological dislocation of unspecified hip, not elsewhere classified

M24.36 Pathological dislocation of knee, not elsewhere classified
- M24.361 Pathological dislocation of right knee, not elsewhere classified
- M24.362 Pathological dislocation of left knee, not elsewhere classified
- M24.369 Pathological dislocation of unspecified knee, not elsewhere classified

M24.37 Pathological dislocation of ankle and foot, not elsewhere classified
- M24.371 Pathological dislocation of right ankle, not elsewhere classified
- M24.372 Pathological dislocation of left ankle, not elsewhere classified
- M24.373 Pathological dislocation of unspecified ankle, not elsewhere classified
- M24.374 Pathological dislocation of right foot, not elsewhere classified
- M24.375 Pathological dislocation of left foot, not elsewhere classified
- M24.376 Pathological dislocation of unspecified foot, not elsewhere classified

M24.39 Pathological dislocation of other specified joint, not elsewhere classified

M24.4 Recurrent dislocation of joint

Recurrent subluxation of joint

EXCLUDES *recurrent dislocation of patella (M22.0-M22.1)*

recurrent vertebral dislocation (M43.3-, M43.4, M43.5-)

M24.40 Recurrent dislocation, unspecified joint

M24.41 Recurrent dislocation, shoulder
- M24.411 Recurrent dislocation, right shoulder
- M24.412 Recurrent dislocation, left shoulder
- M24.419 Recurrent dislocation, unspecified shoulder

M24.42 Recurrent dislocation, elbow
- M24.421 Recurrent dislocation, right elbow
- M24.422 Recurrent dislocation, left elbow
- M24.429 Recurrent dislocation, unspecified elbow

M24.43 Recurrent dislocation, wrist
- M24.431 Recurrent dislocation, right wrist
- M24.432 Recurrent dislocation, left wrist
- M24.439 Recurrent dislocation, unspecified wrist

- M24.44 Recurrent dislocation, hand and finger(s)
  - M24.441 Recurrent dislocation, right hand
  - M24.442 Recurrent dislocation, left hand
  - M24.443 Recurrent dislocation, unspecified hand
  - M24.444 Recurrent dislocation, right finger
  - M24.445 Recurrent dislocation, left finger
  - M24.446 Recurrent dislocation, unspecified finger
- M24.45 Recurrent dislocation, hip
  - M24.451 Recurrent dislocation, right hip
  - M24.452 Recurrent dislocation, left hip
  - M24.459 Recurrent dislocation, unspecified hip
- M24.46 Recurrent dislocation, knee
  - M24.461 Recurrent dislocation, right knee
  - M24.462 Recurrent dislocation, left knee
  - M24.469 Recurrent dislocation, unspecified knee
- M24.47 Recurrent dislocation, ankle, foot and toes
  - M24.471 Recurrent dislocation, right ankle
  - M24.472 Recurrent dislocation, left ankle
  - M24.473 Recurrent dislocation, unspecified ankle
  - M24.474 Recurrent dislocation, right foot
  - M24.475 Recurrent dislocation, left foot
  - M24.476 Recurrent dislocation, unspecified foot
  - M24.477 Recurrent dislocation, right toe(s)
  - M24.478 Recurrent dislocation, left toe(s)
  - M24.479 Recurrent dislocation, unspecified toe(s)
- M24.49 Recurrent dislocation, other specified joint

5th M24.5 Contracture of joint

DEFINITION: Joint contracture results from connective tissue (tendon, muscle, ligament) that becomes stiff or constricted.

EXCLUDES *contracture of muscle without contracture of joint (M62.4-)*

contracture of tendon (sheath) without contracture of joint (M62.4-)

Dupuytren's contracture (M72.0)

EXCLUDES *acquired deformities of limbs (M20-M21)*

M24.50 Contracture, unspecified joint

6th M24.51 Contracture, shoulder

M24.511 Contracture, right shoulder

M24.512 Contracture, left shoulder

M24.519 Contracture, unspecified shoulder

6th M24.52 Contracture, elbow

M24.521 Contracture, right elbow

M24.522 Contracture, left elbow

M24.529 Contracture, unspecified elbow

6th M24.53 Contracture, wrist

M24.531 Contracture, right wrist

M24.532 Contracture, left wrist

M24.539 Contracture, unspecified wrist

6th M24.54 Contracture, hand

M24.541 Contracture, right hand

M24.542 Contracture, left hand

M24.549 Contracture, unspecified hand

6th M24.55 Contracture, hip

M24.551 Contracture, right hip

AHA: Q2 2016

M24.552 Contracture, left hip

AHA: Q2 2016

M24.559 Contracture, unspecified hip

- M24.56 Contracture, knee
  - M24.561 Contracture, right knee
    - AHA: Q2 2016
  - M24.562 Contracture, left knee
    - AHA: Q2 2016
  - M24.569 Contracture, unspecified knee
- M24.57 Contracture, ankle and foot
  - M24.571 Contracture, right ankle
  - M24.572 Contracture, left ankle
  - M24.573 Contracture, unspecified ankle
  - M24.574 Contracture, right foot
  - M24.575 Contracture, left foot
  - M24.576 Contracture, unspecified foot
- M24.59 Contracture, other specified joint

- M24.6 Ankylosis of joint
  - EXCLUDES1 *stiffness of joint without ankylosis (M25.6-)*
  - EXCLUDES2 *spine (M43.2-)*
- M24.60 Ankylosis, unspecified joint
- M24.61 Ankylosis, shoulder
  - M24.611 Ankylosis, right shoulder
  - M24.612 Ankylosis, left shoulder
  - M24.619 Ankylosis, unspecified shoulder
- M24.62 Ankylosis, elbow
  - M24.621 Ankylosis, right elbow
  - M24.622 Ankylosis, left elbow
  - M24.629 Ankylosis, unspecified elbow

- M24.63 Ankylosis, wrist
  - M24.631 Ankylosis, right wrist
  - M24.632 Ankylosis, left wrist
  - M24.639 Ankylosis, unspecified wrist
- M24.64 Ankylosis, hand
  - M24.641 Ankylosis, right hand
  - M24.642 Ankylosis, left hand
  - M24.649 Ankylosis, unspecified hand
- M24.65 Ankylosis, hip
  - M24.651 Ankylosis, right hip
  - M24.652 Ankylosis, left hip
  - M24.659 Ankylosis, unspecified hip
- M24.66 Ankylosis, knee
  - M24.661 Ankylosis, right knee
  - M24.662 Ankylosis, left knee

    AHA: Q1 2025
  - M24.669 Ankylosis, unspecified knee
- M24.67 Ankylosis, ankle and foot
  - M24.671 Ankylosis, right ankle
  - M24.672 Ankylosis, left ankle
  - M24.673 Ankylosis, unspecified ankle
  - M24.674 Ankylosis, right foot
  - M24.675 Ankylosis, left foot
  - M24.676 Ankylosis, unspecified foot
- M24.69 Ankylosis, other specified joint

M24.7 Protrusio acetabuli

- M24.8 Other specific joint derangements, not elsewhere classified
  - Excludes2 *iliotibial band syndrome (M76.3)*
  - M24.80 Other specific joint derangements of unspecified joint, not elsewhere classified
  - M24.81 Other specific joint derangements of shoulder, not elsewhere classified
    - M24.811 Other specific joint derangements of right shoulder, not elsewhere classified
    - M24.812 Other specific joint derangements of left shoulder, not elsewhere classified
    - M24.819 Other specific joint derangements of unspecified shoulder, not elsewhere classified
  - M24.82 Other specific joint derangements of elbow, not elsewhere classified
    - M24.821 Other specific joint derangements of right elbow, not elsewhere classified
    - M24.822 Other specific joint derangements of left elbow, not elsewhere classified
    - M24.829 Other specific joint derangements of unspecified elbow, not elsewhere classified
  - M24.83 Other specific joint derangements of wrist, not elsewhere classified
    - M24.831 Other specific joint derangements of right wrist, not elsewhere classified
    - M24.832 Other specific joint derangements of left wrist, not elsewhere classified
    - M24.839 Other specific joint derangements of unspecified wrist, not elsewhere classified
  - M24.84 Other specific joint derangements of hand, not elsewhere classified
    - M24.841 Other specific joint derangements of right hand, not elsewhere classified
    - M24.842 Other specific joint derangements of left hand, not elsewhere classified
    - M24.849 Other specific joint derangements of unspecified hand, not elsewhere classified
  - M24.85 Other specific joint derangements of hip, not elsewhere classified
    - Irritable hip
    - M24.851 Other specific joint derangements of right hip, not elsewhere classified
    - M24.852 Other specific joint derangements of left hip, not elsewhere classified
    - M24.859 Other specific joint derangements of unspecified hip, not elsewhere classified
  - M24.87 Other specific joint derangements of ankle and foot, not elsewhere classified
    - M24.871 Other specific joint derangements of right ankle, not elsewhere classified
    - M24.872 Other specific joint derangements of left ankle, not elsewhere classified
    - M24.873 Other specific joint derangements of unspecified ankle, not elsewhere classified
    - M24.874 Other specific joint derangements of right foot, not elsewhere classified
    - M24.875 Other specific joint derangements left foot, not elsewhere classified
    - M24.876 Other specific joint derangements of unspecified foot, not elsewhere classified
  - M24.89 Other specific joint derangement of other specified joint, not elsewhere classified
- M24.9 Joint derangement, unspecified

4th **M25 Other joint disorder, not elsewhere classified**

EXCLUDES *abnormality of gait and mobility (R26.-)*
acquired deformities of limb (M20-M21)
calcification of bursa (M71.4-)
calcification of shoulder (joint) (M75.3)
calcification of tendon (M65.2-)
difficulty in walking (R26.2)
temporomandibular joint disorder (M26.6-)

5th **M25.0 Hemarthrosis**

EXCLUDES *current injury - see injury of joint by body region*
hemophilic arthropathy (M36.2)

M25.00 Hemarthrosis, unspecified joint CC CC/MCC Exc

6th **M25.01 Hemarthrosis, shoulder**

M25.011 Hemarthrosis, right shoulder CC CC/MCC Exc
M25.012 Hemarthrosis, left shoulder CC CC/MCC Exc
M25.019 Hemarthrosis, unspecified shoulder CC CC/MCC Exc

6th **M25.02 Hemarthrosis, elbow**

M25.021 Hemarthrosis, right elbow CC CC/MCC Exc
M25.022 Hemarthrosis, left elbow CC CC/MCC Exc
M25.029 Hemarthrosis, unspecified elbow CC CC/MCC Exc

6th **M25.03 Hemarthrosis, wrist**

M25.031 Hemarthrosis, right wrist CC CC/MCC Exc
M25.032 Hemarthrosis, left wrist CC CC/MCC Exc
M25.039 Hemarthrosis, unspecified wrist CC CC/MCC Exc

6th **M25.04 Hemarthrosis, hand**

M25.041 Hemarthrosis, right hand CC CC/MCC Exc
M25.042 Hemarthrosis, left hand CC CC/MCC Exc
M25.049 Hemarthrosis, unspecified hand CC CC/MCC Exc

- M25.05 Hemarthrosis, hip
  - M25.051 Hemarthrosis, right hip CC CC/MCC Ex0
  - M25.052 Hemarthrosis, left hip CC CC/MCC Ex0
  - M25.059 Hemarthrosis, unspecified hip CC CC/MCC Ex0
- M25.06 Hemarthrosis, knee
  - M25.061 Hemarthrosis, right knee CC CC/MCC Ex0
  - M25.062 Hemarthrosis, left knee CC CC/MCC Ex0
  - M25.069 Hemarthrosis, unspecified knee CC CC/MCC Ex0
- M25.07 Hemarthrosis, ankle and foot
  - M25.071 Hemarthrosis, right ankle CC CC/MCC Ex0
  - M25.072 Hemarthrosis, left ankle CC CC/MCC Ex0
  - M25.073 Hemarthrosis, unspecified ankle CC CC/MCC Ex0
  - M25.074 Hemarthrosis, right foot CC CC/MCC Ex0
  - M25.075 Hemarthrosis, left foot CC CC/MCC Ex0
  - M25.076 Hemarthrosis, unspecified foot CC CC/MCC Ex0
- M25.08 Hemarthrosis, other specified site CC CC/MCC Ex0
  - Hemarthrosis, vertebrae

- M25.1 Fistula of joint
  - M25.10 Fistula, unspecified joint CC/MCC Ex0
- M25.11 Fistula, shoulder
  - M25.111 Fistula, right shoulder CC/MCC Ex0
  - M25.112 Fistula, left shoulder CC/MCC Ex0
  - M25.119 Fistula, unspecified shoulder CC/MCC Ex0
- M25.12 Fistula, elbow
  - M25.121 Fistula, right elbow CC/MCC Ex0
  - M25.122 Fistula, left elbow CC/MCC Ex0
  - M25.129 Fistula, unspecified elbow CC/MCC Ex0

M25.13 Fistula, wrist
- M25.131 Fistula, right wrist CC/MCC Ex0
- M25.132 Fistula, left wrist CC/MCC Ex0
- M25.139 Fistula, unspecified wrist CC/MCC Ex0

M25.14 Fistula, hand
- M25.141 Fistula, right hand CC/MCC Ex0
- M25.142 Fistula, left hand CC/MCC Ex0
- M25.149 Fistula, unspecified hand CC/MCC Ex0

M25.15 Fistula, hip
- M25.151 Fistula, right hip CC/MCC Ex0
- M25.152 Fistula, left hip CC/MCC Ex0
- M25.159 Fistula, unspecified hip CC/MCC Ex0

M25.16 Fistula, knee
- M25.161 Fistula, right knee CC/MCC Ex0
- M25.162 Fistula, left knee CC/MCC Ex0
- M25.169 Fistula, unspecified knee CC/MCC Ex0

M25.17 Fistula, ankle and foot
- M25.171 Fistula, right ankle CC/MCC Ex0
- M25.172 Fistula, left ankle CC/MCC Ex0
- M25.173 Fistula, unspecified ankle CC/MCC Ex0
- M25.174 Fistula, right foot CC/MCC Ex0
- M25.175 Fistula, left foot CC/MCC Ex0
- M25.176 Fistula, unspecified foot CC/MCC Ex0

M25.18 Fistula, other specified site CC/MCC Ex0

Fistula, vertebrae

- M25.2 Flail joint
  - **DEFINITION:** A flail joint has lost stability and results in loss of function of the joint.
  - M25.20 Flail joint, unspecified joint
  - M25.21 Flail joint, shoulder
    - M25.211 Flail joint, right shoulder
    - M25.212 Flail joint, left shoulder
    - M25.219 Flail joint, unspecified shoulder
  - M25.22 Flail joint, elbow
    - M25.221 Flail joint, right elbow
    - M25.222 Flail joint, left elbow
    - M25.229 Flail joint, unspecified elbow
  - M25.23 Flail joint, wrist
    - M25.231 Flail joint, right wrist
    - M25.232 Flail joint, left wrist
    - M25.239 Flail joint, unspecified wrist
  - M25.24 Flail joint, hand
    - M25.241 Flail joint, right hand
    - M25.242 Flail joint, left hand
    - M25.249 Flail joint, unspecified hand
  - M25.25 Flail joint, hip
    - M25.251 Flail joint, right hip
    - M25.252 Flail joint, left hip
    - M25.259 Flail joint, unspecified hip
  - M25.26 Flail joint, knee
    - M25.261 Flail joint, right knee
    - M25.262 Flail joint, left knee
    - M25.269 Flail joint, unspecified knee
  - M25.27 Flail joint, ankle and foot
    - M25.271 Flail joint, right ankle and foot
    - M25.272 Flail joint, left ankle and foot
    - M25.279 Flail joint, unspecified ankle and foot
  - M25.28 Flail joint, other site

5th M25.3 Other instability of joint

EXCLUDES1 *instability of joint secondary to old ligament injury (M24.2-)*

instability of joint secondary to removal of joint prosthesis (M96.8-)

EXCLUDES2 *spinal instabilities (M53.2-)*

M25.30 Other instability, unspecified joint

6th M25.31 Other instability, shoulder

M25.311 Other instability, right shoulder

M25.312 Other instability, left shoulder

M25.319 Other instability, unspecified shoulder

6th M25.32 Other instability, elbow

M25.321 Other instability, right elbow

M25.322 Other instability, left elbow

M25.329 Other instability, unspecified elbow

6th M25.33 Other instability, wrist

M25.331 Other instability, right wrist

M25.332 Other instability, left wrist

M25.339 Other instability, unspecified wrist

6th M25.34 Other instability, hand

M25.341 Other instability, right hand

M25.342 Other instability, left hand

M25.349 Other instability, unspecified hand

6th M25.35 Other instability, hip

M25.351 Other instability, right hip

M25.352 Other instability, left hip

M25.359 Other instability, unspecified hip

- M25.36 Other instability, knee
  - M25.361 Other instability, right knee
  - M25.362 Other instability, left knee
  - M25.369 Other instability, unspecified knee
- M25.37 Other instability, ankle and foot
  - M25.371 Other instability, right ankle
  - M25.372 Other instability, left ankle
  - M25.373 Other instability, unspecified ankle
  - M25.374 Other instability, right foot
  - M25.375 Other instability, left foot
  - M25.376 Other instability, unspecified foot
- M25.39 Other instability, other specified joint

M25.4 Effusion of joint

EXCLUDES1 *hydrarthrosis in yaws (A66.6)*
intermittent hydrarthrosis (M12.4-)
other infective (teno)synovitis (M65.1-)

- M25.40 Effusion, unspecified joint CC/MCC Ex0
- M25.41 Effusion, shoulder
  - M25.411 Effusion, right shoulder CC/MCC Ex0
  - M25.412 Effusion, left shoulder CC/MCC Ex0
  - M25.419 Effusion, unspecified shoulder CC/MCC Ex0
- M25.42 Effusion, elbow
  - M25.421 Effusion, right elbow CC/MCC Ex0
  - M25.422 Effusion, left elbow CC/MCC Ex0
  - M25.429 Effusion, unspecified elbow CC/MCC Ex0
- M25.43 Effusion, wrist
  - M25.431 Effusion, right wrist CC/MCC Ex0
  - M25.432 Effusion, left wrist CC/MCC Ex0
  - M25.439 Effusion, unspecified wrist CC/MCC Ex0

- M25.44 Effusion, hand
  - M25.441 Effusion, right hand CC/MCC Exc
  - M25.442 Effusion, left hand CC/MCC Exc
  - M25.449 Effusion, unspecified hand CC/MCC Exc
- M25.45 Effusion, hip
  - M25.451 Effusion, right hip CC/MCC Exc
  - M25.452 Effusion, left hip CC/MCC Exc
  - M25.459 Effusion, unspecified hip CC/MCC Exc
- M25.46 Effusion, knee
  - M25.461 Effusion, right knee CC/MCC Exc
  - M25.462 Effusion, left knee CC/MCC Exc
  - M25.469 Effusion, unspecified knee CC/MCC Exc
- M25.47 Effusion, ankle and foot
  - M25.471 Effusion, right ankle CC/MCC Exc
  - M25.472 Effusion, left ankle CC/MCC Exc
  - M25.473 Effusion, unspecified ankle CC/MCC Exc
  - M25.474 Effusion, right foot CC/MCC Exc
  - M25.475 Effusion, left foot CC/MCC Exc
  - M25.476 Effusion, unspecified foot CC/MCC Exc
- M25.48 Effusion, other site CC/MCC Exc

- M25.5 Pain in joint
  - excludes2 *pain in hand (M79.64-)*
    pain in fingers (M79.64-)
    pain in foot (M79.67-)
    pain in limb (M79.6-)
    pain in toes (M79.67-)
  - M25.50 Pain in unspecified joint CC/MCC Exc

- M25.51 Pain in shoulder
  - M25.511 Pain in right shoulder CC/MCC Ex0
  - M25.512 Pain in left shoulder CC/MCC Ex0
  - M25.519 Pain in unspecified shoulder CC/MCC Ex0
- M25.52 Pain in elbow
  - M25.521 Pain in right elbow CC/MCC Ex0
  - M25.522 Pain in left elbow CC/MCC Ex0
  - M25.529 Pain in unspecified elbow CC/MCC Ex0
- M25.53 Pain in wrist
  - M25.531 Pain in right wrist CC/MCC Ex0
  - M25.532 Pain in left wrist CC/MCC Ex0
  - M25.539 Pain in unspecified wrist CC/MCC Ex0
- M25.54 Pain in joints of hand
  - M25.541 Pain in joints of right hand CC/MCC Ex0
    - **AHA:** Q4 2016
  - M25.542 Pain in joints of left hand CC/MCC Ex0
    - **AHA:** Q4 2016
  - M25.549 Pain in joints of unspecified hand CC/MCC Ex0
    - **AHA:** Q4 2016
    - Pain in joints of hand NOS
- M25.55 Pain in hip
  - M25.551 Pain in right hip CC/MCC Ex0
  - M25.552 Pain in left hip CC/MCC Ex0
  - M25.559 Pain in unspecified hip CC/MCC Ex0
- M25.56 Pain in knee
  - M25.561 Pain in right knee CC/MCC Ex0
  - M25.562 Pain in left knee CC/MCC Ex0
  - M25.569 Pain in unspecified knee CC/MCC Ex0
- M25.57 Pain in ankle and joints of foot
  - M25.571 Pain in right ankle and joints of right foot CC/MCC Ex0
  - M25.572 Pain in left ankle and joints of left foot CC/MCC Ex0
  - M25.579 Pain in unspecified ankle and joints of unspecified foot CC/MCC Ex0
- M25.59 Pain in other specified joint

- M25.6 Stiffness of joint, not elsewhere classified
  - EXCLUDES1 *ankylosis of joint (M24.6-)*
    contracture of joint (M24.5-)
  - M25.60 Stiffness of unspecified joint, not elsewhere classified CC/MCC Ex0
  - M25.61 Stiffness of shoulder, not elsewhere classified
    - M25.611 Stiffness of right shoulder, not elsewhere classified CC/MCC Ex0
    - M25.612 Stiffness of left shoulder, not elsewhere classified CC/MCC Ex0
    - M25.619 Stiffness of unspecified shoulder, not elsewhere classified CC/MCC Ex0
  - M25.62 Stiffness of elbow, not elsewhere classified
    - M25.621 Stiffness of right elbow, not elsewhere classified CC/MCC Ex0
    - M25.622 Stiffness of left elbow, not elsewhere classified CC/MCC Ex0
    - M25.629 Stiffness of unspecified elbow, not elsewhere classified CC/MCC Ex0
  - M25.63 Stiffness of wrist, not elsewhere classified
    - M25.631 Stiffness of right wrist, not elsewhere classified CC/MCC Ex0
    - M25.632 Stiffness of left wrist, not elsewhere classified CC/MCC Ex0
    - M25.639 Stiffness of unspecified wrist, not elsewhere classified CC/MCC Ex0
  - M25.64 Stiffness of hand, not elsewhere classified
    - M25.641 Stiffness of right hand, not elsewhere classified CC/MCC Ex0
    - M25.642 Stiffness of left hand, not elsewhere classified CC/MCC Ex0
    - M25.649 Stiffness of unspecified hand, not elsewhere classified CC/MCC Ex0
  - M25.65 Stiffness of hip, not elsewhere classified
    - M25.651 Stiffness of right hip, not elsewhere classified CC/MCC Ex0
    - M25.652 Stiffness of left hip, not elsewhere classified CC/MCC Ex0
    - M25.659 Stiffness of unspecified hip, not elsewhere classified CC/MCC Ex0
  - M25.66 Stiffness of knee, not elsewhere classified
    - M25.661 Stiffness of right knee, not elsewhere classified CC/MCC Ex0
    - M25.662 Stiffness of left knee, not elsewhere classified CC/MCC Ex0
    - M25.669 Stiffness of unspecified knee, not elsewhere classified CC/MCC Ex0
  - M25.67 Stiffness of ankle and foot, not elsewhere classified
    - M25.671 Stiffness of right ankle, not elsewhere classified CC/MCC Ex0
    - M25.672 Stiffness of left ankle, not elsewhere classified CC/MCC Ex0
    - M25.673 Stiffness of unspecified ankle, not elsewhere classified CC/MCC Ex0
    - M25.674 Stiffness of right foot, not elsewhere classified CC/MCC Ex0
    - M25.675 Stiffness of left foot, not elsewhere classified CC/MCC Ex0
    - M25.676 Stiffness of unspecified foot, not elsewhere classified CC/MCC Ex0
  - M25.69 Stiffness of other specified joint, not elsewhere classified

5th M25.7 Osteophyte

DEFINITION: Osteophyte is a bony outgrowth along a joint margin - also called a bone spur.

M25.70 Osteophyte, unspecified joint

6th M25.71 Osteophyte, shoulder

- M25.711 Osteophyte, right shoulder
- M25.712 Osteophyte, left shoulder
- M25.719 Osteophyte, unspecified shoulder

6th M25.72 Osteophyte, elbow

- M25.721 Osteophyte, right elbow
- M25.722 Osteophyte, left elbow
- M25.729 Osteophyte, unspecified elbow

6th M25.73 Osteophyte, wrist

- M25.731 Osteophyte, right wrist
- M25.732 Osteophyte, left wrist
- M25.739 Osteophyte, unspecified wrist

6th M25.74 Osteophyte, hand

- M25.741 Osteophyte, right hand
- M25.742 Osteophyte, left hand
- M25.749 Osteophyte, unspecified hand

6th M25.75 Osteophyte, hip

- M25.751 Osteophyte, right hip
- M25.752 Osteophyte, left hip
- M25.759 Osteophyte, unspecified hip

6th M25.76 Osteophyte, knee

- M25.761 Osteophyte, right knee
- M25.762 Osteophyte, left knee
- M25.769 Osteophyte, unspecified knee

6th M25.77 Osteophyte, ankle and foot

- M25.771 Osteophyte, right ankle
- M25.772 Osteophyte, left ankle
- M25.773 Osteophyte, unspecified ankle
- M25.774 Osteophyte, right foot
- M25.775 Osteophyte, left foot
- M25.776 Osteophyte, unspecified foot

M25.78 Osteophyte, vertebrae CC/MCC Ex6

- M25.8 Other specified joint disorders
  - M25.80 Other specified joint disorders, unspecified joint CC/MCC Ex0
  - M25.81 Other specified joint disorders, shoulder
    - M25.811 Other specified joint disorders, right shoulder CC/MCC Ex0
    - M25.812 Other specified joint disorders, left shoulder CC/MCC Ex0
      - **AHA:** Q3 2022
    - M25.819 Other specified joint disorders, unspecified shoulder CC/MCC Ex0
  - M25.82 Other specified joint disorders, elbow
    - M25.821 Other specified joint disorders, right elbow CC/MCC Ex0
    - M25.822 Other specified joint disorders, left elbow CC/MCC Ex0
    - M25.829 Other specified joint disorders, unspecified elbow CC/MCC Ex0
  - M25.83 Other specified joint disorders, wrist
    - M25.831 Other specified joint disorders, right wrist CC/MCC Ex0
    - M25.832 Other specified joint disorders, left wrist CC/MCC Ex0
    - M25.839 Other specified joint disorders, unspecified wrist CC/MCC Ex0
  - M25.84 Other specified joint disorders, hand
    - M25.841 Other specified joint disorders, right hand CC/MCC Ex0
    - M25.842 Other specified joint disorders, left hand CC/MCC Ex0
    - M25.849 Other specified joint disorders, unspecified hand CC/MCC Ex0
  - M25.85 Other specified joint disorders, hip
    - M25.851 Other specified joint disorders, right hip CC/MCC Ex0
    - M25.852 Other specified joint disorders, left hip CC/MCC Ex0
    - M25.859 Other specified joint disorders, unspecified hip CC/MCC Ex0
  - M25.86 Other specified joint disorders, knee
    - M25.861 Other specified joint disorders, right knee CC/MCC Ex0
    - M25.862 Other specified joint disorders, left knee CC/MCC Ex0
    - M25.869 Other specified joint disorders, unspecified knee CC/MCC Ex0
  - M25.87 Other specified joint disorders, ankle and foot
    - M25.871 Other specified joint disorders, right ankle and foot CC/MCC Ex0
    - M25.872 Other specified joint disorders, left ankle and foot CC/MCC Ex0
    - M25.879 Other specified joint disorders, unspecified ankle and foot CC/MCC Ex0
- M25.9 Joint disorder, unspecified CC/MCC Ex0

Dentofacial anomalies [including malocclusion] and other disorders of jaw (M26-M27)

EXCLUDES1 *hemifacial atrophy or hypertrophy (Q67.4)*

unilateral condylar hyperplasia or hypoplasia (M27.8)

4th M26 **Dentofacial anomalies [including malocclusion]**

5th M26.0 **Major anomalies of jaw size**

EXCLUDES1 *acromegaly (E22.0)*

Robin's syndrome (Q87.0)

M26.00 **Unspecified anomaly of jaw size** CC/MCC Ex0

M26.01 **Maxillary hyperplasia** CC/MCC Ex0

M26.02 **Maxillary hypoplasia** CC/MCC Ex0

M26.03 **Mandibular hyperplasia** CC/MCC Ex0

M26.04 **Mandibular hypoplasia** CC/MCC Ex0

M26.05 **Macrogenia** CC/MCC Ex0

M26.06 **Microgenia** CC/MCC Ex0

M26.07 **Excessive tuberosity of jaw** CC/MCC Ex0

Entire maxillary tuberosity

M26.09 **Other specified anomalies of jaw size** CC/MCC Ex0

5th M26.1 **Anomalies of jaw-cranial base relationship**

M26.10 **Unspecified anomaly of jaw-cranial base relationship** CC/MCC Ex0

M26.11 **Maxillary asymmetry** CC/MCC Ex0

M26.12 **Other jaw asymmetry** CC/MCC Ex0

M26.19 **Other specified anomalies of jaw-cranial base relationship** CC/MCC Ex0

AHA: Q1 2020

- 5th M26.2 Anomalies of dental arch relationship
  - M26.20 Unspecified anomaly of dental arch relationship CC/MCC Ex0
  - 6th M26.21 Malocclusion, Angle's class
    - M26.211 Malocclusion, Angle's class I CC/MCC Ex0
      - Neutro-occlusion
    - M26.212 Malocclusion, Angle's class II CC/MCC Ex0
      - Disto-occlusion Division I
      - Disto-occlusion Division II
    - M26.213 Malocclusion, Angle's class III CC/MCC Ex0
      - Mesio-occlusion
    - M26.219 Malocclusion, Angle's class, unspecified CC/MCC Ex0
  - 6th M26.22 Open occlusal relationship
    - M26.220 Open anterior occlusal relationship CC/MCC Ex0
      - Anterior open bite
    - M26.221 Open posterior occlusal relationship CC/MCC Ex0
      - Posterior open bite
  - M26.23 Excessive horizontal overlap CC/MCC Ex0
    - Excessive horizontal overjet
  - M26.24 Reverse articulation CC/MCC Ex0
    - Crossbite (anterior) (posterior)
  - M26.25 Anomalies of interarch distance CC/MCC Ex0
  - M26.29 Other anomalies of dental arch relationship CC/MCC Ex0
    - Midline deviation of dental arch
    - Overbite (excessive) deep
    - Overbite (excessive) horizontal
    - Overbite (excessive) vertical
    - Posterior lingual occlusion of mandibular teeth

5th M26.3 **Anomalies of tooth position of fully erupted tooth or teeth**

EXCLUDES *embedded and impacted teeth (K01.-)*

M26.30 **Unspecified anomaly of tooth position of fully erupted tooth or teeth** CC/MCC Exc

Abnormal spacing of fully erupted tooth or teeth NOS

Displacement of fully erupted tooth or teeth NOS

Transposition of fully erupted tooth or teeth NOS

M26.31 **Crowding of fully erupted teeth** CC/MCC Exc

M26.32 **Excessive spacing of fully erupted teeth** CC/MCC Exc

Diastema of fully erupted tooth or teeth NOS

M26.33 **Horizontal displacement of fully erupted tooth or teeth** CC/MCC Exc

Tipped tooth or teeth

Tipping of fully erupted tooth

M26.34 **Vertical displacement of fully erupted tooth or teeth** CC/MCC Exc

Extruded tooth

Infraeruption of tooth or teeth

Supraeruption of tooth or teeth

M26.35 **Rotation of fully erupted tooth or teeth** CC/MCC Exc

M26.36 **Insufficient interocclusal distance of fully erupted teeth (ridge)** CC/MCC Exc

Lack of adequate intermaxillary vertical dimension of fully erupted teeth

M26.37 **Excessive interocclusal distance of fully erupted teeth** CC/MCC Exc

Excessive intermaxillary vertical dimension of fully erupted teeth

Loss of occlusal vertical dimension of fully erupted teeth

M26.39 **Other anomalies of tooth position of fully erupted tooth or teeth** CC/MCC Exc

M26.4 **Malocclusion, unspecified** CC/MCC Exc

5th M26.5 **Dentofacial functional abnormalities**

EXCLUDES1 *bruxism (F45.8)*

teeth-grinding NOS (F45.8)

M26.50 Dentofacial functional abnormalities, unspecified CC/MCC Ex0

M26.51 Abnormal jaw closure CC/MCC Ex0

M26.52 Limited mandibular range of motion CC/MCC Ex0

M26.53 Deviation in opening and closing of the mandible CC/MCC Ex0

M26.54 Insufficient anterior guidance CC/MCC Ex0

Insufficient anterior occlusal guidance

M26.55 Centric occlusion maximum intercuspation discrepancy CC/MCC Ex0

EXCLUDES1 *centric occlusion NOS (M26.59)*

M26.56 Non-working side interference CC/MCC Ex0

Balancing side interference

M26.57 Lack of posterior occlusal support CC/MCC Ex0

M26.59 Other dentofacial functional abnormalities CC/MCC Ex0

Centric occlusion (of teeth) NOS

Malocclusion due to abnormal swallowing

Malocclusion due to mouth breathing

Malocclusion due to tongue, lip or finger habits

5th M26.6 **Temporomandibular joint disorders**

EXCLUDES1 *current temporomandibular joint dislocation (S03.0)*

current temporomandibular joint sprain (S03.4)

6th M26.60 **Temporomandibular joint disorder, unspecified**

M26.601 Right temporomandibular joint disorder, unspecified CC/MCC Ex0

M26.602 Left temporomandibular joint disorder, unspecified CC/MCC Ex0

M26.603 Bilateral temporomandibular joint disorder, unspecified CC/MCC Ex0

M26.609 Unspecified temporomandibular joint disorder, unspecified side CC/MCC Ex0

Temporomandibular joint disorder NOS

- M26.61 Adhesions and ankylosis of temporomandibular joint
  - M26.611 Adhesions and ankylosis of right temporomandibular joint CC/MCC Ex0
  - M26.612 Adhesions and ankylosis of left temporomandibular joint CC/MCC Ex0
  - M26.613 Adhesions and ankylosis of bilateral temporomandibular joint CC/MCC Ex0
  - M26.619 Adhesions and ankylosis of temporomandibular joint, unspecified side CC/MCC Ex0
- M26.62 Arthralgia of temporomandibular joint
  - M26.621 Arthralgia of right temporomandibular joint CC/MCC Ex0
  - M26.622 Arthralgia of left temporomandibular joint CC/MCC Ex0
  - M26.623 Arthralgia of bilateral temporomandibular joint CC/MCC Ex0
  - M26.629 Arthralgia of temporomandibular joint, unspecified side CC/MCC Ex0
- M26.63 Articular disc disorder of temporomandibular joint
  - M26.631 Articular disc disorder of right temporomandibular joint CC/MCC Ex0
  - M26.632 Articular disc disorder of left temporomandibular joint CC/MCC Ex0
  - M26.633 Articular disc disorder of bilateral temporomandibular joint CC/MCC Ex0
  - M26.639 Articular disc disorder of temporomandibular joint, unspecified side CC/MCC Ex0
- M26.64 Arthritis of temporomandibular joint
  - M26.641 Arthritis of right temporomandibular joint
  - M26.642 Arthritis of left temporomandibular joint
  - M26.643 Arthritis of bilateral temporomandibular joint
  - M26.649 Arthritis of unspecified temporomandibular joint
- M26.65 Arthropathy of temporomandibular joint
  - M26.651 Arthropathy of right temporomandibular joint
  - M26.652 Arthropathy of left temporomandibular joint
  - M26.653 Arthropathy of bilateral temporomandibular joint
  - M26.659 Arthropathy of unspecified temporomandibular joint
- M26.69 Other specified disorders of temporomandibular joint CC/MCC Ex0

5th M26.7 Dental alveolar anomalies

M26.70 Unspecified alveolar anomaly CC/MCC Ex0

M26.71 Alveolar maxillary hyperplasia CC/MCC Ex0

M26.72 Alveolar mandibular hyperplasia CC/MCC Ex0

M26.73 Alveolar maxillary hypoplasia CC/MCC Ex0

M26.74 Alveolar mandibular hypoplasia CC/MCC Ex0

M26.79 Other specified alveolar anomalies CC/MCC Ex0

5th M26.8 Other dentofacial anomalies

M26.81 Anterior soft tissue impingement CC/MCC Ex0

Anterior soft tissue impingement on teeth

M26.82 Posterior soft tissue impingement CC/MCC Ex0

Posterior soft tissue impingement on teeth

M26.89 Other dentofacial anomalies CC/MCC Ex0

M26.9 Dentofacial anomaly, unspecified CC/MCC Ex0

4th M27 Other diseases of jaws

M27.0 Developmental disorders of jaws

Latent bone cyst of jaw

Stafne's cyst

Torus mandibularis

Torus palatinus

M27.1 Giant cell granuloma, central

Giant cell granuloma NOS

EXCLUDES1 *peripheral giant cell granuloma (K06.8)*

M27.2 Inflammatory conditions of jaws

Osteitis of jaw(s)

Osteomyelitis (neonatal) jaw(s)

Osteoradionecrosis jaw(s)

Periostitis jaw(s)

Sequestrum of jaw bone

Use additional code (W88-W90, X39.0) to identify radiation, if radiation-induced

EXCLUDES1 *osteonecrosis of jaw due to drug (M87.180)*

M27.3 Alveolitis of jaws

Alveolar osteitis

Dry socket

5th M27.4 **Other and unspecified cysts of jaw**

EXCLUDES1 *cysts of oral region (K09.-)*

latent bone cyst of jaw (M27.0)

Stafne's cyst (M27.0)

M27.40 **Unspecified cyst of jaw**

Cyst of jaw NOS

M27.49 **Other cysts of jaw**

Aneurysmal cyst of jaw

Hemorrhagic cyst of jaw

Traumatic cyst of jaw

5th M27.5 **Periradicular pathology associated with previous endodontic treatment**

M27.51 **Perforation of root canal space due to endodontic treatment**

M27.52 **Endodontic overfill**

M27.53 **Endodontic underfill**

M27.59 **Other periradicular pathology associated with previous endodontic treatment**

5th M27.6 **Endosseous dental implant failure**

M27.61 **Osseointegration failure of dental implant** CC/MCC Ex6

Hemorrhagic complications of dental implant placement

Iatrogenic osseointegration failure of dental implant

Osseointegration failure of dental implant due to complications of systemic disease

Osseointegration failure of dental implant due to poor bone quality

Pre-integration failure of dental implant NOS

Pre-osseointegration failure of dental implant

M27.62 **Post-osseointegration biological failure of dental implant** CC/MCC Ex6

Failure of dental implant due to lack of attached gingiva

Failure of dental implant due to occlusal trauma (caused by poor prosthetic design)

Failure of dental implant due to parafunctional habits

Failure of dental implant due to periodontal infection (peri-implantitis)

Failure of dental implant due to poor oral hygiene

Iatrogenic post-osseointegration failure of dental implant

Post-osseointegration failure of dental implant due to complications of systemic disease

M27.63 Post-osseointegration mechanical failure of dental implant CC/MCC Ex6

Failure of dental prosthesis causing loss of dental implant

Fracture of dental implant

EXCLUDES *cracked tooth (K03.81)*

fractured dental restorative material with loss of material (K08.531)

fractured dental restorative material without loss of material (K08.530)

fractured tooth (S02.5)

M27.69 Other endosseous dental implant failure CC/MCC Ex6

Dental implant failure NOS

M27.8 Other specified diseases of jaws

Cherubism

Exostosis

Fibrous dysplasia

Unilateral condylar hyperplasia

Unilateral condylar hypoplasia

EXCLUDES1 *jaw pain (R68.84)*

M27.9 Disease of jaws, unspecified

Systemic connective tissue disorders (M30-M36)

INCLUDES *autoimmune disease NOS*
collagen (vascular) disease NOS
systemic autoimmune disease
systemic collagen (vascular) disease

EXCLUDES1 *autoimmune disease, single organ or single cell-type -code to relevant condition category*

4th **M30 Polyarteritis nodosa and related conditions**

EXCLUDES1 *microscopic polyarteritis (M31.7)*

M30.0 Polyarteritis nodosa CC HCC RxHCC CC/MCC Ex0

M30.1 Polyarteritis with lung involvement [Churg-Strauss] CC HCC RxHCC CC/MCC Ex0

AHA: Q1 2021

Allergic granulomatous angiitis
Eosinophilic granulomatosis with polyangiitis [EGPA]

M30.2 Juvenile polyarteritis CC HCC RxHCC CC/MCC Ex0

M30.3 Mucocutaneous lymph node syndrome [Kawasaki] CC HCC RxHCC CC/MCC Ex0

M30.8 Other conditions related to polyarteritis nodosa CC HCC RxHCC CC/MCC Ex0

Polyangiitis overlap syndrome

4th **M31 Other necrotizing vasculopathies**

M31.0 Hypersensitivity angiitis CC HCC RxHCC CC/MCC Ex0

Goodpasture's syndrome

5th M31.1 Thrombotic microangiopathy

M31.10 Thrombotic microangiopathy, unspecified HCC MCC RxHCC CC/MCC Ex6

M31.11 Hematopoietic stem cell transplantation-associated thrombotic microangiopathy [HSCT-TMA] HCC MCC RxHCC CC/MCC Ex6

Transplant-associated thrombotic microangiopathy [TA-TMA]

Code first if applicable:

complications of bone marrow transplant (T86.0-)

complications of stem cell transplant (T86.5)

Use additional code to identify specific organ dysfunction, such as:

acute kidney failure (N17.-)

acute respiratory distress syndrome (J80)

capillary leak syndrome (I78.8)

diffuse alveolar hemorrhage (R04.89)

encephalopathy (metabolic) (septic) (G93.41)

fluid overload, unspecified (E87.70)

graft versus host disease (D89.81-)

hemolytic uremic syndrome (D59.3-)

hepatic failure (K72.-)

hepatic veno-occlusive disease (K76.5)

idiopathic interstitial pneumonia (J84.11-)

sinusoidal obstruction syndrome (K76.5)

M31.19 Other thrombotic microangiopathy HCC MCC RxHCC CC/MCC Ex6

Thrombotic thrombocytopenic purpura

M31.2 Lethal midline granuloma CC HCC RxHCC CC/MCC Ex6

5th M31.3 **Wegener's granulomatosis**

Granulomatosis with polyangiitis

Necrotizing respiratory granulomatosis

M31.30 **Wegener's granulomatosis without renal involvement** CC HCC RxHCC CC/MCC Ex6

AHA: Q2 2021

Wegener's granulomatosis NOS

M31.31 **Wegener's granulomatosis with renal involvement** CC HCC RxHCC CC/MCC Ex6

M31.4 **Aortic arch syndrome [Takayasu]** CC HCC RxHCC CC/MCC Ex6

M31.5 **Giant cell arteritis with polymyalgia rheumatica** HCC RxHCC CC/MCC Ex6

M31.6 **Other giant cell arteritis** HCC RxHCC CC/MCC Ex6

M31.7 **Microscopic polyangiitis** CC HCC RxHCC CC/MCC Ex6

AHA: Q1 2021

Microscopic polyarteritis

EXCLUDES1 *polyarteritis nodosa (M30.0)*

M31.8 **Other specified necrotizing vasculopathies** CC HCC CC/MCC Ex6

Hypocomplementemic vasculitis

Septic vasculitis

M31.9 **Necrotizing vasculopathy, unspecified** CC HCC CC/MCC Ex6

4th M32 **Systemic lupus erythematosus (SLE)**

EXCLUDES1 *lupus erythematosus (discoid) (NOS) (L93.0)*

M32.0 **Drug-induced systemic lupus erythematosus** RxHCC CC/MCC Ex6

Use additional code for adverse effect, if applicable, to identify drug (T36-T50 with fifth or sixth character 5)

5th M32.1 **Systemic lupus erythematosus with organ or system involvement**

M32.10 **Systemic lupus erythematosus, organ or system involvement unspecified** HCC RxHCC CC/MCC Ex6

M32.11 **Endocarditis in systemic lupus erythematosus** CC HCC RxHCC CC/MCC Ex6

Libman-Sacks disease

M32.12 **Pericarditis in systemic lupus erythematosus** CC HCC RxHCC CC/MCC Ex6

Lupus pericarditis

M32.13 **Lung involvement in systemic lupus erythematosus** HCC RxHCC CC/MCC Ex6

Pleural effusion due to systemic lupus erythematosus

M32.14 **Glomerular disease in systemic lupus erythematosus** HCC RxHCC CC/MCC Ex6

Lupus renal disease NOS

M32.15 **Tubulo-interstitial nephropathy in systemic lupus erythematosus** HCC RxHCC CC/MCC Ex6

M32.19 **Other organ or system involvement in systemic lupus erythematosus** HCC RxHCC CC/MCC Ex6

Use additional code(s) to identify organ or system involvement, such as encephalitis (G05.3)

M32.8 Other forms of systemic lupus erythematosus HCC RxHCC CC/MCC Ex0

M32.9 Systemic lupus erythematosus, unspecified HCC RxHCC CC/MCC Ex0

AHA: Q4 2020, Q3 2018

SLE NOS

Systemic lupus erythematosus NOS

Systemic lupus erythematosus without organ involvement

4th M33 Dermatopolymyositis

5th M33.0 Juvenile dermatomyositis

M33.00 Juvenile dermatomyositis, organ involvement unspecified CC HCC RxHCC CC/MCC Ex0

M33.01 Juvenile dermatomyositis with respiratory involvement CC HCC RxHCC CC/MCC Ex0

M33.02 Juvenile dermatomyositis with myopathy CC HCC RxHCC CC/MCC Ex0

M33.03 Juvenile dermatomyositis without myopathy CC HCC RxHCC CC/MCC Ex0

M33.09 Juvenile dermatomyositis with other organ involvement CC HCC RxHCC CC/MCC Ex0

5th M33.1 Other dermatomyositis

Adult dermatomyositis

M33.10 Other dermatomyositis, organ involvement unspecified CC HCC RxHCC CC/MCC Ex0

M33.11 Other dermatomyositis with respiratory involvement CC HCC RxHCC CC/MCC Ex0

M33.12 Other dermatomyositis with myopathy CC HCC RxHCC CC/MCC Ex0

M33.13 Other dermatomyositis without myopathy CC HCC RxHCC CC/MCC Ex0

Dermatomyositis NOS

M33.19 Other dermatomyositis with other organ involvement CC HCC RxHCC CC/MCC Ex0

5th M33.2 Polymyositis

M33.20 Polymyositis, organ involvement unspecified CC HCC RxHCC CC/MCC Ex0

M33.21 Polymyositis with respiratory involvement CC HCC RxHCC CC/MCC Ex0

M33.22 Polymyositis with myopathy CC HCC RxHCC CC/MCC Ex0

M33.29 Polymyositis with other organ involvement CC HCC RxHCC CC/MCC Ex0

5th M33.9 Dermatopolymyositis, unspecified

M33.90 Dermatopolymyositis, unspecified, organ involvement unspecified CC HCC RxHCC CC/MCC Ex0

M33.91 Dermatopolymyositis, unspecified with respiratory involvement CC HCC RxHCC CC/MCC Ex0

M33.92 Dermatopolymyositis, unspecified with myopathy CC HCC RxHCC CC/MCC Ex0

M33.93 Dermatopolymyositis, unspecified without myopathy CC HCC RxHCC CC/MCC Ex0

M33.99 Dermatopolymyositis, unspecified with other organ involvement CC HCC RxHCC CC/MCC Ex0

4th M34 Systemic sclerosis [scleroderma]

Excludes1 *circumscribed scleroderma (L94.0)*

neonatal scleroderma (P83.88)

M34.0 Progressive systemic sclerosis HCC RxHCC

M34.1 CR(E)ST syndrome HCC RxHCC

Combination of calcinosis, Raynaud's phenomenon, esophageal dysfunction, sclerodactyly, telangiectasia

M34.2 Systemic sclerosis induced by drug and chemical RxHCC

Code first poisoning due to drug or toxin, if applicable (T36-T65 with fifth or sixth character 1-4)

Use additional code for adverse effect, if applicable, to identify drug (T36-T50 with fifth or sixth character 5)

5th M34.8 Other forms of systemic sclerosis

M34.81 Systemic sclerosis with lung involvement CC HCC RxHCC CC/MCC Exc

Code also if applicable:

other interstitial pulmonary diseases (J84.89)

secondary pulmonary arterial hypertension (I27.21)

M34.82 Systemic sclerosis with myopathy CC HCC RxHCC CC/MCC Exc

M34.83 Systemic sclerosis with polyneuropathy HCC RxHCC CC/MCC Exc

M34.89 Other systemic sclerosis HCC RxHCC

M34.9 Systemic sclerosis, unspecified HCC RxHCC

4th M35 Other systemic involvement of connective tissue

Excludes1 *reactive perforating collagenosis (L87.1)*

5th M35.0 Sjögren syndrome

DEFINITION: Sicca syndrome is an autoimmune disease affecting connective tissues, most commonly rheumatoid arthritis.

Sicca syndrome

Use additional code to identify associated manifestations

Excludes1 *dry mouth, unspecified (R68.2)*

M35.00 Sjögren syndrome, unspecified RxHCC CC/MCC Exc

M35.01 Sjögren syndrome with keratoconjunctivitis RxHCC CC/MCC Exc

M35.02 **Sjögren syndrome with lung involvement** HCC RxHCC CC/MCC Ex0

M35.03 **Sjögren syndrome with myopathy** CC RxHCC CC/MCC Ex0

M35.04 **Sjögren syndrome with tubulo-interstitial nephropathy** RxHCC CC/MCC Ex0

Renal tubular acidosis in sicca syndrome

M35.05 **Sjögren syndrome with inflammatory arthritis** RxHCC CC/MCC Ex0

M35.06 **Sjögren syndrome with peripheral nervous system involvement** RxHCC CC/MCC Ex0

M35.07 **Sjögren syndrome with central nervous system involvement** CC RxHCC CC/MCC Ex0

M35.08 **Sjögren syndrome with gastrointestinal involvement** RxHCC CC/MCC Ex0

M35.0A **Sjögren syndrome with glomerular disease** RxHCC CC/MCC Ex0

M35.0B **Sjögren syndrome with vasculitis** RxHCC CC/MCC Ex0

M35.0C **Sjögren syndrome with dental involvement** RxHCC CC/MCC Ex0

M35.09 **Sjögren syndrome with other organ involvement** RxHCC CC/MCC Ex0

M35.1 **Other overlap syndromes** CC RxHCC CC/MCC Ex0

Mixed connective tissue disease

Excludes *polyangiitis overlap syndrome (M30.8)*

M35.2 **Behçet's disease** CC HCC RxHCC CC/MCC Ex0

M35.3 **Polymyalgia rheumatica**

Excludes *polymyalgia rheumatica with giant cell arteritis (M31.5)*

M35.4 **Diffuse (eosinophilic) fasciitis**

M35.5 **Multifocal fibrosclerosis** CC RxHCC CC/MCC Ex0

M35.6 **Relapsing panniculitis [Weber-Christian]**

Excludes *lupus panniculitis (L93.2)*

panniculitis NOS (M79.3-)

M35.7 **Hypermobility syndrome**

Familial ligamentous laxity

Excludes *ligamentous laxity, NOS (M24.2-)*

Excludes *Ehlers-Danlos syndromes (Q79.6-)*

5th M35.8 **Other specified systemic involvement of connective tissue**

M35.81 **Multisystem inflammatory syndrome** CC HCC CC/MCC Excl

See Official Guidelines, "Multisystem Inflammatory Syndrome" I.C.1.g.1.l

AHA: Q1 2021, Q4 2021

MIS-A

MIS-C

Multisystem inflammatory syndrome in adults

Multisystem inflammatory syndrome in children

Pediatric inflammatory multisystem syndrome

PIMS

Code first, if applicable, COVID-19 (U07.1)

Code also any associated complications such as:

- acute hepatic failure (K72.0-)
- acute kidney failure (N17.-)
- acute myocarditis (I40.-)
- acute respiratory distress syndrome (J80)
- cardiac arrhythmia (I47-I49.-)
- pneumonia due to COVID-19 (J12.82)
- severe sepsis (R65.2-)
- viral cardiomyopathy (B33.24)
- viral pericarditis (B33.23)

Use additional code, if applicable, for:

- exposure to COVID-19 or SARS-CoV-2 infection (Z20.822)
- personal history of COVID-19 (Z86.16)
- post COVID-19 condition (U09.9)

M35.89 **Other specified systemic involvement of connective tissue** CC RxHCC CC/MCC Excl

M35.9 **Systemic involvement of connective tissue, unspecified** RxHCC

Autoimmune disease (systemic) NOS

Collagen (vascular) disease NOS

M36 Systemic disorders of connective tissue in diseases classified elsewhere

Excludes *arthropathies in diseases classified elsewhere (M14.-)*

M36.0 Dermato(poly)myositis in neoplastic disease CC HCC RxHCC CC/MCC Ex6

☛ **Code first** underlying neoplasm (C00-D49)

M36.1 Arthropathy in neoplastic disease

☛ **Code first** underlying neoplasm, such as:

- leukemia (C91-C95)
- malignant histiocytosis (C96.A)
- multiple myeloma (C90.0)

M36.2 Hemophilic arthropathy

Hemarthrosis in hemophilic arthropathy

☛ **Code first** underlying disease, such as:

- factor VIII deficiency (D66)
- with vascular defect (D68.0-)
- factor IX deficiency (D67)
- hemophilia (classical) (D66)
- hemophilia B (D67)
- hemophilia C (D68.1)

M36.3 Arthropathy in other blood disorders

☛ ***Code first** underlying disease, such as:

- *disease of blood and blood-forming organs, unspecified (D75.9)
- *other hemoglobinopathies (D58.2)
- *thalassemia (D56.-)

M36.4 Arthropathy in hypersensitivity reactions classified elsewhere

☛ **Code first** underlying disease, such as:

- Henoch (-Schönlein) purpura (D69.0)
- serum sickness (T80.6-)

M36.8 Systemic disorders of connective tissue in other diseases classified elsewhere RxHCC

☛ **Code first** underlying disease, such as:

- alkaptonuria (E70.29)
- hypogammaglobulinemia (D80.-)
- ochronosis (E70.29)

Dorsopathies (M40-M54)

Deforming dorsopathies (M40-M43)

4th M40 Kyphosis and lordosis

DEFINITION: (1) Kyphosis is an abnormal curvature of the spine that causes a bowing or rounding of the back. It creates a hunchback appearance in the patient. (2) Lordosis is an inward curvature of the lumbar region of the spine. It is also known as swayback.

Code first underlying disease

EXCLUDES1 *congenital kyphosis and lordosis (Q76.4)*
kyphoscoliosis (M41.-)
postprocedural kyphosis and lordosis (M96.-)

5th M40.0 Postural kyphosis

EXCLUDES1 *osteochondrosis of spine (M42.-)*

M40.00 **Postural kyphosis, site unspecified**
M40.03 **Postural kyphosis, cervicothoracic region**
M40.04 **Postural kyphosis, thoracic region**
M40.05 **Postural kyphosis, thoracolumbar region**

5th M40.1 Other secondary kyphosis

M40.10 **Other secondary kyphosis, site unspecified** PDxIn
M40.12 **Other secondary kyphosis, cervical region** PDxIn
M40.13 **Other secondary kyphosis, cervicothoracic region** PDxIn
M40.14 **Other secondary kyphosis, thoracic region** PDxIn
M40.15 **Other secondary kyphosis, thoracolumbar region** PDxIn

- M40.2 Other and unspecified kyphosis
  - M40.20 Unspecified kyphosis
    - M40.202 Unspecified kyphosis, cervical region
    - M40.203 Unspecified kyphosis, cervicothoracic region
    - M40.204 Unspecified kyphosis, thoracic region
    - M40.205 Unspecified kyphosis, thoracolumbar region
    - M40.209 Unspecified kyphosis, site unspecified
  - M40.29 Other kyphosis
    - M40.292 Other kyphosis, cervical region
    - M40.293 Other kyphosis, cervicothoracic region
    - M40.294 Other kyphosis, thoracic region
    - M40.295 Other kyphosis, thoracolumbar region
    - M40.299 Other kyphosis, site unspecified
- M40.3 Flatback syndrome
  - M40.30 Flatback syndrome, site unspecified
  - M40.35 Flatback syndrome, thoracolumbar region
  - M40.36 Flatback syndrome, lumbar region
  - M40.37 Flatback syndrome, lumbosacral region
- M40.4 Postural lordosis
  - Acquired lordosis
  - M40.40 Postural lordosis, site unspecified
  - M40.45 Postural lordosis, thoracolumbar region
  - M40.46 Postural lordosis, lumbar region
  - M40.47 Postural lordosis, lumbosacral region
- M40.5 Lordosis, unspecified
  - M40.50 Lordosis, unspecified, site unspecified
  - M40.55 Lordosis, unspecified, thoracolumbar region
  - M40.56 Lordosis, unspecified, lumbar region
  - M40.57 Lordosis, unspecified, lumbosacral region

4th **M41 Scoliosis**

DEFINITION: Scoliosis is a lateral curvature of the spinal column. It can be both primary and secondary meaning a single curve or a curve with a second, compensating curve further down the spinal column.

INCLUDES *kyphoscoliosis*

EXCLUDES1 *congenital scoliosis NOS (Q67.5)*
congenital scoliosis due to bony malformation (Q76.3)
postural congenital scoliosis (Q67.5)
kyphoscoliotic heart disease (I27.1)

EXCLUDES2 *postprocedural scoliosis (M96.89)*
postradiation scoliosis (M96.5)

5th **M41.0 Infantile idiopathic scoliosis**

M41.00 Infantile idiopathic scoliosis, site unspecified
M41.02 Infantile idiopathic scoliosis, cervical region
M41.03 Infantile idiopathic scoliosis, cervicothoracic region
M41.04 Infantile idiopathic scoliosis, thoracic region
M41.05 Infantile idiopathic scoliosis, thoracolumbar region
M41.06 Infantile idiopathic scoliosis, lumbar region
M41.07 Infantile idiopathic scoliosis, lumbosacral region
M41.08 Infantile idiopathic scoliosis, sacral and sacrococcygeal region

5th **M41.1 Juvenile and adolescent idiopathic scoliosis**

6th **M41.11 Juvenile idiopathic scoliosis**

M41.112 Juvenile idiopathic scoliosis, cervical region
M41.113 Juvenile idiopathic scoliosis, cervicothoracic region
M41.114 Juvenile idiopathic scoliosis, thoracic region
M41.115 Juvenile idiopathic scoliosis, thoracolumbar region
M41.116 Juvenile idiopathic scoliosis, lumbar region
M41.117 Juvenile idiopathic scoliosis, lumbosacral region
M41.119 Juvenile idiopathic scoliosis, site unspecified

6th **M41.12 Adolescent idiopathic scoliosis**

M41.122 Adolescent idiopathic scoliosis, cervical region
M41.123 Adolescent idiopathic scoliosis, cervicothoracic region
M41.124 Adolescent idiopathic scoliosis, thoracic region
AHA: Q3 2024
M41.125 Adolescent idiopathic scoliosis, thoracolumbar region
AHA: Q1 2024
M41.126 Adolescent idiopathic scoliosis, lumbar region
M41.127 Adolescent idiopathic scoliosis, lumbosacral region
M41.129 Adolescent idiopathic scoliosis, site unspecified

5th M41.2 Other idiopathic scoliosis

- M41.20 Other idiopathic scoliosis, site unspecified
- M41.22 Other idiopathic scoliosis, cervical region
- M41.23 Other idiopathic scoliosis, cervicothoracic region
- M41.24 Other idiopathic scoliosis, thoracic region
- M41.25 Other idiopathic scoliosis, thoracolumbar region
- M41.26 Other idiopathic scoliosis, lumbar region
- M41.27 Other idiopathic scoliosis, lumbosacral region

5th M41.3 Thoracogenic scoliosis

- M41.30 Thoracogenic scoliosis, site unspecified
- M41.34 Thoracogenic scoliosis, thoracic region
- M41.35 Thoracogenic scoliosis, thoracolumbar region

5th M41.4 Neuromuscular scoliosis

Scoliosis secondary to cerebral palsy, Friedreich's ataxia, poliomyelitis and other neuromuscular disorders

Code also underlying condition

- M41.40 Neuromuscular scoliosis, site unspecified
- M41.41 Neuromuscular scoliosis, occipito-atlanto-axial region
- M41.42 Neuromuscular scoliosis, cervical region
- M41.43 Neuromuscular scoliosis, cervicothoracic region
- M41.44 Neuromuscular scoliosis, thoracic region
- M41.45 Neuromuscular scoliosis, thoracolumbar region
- M41.46 Neuromuscular scoliosis, lumbar region
- M41.47 Neuromuscular scoliosis, lumbosacral region

5th M41.5 Other secondary scoliosis

Code first underlying disease

M41.50 Other secondary scoliosis, site unspecified PDxIn

M41.52 Other secondary scoliosis, cervical region PDxIn

M41.53 Other secondary scoliosis, cervicothoracic region PDxIn

M41.54 Other secondary scoliosis, thoracic region PDxIn

M41.55 Other secondary scoliosis, thoracolumbar region PDxIn

M41.56 Other secondary scoliosis, lumbar region PDxIn

M41.57 Other secondary scoliosis, lumbosacral region PDxIn

5th M41.8 Other forms of scoliosis

M41.80 Other forms of scoliosis, site unspecified

M41.82 Other forms of scoliosis, cervical region

M41.83 Other forms of scoliosis, cervicothoracic region

M41.84 Other forms of scoliosis, thoracic region

M41.85 Other forms of scoliosis, thoracolumbar region

M41.86 Other forms of scoliosis, lumbar region

M41.87 Other forms of scoliosis, lumbosacral region

M41.9 Scoliosis, unspecified

AHA: Q1 2022

4th M42 Spinal osteochondrosis

5th M42.0 Juvenile osteochondrosis of spine

Calvé's disease

Scheuermann's disease

EXCLUDES1 *postural kyphosis (M40.0)*

M42.00 Juvenile osteochondrosis of spine, site unspecified

M42.01 Juvenile osteochondrosis of spine, occipito-atlanto-axial region

M42.02 Juvenile osteochondrosis of spine, cervical region

M42.03 Juvenile osteochondrosis of spine, cervicothoracic region

M42.04 Juvenile osteochondrosis of spine, thoracic region

M42.05 Juvenile osteochondrosis of spine, thoracolumbar region

M42.06 Juvenile osteochondrosis of spine, lumbar region

M42.07 Juvenile osteochondrosis of spine, lumbosacral region

M42.08 Juvenile osteochondrosis of spine, sacral and sacrococcygeal region

M42.09 Juvenile osteochondrosis of spine, multiple sites in spine

5th M42.1 Adult osteochondrosis of spine

- M42.10 Adult osteochondrosis of spine, site unspecified A
- M42.11 Adult osteochondrosis of spine, occipito-atlanto-axial region A
- M42.12 Adult osteochondrosis of spine, cervical region A
- M42.13 Adult osteochondrosis of spine, cervicothoracic region A
- M42.14 Adult osteochondrosis of spine, thoracic region A
- M42.15 Adult osteochondrosis of spine, thoracolumbar region A
- M42.16 Adult osteochondrosis of spine, lumbar region A
- M42.17 Adult osteochondrosis of spine, lumbosacral region A
- M42.18 Adult osteochondrosis of spine, sacral and sacrococcygeal region A
- M42.19 Adult osteochondrosis of spine, multiple sites in spine A

M42.9 Spinal osteochondrosis, unspecified

4th M43 Other deforming dorsopathies

EXCLUDES *congenital spondylolysis and spondylolisthesis (Q76.2)*
hemivertebra (Q76.3-Q76.4)
Klippel-Feil syndrome (Q76.1)
lumbarization and sacralization (Q76.4)
platyspondylisis (Q76.4)
spina bifida occulta (Q76.0)
spinal curvature in osteoporosis (M80.-)
spinal curvature in Paget's disease of bone [osteitis deformans] (M88.-)

5th M43.0 Spondylolysis

TIP: Spondylolysis and spondylolisthesis may cause back pain. Spondylolysis is a spinal condition involving stress fractures through the pars interarticularis, a thin bone segment joining two vertebrae. Spondylolysis may cause spondylolisthesis, in which a vertebra slips out of place.

EXCLUDES *congenital spondylolysis (Q76.2)*
spondylolisthesis (M43.1)

- M43.00 Spondylolysis, site unspecified
- M43.01 Spondylolysis, occipito-atlanto-axial region
- M43.02 Spondylolysis, cervical region
- M43.03 Spondylolysis, cervicothoracic region
- M43.04 Spondylolysis, thoracic region
- M43.05 Spondylolysis, thoracolumbar region
- M43.06 Spondylolysis, lumbar region
- M43.07 Spondylolysis, lumbosacral region
- M43.08 Spondylolysis, sacral and sacrococcygeal region
- M43.09 Spondylolysis, multiple sites in spine

5th **M43.1 Spondylolisthesis**

TIP: Spondylolysis and spondylolisthesis may cause back pain. Spondylolysis is a spinal condition involving stress fractures through the pars interarticularis, a thin bone segment joining two vertebrae. Spondylolysis may cause spondylolisthesis, in which a vertebra slips out of place.

EXCLUDES *acute traumatic of lumbosacral region (S33.1)*

acute traumatic of sites other than lumbosacral- code to Fracture, vertebra, by region

congenital spondylolisthesis (Q76.2)

M43.10 Spondylolisthesis, site unspecified

M43.11 Spondylolisthesis, occipito-atlanto-axial region

M43.12 Spondylolisthesis, cervical region

M43.13 Spondylolisthesis, cervicothoracic region

M43.14 Spondylolisthesis, thoracic region

M43.15 Spondylolisthesis, thoracolumbar region

M43.16 Spondylolisthesis, lumbar region

AHA: Q1 2024, Q3 2018

M43.17 Spondylolisthesis, lumbosacral region

AHA: Q3 2023

M43.18 Spondylolisthesis, sacral and sacrococcygeal region

M43.19 Spondylolisthesis, multiple sites in spine

5th **M43.2 Fusion of spine**

Ankylosis of spinal joint

EXCLUDES *ankylosing spondylitis (M45.0-)*

congenital fusion of spine (Q76.4)

EXCLUDES *arthrodesis status (Z98.1)*

pseudoarthrosis after fusion or arthrodesis (M96.0)

M43.20 Fusion of spine, site unspecified

M43.21 Fusion of spine, occipito-atlanto-axial region

M43.22 Fusion of spine, cervical region

M43.23 Fusion of spine, cervicothoracic region

M43.24 Fusion of spine, thoracic region

M43.25 Fusion of spine, thoracolumbar region

M43.26 Fusion of spine, lumbar region

M43.27 Fusion of spine, lumbosacral region

M43.28 Fusion of spine, sacral and sacrococcygeal region

M43.3 Recurrent atlantoaxial dislocation with myelopathy

M43.4 Other recurrent atlantoaxial dislocation

5th M43.5 Other recurrent vertebral dislocation

EXCLUDES1 *biomechanical lesions NEC (M99.-)*

6th M43.5X Other recurrent vertebral dislocation

M43.5X2 Other recurrent vertebral dislocation, cervical region

M43.5X3 Other recurrent vertebral dislocation, cervicothoracic region

M43.5X4 Other recurrent vertebral dislocation, thoracic region

M43.5X5 Other recurrent vertebral dislocation, thoracolumbar region

M43.5X6 Other recurrent vertebral dislocation, lumbar region

M43.5X7 Other recurrent vertebral dislocation, lumbosacral region

M43.5X8 Other recurrent vertebral dislocation, sacral and sacrococcygeal region

M43.5X9 Other recurrent vertebral dislocation, site unspecified

M43.6 Torticollis

DEFINITION: Torticollis is a twisting of the neck due to tight neck muscles.

EXCLUDES1 *congenital (sternomastoid) torticollis (Q68.0)*

current injury - see Injury, of spine, by body region

ocular torticollis (R29.891)

psychogenic torticollis (F45.8)

spasmodic torticollis (G24.3)

torticollis due to birth injury (P15.2)

5th M43.8 Other specified deforming dorsopathies

EXCLUDES1 *kyphosis and lordosis (M40.-)*

scoliosis (M41.-)

6th M43.8X Other specified deforming dorsopathies

M43.8X1 Other specified deforming dorsopathies, occipito-atlanto-axial region

M43.8X2 Other specified deforming dorsopathies, cervical region

M43.8X3 Other specified deforming dorsopathies, cervicothoracic region

M43.8X4 Other specified deforming dorsopathies, thoracic region

M43.8X5 Other specified deforming dorsopathies, thoracolumbar region

M43.8X6 Other specified deforming dorsopathies, lumbar region

M43.8X7 Other specified deforming dorsopathies, lumbosacral region

M43.8X8 Other specified deforming dorsopathies, sacral and sacrococcygeal region

M43.8X9 Other specified deforming dorsopathies, site unspecified

M43.9 Deforming dorsopathy, unspecified

Curvature of spine NOS

Spondylopathies (M45-M49)

4th M45 Ankylosing spondylitis (Figure 13.3)

Rheumatoid arthritis of spine

excludes1 *arthropathy in Reiter's disease (M02.3-)*

juvenile (ankylosing) spondylitis (M08.1)

excludes2 *Behçet's disease (M35.2)*

M45.0 Ankylosing spondylitis of multiple sites in spine HCC RxHCC

M45.1 Ankylosing spondylitis of occipito-atlanto-axial region HCC RxHCC

M45.2 Ankylosing spondylitis of cervical region HCC RxHCC

M45.3 Ankylosing spondylitis of cervicothoracic region HCC RxHCC

M45.4 Ankylosing spondylitis of thoracic region HCC RxHCC

M45.5 Ankylosing spondylitis of thoracolumbar region HCC RxHCC

M45.6 Ankylosing spondylitis lumbar region HCC RxHCC

M45.7 Ankylosing spondylitis of lumbosacral region HCC RxHCC

M45.8 Ankylosing spondylitis sacral and sacrococcygeal region HCC RxHCC

M45.9 Ankylosing spondylitis of unspecified sites in spine HCC RxHCC

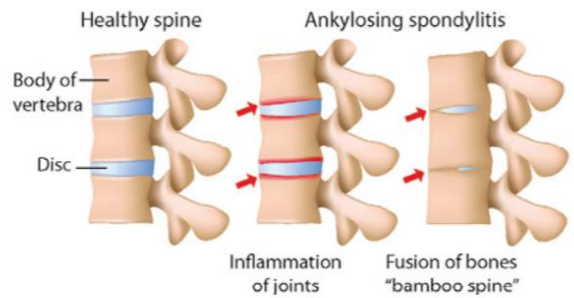

Figure 13.3 Healthy Spine Compared to Ankylosing Spondylitis

5th M45.A Non-radiographic axial spondyloarthritis

- M45.A0 Non-radiographic axial spondyloarthritis of unspecified sites in spine HCC RxHCC
- M45.A1 Non-radiographic axial spondyloarthritis of occipito-atlanto-axial region HCC RxHCC
- M45.A2 Non-radiographic axial spondyloarthritis of cervical region HCC RxHCC
- M45.A3 Non-radiographic axial spondyloarthritis of cervicothoracic region HCC RxHCC
- M45.A4 Non-radiographic axial spondyloarthritis of thoracic region HCC RxHCC
- M45.A5 Non-radiographic axial spondyloarthritis of thoracolumbar region HCC RxHCC
- M45.A6 Non-radiographic axial spondyloarthritis of lumbar region HCC RxHCC
- M45.A7 Non-radiographic axial spondyloarthritis of lumbosacral region HCC RxHCC
- M45.A8 Non-radiographic axial spondyloarthritis of sacral and sacrococcygeal region HCC RxHCC
- M45.AB Non-radiographic axial spondyloarthritis of multiple sites in spine HCC RxHCC

4th M46 Other inflammatory spondylopathies

5th M46.0 Spinal enthesopathy

Disorder of ligamentous or muscular attachments of spine

- M46.00 Spinal enthesopathy, site unspecified
- M46.01 Spinal enthesopathy, occipito-atlanto-axial region
- M46.02 Spinal enthesopathy, cervical region
- M46.03 Spinal enthesopathy, cervicothoracic region
- M46.04 Spinal enthesopathy, thoracic region
- M46.05 Spinal enthesopathy, thoracolumbar region
- M46.06 Spinal enthesopathy, lumbar region
- M46.07 Spinal enthesopathy, lumbosacral region
- M46.08 Spinal enthesopathy, sacral and sacrococcygeal region
- M46.09 Spinal enthesopathy, multiple sites in spine

M46.1 Sacroiliitis, not elsewhere classified

AHA: Q2 2020

5th M46.2 Osteomyelitis of vertebra

- M46.20 Osteomyelitis of vertebra, site unspecified CC HCC CC/MCC Exc
- M46.21 Osteomyelitis of vertebra, occipito-atlanto-axial region CC HCC CC/MCC Exc
- M46.22 Osteomyelitis of vertebra, cervical region CC HCC CC/MCC Exc
- M46.23 Osteomyelitis of vertebra, cervicothoracic region CC HCC CC/MCC Exc
- M46.24 Osteomyelitis of vertebra, thoracic region CC HCC CC/MCC Exc
- M46.25 Osteomyelitis of vertebra, thoracolumbar region CC HCC CC/MCC Exc
- M46.26 Osteomyelitis of vertebra, lumbar region CC HCC CC/MCC Exc
- M46.27 Osteomyelitis of vertebra, lumbosacral region CC HCC CC/MCC Exc
- M46.28 Osteomyelitis of vertebra, sacral and sacrococcygeal region CC HCC CC/MCC Exc

5th M46.3 Infection of intervertebral disc (pyogenic)

Use additional code (B95-B97) to identify infectious agent.

- M46.30 Infection of intervertebral disc (pyogenic), site unspecified CC HCC CC/MCC Exc
- M46.31 Infection of intervertebral disc (pyogenic), occipito-atlanto-axial region CC HCC CC/MCC Exc
- M46.32 Infection of intervertebral disc (pyogenic), cervical region CC HCC CC/MCC Exc
- M46.33 Infection of intervertebral disc (pyogenic), cervicothoracic region CC HCC CC/MCC Exc
- M46.34 Infection of intervertebral disc (pyogenic), thoracic region CC HCC CC/MCC Exc
- M46.35 Infection of intervertebral disc (pyogenic), thoracolumbar region CC HCC CC/MCC Exc
- M46.36 Infection of intervertebral disc (pyogenic), lumbar region CC HCC CC/MCC Exc
- M46.37 Infection of intervertebral disc (pyogenic), lumbosacral region CC HCC CC/MCC Exc
- M46.38 Infection of intervertebral disc (pyogenic), sacral and sacrococcygeal region CC HCC CC/MCC Exc
- M46.39 Infection of intervertebral disc (pyogenic), multiple sites in spine CC HCC CC/MCC Exc

5th M46.4 Discitis, unspecified

- M46.40 Discitis, unspecified, site unspecified CC/MCC Exc
- M46.41 Discitis, unspecified, occipito-atlanto-axial region
- M46.42 Discitis, unspecified, cervical region
- M46.43 Discitis, unspecified, cervicothoracic region
- M46.44 Discitis, unspecified, thoracic region
- M46.45 Discitis, unspecified, thoracolumbar region
- M46.46 Discitis, unspecified, lumbar region CC/MCC Exc
- M46.47 Discitis, unspecified, lumbosacral region CC/MCC Exc
- M46.48 Discitis, unspecified, sacral and sacrococcygeal region CC/MCC Exc
- M46.49 Discitis, unspecified, multiple sites in spine CC/MCC Exc

5th M46.5 Other infective spondylopathies

- M46.50 Other infective spondylopathies, site unspecified
- M46.51 Other infective spondylopathies, occipito-atlanto-axial region
- M46.52 Other infective spondylopathies, cervical region
- M46.53 Other infective spondylopathies, cervicothoracic region
- M46.54 Other infective spondylopathies, thoracic region
- M46.55 Other infective spondylopathies, thoracolumbar region
- M46.56 Other infective spondylopathies, lumbar region
- M46.57 Other infective spondylopathies, lumbosacral region
- M46.58 Other infective spondylopathies, sacral and sacrococcygeal region
- M46.59 Other infective spondylopathies, multiple sites in spine

5th M46.8 Other specified inflammatory spondylopathies

- M46.80 Other specified inflammatory spondylopathies, site unspecified
- M46.81 Other specified inflammatory spondylopathies, occipito-atlanto-axial region
- M46.82 Other specified inflammatory spondylopathies, cervical region
- M46.83 Other specified inflammatory spondylopathies, cervicothoracic region
- M46.84 Other specified inflammatory spondylopathies, thoracic region
- M46.85 Other specified inflammatory spondylopathies, thoracolumbar region
- M46.86 Other specified inflammatory spondylopathies, lumbar region
- M46.87 Other specified inflammatory spondylopathies, lumbosacral region
- M46.88 Other specified inflammatory spondylopathies, sacral and sacrococcygeal region
- M46.89 Other specified inflammatory spondylopathies, multiple sites in spine

5th M46.9 Unspecified inflammatory spondylopathy

- M46.90 Unspecified inflammatory spondylopathy, site unspecified
- M46.91 Unspecified inflammatory spondylopathy, occipito-atlanto-axial region
- M46.92 Unspecified inflammatory spondylopathy, cervical region

  AHA: Q3 2019
- M46.93 Unspecified inflammatory spondylopathy, cervicothoracic region
- M46.94 Unspecified inflammatory spondylopathy, thoracic region
- M46.95 Unspecified inflammatory spondylopathy, thoracolumbar region
- M46.96 Unspecified inflammatory spondylopathy, lumbar region
- M46.97 Unspecified inflammatory spondylopathy, lumbosacral region
- M46.98 Unspecified inflammatory spondylopathy, sacral and sacrococcygeal region
- M46.99 Unspecified inflammatory spondylopathy, multiple sites in spine

4th **M47 Spondylosis (Figure 13.4)**

INCLUDES *arthrosis or osteoarthritis of spine*
degeneration of facet joints

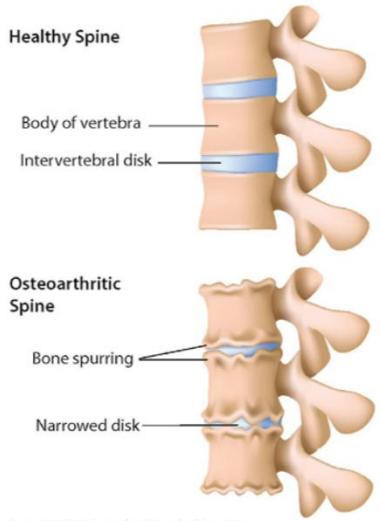

Figure 13.4 Osteoarthritic Spine

5th **M47.0 Anterior spinal and vertebral artery compression syndromes**

6th **M47.01 Anterior spinal artery compression syndromes**

M47.011 Anterior spinal artery compression syndromes, occipito-atlanto-axial region CC CC/MCC Ex0

M47.012 Anterior spinal artery compression syndromes, cervical region CC CC/MCC Ex0

AHA: Q1 2023

M47.013 Anterior spinal artery compression syndromes, cervicothoracic region CC CC/MCC Ex0

M47.014 Anterior spinal artery compression syndromes, thoracic region CC CC/MCC Ex0

M47.015 Anterior spinal artery compression syndromes, thoracolumbar region CC CC/MCC Ex0

M47.016 Anterior spinal artery compression syndromes, lumbar region CC CC/MCC Ex0

M47.019 Anterior spinal artery compression syndromes, site unspecified CC CC/MCC Ex0

6th **M47.02 Vertebral artery compression syndromes**

M47.021 Vertebral artery compression syndromes, occipito-atlanto-axial region CC CC/MCC Ex0

M47.022 Vertebral artery compression syndromes, cervical region CC CC/MCC Ex0

AHA: Q1 2023

M47.029 Vertebral artery compression syndromes, site unspecified CC CC/MCC Ex0

5th M47.1 Other spondylosis with myelopathy

Spondylogenic compression of spinal cord

EXCLUDES1 *vertebral subluxation (M43.3-M43.5X9)*

M47.10 Other spondylosis with myelopathy, site unspecified CC CC/MCC Ex0

M47.11 Other spondylosis with myelopathy, occipito-atlanto-axial region CC CC/MCC Ex0

M47.12 Other spondylosis with myelopathy, cervical region CC CC/MCC Ex0

AHA: Q1 2020

M47.13 Other spondylosis with myelopathy, cervicothoracic region CC CC/MCC Ex0

M47.14 Other spondylosis with myelopathy, thoracic region CC CC/MCC Ex0

M47.15 Other spondylosis with myelopathy, thoracolumbar region CC CC/MCC Ex0

M47.16 Other spondylosis with myelopathy, lumbar region CC CC/MCC Ex0

5th M47.2 Other spondylosis with radiculopathy

M47.20 Other spondylosis with radiculopathy, site unspecified CC/MCC Ex0

M47.21 Other spondylosis with radiculopathy, occipito-atlanto-axial region CC/MCC Ex0

M47.22 Other spondylosis with radiculopathy, cervical region CC/MCC Ex0

AHA: Q1 2020

M47.23 Other spondylosis with radiculopathy, cervicothoracic region CC/MCC Ex0

M47.24 Other spondylosis with radiculopathy, thoracic region CC/MCC Ex0

M47.25 Other spondylosis with radiculopathy, thoracolumbar region CC/MCC Ex0

M47.26 Other spondylosis with radiculopathy, lumbar region CC/MCC Ex0

M47.27 Other spondylosis with radiculopathy, lumbosacral region CC/MCC Ex0

M47.28 Other spondylosis with radiculopathy, sacral and sacrococcygeal region CC/MCC Ex0

- M47.8 Other spondylosis
  - M47.81 Spondylosis without myelopathy or radiculopathy
    - M47.811 Spondylosis without myelopathy or radiculopathy, occipito-atlanto-axial region CC/MCC Ex0
    - M47.812 Spondylosis without myelopathy or radiculopathy, cervical region CC/MCC Ex0
      - **AHA:** Q3 2019, Q2 2018
    - M47.813 Spondylosis without myelopathy or radiculopathy, cervicothoracic region CC/MCC Ex0
    - M47.814 Spondylosis without myelopathy or radiculopathy, thoracic region CC/MCC Ex0
    - M47.815 Spondylosis without myelopathy or radiculopathy, thoracolumbar region CC/MCC Ex0
    - M47.816 Spondylosis without myelopathy or radiculopathy, lumbar region CC/MCC Ex0
    - M47.817 Spondylosis without myelopathy or radiculopathy, lumbosacral region CC/MCC Ex0
    - M47.818 Spondylosis without myelopathy or radiculopathy, sacral and sacrococcygeal region CC/MCC Ex0
    - M47.819 Spondylosis without myelopathy or radiculopathy, site unspecified CC/MCC Ex0
  - M47.89 Other spondylosis
    - M47.891 Other spondylosis, occipito-atlanto-axial region CC/MCC Ex0
    - M47.892 Other spondylosis, cervical region CC/MCC Ex0
    - M47.893 Other spondylosis, cervicothoracic region CC/MCC Ex0
    - M47.894 Other spondylosis, thoracic region CC/MCC Ex0
    - M47.895 Other spondylosis, thoracolumbar region CC/MCC Ex0
    - M47.896 Other spondylosis, lumbar region CC/MCC Ex0
    - M47.897 Other spondylosis, lumbosacral region CC/MCC Ex0
    - M47.898 Other spondylosis, sacral and sacrococcygeal region CC/MCC Ex0
    - M47.899 Other spondylosis, site unspecified CC/MCC Ex0
  - M47.9 Spondylosis, unspecified CC/MCC Ex0
- M48 Other spondylopathies
  - M48.0 Spinal stenosis

    Caudal stenosis
    - M48.00 Spinal stenosis, site unspecified
    - M48.01 Spinal stenosis, occipito-atlanto-axial region
    - M48.02 Spinal stenosis, cervical region
      - **AHA:** Q1 2020, Q3 2018
    - M48.03 Spinal stenosis, cervicothoracic region
    - M48.04 Spinal stenosis, thoracic region
    - M48.05 Spinal stenosis, thoracolumbar region

6th M48.06 Spinal stenosis, lumbar region

M48.061 Spinal stenosis, lumbar region without neurogenic claudication

AHA: Q3 2018

Spinal stenosis, lumbar region NOS

M48.062 Spinal stenosis, lumbar region with neurogenic claudication

M48.07 Spinal stenosis, lumbosacral region

AHA: Q3 2018

M48.08 Spinal stenosis, sacral and sacrococcygeal region

5th M48.1 Ankylosing hyperostosis [Forestier]

Diffuse idiopathic skeletal hyperostosis [DISH]

M48.10 Ankylosing hyperostosis [Forestier], site unspecified CC/MCC Ex0

M48.11 Ankylosing hyperostosis [Forestier], occipito-atlanto-axial region CC/MCC Ex0

M48.12 Ankylosing hyperostosis [Forestier], cervical region CC/MCC Ex0

M48.13 Ankylosing hyperostosis [Forestier], cervicothoracic region CC/MCC Ex0

M48.14 Ankylosing hyperostosis [Forestier], thoracic region CC/MCC Ex0

M48.15 Ankylosing hyperostosis [Forestier], thoracolumbar region CC/MCC Ex0

M48.16 Ankylosing hyperostosis [Forestier], lumbar region CC/MCC Ex0

M48.17 Ankylosing hyperostosis [Forestier], lumbosacral region CC/MCC Ex0

M48.18 Ankylosing hyperostosis [Forestier], sacral and sacrococcygeal region CC/MCC Ex0

M48.19 Ankylosing hyperostosis [Forestier], multiple sites in spine CC/MCC Ex0

5th M48.2 Kissing spine

M48.20 Kissing spine, site unspecified CC/MCC Ex0

M48.21 Kissing spine, occipito-atlanto-axial region CC/MCC Ex0

M48.22 Kissing spine, cervical region CC/MCC Ex0

M48.23 Kissing spine, cervicothoracic region CC/MCC Ex0

M48.24 Kissing spine, thoracic region CC/MCC Ex0

M48.25 Kissing spine, thoracolumbar region CC/MCC Ex0

M48.26 Kissing spine, lumbar region CC/MCC Ex0

M48.27 Kissing spine, lumbosacral region CC/MCC Ex0

5th M48.3 Traumatic spondylopathy

- M48.30 Traumatic spondylopathy, site unspecified CC CC/MCC Ex0
- M48.31 Traumatic spondylopathy, occipito-atlanto-axial region CC CC/MCC Ex0
- M48.32 Traumatic spondylopathy, cervical region CC CC/MCC Ex0
- M48.33 Traumatic spondylopathy, cervicothoracic region CC CC/MCC Ex0
- M48.34 Traumatic spondylopathy, thoracic region CC CC/MCC Ex0
- M48.35 Traumatic spondylopathy, thoracolumbar region CC CC/MCC Ex0
- M48.36 Traumatic spondylopathy, lumbar region CC CC/MCC Ex0
- M48.37 Traumatic spondylopathy, lumbosacral region CC CC/MCC Ex0
- M48.38 Traumatic spondylopathy, sacral and sacrococcygeal region CC CC/MCC Ex0

5th M48.4 Fatigue fracture of vertebra

Stress fracture of vertebra

EXCLUDES *pathological fracture NOS (M84.4-)*

pathological fracture of vertebra due to neoplasm (M84.58)

pathological fracture of vertebra due to other diagnosis (M84.68)

pathological fracture of vertebra due to osteoporosis (M80.-)

traumatic fracture of vertebrae (S12.0-S12.3-, S22.0-, S32.0-)

The appropriate 7th character is to be added to each code from subcategory M48.4:

A = initial encounter for fracture

D = subsequent encounter for fracture with routine healing

G = subsequent encounter for fracture with delayed healing

S = sequela of fracture

- M48.40 Fatigue fracture of vertebra, site unspecified CC/MCC Ex0
- M48.41 Fatigue fracture of vertebra, occipito-atlanto-axial region CC/MCC Ex0
- M48.42 Fatigue fracture of vertebra, cervical region CC/MCC Ex0
- M48.43 Fatigue fracture of vertebra, cervicothoracic region CC/MCC Ex0
- M48.44 Fatigue fracture of vertebra, thoracic region CC/MCC Ex0
- M48.45 Fatigue fracture of vertebra, thoracolumbar region CC/MCC Ex0
- M48.46 Fatigue fracture of vertebra, lumbar region CC/MCC Ex0
- M48.47 Fatigue fracture of vertebra, lumbosacral region CC/MCC Ex0
- M48.48 Fatigue fracture of vertebra, sacral and sacrococcygeal region CC/MCC Ex0

5th **M48.5 Collapsed vertebra, not elsewhere classified**

Collapsed vertebra NOS

Compression fracture of vertebra NOS

Wedging of vertebra NOS

EXCLUDES1 *current injury - see Injury of spine, by body region*

fatigue fracture of vertebra (M48.4)

pathological fracture of vertebra due to neoplasm (M84.58)

pathological fracture of vertebra due to other diagnosis (M84.68)

pathological fracture of vertebra due to osteoporosis (M80.-)

pathological fracture NOS (M84.4-)

stress fracture of vertebra (M48.4-)

traumatic fracture of vertebra (S12.-, S22.-, S32.-)

The appropriate 7th character is to be added to each code from subcategory M48.5:

A = initial encounter for fracture

D = subsequent encounter for fracture with routine healing

G = subsequent encounter for fracture with delayed healing

S = sequela of fracture

M48.50 Collapsed vertebra, not elsewhere classified, site unspecified CC HCC RxHCC CC/MCC Ex0

M48.51 Collapsed vertebra, not elsewhere classified, occipito-atlanto-axial region CC HCC RxHCC CC/MCC Ex0

M48.52 Collapsed vertebra, not elsewhere classified, cervical region CC HCC RxHCC CC/MCC Ex0

M48.53 Collapsed vertebra, not elsewhere classified, cervicothoracic region CC HCC RxHCC CC/MCC Ex0

M48.54 Collapsed vertebra, not elsewhere classified, thoracic region CC HCC RxHCC CC/MCC Ex0

M48.55 Collapsed vertebra, not elsewhere classified, thoracolumbar region CC HCC RxHCC CC/MCC Ex0

M48.56 Collapsed vertebra, not elsewhere classified, lumbar region CC HCC RxHCC CC/MCC Ex0

M48.57 Collapsed vertebra, not elsewhere classified, lumbosacral region CC HCC RxHCC CC/MCC Ex0

M48.58 Collapsed vertebra, not elsewhere classified, sacral and sacrococcygeal region CC HCC RxHCC CC/MCC Ex0

5th M48.8 Other specified spondylopathies

Ossification of posterior longitudinal ligament

6th M48.8X Other specified spondylopathies

M48.8X1 Other specified spondylopathies, occipito-atlanto-axial region HCC RxHCC

M48.8X2 Other specified spondylopathies, cervical region HCC RxHCC

M48.8X3 Other specified spondylopathies, cervicothoracic region HCC RxHCC

M48.8X4 Other specified spondylopathies, thoracic region HCC RxHCC

M48.8X5 Other specified spondylopathies, thoracolumbar region HCC RxHCC

M48.8X6 Other specified spondylopathies, lumbar region HCC RxHCC

M48.8X7 Other specified spondylopathies, lumbosacral region HCC RxHCC

M48.8X8 Other specified spondylopathies, sacral and sacrococcygeal region HCC RxHCC

M48.8X9 Other specified spondylopathies, site unspecified HCC RxHCC

M48.9 Spondylopathy, unspecified CC/MCC Ex6

4th M49 Spondylopathies in diseases classified elsewhere

INCLUDES *curvature of spine in diseases classified elsewhere*
deformity of spine in diseases classified elsewhere
kyphosis in diseases classified elsewhere
scoliosis in diseases classified elsewhere
spondylopathy in diseases classified elsewhere

Code first underlying disease, such as:

brucellosis (A23.-)

Charcot-Marie-Tooth disease (G60.0)

enterobacterial infections (A01-A04)

osteitis fibrosa cystica (E21.0)

EXCLUDES1 *curvature of spine in tuberculosis [Pott's] (A18.01)*
enteropathic arthropathies (M07.-)
gonococcal spondylitis (A54.41)
neuropathic [tabes dorsalis] spondylitis (A52.11)
neuropathic spondylopathy in syringomyelia (G95.0)
neuropathic spondylopathy in tabes dorsalis (A52.11)
nonsyphilitic neuropathic spondylopathy NEC (G98.0)
spondylitis in syphilis (acquired) (A52.77)
tuberculous spondylitis (A18.01)
typhoid fever spondylitis (A01.05)

5th M49.8 Spondylopathy in diseases classified elsewhere

- M49.80 Spondylopathy in diseases classified elsewhere, site unspecified
- M49.81 Spondylopathy in diseases classified elsewhere, occipito-atlanto-axial region
- M49.82 Spondylopathy in diseases classified elsewhere, cervical region
- M49.83 Spondylopathy in diseases classified elsewhere, cervicothoracic region
- M49.84 Spondylopathy in diseases classified elsewhere, thoracic region
- M49.85 Spondylopathy in diseases classified elsewhere, thoracolumbar region
- M49.86 Spondylopathy in diseases classified elsewhere, lumbar region
- M49.87 Spondylopathy in diseases classified elsewhere, lumbosacral region
- M49.88 Spondylopathy in diseases classified elsewhere, sacral and sacrococcygeal region
- M49.89 Spondylopathy in diseases classified elsewhere, multiple sites in spine

Other dorsopathies (M50-M54)

EXCLUDES *current injury - see injury of spine by body region*
discitis NOS (M46.4-)

4th M50 **Cervical disc disorders**

INCLUDES *cervicothoracic disc disorders with cervicalgia*
cervicothoracic disc disorders

5th M50.0 **Cervical disc disorder with myelopathy**

M50.00 **Cervical disc disorder with myelopathy, unspecified cervical region** CC CC/MCC Ex0

M50.01 **Cervical disc disorder with myelopathy, high cervical region** CC CC/MCC Ex0

AHA: Q1 2016

C2-C3 disc disorder with myelopathy

C3-C4 disc disorder with myelopathy

6th M50.02 **Cervical disc disorder with myelopathy, mid-cervical region**

M50.020 **Cervical disc disorder with myelopathy, mid-cervical region, unspecified level** CC CC/MCC Ex0

AHA: Q4 2016

M50.021 **Cervical disc disorder at C4-C5 level with myelopathy** CC CC/MCC Ex0

AHA: Q4 2016

C4-C5 disc disorder with myelopathy

M50.022 **Cervical disc disorder at C5-C6 level with myelopathy** CC CC/MCC Ex0

AHA: Q3 2018, Q4 2016

C5-C6 disc disorder with myelopathy

M50.023 **Cervical disc disorder at C6-C7 level with myelopathy** CC CC/MCC Ex0

AHA: Q4 2016

C6-C7 disc disorder with myelopathy

M50.03 **Cervical disc disorder with myelopathy, cervicothoracic region** CC CC/MCC Ex0

C7-T1 disc disorder with myelopathy

5th M50.1 Cervical disc disorder with radiculopathy

Excludes2 *brachial radiculitis NOS (M54.13)*

M50.10 Cervical disc disorder with radiculopathy, unspecified cervical region

M50.11 Cervical disc disorder with radiculopathy, high cervical region

C2-C3 disc disorder with radiculopathy

C3 radiculopathy due to disc disorder

C3-C4 disc disorder with radiculopathy

C4 radiculopathy due to disc disorder

6th M50.12 Cervical disc disorder with radiculopathy, mid-cervical region

M50.120 Mid-cervical disc disorder, unspecified level

AHA: Q4 2016

M50.121 Cervical disc disorder at C4-C5 level with radiculopathy

AHA: Q4 2016

C4-C5 disc disorder with radiculopathy

C5 radiculopathy due to disc disorder

M50.122 Cervical disc disorder at C5-C6 level with radiculopathy

AHA: Q3 2018, Q4 2016

C5-C6 disc disorder with radiculopathy

C6 radiculopathy due to disc disorder

M50.123 Cervical disc disorder at C6-C7 level with radiculopathy

AHA: Q4 2016

C6-C7 disc disorder with radiculopathy

C7 radiculopathy due to disc disorder

M50.13 Cervical disc disorder with radiculopathy, cervicothoracic region

C7-T1 disc disorder with radiculopathy

C8 radiculopathy due to disc disorder

- 5th M50.2 Other cervical disc displacement
  - M50.20 Other cervical disc displacement, unspecified cervical region CC/MCC Ex0
  - M50.21 Other cervical disc displacement, high cervical region CC/MCC Ex0
    - Other C2-C3 cervical disc displacement
    - Other C3-C4 cervical disc displacement
  - 6th M50.22 Other cervical disc displacement, mid-cervical region
    - M50.220 Other cervical disc displacement, mid-cervical region, unspecified level CC/MCC Ex0
    - M50.221 Other cervical disc displacement at C4-C5 level CC/MCC Ex0
      - Other C4-C5 cervical disc displacement
    - M50.222 Other cervical disc displacement at C5-C6 level CC/MCC Ex0
      - Other C5-C6 cervical disc displacement
    - M50.223 Other cervical disc displacement at C6-C7 level CC/MCC Ex0
      - Other C6-C7 cervical disc displacement
  - M50.23 Other cervical disc displacement, cervicothoracic region CC/MCC Ex0
    - Other C7-T1 cervical disc displacement
- 5th M50.3 Other cervical disc degeneration
  - M50.30 Other cervical disc degeneration, unspecified cervical region
  - M50.31 Other cervical disc degeneration, high cervical region
    - Other C2-C3 cervical disc degeneration
    - Other C3-C4 cervical disc degeneration
  - 6th M50.32 Other cervical disc degeneration, mid-cervical region
    - M50.320 Other cervical disc degeneration, mid-cervical region, unspecified level
    - M50.321 Other cervical disc degeneration at C4-C5 level
      - Other C4-C5 cervical disc degeneration
    - M50.322 Other cervical disc degeneration at C5-C6 level
      - Other C5-C6 cervical disc degeneration
    - M50.323 Other cervical disc degeneration at C6-C7 level
      - Other C6-C7 cervical disc degeneration
  - M50.33 Other cervical disc degeneration, cervicothoracic region
    - Other C7-T1 cervical disc degeneration

- M50.8 Other cervical disc disorders
  - M50.80 Other cervical disc disorders, unspecified cervical region
  - M50.81 Other cervical disc disorders, high cervical region
    - Other C2-C3 cervical disc disorders
    - Other C3-C4 cervical disc disorders
  - M50.82 Other cervical disc disorders, mid-cervical region
    - M50.820 Other cervical disc disorders, mid-cervical region, unspecified level
    - M50.821 Other cervical disc disorders at C4-C5 level
      - Other C4-C5 cervical disc disorders
    - M50.822 Other cervical disc disorders at C5-C6 level
      - Other C5-C6 cervical disc disorders
    - M50.823 Other cervical disc disorders at C6-C7 level
      - Other C6-C7 cervical disc disorders
  - M50.83 Other cervical disc disorders, cervicothoracic region
    - Other C7-T1 cervical disc disorders
- M50.9 Cervical disc disorder, unspecified
  - M50.90 Cervical disc disorder, unspecified, unspecified cervical region
  - M50.91 Cervical disc disorder, unspecified, high cervical region
    - C2-C3 cervical disc disorder, unspecified
    - C3-C4 cervical disc disorder, unspecified
  - M50.92 Cervical disc disorder, unspecified, mid-cervical region
    - M50.920 Unspecified cervical disc disorder, mid-cervical region, unspecified level
    - M50.921 Unspecified cervical disc disorder at C4-C5 level
      - Unspecified C4-C5 cervical disc disorder
    - M50.922 Unspecified cervical disc disorder at C5-C6 level
      - Unspecified C5-C6 cervical disc disorder
    - M50.923 Unspecified cervical disc disorder at C6-C7 level
      - Unspecified C6-C7 cervical disc disorder
  - M50.93 Cervical disc disorder, unspecified, cervicothoracic region
    - C7-T1 cervical disc disorder, unspecified

4th **M51 Thoracic, thoracolumbar, and lumbosacral intervertebral disc disorders**

EXCLUDES1 *cervical and cervicothoracic disc disorders (M50.-)*

sacral and sacrococcygeal disorders (M53.3)

5th **M51.0 Thoracic, thoracolumbar and lumbosacral intervertebral disc disorders with myelopathy**

M51.04 Intervertebral disc disorders with myelopathy, thoracic region CC CC/MCC Ex0

M51.05 Intervertebral disc disorders with myelopathy, thoracolumbar region CC CC/MCC Ex0

M51.06 Intervertebral disc disorders with myelopathy, lumbar region CC CC/MCC Ex0

5th **M51.1 Thoracic, thoracolumbar and lumbosacral intervertebral disc disorders with radiculopathy**

Sciatica due to intervertebral disc disorder

EXCLUDES1 *lumbar radiculitis NOS (M54.16)*

sciatica NOS (M54.3)

M51.14 Intervertebral disc disorders with radiculopathy, thoracic region

M51.15 Intervertebral disc disorders with radiculopathy, thoracolumbar region

M51.16 Intervertebral disc disorders with radiculopathy, lumbar region

AHA: Q3 2018

M51.17 Intervertebral disc disorders with radiculopathy, lumbosacral region

5th **M51.2 Other thoracic, thoracolumbar and lumbosacral intervertebral disc displacement**

Lumbago due to displacement of intervertebral disc

M51.24 Other intervertebral disc displacement, thoracic region CC/MCC Ex0

M51.25 Other intervertebral disc displacement, thoracolumbar region CC/MCC Ex0

M51.26 Other intervertebral disc displacement, lumbar region CC/MCC Ex0

M51.27 Other intervertebral disc displacement, lumbosacral region CC/MCC Ex0

- M51.3 Other thoracic, thoracolumbar and lumbosacral intervertebral disc degeneration
  - M51.34 Other intervertebral disc degeneration, thoracic region
  - M51.35 Other intervertebral disc degeneration, thoracolumbar region
  - M51.36 Other intervertebral disc degeneration, lumbar region
    - M51.360 Other intervertebral disc degeneration, lumbar region with discogenic back pain only CC/MCC Ex0
      - Other intervertebral disc degeneration, lumbar region with axial back pain only
    - M51.361 Other intervertebral disc degeneration, lumbar region with lower extremity pain only CC/MCC Ex0
      - Other intervertebral disc degeneration, lumbar region with leg pain only
      - Other intervertebral disc degeneration, lumbar region with referred sclerotomal pain only
    - M51.362 Other intervertebral disc degeneration, lumbar region with discogenic back pain and lower extremity pain CC/MCC Ex0
      - Other intervertebral disc degeneration, lumbar region with discogenic back pain and leg pain
      - Other intervertebral disc degeneration, lumbar region with axial back pain and referred sclerotomal pain
    - M51.369 Other intervertebral disc degeneration, lumbar region without mention of lumbar back pain or lower extremity pain CC/MCC Ex0
      - Other intervertebral disc degeneration, lumbar region without mention of lumbar back pain or leg pain
      - Other intervertebral disc degeneration, lumbar region, NOS
  - M51.37 Other intervertebral disc degeneration, lumbosacral region
    - M51.370 Other intervertebral disc degeneration, lumbosacral region with discogenic back pain only CC/MCC Ex0
      - Other intervertebral disc degeneration, lumbosacral region with axial back pain only
    - M51.371 Other intervertebral disc degeneration, lumbosacral region with lower extremity pain only CC/MCC Ex0
      - Other intervertebral disc degeneration, lumbosacral region with leg pain only
      - Other intervertebral disc degeneration, lumbosacral region with referred sclerotomal pain only
    - M51.372 Other intervertebral disc degeneration, lumbosacral region with discogenic back pain and lower extremity pain CC/MCC Ex0
      - Other intervertebral disc degeneration, lumbosacral region with discogenic back pain and leg pain
      - Other intervertebral disc degeneration, lumbosacral region with axial back pain and referred sclerotomal pain
    - M51.379 Other intervertebral disc degeneration, lumbosacral region without mention of lumbar back pain or lower extremity pain CC/MCC Ex0
      - Other intervertebral disc degeneration, lumbosacral region without mention of lumbar back pain or leg pain
      - Other intervertebral disc degeneration, lumbosacral region, NOS

- M51.4 Schmorl's nodes
  - M51.44 Schmorl's nodes, thoracic region
  - M51.45 Schmorl's nodes, thoracolumbar region
  - M51.46 Schmorl's nodes, lumbar region CC/MCC Ex
  - M51.47 Schmorl's nodes, lumbosacral region CC/MCC Ex
- M51.8 Other thoracic, thoracolumbar and lumbosacral intervertebral disc disorders
  - M51.84 Other intervertebral disc disorders, thoracic region
  - M51.85 Other intervertebral disc disorders, thoracolumbar region
  - M51.86 Other intervertebral disc disorders, lumbar region CC/MCC Ex
  - M51.87 Other intervertebral disc disorders, lumbosacral region CC/MCC Ex
- M51.9 Unspecified thoracic, thoracolumbar and lumbosacral intervertebral disc disorder CC/MCC Ex
- M51.A Other lumbar and lumbosacral annulus fibrosus disc defects
  - M51.A0 Intervertebral annulus fibrosus defect, lumbar region, unspecified size
    - AHA: Q4 2022
    - ☞ Code first, if applicable, lumbar disc herniation (M51.06, M51.16, M51.26)
  - M51.A1 Intervertebral annulus fibrosus defect, small, lumbar region
    - AHA: Q4 2022
    - ☞ Code first, if applicable, lumbar disc herniation (M51.06, M51.16, M51.26)
  - M51.A2 Intervertebral annulus fibrosus defect, large, lumbar region
    - AHA: Q4 2022
    - ☞ Code first, if applicable, lumbar disc herniation (M51.06, M51.16, M51.26)
  - M51.A3 Intervertebral annulus fibrosus defect, lumbosacral region, unspecified size
    - AHA: Q4 2022
    - ☞ Code first, if applicable, lumbosacral disc herniation (M51.17, M51.27)
  - M51.A4 Intervertebral annulus fibrosus defect, small, lumbosacral region
    - AHA: Q4 2022
    - ☞ Code first, if applicable, lumbosacral disc herniation (M51.17, M51.27)
  - M51.A5 Intervertebral annulus fibrosus defect, large, lumbosacral region
    - AHA: Q4 2022
    - ☞ Code first, if applicable, lumbosacral disc herniation (M51.17, M51.27)

4th M53 Other and unspecified dorsopathies, not elsewhere classified

- M53.0 Cervicocranial syndrome
  - Posterior cervical sympathetic syndrome
- M53.1 Cervicobrachial syndrome
  - Excludes2 *cervical disc disorder (M50.-)*
  - *thoracic outlet syndrome (G54.0)*

5th M53.2 Spinal instabilities

6th M53.2X Spinal instabilities

- M53.2X1 Spinal instabilities, occipito-atlanto-axial region
- M53.2X2 Spinal instabilities, cervical region
- M53.2X3 Spinal instabilities, cervicothoracic region
- M53.2X4 Spinal instabilities, thoracic region
- M53.2X5 Spinal instabilities, thoracolumbar region
- M53.2X6 Spinal instabilities, lumbar region
- M53.2X7 Spinal instabilities, lumbosacral region
- M53.2X8 Spinal instabilities, sacral and sacrococcygeal region
- M53.2X9 Spinal instabilities, site unspecified

- M53.3 Sacrococcygeal disorders, not elsewhere classified
  - Coccygodynia

5th M53.8 Other specified dorsopathies

- M53.80 Other specified dorsopathies, site unspecified
- M53.81 Other specified dorsopathies, occipito-atlanto-axial region
- M53.82 Other specified dorsopathies, cervical region
- M53.83 Other specified dorsopathies, cervicothoracic region
- M53.84 Other specified dorsopathies, thoracic region
- M53.85 Other specified dorsopathies, thoracolumbar region
- M53.86 Other specified dorsopathies, lumbar region
- M53.87 Other specified dorsopathies, lumbosacral region
- M53.88 Other specified dorsopathies, sacral and sacrococcygeal region

- M53.9 Dorsopathy, unspecified

4th M54 Dorsalgia

EXCLUDES1 *psychogenic dorsalgia (F45.41)*

5th M54.0 Panniculitis affecting regions of neck and back

EXCLUDES1 *lupus panniculitis (L93.2)*

panniculitis NOS (M79.3)

relapsing [Weber-Christian] panniculitis (M35.6)

M54.00 Panniculitis affecting regions of neck and back, site unspecified

M54.01 Panniculitis affecting regions of neck and back, occipito-atlanto-axial region

M54.02 Panniculitis affecting regions of neck and back, cervical region

M54.03 Panniculitis affecting regions of neck and back, cervicothoracic region

M54.04 Panniculitis affecting regions of neck and back, thoracic region

M54.05 Panniculitis affecting regions of neck and back, thoracolumbar region

M54.06 Panniculitis affecting regions of neck and back, lumbar region

M54.07 Panniculitis affecting regions of neck and back, lumbosacral region

M54.08 Panniculitis affecting regions of neck and back, sacral and sacrococcygeal region

M54.09 Panniculitis affecting regions, neck and back, multiple sites in spine

5th M54.1 Radiculopathy

Brachial neuritis or radiculitis NOS

Lumbar neuritis or radiculitis NOS

Lumbosacral neuritis or radiculitis NOS

Thoracic neuritis or radiculitis NOS

Radiculitis NOS

EXCLUDES1 *neuralgia and neuritis NOS (M79.2)*

radiculopathy with cervical disc disorder (M50.1)

radiculopathy with lumbar and other intervertebral disc disorder (M51.1-)

radiculopathy with spondylosis (M47.2-)

M54.10 **Radiculopathy, site unspecified**

DEFINITION: Radiculopathy is a pinched nerve in the spine causing pain, weakness, and/or numbness.

M54.11 **Radiculopathy, occipito-atlanto-axial region**

M54.12 **Radiculopathy, cervical region**

AHA: Q3 2018

M54.13 **Radiculopathy, cervicothoracic region**

M54.14 **Radiculopathy, thoracic region**

M54.15 **Radiculopathy, thoracolumbar region**

M54.16 **Radiculopathy, lumbar region**

AHA: Q3 2018

M54.17 **Radiculopathy, lumbosacral region**

M54.18 **Radiculopathy, sacral and sacrococcygeal region**

M54.2 **Cervicalgia**

See Official Guidelines, "Sequencing of Category G89 Codes with Site-specific Pain Codes" I.C.6.b.1.b.ii

EXCLUDES1 *cervicalgia due to intervertebral cervical disc disorder (M50.-)*

5th M54.3 **Sciatica**

EXCLUDES1 *intervertebral disc degeneration, lumbar region with lower extremity pain only (M51.361)*
intervertebral disc degeneration, lumbosacral region with lower extremity pain only (M51.371)
lesion of sciatic nerve (G57.0)
sciatica due to intervertebral disc disorder (M51.1-)
sciatica with lumbago (M54.4-)

M54.30 **Sciatica, unspecified side**

M54.31 **Sciatica, right side**

M54.32 **Sciatica, left side**

5th M54.4 **Lumbago with sciatica**

EXCLUDES1 *intervertebral disc degeneration, lumbar region with discogenic back pain and lower extremity pain (M51.362)*
intervertebral disc degeneration, lumbosacral region with discogenic back pain and lower extremity pain (M51.372)
lumbago with sciatica due to intervertebral disc disorder (M51.1-)

M54.40 **Lumbago with sciatica, unspecified side**

M54.41 **Lumbago with sciatica, right side**

M54.42 **Lumbago with sciatica, left side**

AHA: Q2 2016

5th M54.5 Low back pain

EXCLUDES1 *intervertebral disc degeneration, lumbar region with discogenic back pain only (M51.360)*
intervertebral disc degeneration, lumbosacral region with discogenic back pain only (M51.370)
low back strain (S39.012)
lumbago due to intervertebral disc displacement (M51.2-)
lumbago with sciatica (M54.4-)

M54.50 **Low back pain, unspecified**

Loin pain
Lumbago NOS

M54.51 **Vertebrogenic low back pain**

Low back vertebral endplate pain

M54.59 **Other low back pain**

M54.6 **Pain in thoracic spine**

EXCLUDES1 *pain in thoracic spine due to intervertebral disc disorder (M51.-)*

5th M54.8 **Other dorsalgia**

EXCLUDES1 *dorsalgia in thoracic region (M54.6)*
low back pain (M54.5-)

M54.81 **Occipital neuralgia**

M54.89 **Other dorsalgia**

M54.9 **Dorsalgia, unspecified**

Backache NOS
Back pain NOS

Soft tissue disorders (M60-M79)

Disorders of muscles (M60-M63)

EXCLUDES1 *dermatopolymyositis (M33.-)*
myopathy in amyloidosis (E85.-)
myopathy in polyarteritis nodosa (M30.0)
myopathy in rheumatoid arthritis (M05.32)
myopathy in scleroderma (M34.-)
myopathy in Sjögren's syndrome (M35.03)
myopathy in systemic lupus erythematosus (M32.-)
EXCLUDES2 *muscular dystrophies and myopathies (G71-G72)*

4th M60 **Myositis**

EXCLUDES2 *inclusion body myositis [IBM] (G72.41)*

5th M60.0 **Infective myositis**

Tropical pyomyositis

Use additional code (B95-B97) to identify infectious agent

6th M60.00 **Infective myositis, unspecified site**

M60.000 **Infective myositis, unspecified right arm** CC CC/MCC Ex0
Infective myositis, right upper limb NOS

M60.001 **Infective myositis, unspecified left arm** CC CC/MCC Ex0
Infective myositis, left upper limb NOS

M60.002 **Infective myositis, unspecified arm** CC CC/MCC Ex0
Infective myositis, upper limb NOS

M60.003 **Infective myositis, unspecified right leg** CC CC/MCC Ex0
Infective myositis, right lower limb NOS

M60.004 **Infective myositis, unspecified left leg** CC CC/MCC Ex0
Infective myositis, left lower limb NOS

M60.005 **Infective myositis, unspecified leg** CC CC/MCC Ex0
Infective myositis, lower limb NOS

M60.009 **Infective myositis, unspecified site** CC CC/MCC Ex0

- M60.01 Infective myositis, shoulder
  - M60.011 Infective myositis, right shoulder CC CC/MCC Ex0
  - M60.012 Infective myositis, left shoulder CC CC/MCC Ex0
  - M60.019 Infective myositis, unspecified shoulder CC CC/MCC Ex0
- M60.02 Infective myositis, upper arm
  - M60.021 Infective myositis, right upper arm CC CC/MCC Ex0
  - M60.022 Infective myositis, left upper arm CC CC/MCC Ex0
  - M60.029 Infective myositis, unspecified upper arm CC CC/MCC Ex0
- M60.03 Infective myositis, forearm
  - M60.031 Infective myositis, right forearm CC CC/MCC Ex0
  - M60.032 Infective myositis, left forearm CC CC/MCC Ex0
  - M60.039 Infective myositis, unspecified forearm CC CC/MCC Ex0
- M60.04 Infective myositis, hand and fingers
  - M60.041 Infective myositis, right hand CC CC/MCC Ex0
  - M60.042 Infective myositis, left hand CC CC/MCC Ex0
  - M60.043 Infective myositis, unspecified hand CC CC/MCC Ex0
  - M60.044 Infective myositis, right finger(s) CC CC/MCC Ex0
  - M60.045 Infective myositis, left finger(s) CC CC/MCC Ex0
  - M60.046 Infective myositis, unspecified finger(s) CC CC/MCC Ex0
- M60.05 Infective myositis, thigh
  - M60.051 Infective myositis, right thigh CC CC/MCC Ex0
  - M60.052 Infective myositis, left thigh CC CC/MCC Ex0
  - M60.059 Infective myositis, unspecified thigh CC CC/MCC Ex0
- M60.06 Infective myositis, lower leg
  - M60.061 Infective myositis, right lower leg CC CC/MCC Ex0
  - M60.062 Infective myositis, left lower leg CC CC/MCC Ex0
  - M60.069 Infective myositis, unspecified lower leg CC CC/MCC Ex0

- M60.07 Infective myositis, ankle, foot and toes
  - M60.070 Infective myositis, right ankle CC CC/MCC Ex0
  - M60.071 Infective myositis, left ankle CC CC/MCC Ex0
  - M60.072 Infective myositis, unspecified ankle CC CC/MCC Ex0
  - M60.073 Infective myositis, right foot CC CC/MCC Ex0
  - M60.074 Infective myositis, left foot CC CC/MCC Ex0
  - M60.075 Infective myositis, unspecified foot CC CC/MCC Ex0
  - M60.076 Infective myositis, right toe(s) CC CC/MCC Ex0
  - M60.077 Infective myositis, left toe(s) CC CC/MCC Ex0
  - M60.078 Infective myositis, unspecified toe(s) CC CC/MCC Ex0
- M60.08 Infective myositis, other site CC CC/MCC Ex0
- M60.09 Infective myositis, multiple sites CC CC/MCC Ex0

M60.1 Interstitial myositis

- M60.10 Interstitial myositis of unspecified site CC/MCC Ex0
- M60.11 Interstitial myositis, shoulder
  - M60.111 Interstitial myositis, right shoulder CC/MCC Ex0
  - M60.112 Interstitial myositis, left shoulder CC/MCC Ex0
  - M60.119 Interstitial myositis, unspecified shoulder CC/MCC Ex0
- M60.12 Interstitial myositis, upper arm
  - M60.121 Interstitial myositis, right upper arm CC/MCC Ex0
  - M60.122 Interstitial myositis, left upper arm CC/MCC Ex0
  - M60.129 Interstitial myositis, unspecified upper arm CC/MCC Ex0
- M60.13 Interstitial myositis, forearm
  - M60.131 Interstitial myositis, right forearm CC/MCC Ex0
  - M60.132 Interstitial myositis, left forearm CC/MCC Ex0
  - M60.139 Interstitial myositis, unspecified forearm CC/MCC Ex0

6th M60.14 Interstitial myositis, hand
- M60.141 Interstitial myositis, right hand CC/MCC Exc
- M60.142 Interstitial myositis, left hand CC/MCC Exc
- M60.149 Interstitial myositis, unspecified hand CC/MCC Exc

6th M60.15 Interstitial myositis, thigh
- M60.151 Interstitial myositis, right thigh CC/MCC Exc
- M60.152 Interstitial myositis, left thigh CC/MCC Exc
- M60.159 Interstitial myositis, unspecified thigh CC/MCC Exc

6th M60.16 Interstitial myositis, lower leg
- M60.161 Interstitial myositis, right lower leg CC/MCC Exc
- M60.162 Interstitial myositis, left lower leg CC/MCC Exc
- M60.169 Interstitial myositis, unspecified lower leg CC/MCC Exc

6th M60.17 Interstitial myositis, ankle and foot
- M60.171 Interstitial myositis, right ankle and foot CC/MCC Exc
- M60.172 Interstitial myositis, left ankle and foot CC/MCC Exc
- M60.179 Interstitial myositis, unspecified ankle and foot CC/MCC Exc

M60.18 Interstitial myositis, other site CC/MCC Exc

M60.19 Interstitial myositis, multiple sites CC/MCC Exc

5th M60.2 Foreign body granuloma of soft tissue, not elsewhere classified

Use additional code to identify the type of retained foreign body (Z18.-)

EXCLUDES1 *foreign body granuloma of skin and subcutaneous tissue (L92.3)*

M60.20 Foreign body granuloma of soft tissue, not elsewhere classified, unspecified site

6th M60.21 Foreign body granuloma of soft tissue, not elsewhere classified, shoulder
- M60.211 Foreign body granuloma of soft tissue, not elsewhere classified, right shoulder
- M60.212 Foreign body granuloma of soft tissue, not elsewhere classified, left shoulder
- M60.219 Foreign body granuloma of soft tissue, not elsewhere classified, unspecified shoulder

M60.22 Foreign body granuloma of soft tissue, not elsewhere classified, upper arm
- M60.221 Foreign body granuloma of soft tissue, not elsewhere classified, right upper arm
- M60.222 Foreign body granuloma of soft tissue, not elsewhere classified, left upper arm
- M60.229 Foreign body granuloma of soft tissue, not elsewhere classified, unspecified upper arm

M60.23 Foreign body granuloma of soft tissue, not elsewhere classified, forearm
- M60.231 Foreign body granuloma of soft tissue, not elsewhere classified, right forearm
- M60.232 Foreign body granuloma of soft tissue, not elsewhere classified, left forearm
- M60.239 Foreign body granuloma of soft tissue, not elsewhere classified, unspecified forearm

M60.24 Foreign body granuloma of soft tissue, not elsewhere classified, hand
- M60.241 Foreign body granuloma of soft tissue, not elsewhere classified, right hand
- M60.242 Foreign body granuloma of soft tissue, not elsewhere classified, left hand
- M60.249 Foreign body granuloma of soft tissue, not elsewhere classified, unspecified hand

M60.25 Foreign body granuloma of soft tissue, not elsewhere classified, thigh
- M60.251 Foreign body granuloma of soft tissue, not elsewhere classified, right thigh
- M60.252 Foreign body granuloma of soft tissue, not elsewhere classified, left thigh
- M60.259 Foreign body granuloma of soft tissue, not elsewhere classified, unspecified thigh

M60.26 Foreign body granuloma of soft tissue, not elsewhere classified, lower leg
- M60.261 Foreign body granuloma of soft tissue, not elsewhere classified, right lower leg
- M60.262 Foreign body granuloma of soft tissue, not elsewhere classified, left lower leg
- M60.269 Foreign body granuloma of soft tissue, not elsewhere classified, unspecified lower leg

M60.27 Foreign body granuloma of soft tissue, not elsewhere classified, ankle and foot
- M60.271 Foreign body granuloma of soft tissue, not elsewhere classified, right ankle and foot
- M60.272 Foreign body granuloma of soft tissue, not elsewhere classified, left ankle and foot
- M60.279 Foreign body granuloma of soft tissue, not elsewhere classified, unspecified ankle and foot

M60.28 Foreign body granuloma of soft tissue, not elsewhere classified, other site

- M60.8 Other myositis
  - M60.80 Other myositis, unspecified site
  - M60.81 Other myositis shoulder
    - M60.811 Other myositis, right shoulder
    - M60.812 Other myositis, left shoulder
    - M60.819 Other myositis, unspecified shoulder
  - M60.82 Other myositis, upper arm
    - M60.821 Other myositis, right upper arm
    - M60.822 Other myositis, left upper arm
    - M60.829 Other myositis, unspecified upper arm
  - M60.83 Other myositis, forearm
    - M60.831 Other myositis, right forearm
    - M60.832 Other myositis, left forearm
    - M60.839 Other myositis, unspecified forearm
  - M60.84 Other myositis, hand
    - M60.841 Other myositis, right hand
    - M60.842 Other myositis, left hand
    - M60.849 Other myositis, unspecified hand
  - M60.85 Other myositis, thigh
    - M60.851 Other myositis, right thigh
    - M60.852 Other myositis, left thigh
    - M60.859 Other myositis, unspecified thigh
  - M60.86 Other myositis, lower leg
    - M60.861 Other myositis, right lower leg
    - M60.862 Other myositis, left lower leg
    - M60.869 Other myositis, unspecified lower leg
  - M60.87 Other myositis, ankle and foot
    - M60.871 Other myositis, right ankle and foot
    - M60.872 Other myositis, left ankle and foot
    - M60.879 Other myositis, unspecified ankle and foot
  - M60.88 Other myositis, other site
  - M60.89 Other myositis, multiple sites
- M60.9 Myositis, unspecified

- M61 Calcification and ossification of muscle
  - M61.0 Myositis ossificans traumatica
    - M61.00 Myositis ossificans traumatica, unspecified site CC/MCC Ex0
    - M61.01 Myositis ossificans traumatica, shoulder
      - M61.011 Myositis ossificans traumatica, right shoulder CC/MCC Ex0
      - M61.012 Myositis ossificans traumatica, left shoulder CC/MCC Ex0
      - M61.019 Myositis ossificans traumatica, unspecified shoulder CC/MCC Ex0
    - M61.02 Myositis ossificans traumatica, upper arm
      - M61.021 Myositis ossificans traumatica, right upper arm CC/MCC Ex0
      - M61.022 Myositis ossificans traumatica, left upper arm CC/MCC Ex0
      - M61.029 Myositis ossificans traumatica, unspecified upper arm CC/MCC Ex0
    - M61.03 Myositis ossificans traumatica, forearm
      - M61.031 Myositis ossificans traumatica, right forearm CC/MCC Ex0
      - M61.032 Myositis ossificans traumatica, left forearm CC/MCC Ex0
      - M61.039 Myositis ossificans traumatica, unspecified forearm CC/MCC Ex0
    - M61.04 Myositis ossificans traumatica, hand
      - M61.041 Myositis ossificans traumatica, right hand CC/MCC Ex0
      - M61.042 Myositis ossificans traumatica, left hand CC/MCC Ex0
      - M61.049 Myositis ossificans traumatica, unspecified hand CC/MCC Ex0
    - M61.05 Myositis ossificans traumatica, thigh
      - M61.051 Myositis ossificans traumatica, right thigh CC/MCC Ex0
      - M61.052 Myositis ossificans traumatica, left thigh CC/MCC Ex0
      - M61.059 Myositis ossificans traumatica, unspecified thigh CC/MCC Ex0
    - M61.06 Myositis ossificans traumatica, lower leg
      - M61.061 Myositis ossificans traumatica, right lower leg CC/MCC Ex0
      - M61.062 Myositis ossificans traumatica, left lower leg CC/MCC Ex0
      - M61.069 Myositis ossificans traumatica, unspecified lower leg CC/MCC Ex0
    - M61.07 Myositis ossificans traumatica, ankle and foot
      - M61.071 Myositis ossificans traumatica, right ankle and foot CC/MCC Ex0
      - M61.072 Myositis ossificans traumatica, left ankle and foot CC/MCC Ex0
      - M61.079 Myositis ossificans traumatica, unspecified ankle and foot CC/MCC Ex0
    - M61.08 Myositis ossificans traumatica, other site CC/MCC Ex0
    - M61.09 Myositis ossificans traumatica, multiple sites CC/MCC Ex0

5th M61.1 Myositis ossificans progressiva

Fibrodysplasia ossificans progressiva

M61.10 Myositis ossificans progressiva, unspecified site CC/MCC Ex0

6th M61.11 Myositis ossificans progressiva, shoulder

M61.111 Myositis ossificans progressiva, right shoulder CC/MCC Ex0

M61.112 Myositis ossificans progressiva, left shoulder CC/MCC Ex0

M61.119 Myositis ossificans progressiva, unspecified shoulder CC/MCC Ex0

6th M61.12 Myositis ossificans progressiva, upper arm

M61.121 Myositis ossificans progressiva, right upper arm CC/MCC Ex0

M61.122 Myositis ossificans progressiva, left upper arm CC/MCC Ex0

▲ M61.129 Myositis ossificans progressiva, unspecified ▶upper◀ arm CC/MCC Ex0

6th M61.13 Myositis ossificans progressiva, forearm

M61.131 Myositis ossificans progressiva, right forearm CC/MCC Ex0

M61.132 Myositis ossificans progressiva, left forearm CC/MCC Ex0

M61.139 Myositis ossificans progressiva, unspecified forearm CC/MCC Ex0

6th M61.14 Myositis ossificans progressiva, hand and finger(s)

M61.141 Myositis ossificans progressiva, right hand CC/MCC Ex0

M61.142 Myositis ossificans progressiva, left hand CC/MCC Ex0

M61.143 Myositis ossificans progressiva, unspecified hand CC/MCC Ex0

M61.144 Myositis ossificans progressiva, right finger(s) CC/MCC Ex0

M61.145 Myositis ossificans progressiva, left finger(s) CC/MCC Ex0

M61.146 Myositis ossificans progressiva, unspecified finger(s) CC/MCC Ex0

6th M61.15 Myositis ossificans progressiva, thigh

M61.151 Myositis ossificans progressiva, right thigh CC/MCC Ex0

M61.152 Myositis ossificans progressiva, left thigh CC/MCC Ex0

M61.159 Myositis ossificans progressiva, unspecified thigh CC/MCC Ex0

6th M61.16 Myositis ossificans progressiva, lower leg
- M61.161 Myositis ossificans progressiva, right lower leg CC/MCC Ex0
- M61.162 Myositis ossificans progressiva, left lower leg CC/MCC Ex0
- M61.169 Myositis ossificans progressiva, unspecified lower leg CC/MCC Ex0

6th M61.17 Myositis ossificans progressiva, ankle, foot and toe(s)
- M61.171 Myositis ossificans progressiva, right ankle CC/MCC Ex0
- M61.172 Myositis ossificans progressiva, left ankle CC/MCC Ex0
- M61.173 Myositis ossificans progressiva, unspecified ankle CC/MCC Ex0
- M61.174 Myositis ossificans progressiva, right foot CC/MCC Ex0
- M61.175 Myositis ossificans progressiva, left foot CC/MCC Ex0
- M61.176 Myositis ossificans progressiva, unspecified foot CC/MCC Ex0
- M61.177 Myositis ossificans progressiva, right toe(s) CC/MCC Ex0
- M61.178 Myositis ossificans progressiva, left toe(s) CC/MCC Ex0
- M61.179 Myositis ossificans progressiva, unspecified toe(s) CC/MCC Ex0

M61.18 Myositis ossificans progressiva, other site CC/MCC Ex0

M61.19 Myositis ossificans progressiva, multiple sites CC/MCC Ex0

5th M61.2 Paralytic calcification and ossification of muscle

Myositis ossificans associated with quadriplegia or paraplegia

M61.20 Paralytic calcification and ossification of muscle, unspecified site

6th M61.21 Paralytic calcification and ossification of muscle, shoulder
- M61.211 Paralytic calcification and ossification of muscle, right shoulder
- M61.212 Paralytic calcification and ossification of muscle, left shoulder
- M61.219 Paralytic calcification and ossification of muscle, unspecified shoulder

6th M61.22 Paralytic calcification and ossification of muscle, upper arm
- M61.221 Paralytic calcification and ossification of muscle, right upper arm
- M61.222 Paralytic calcification and ossification of muscle, left upper arm
- M61.229 Paralytic calcification and ossification of muscle, unspecified upper arm

- M61.23 Paralytic calcification and ossification of muscle, forearm
  - M61.231 Paralytic calcification and ossification of muscle, right forearm
  - M61.232 Paralytic calcification and ossification of muscle, left forearm
  - M61.239 Paralytic calcification and ossification of muscle, unspecified forearm
- M61.24 Paralytic calcification and ossification of muscle, hand
  - M61.241 Paralytic calcification and ossification of muscle, right hand
  - M61.242 Paralytic calcification and ossification of muscle, left hand
  - M61.249 Paralytic calcification and ossification of muscle, unspecified hand
- M61.25 Paralytic calcification and ossification of muscle, thigh
  - M61.251 Paralytic calcification and ossification of muscle, right thigh
  - M61.252 Paralytic calcification and ossification of muscle, left thigh
  - M61.259 Paralytic calcification and ossification of muscle, unspecified thigh
- M61.26 Paralytic calcification and ossification of muscle, lower leg
  - M61.261 Paralytic calcification and ossification of muscle, right lower leg
  - M61.262 Paralytic calcification and ossification of muscle, left lower leg
  - M61.269 Paralytic calcification and ossification of muscle, unspecified lower leg
- M61.27 Paralytic calcification and ossification of muscle, ankle and foot
  - M61.271 Paralytic calcification and ossification of muscle, right ankle and foot
  - M61.272 Paralytic calcification and ossification of muscle, left ankle and foot
  - M61.279 Paralytic calcification and ossification of muscle, unspecified ankle and foot
- M61.28 Paralytic calcification and ossification of muscle, other site
- M61.29 Paralytic calcification and ossification of muscle, multiple sites

- M61.3 Calcification and ossification of muscles associated with burns
  - Myositis ossificans associated with burns
  - M61.30 Calcification and ossification of muscles associated with burns, unspecified site CC/MCC Ex0
  - M61.31 Calcification and ossification of muscles associated with burns, shoulder
    - M61.311 Calcification and ossification of muscles associated with burns, right shoulder CC/MCC Ex0
    - M61.312 Calcification and ossification of muscles associated with burns, left shoulder CC/MCC Ex0
    - M61.319 Calcification and ossification of muscles associated with burns, unspecified shoulder CC/MCC Ex0
  - M61.32 Calcification and ossification of muscles associated with burns, upper arm
    - M61.321 Calcification and ossification of muscles associated with burns, right upper arm CC/MCC Ex0
    - M61.322 Calcification and ossification of muscles associated with burns, left upper arm CC/MCC Ex0
    - M61.329 Calcification and ossification of muscles associated with burns, unspecified upper arm CC/MCC Ex0
  - M61.33 Calcification and ossification of muscles associated with burns, forearm
    - M61.331 Calcification and ossification of muscles associated with burns, right forearm CC/MCC Ex0
    - M61.332 Calcification and ossification of muscles associated with burns, left forearm CC/MCC Ex0
    - M61.339 Calcification and ossification of muscles associated with burns, unspecified forearm CC/MCC Ex0
  - M61.34 Calcification and ossification of muscles associated with burns, hand
    - M61.341 Calcification and ossification of muscles associated with burns, right hand CC/MCC Ex0
    - M61.342 Calcification and ossification of muscles associated with burns, left hand CC/MCC Ex0
    - M61.349 Calcification and ossification of muscles associated with burns, unspecified hand CC/MCC Ex0
  - M61.35 Calcification and ossification of muscles associated with burns, thigh
    - M61.351 Calcification and ossification of muscles associated with burns, right thigh CC/MCC Ex0
    - M61.352 Calcification and ossification of muscles associated with burns, left thigh CC/MCC Ex0
    - M61.359 Calcification and ossification of muscles associated with burns, unspecified thigh CC/MCC Ex0
  - M61.36 Calcification and ossification of muscles associated with burns, lower leg
    - M61.361 Calcification and ossification of muscles associated with burns, right lower leg CC/MCC Ex0
    - M61.362 Calcification and ossification of muscles associated with burns, left lower leg CC/MCC Ex0
    - M61.369 Calcification and ossification of muscles associated with burns, unspecified lower leg CC/MCC Ex0
  - M61.37 Calcification and ossification of muscles associated with burns, ankle and foot
    - M61.371 Calcification and ossification of muscles associated with burns, right ankle and foot CC/MCC Ex0
    - M61.372 Calcification and ossification of muscles associated with burns, left ankle and foot CC/MCC Ex0
    - M61.379 Calcification and ossification of muscles associated with burns, unspecified ankle and foot CC/MCC Ex0
  - M61.38 Calcification and ossification of muscles associated with burns, other site CC/MCC Ex0
  - M61.39 Calcification and ossification of muscles associated with burns, multiple sites CC/MCC Ex0

5th M61.4 Other calcification of muscle

EXCLUDES1 *calcific tendinitis NOS (M65.2-)*

calcific tendinitis of shoulder (M75.3)

M61.40 Other calcification of muscle, unspecified site CC/MCC Ex0

6th M61.41 Other calcification of muscle, shoulder

M61.411 Other calcification of muscle, right shoulder CC/MCC Ex0

M61.412 Other calcification of muscle, left shoulder CC/MCC Ex0

M61.419 Other calcification of muscle, unspecified shoulder CC/MCC Ex0

6th M61.42 Other calcification of muscle, upper arm

M61.421 Other calcification of muscle, right upper arm CC/MCC Ex0

M61.422 Other calcification of muscle, left upper arm CC/MCC Ex0

M61.429 Other calcification of muscle, unspecified upper arm CC/MCC Ex0

6th M61.43 Other calcification of muscle, forearm

M61.431 Other calcification of muscle, right forearm CC/MCC Ex0

M61.432 Other calcification of muscle, left forearm CC/MCC Ex0

M61.439 Other calcification of muscle, unspecified forearm CC/MCC Ex0

6th M61.44 Other calcification of muscle, hand

M61.441 Other calcification of muscle, right hand CC/MCC Ex0

M61.442 Other calcification of muscle, left hand CC/MCC Ex0

M61.449 Other calcification of muscle, unspecified hand CC/MCC Ex0

6th M61.45 Other calcification of muscle, thigh

M61.451 Other calcification of muscle, right thigh CC/MCC Ex0

M61.452 Other calcification of muscle, left thigh CC/MCC Ex0

M61.459 Other calcification of muscle, unspecified thigh CC/MCC Ex0

6th M61.46 Other calcification of muscle, lower leg

M61.461 Other calcification of muscle, right lower leg CC/MCC Ex0

M61.462 Other calcification of muscle, left lower leg CC/MCC Ex0

M61.469 Other calcification of muscle, unspecified lower leg CC/MCC Ex0

6th M61.47 Other calcification of muscle, ankle and foot

M61.471 Other calcification of muscle, right ankle and foot CC/MCC Ex0

M61.472 Other calcification of muscle, left ankle and foot CC/MCC Ex0

M61.479 Other calcification of muscle, unspecified ankle and foot CC/MCC Ex0

M61.48 Other calcification of muscle, other site CC/MCC Ex0

M61.49 Other calcification of muscle, multiple sites CC/MCC Ex0

- M61.5 Other ossification of muscle
  - M61.50 Other ossification of muscle, unspecified site CC/MCC Ex0
  - M61.51 Other ossification of muscle, shoulder
    - M61.511 Other ossification of muscle, right shoulder CC/MCC Ex0
    - M61.512 Other ossification of muscle, left shoulder CC/MCC Ex0
    - M61.519 Other ossification of muscle, unspecified shoulder CC/MCC Ex0
  - M61.52 Other ossification of muscle, upper arm
    - M61.521 Other ossification of muscle, right upper arm CC/MCC Ex0
    - M61.522 Other ossification of muscle, left upper arm CC/MCC Ex0
    - M61.529 Other ossification of muscle, unspecified upper arm CC/MCC Ex0
  - M61.53 Other ossification of muscle, forearm
    - M61.531 Other ossification of muscle, right forearm CC/MCC Ex0
    - M61.532 Other ossification of muscle, left forearm CC/MCC Ex0
    - M61.539 Other ossification of muscle, unspecified forearm CC/MCC Ex0
  - M61.54 Other ossification of muscle, hand
    - M61.541 Other ossification of muscle, right hand CC/MCC Ex0
    - M61.542 Other ossification of muscle, left hand CC/MCC Ex0
    - M61.549 Other ossification of muscle, unspecified hand CC/MCC Ex0
  - M61.55 Other ossification of muscle, thigh
    - M61.551 Other ossification of muscle, right thigh CC/MCC Ex0
    - M61.552 Other ossification of muscle, left thigh CC/MCC Ex0
      - **AHA:** Q3 2024
    - M61.559 Other ossification of muscle, unspecified thigh CC/MCC Ex0
  - M61.56 Other ossification of muscle, lower leg
    - M61.561 Other ossification of muscle, right lower leg CC/MCC Ex0
    - M61.562 Other ossification of muscle, left lower leg CC/MCC Ex0
    - M61.569 Other ossification of muscle, unspecified lower leg CC/MCC Ex0
  - M61.57 Other ossification of muscle, ankle and foot
    - M61.571 Other ossification of muscle, right ankle and foot CC/MCC Ex0
    - M61.572 Other ossification of muscle, left ankle and foot CC/MCC Ex0
    - M61.579 Other ossification of muscle, unspecified ankle and foot CC/MCC Ex0
  - M61.58 Other ossification of muscle, other site CC/MCC Ex0
  - M61.59 Other ossification of muscle, multiple sites CC/MCC Ex0
- M61.9 Calcification and ossification of muscle, unspecified

4th M62 **Other disorders of muscle**

EXCLUDES1 *alcoholic myopathy (G72.1)*
cramp and spasm (R25.2)
drug-induced myopathy (G72.0)
myalgia (M79.1-)
stiff-man syndrome (G25.82)

EXCLUDES2 *nontraumatic hematoma of muscle (M79.81)*

5th M62.0 **Separation of muscle (nontraumatic)**

Diastasis of muscle

EXCLUDES1 *diastasis recti complicating pregnancy, labor and delivery (O71.8)*
traumatic separation of muscle- see strain of muscle by body region

M62.00 **Separation of muscle (nontraumatic), unspecified site**

6th M62.01 **Separation of muscle (nontraumatic), shoulder**

M62.011 **Separation of muscle (nontraumatic), right shoulder**
M62.012 **Separation of muscle (nontraumatic), left shoulder**
M62.019 **Separation of muscle (nontraumatic), unspecified shoulder**

6th M62.02 **Separation of muscle (nontraumatic), upper arm**

M62.021 **Separation of muscle (nontraumatic), right upper arm**
M62.022 **Separation of muscle (nontraumatic), left upper arm**
M62.029 **Separation of muscle (nontraumatic), unspecified upper arm**

6th M62.03 **Separation of muscle (nontraumatic), forearm**

M62.031 **Separation of muscle (nontraumatic), right forearm**
M62.032 **Separation of muscle (nontraumatic), left forearm**
M62.039 **Separation of muscle (nontraumatic), unspecified forearm**

6th M62.04 **Separation of muscle (nontraumatic), hand**

M62.041 **Separation of muscle (nontraumatic), right hand**
M62.042 **Separation of muscle (nontraumatic), left hand**
M62.049 **Separation of muscle (nontraumatic), unspecified hand**

6th M62.05 **Separation of muscle (nontraumatic), thigh**

M62.051 **Separation of muscle (nontraumatic), right thigh**
M62.052 **Separation of muscle (nontraumatic), left thigh**
M62.059 **Separation of muscle (nontraumatic), unspecified thigh**

- M62.06 Separation of muscle (nontraumatic), lower leg
  - M62.061 Separation of muscle (nontraumatic), right lower leg
  - M62.062 Separation of muscle (nontraumatic), left lower leg
  - M62.069 Separation of muscle (nontraumatic), unspecified lower leg
- M62.07 Separation of muscle (nontraumatic), ankle and foot
  - M62.071 Separation of muscle (nontraumatic), right ankle and foot
  - M62.072 Separation of muscle (nontraumatic), left ankle and foot
  - M62.079 Separation of muscle (nontraumatic), unspecified ankle and foot
- M62.08 Separation of muscle (nontraumatic), other site

M62.1 Other rupture of muscle (nontraumatic)

EXCLUDES1 *traumatic rupture of muscle - see strain of muscle by body region*

EXCLUDES2 *rupture of tendon (M66.-)*

- M62.10 Other rupture of muscle (nontraumatic), unspecified site
- M62.11 Other rupture of muscle (nontraumatic), shoulder
  - M62.111 Other rupture of muscle (nontraumatic), right shoulder
  - M62.112 Other rupture of muscle (nontraumatic), left shoulder
  - M62.119 Other rupture of muscle (nontraumatic), unspecified shoulder
- M62.12 Other rupture of muscle (nontraumatic), upper arm
  - M62.121 Other rupture of muscle (nontraumatic), right upper arm
  - M62.122 Other rupture of muscle (nontraumatic), left upper arm
  - M62.129 Other rupture of muscle (nontraumatic), unspecified upper arm
- M62.13 Other rupture of muscle (nontraumatic), forearm
  - M62.131 Other rupture of muscle (nontraumatic), right forearm
  - M62.132 Other rupture of muscle (nontraumatic), left forearm
  - M62.139 Other rupture of muscle (nontraumatic), unspecified forearm

- M62.14 Other rupture of muscle (nontraumatic), hand
  - M62.141 Other rupture of muscle (nontraumatic), right hand
  - M62.142 Other rupture of muscle (nontraumatic), left hand
  - M62.149 Other rupture of muscle (nontraumatic), unspecified hand
- M62.15 Other rupture of muscle (nontraumatic), thigh
  - M62.151 Other rupture of muscle (nontraumatic), right thigh
  - M62.152 Other rupture of muscle (nontraumatic), left thigh
  - M62.159 Other rupture of muscle (nontraumatic), unspecified thigh
- M62.16 Other rupture of muscle (nontraumatic), lower leg
  - M62.161 Other rupture of muscle (nontraumatic), right lower leg
  - M62.162 Other rupture of muscle (nontraumatic), left lower leg
  - M62.169 Other rupture of muscle (nontraumatic), unspecified lower leg
- M62.17 Other rupture of muscle (nontraumatic), ankle and foot
  - M62.171 Other rupture of muscle (nontraumatic), right ankle and foot
  - M62.172 Other rupture of muscle (nontraumatic), left ankle and foot
  - M62.179 Other rupture of muscle (nontraumatic), unspecified ankle and foot
- M62.18 Other rupture of muscle (nontraumatic), other site

M62.2 Nontraumatic ischemic infarction of muscle

EXCLUDES1 *compartment syndrome (traumatic) (T79.A-)*
nontraumatic compartment syndrome (M79.A-)
traumatic ischemia of muscle (T79.6)
rhabdomyolysis (M62.82)
Volkmann's ischemic contracture (T79.6)

- M62.20 Nontraumatic ischemic infarction of muscle, unspecified site
- M62.21 Nontraumatic ischemic infarction of muscle, shoulder
  - M62.211 Nontraumatic ischemic infarction of muscle, right shoulder
  - M62.212 Nontraumatic ischemic infarction of muscle, left shoulder
  - M62.219 Nontraumatic ischemic infarction of muscle, unspecified shoulder

- M62.22 Nontraumatic ischemic infarction of muscle, upper arm
  - M62.221 Nontraumatic ischemic infarction of muscle, right upper arm
  - M62.222 Nontraumatic ischemic infarction of muscle, left upper arm
  - M62.229 Nontraumatic ischemic infarction of muscle, unspecified upper arm
- M62.23 Nontraumatic ischemic infarction of muscle, forearm
  - M62.231 Nontraumatic ischemic infarction of muscle, right forearm
  - M62.232 Nontraumatic ischemic infarction of muscle, left forearm
  - M62.239 Nontraumatic ischemic infarction of muscle, unspecified forearm
- M62.24 Nontraumatic ischemic infarction of muscle, hand
  - M62.241 Nontraumatic ischemic infarction of muscle, right hand
  - M62.242 Nontraumatic ischemic infarction of muscle, left hand
  - M62.249 Nontraumatic ischemic infarction of muscle, unspecified hand
- M62.25 Nontraumatic ischemic infarction of muscle, thigh
  - M62.251 Nontraumatic ischemic infarction of muscle, right thigh
  - M62.252 Nontraumatic ischemic infarction of muscle, left thigh
  - M62.259 Nontraumatic ischemic infarction of muscle, unspecified thigh
- M62.26 Nontraumatic ischemic infarction of muscle, lower leg
  - M62.261 Nontraumatic ischemic infarction of muscle, right lower leg
  - M62.262 Nontraumatic ischemic infarction of muscle, left lower leg
  - M62.269 Nontraumatic ischemic infarction of muscle, unspecified lower leg
- M62.27 Nontraumatic ischemic infarction of muscle, ankle and foot
  - M62.271 Nontraumatic ischemic infarction of muscle, right ankle and foot
  - M62.272 Nontraumatic ischemic infarction of muscle, left ankle and foot
  - M62.279 Nontraumatic ischemic infarction of muscle, unspecified ankle and foot
- M62.28 Nontraumatic ischemic infarction of muscle, other site

M62.3 Immobility syndrome (paraplegic) CC/MCC Ex6

5th M62.4 Contracture of muscle

Contracture of tendon (sheath)

EXCLUDES *contracture of joint (M24.5-)*

M62.40 Contracture of muscle, unspecified site

6th M62.41 Contracture of muscle, shoulder

M62.411 Contracture of muscle, right shoulder

M62.412 Contracture of muscle, left shoulder

M62.419 Contracture of muscle, unspecified shoulder

6th M62.42 Contracture of muscle, upper arm

M62.421 Contracture of muscle, right upper arm

M62.422 Contracture of muscle, left upper arm

M62.429 Contracture of muscle, unspecified upper arm

6th M62.43 Contracture of muscle, forearm

M62.431 Contracture of muscle, right forearm

M62.432 Contracture of muscle, left forearm

M62.439 Contracture of muscle, unspecified forearm

6th M62.44 Contracture of muscle, hand

M62.441 Contracture of muscle, right hand

M62.442 Contracture of muscle, left hand

M62.449 Contracture of muscle, unspecified hand

6th M62.45 Contracture of muscle, thigh

M62.451 Contracture of muscle, right thigh

M62.452 Contracture of muscle, left thigh

M62.459 Contracture of muscle, unspecified thigh

6th M62.46 Contracture of muscle, lower leg

M62.461 Contracture of muscle, right lower leg

M62.462 Contracture of muscle, left lower leg

AHA: Q2 2023

M62.469 Contracture of muscle, unspecified lower leg

6th M62.47 Contracture of muscle, ankle and foot

M62.471 Contracture of muscle, right ankle and foot

M62.472 Contracture of muscle, left ankle and foot

M62.479 Contracture of muscle, unspecified ankle and foot

M62.48 Contracture of muscle, other site

M62.49 Contracture of muscle, multiple sites

5th M62.5 Muscle wasting and atrophy, not elsewhere classified

Disuse atrophy NEC

excludes1 *neuralgic amyotrophy (G54.5)*

progressive muscular atrophy (G12.21)

sarcopenia (M62.84)

excludes2 *pelvic muscle wasting (N81.84)*

M62.50 Muscle wasting and atrophy, not elsewhere classified, unspecified site CC/MCC Ex0

6th M62.51 Muscle wasting and atrophy, not elsewhere classified, shoulder

M62.511 Muscle wasting and atrophy, not elsewhere classified, right shoulder CC/MCC Ex0

M62.512 Muscle wasting and atrophy, not elsewhere classified, left shoulder CC/MCC Ex0

M62.519 Muscle wasting and atrophy, not elsewhere classified, unspecified shoulder CC/MCC Ex0

6th M62.52 Muscle wasting and atrophy, not elsewhere classified, upper arm

M62.521 Muscle wasting and atrophy, not elsewhere classified, right upper arm CC/MCC Ex0

M62.522 Muscle wasting and atrophy, not elsewhere classified, left upper arm CC/MCC Ex0

M62.529 Muscle wasting and atrophy, not elsewhere classified, unspecified upper arm CC/MCC Ex0

6th M62.53 Muscle wasting and atrophy, not elsewhere classified, forearm

M62.531 Muscle wasting and atrophy, not elsewhere classified, right forearm CC/MCC Ex0

M62.532 Muscle wasting and atrophy, not elsewhere classified, left forearm CC/MCC Ex0

M62.539 Muscle wasting and atrophy, not elsewhere classified, unspecified forearm CC/MCC Ex0

6th M62.54 Muscle wasting and atrophy, not elsewhere classified, hand

M62.541 Muscle wasting and atrophy, not elsewhere classified, right hand CC/MCC Ex0

M62.542 Muscle wasting and atrophy, not elsewhere classified, left hand CC/MCC Ex0

M62.549 Muscle wasting and atrophy, not elsewhere classified, unspecified hand CC/MCC Ex0

6th M62.55 Muscle wasting and atrophy, not elsewhere classified, thigh

M62.551 Muscle wasting and atrophy, not elsewhere classified, right thigh CC/MCC Ex0

M62.552 Muscle wasting and atrophy, not elsewhere classified, left thigh CC/MCC Ex0

M62.559 Muscle wasting and atrophy, not elsewhere classified, unspecified thigh CC/MCC Ex0

- M62.56 Muscle wasting and atrophy, not elsewhere classified, lower leg
  - M62.561 Muscle wasting and atrophy, not elsewhere classified, right lower leg CC/MCC Ex0
  - M62.562 Muscle wasting and atrophy, not elsewhere classified, left lower leg CC/MCC Ex0
  - M62.569 Muscle wasting and atrophy, not elsewhere classified, unspecified lower leg CC/MCC Ex0
- M62.57 Muscle wasting and atrophy, not elsewhere classified, ankle and foot
  - M62.571 Muscle wasting and atrophy, not elsewhere classified, right ankle and foot CC/MCC Ex0
  - M62.572 Muscle wasting and atrophy, not elsewhere classified, left ankle and foot CC/MCC Ex0
  - M62.579 Muscle wasting and atrophy, not elsewhere classified, unspecified ankle and foot CC/MCC Ex0
- M62.58 Muscle wasting and atrophy, not elsewhere classified, other site CC/MCC Ex0
- M62.59 Muscle wasting and atrophy, not elsewhere classified, multiple sites CC/MCC Ex0
- M62.5A Muscle wasting and atrophy, not elsewhere classified, back
  - M62.5A0 Muscle wasting and atrophy, not elsewhere classified, back, cervical CC/MCC Ex0
    - **AHA:** Q4 2022
  - M62.5A1 Muscle wasting and atrophy, not elsewhere classified, back, thoracic CC/MCC Ex0
    - **AHA:** Q4 2022
  - M62.5A2 Muscle wasting and atrophy, not elsewhere classified, back, lumbosacral CC/MCC Ex0
    - **AHA:** Q4 2022
  - M62.5A9 Muscle wasting and atrophy, not elsewhere classified, back, unspecified level CC/MCC Ex0
    - **AHA:** Q4 2022

5th M62.8 Other specified disorders of muscle

EXCLUDES1 *nontraumatic hematoma of muscle (M79.81)*

M62.81 Muscle weakness (generalized)

EXCLUDES1 *muscle weakness in sarcopenia (M62.84)*

M62.82 Rhabdomyolysis CC CC/MCC Ex0

AHA: Q4 2024, Q2 2019

EXCLUDES1 *traumatic rhabdomyolysis (T79.6)*

6th M62.83 Muscle spasm

M62.830 Muscle spasm of back

M62.831 Muscle spasm of calf

Charley-horse

M62.838 Other muscle spasm

M62.84 Sarcopenia CC/MCC Ex0

Age-related sarcopenia

Code first underlying disease, if applicable, such as:

disorders of myoneural junction and muscle disease in diseases classified elsewhere (G73.-)

other and unspecified myopathies (G72.-)

primary disorders of muscles (G71.-)

M62.85 Dysfunction of the multifidus muscles, lumbar region CC/MCC Ex0

M62.89 Other specified disorders of muscle CC/MCC Ex0

Muscle (sheath) hernia

M62.9 Disorder of muscle, unspecified

4th M63 Disorders of muscle in diseases classified elsewhere

Code first underlying disease, such as:

leprosy (A30.-)

neoplasm (C49.-, C79.89, D21.-, D48.1-)

schistosomiasis (B65.-)

trichinellosis (B75)

EXCLUDES1 *myopathy in cysticercosis (B69.81)*

myopathy in endocrine diseases (G73.7)

myopathy in metabolic diseases (G73.7)

myopathy in sarcoidosis (D86.87)

myopathy in secondary syphilis (A51.49)

myopathy in syphilis (late) (A52.78)

myopathy in toxoplasmosis (B58.82)

myopathy in tuberculosis (A18.09)

- M63.8 Disorders of muscle in diseases classified elsewhere
  - M63.80 Disorders of muscle in diseases classified elsewhere, unspecified site
  - M63.81 Disorders of muscle in diseases classified elsewhere, shoulder
    - M63.811 Disorders of muscle in diseases classified elsewhere, right shoulder
    - M63.812 Disorders of muscle in diseases classified elsewhere, left shoulder
    - M63.819 Disorders of muscle in diseases classified elsewhere, unspecified shoulder
  - M63.82 Disorders of muscle in diseases classified elsewhere, upper arm
    - M63.821 Disorders of muscle in diseases classified elsewhere, right upper arm
    - M63.822 Disorders of muscle in diseases classified elsewhere, left upper arm
    - M63.829 Disorders of muscle in diseases classified elsewhere, unspecified upper arm
  - M63.83 Disorders of muscle in diseases classified elsewhere, forearm
    - M63.831 Disorders of muscle in diseases classified elsewhere, right forearm
    - M63.832 Disorders of muscle in diseases classified elsewhere, left forearm
    - M63.839 Disorders of muscle in diseases classified elsewhere, unspecified forearm
  - M63.84 Disorders of muscle in diseases classified elsewhere, hand
    - M63.841 Disorders of muscle in diseases classified elsewhere, right hand
    - M63.842 Disorders of muscle in diseases classified elsewhere, left hand
    - M63.849 Disorders of muscle in diseases classified elsewhere, unspecified hand
  - M63.85 Disorders of muscle in diseases classified elsewhere, thigh
    - M63.851 Disorders of muscle in diseases classified elsewhere, right thigh
    - M63.852 Disorders of muscle in diseases classified elsewhere, left thigh
    - M63.859 Disorders of muscle in diseases classified elsewhere, unspecified thigh
  - M63.86 Disorders of muscle in diseases classified elsewhere, lower leg
    - M63.861 Disorders of muscle in diseases classified elsewhere, right lower leg
    - M63.862 Disorders of muscle in diseases classified elsewhere, left lower leg
    - M63.869 Disorders of muscle in diseases classified elsewhere, unspecified lower leg
  - M63.87 Disorders of muscle in diseases classified elsewhere, ankle and foot
    - M63.871 Disorders of muscle in diseases classified elsewhere, right ankle and foot
    - M63.872 Disorders of muscle in diseases classified elsewhere, left ankle and foot
    - M63.879 Disorders of muscle in diseases classified elsewhere, unspecified ankle and foot
  - M63.88 Disorders of muscle in diseases classified elsewhere, other site
  - M63.89 Disorders of muscle in diseases classified elsewhere, multiple sites

Disorders of synovium and tendon (M65-M67)

4th M65 Synovitis and tenosynovitis

Excludes *chronic crepitant synovitis of hand and wrist (M70.0-)*
current injury - see injury of ligament or tendon by body region
soft tissue disorders related to use, overuse and pressure (M70.-)

5th M65.0 Abscess of tendon sheath

Use additional code (B95-B96) to identify bacterial agent.

M65.00 Abscess of tendon sheath, unspecified site

6th M65.01 Abscess of tendon sheath, shoulder

M65.011 Abscess of tendon sheath, right shoulder
M65.012 Abscess of tendon sheath, left shoulder
M65.019 Abscess of tendon sheath, unspecified shoulder

6th M65.02 Abscess of tendon sheath, upper arm

M65.021 Abscess of tendon sheath, right upper arm
M65.022 Abscess of tendon sheath, left upper arm
M65.029 Abscess of tendon sheath, unspecified upper arm

6th M65.03 Abscess of tendon sheath, forearm

M65.031 Abscess of tendon sheath, right forearm
M65.032 Abscess of tendon sheath, left forearm
M65.039 Abscess of tendon sheath, unspecified forearm

6th M65.04 Abscess of tendon sheath, hand

M65.041 Abscess of tendon sheath, right hand
M65.042 Abscess of tendon sheath, left hand
M65.049 Abscess of tendon sheath, unspecified hand

6th M65.05 Abscess of tendon sheath, thigh

M65.051 Abscess of tendon sheath, right thigh
M65.052 Abscess of tendon sheath, left thigh
M65.059 Abscess of tendon sheath, unspecified thigh

- M65.06 Abscess of tendon sheath, lower leg
  - M65.061 Abscess of tendon sheath, right lower leg
  - M65.062 Abscess of tendon sheath, left lower leg
  - M65.069 Abscess of tendon sheath, unspecified lower leg
- M65.07 Abscess of tendon sheath, ankle and foot
  - M65.071 Abscess of tendon sheath, right ankle and foot
  - M65.072 Abscess of tendon sheath, left ankle and foot
  - M65.079 Abscess of tendon sheath, unspecified ankle and foot
- M65.08 Abscess of tendon sheath, other site

M65.1 Other infective (teno)synovitis

- M65.10 Other infective (teno)synovitis, unspecified site
- M65.11 Other infective (teno)synovitis, shoulder
  - M65.111 Other infective (teno)synovitis, right shoulder
  - M65.112 Other infective (teno)synovitis, left shoulder
  - M65.119 Other infective (teno)synovitis, unspecified shoulder
- M65.12 Other infective (teno)synovitis, elbow
  - M65.121 Other infective (teno)synovitis, right elbow
  - M65.122 Other infective (teno)synovitis, left elbow
  - M65.129 Other infective (teno)synovitis, unspecified elbow
- M65.13 Other infective (teno)synovitis, wrist
  - M65.131 Other infective (teno)synovitis, right wrist
  - M65.132 Other infective (teno)synovitis, left wrist
  - M65.139 Other infective (teno)synovitis, unspecified wrist
- M65.14 Other infective (teno)synovitis, hand
  - M65.141 Other infective (teno)synovitis, right hand
  - M65.142 Other infective (teno)synovitis, left hand
  - M65.149 Other infective (teno)synovitis, unspecified hand

- M65.15 Other infective (teno)synovitis, hip
  - M65.151 Other infective (teno)synovitis, right hip
  - M65.152 Other infective (teno)synovitis, left hip
  - M65.159 Other infective (teno)synovitis, unspecified hip
- M65.16 Other infective (teno)synovitis, knee
  - M65.161 Other infective (teno)synovitis, right knee
  - M65.162 Other infective (teno)synovitis, left knee
  - M65.169 Other infective (teno)synovitis, unspecified knee
- M65.17 Other infective (teno)synovitis, ankle and foot
  - M65.171 Other infective (teno)synovitis, right ankle and foot
  - M65.172 Other infective (teno)synovitis, left ankle and foot
  - M65.179 Other infective (teno)synovitis, unspecified ankle and foot
- M65.18 Other infective (teno)synovitis, other site
- M65.19 Other infective (teno)synovitis, multiple sites

M65.2 Calcific tendinitis

EXCLUDES *tendinitis as classified in M75-M77*

calcified tendinitis of shoulder (M75.3)

- M65.20 Calcific tendinitis, unspecified site
- M65.22 Calcific tendinitis, upper arm
  - M65.221 Calcific tendinitis, right upper arm
  - M65.222 Calcific tendinitis, left upper arm
  - M65.229 Calcific tendinitis, unspecified upper arm
- M65.23 Calcific tendinitis, forearm
  - M65.231 Calcific tendinitis, right forearm
  - M65.232 Calcific tendinitis, left forearm
  - M65.239 Calcific tendinitis, unspecified forearm

M65.24 Calcific tendinitis, hand
M65.241 Calcific tendinitis, right hand
M65.242 Calcific tendinitis, left hand
M65.249 Calcific tendinitis, unspecified hand
M65.25 Calcific tendinitis, thigh
M65.251 Calcific tendinitis, right thigh
M65.252 Calcific tendinitis, left thigh
M65.259 Calcific tendinitis, unspecified thigh
M65.26 Calcific tendinitis, lower leg
M65.261 Calcific tendinitis, right lower leg
M65.262 Calcific tendinitis, left lower leg
M65.269 Calcific tendinitis, unspecified lower leg
M65.27 Calcific tendinitis, ankle and foot
M65.271 Calcific tendinitis, right ankle and foot
M65.272 Calcific tendinitis, left ankle and foot
M65.279 Calcific tendinitis, unspecified ankle and foot
M65.28 Calcific tendinitis, other site
M65.29 Calcific tendinitis, multiple sites

M65.3 Trigger finger

DEFINITION: Trigger finger occurs when the tendon sheath of the finger is inflamed and causes the finger to stick in a bent position.

Nodular tendinous disease

M65.30 Trigger finger, unspecified finger
M65.31 Trigger thumb
M65.311 Trigger thumb, right thumb
M65.312 Trigger thumb, left thumb
M65.319 Trigger thumb, unspecified thumb
M65.32 Trigger finger, index finger
M65.321 Trigger finger, right index finger
M65.322 Trigger finger, left index finger
M65.329 Trigger finger, unspecified index finger

- M65.33 Trigger finger, middle finger
  - M65.331 Trigger finger, right middle finger
  - M65.332 Trigger finger, left middle finger
  - M65.339 Trigger finger, unspecified middle finger
- M65.34 Trigger finger, ring finger
  - M65.341 Trigger finger, right ring finger
  - M65.342 Trigger finger, left ring finger
  - M65.349 Trigger finger, unspecified ring finger
- M65.35 Trigger finger, little finger
  - M65.351 Trigger finger, right little finger
  - M65.352 Trigger finger, left little finger
  - M65.359 Trigger finger, unspecified little finger
- M65.4 Radial styloid tenosynovitis [de Quervain]
- M65.8 Other synovitis and tenosynovitis
  - M65.80 Other synovitis and tenosynovitis, unspecified site
  - M65.81 Other synovitis and tenosynovitis, shoulder
    - M65.811 Other synovitis and tenosynovitis, right shoulder
    - M65.812 Other synovitis and tenosynovitis, left shoulder
    - M65.819 Other synovitis and tenosynovitis, unspecified shoulder
  - M65.82 Other synovitis and tenosynovitis, upper arm
    - M65.821 Other synovitis and tenosynovitis, right upper arm
    - M65.822 Other synovitis and tenosynovitis, left upper arm
    - M65.829 Other synovitis and tenosynovitis, unspecified upper arm
  - M65.83 Other synovitis and tenosynovitis, forearm
    - M65.831 Other synovitis and tenosynovitis, right forearm
    - M65.832 Other synovitis and tenosynovitis, left forearm
    - M65.839 Other synovitis and tenosynovitis, unspecified forearm

- M65.84 Other synovitis and tenosynovitis, hand
  - M65.841 Other synovitis and tenosynovitis, right hand
  - M65.842 Other synovitis and tenosynovitis, left hand
  - M65.849 Other synovitis and tenosynovitis, unspecified hand
- M65.85 Other synovitis and tenosynovitis, thigh
  - M65.851 Other synovitis and tenosynovitis, right thigh
  - M65.852 Other synovitis and tenosynovitis, left thigh
  - M65.859 Other synovitis and tenosynovitis, unspecified thigh
- M65.86 Other synovitis and tenosynovitis, lower leg
  - M65.861 Other synovitis and tenosynovitis, right lower leg
  - M65.862 Other synovitis and tenosynovitis, left lower leg
  - M65.869 Other synovitis and tenosynovitis, unspecified lower leg
- M65.87 Other synovitis and tenosynovitis, ankle and foot
  - M65.871 Other synovitis and tenosynovitis, right ankle and foot
  - M65.872 Other synovitis and tenosynovitis, left ankle and foot
  - M65.879 Other synovitis and tenosynovitis, unspecified ankle and foot
- M65.88 Other synovitis and tenosynovitis, other site
- M65.89 Other synovitis and tenosynovitis, multiple sites

M65.9 Synovitis and tenosynovitis, unspecified

- M65.90 Unspecified synovitis and tenosynovitis, unspecified site
- M65.91 Unspecified synovitis and tenosynovitis, shoulder
  - M65.911 Unspecified synovitis and tenosynovitis, right shoulder
  - M65.912 Unspecified synovitis and tenosynovitis, left shoulder
  - M65.919 Unspecified synovitis and tenosynovitis, unspecified shoulder
- M65.92 Unspecified synovitis and tenosynovitis, upper arm
  - M65.921 Unspecified synovitis and tenosynovitis, right upper arm
  - M65.922 Unspecified synovitis and tenosynovitis, left upper arm
  - M65.929 Unspecified synovitis and tenosynovitis, unspecified upper arm

- M65.93 Unspecified synovitis and tenosynovitis, forearm
  - M65.931 Unspecified synovitis and tenosynovitis, right forearm
  - M65.932 Unspecified synovitis and tenosynovitis, left forearm
  - M65.939 Unspecified synovitis and tenosynovitis, unspecified forearm
- M65.94 Unspecified synovitis and tenosynovitis, hand
  - M65.941 Unspecified synovitis and tenosynovitis, right hand
  - M65.942 Unspecified synovitis and tenosynovitis, left hand
  - M65.949 Unspecified synovitis and tenosynovitis, unspecified hand
- M65.95 Unspecified synovitis and tenosynovitis, thigh
  - M65.951 Unspecified synovitis and tenosynovitis, right thigh
  - M65.952 Unspecified synovitis and tenosynovitis, left thigh
  - M65.959 Unspecified synovitis and tenosynovitis, unspecified thigh
- M65.96 Unspecified synovitis and tenosynovitis, lower leg
  - M65.961 Unspecified synovitis and tenosynovitis, right lower leg
  - M65.962 Unspecified synovitis and tenosynovitis, left lower leg
  - M65.969 Unspecified synovitis and tenosynovitis, unspecified lower leg
- M65.97 Unspecified synovitis and tenosynovitis, ankle and foot
  - M65.971 Unspecified synovitis and tenosynovitis, right ankle and foot
  - M65.972 Unspecified synovitis and tenosynovitis, left ankle and foot
  - M65.979 Unspecified synovitis and tenosynovitis, unspecified ankle and foot
- M65.98 Unspecified synovitis and tenosynovitis, other site
- M65.99 Unspecified synovitis and tenosynovitis, multiple sites

4th M66 Spontaneous rupture of synovium and tendon

INCLUDES *rupture that occurs when a normal force is applied to tissues that are inferred to have less than normal strength*

DEFINITION *rotator cuff syndrome (M75.1-)*

rupture where an abnormal force is applied to normal tissue - see injury of tendon by body region

M66.0 Rupture of popliteal cyst

5th M66.1 Rupture of synovium

Rupture of synovial cyst

DEFINITION *rupture of popliteal cyst (M66.0)*

M66.10 Rupture of synovium, unspecified joint

6th M66.11 Rupture of synovium, shoulder

M66.111 Rupture of synovium, right shoulder

M66.112 Rupture of synovium, left shoulder

M66.119 Rupture of synovium, unspecified shoulder

6th M66.12 Rupture of synovium, elbow

M66.121 Rupture of synovium, right elbow

M66.122 Rupture of synovium, left elbow

M66.129 Rupture of synovium, unspecified elbow

6th M66.13 Rupture of synovium, wrist

M66.131 Rupture of synovium, right wrist

M66.132 Rupture of synovium, left wrist

M66.139 Rupture of synovium, unspecified wrist

6th M66.14 Rupture of synovium, hand and fingers

M66.141 Rupture of synovium, right hand

M66.142 Rupture of synovium, left hand

M66.143 Rupture of synovium, unspecified hand

M66.144 Rupture of synovium, right finger(s)

M66.145 Rupture of synovium, left finger(s)

M66.146 Rupture of synovium, unspecified finger(s)

- M66.15 Rupture of synovium, hip
  - M66.151 Rupture of synovium, right hip
  - M66.152 Rupture of synovium, left hip
  - M66.159 Rupture of synovium, unspecified hip
- M66.17 Rupture of synovium, ankle, foot and toes
  - M66.171 Rupture of synovium, right ankle
  - M66.172 Rupture of synovium, left ankle
  - M66.173 Rupture of synovium, unspecified ankle
  - M66.174 Rupture of synovium, right foot
  - M66.175 Rupture of synovium, left foot
  - M66.176 Rupture of synovium, unspecified foot
  - M66.177 Rupture of synovium, right toe(s)
  - M66.178 Rupture of synovium, left toe(s)
  - M66.179 Rupture of synovium, unspecified toe(s)
- M66.18 Rupture of synovium, other site

M66.2 Spontaneous rupture of extensor tendons

- M66.20 Spontaneous rupture of extensor tendons, unspecified site
- M66.21 Spontaneous rupture of extensor tendons, shoulder
  - M66.211 Spontaneous rupture of extensor tendons, right shoulder
  - M66.212 Spontaneous rupture of extensor tendons, left shoulder
  - M66.219 Spontaneous rupture of extensor tendons, unspecified shoulder
- M66.22 Spontaneous rupture of extensor tendons, upper arm
  - M66.221 Spontaneous rupture of extensor tendons, right upper arm
  - M66.222 Spontaneous rupture of extensor tendons, left upper arm
  - M66.229 Spontaneous rupture of extensor tendons, unspecified upper arm
- M66.23 Spontaneous rupture of extensor tendons, forearm
  - M66.231 Spontaneous rupture of extensor tendons, right forearm
  - M66.232 Spontaneous rupture of extensor tendons, left forearm
  - M66.239 Spontaneous rupture of extensor tendons, unspecified forearm

6th M66.24 Spontaneous rupture of extensor tendons, hand
- M66.241 Spontaneous rupture of extensor tendons, right hand
- M66.242 Spontaneous rupture of extensor tendons, left hand
- M66.249 Spontaneous rupture of extensor tendons, unspecified hand

6th M66.25 Spontaneous rupture of extensor tendons, thigh
- M66.251 Spontaneous rupture of extensor tendons, right thigh
- M66.252 Spontaneous rupture of extensor tendons, left thigh
- M66.259 Spontaneous rupture of extensor tendons, unspecified thigh

6th M66.26 Spontaneous rupture of extensor tendons, lower leg
- M66.261 Spontaneous rupture of extensor tendons, right lower leg
- M66.262 Spontaneous rupture of extensor tendons, left lower leg
- M66.269 Spontaneous rupture of extensor tendons, unspecified lower leg

6th M66.27 Spontaneous rupture of extensor tendons, ankle and foot
- M66.271 Spontaneous rupture of extensor tendons, right ankle and foot
- M66.272 Spontaneous rupture of extensor tendons, left ankle and foot
- M66.279 Spontaneous rupture of extensor tendons, unspecified ankle and foot

M66.28 Spontaneous rupture of extensor tendons, other site

M66.29 Spontaneous rupture of extensor tendons, multiple sites

5th M66.3 Spontaneous rupture of flexor tendons

M66.30 Spontaneous rupture of flexor tendons, unspecified site

6th M66.31 Spontaneous rupture of flexor tendons, shoulder
- M66.311 Spontaneous rupture of flexor tendons, right shoulder
- M66.312 Spontaneous rupture of flexor tendons, left shoulder
- M66.319 Spontaneous rupture of flexor tendons, unspecified shoulder

6th M66.32 Spontaneous rupture of flexor tendons, upper arm
- M66.321 Spontaneous rupture of flexor tendons, right upper arm
- M66.322 Spontaneous rupture of flexor tendons, left upper arm
- M66.329 Spontaneous rupture of flexor tendons, unspecified upper arm

- M66.33 Spontaneous rupture of flexor tendons, forearm
  - M66.331 Spontaneous rupture of flexor tendons, right forearm
  - M66.332 Spontaneous rupture of flexor tendons, left forearm
  - M66.339 Spontaneous rupture of flexor tendons, unspecified forearm
- M66.34 Spontaneous rupture of flexor tendons, hand
  - M66.341 Spontaneous rupture of flexor tendons, right hand
  - M66.342 Spontaneous rupture of flexor tendons, left hand
  - M66.349 Spontaneous rupture of flexor tendons, unspecified hand
- M66.35 Spontaneous rupture of flexor tendons, thigh
  - M66.351 Spontaneous rupture of flexor tendons, right thigh
  - M66.352 Spontaneous rupture of flexor tendons, left thigh
  - M66.359 Spontaneous rupture of flexor tendons, unspecified thigh
- M66.36 Spontaneous rupture of flexor tendons, lower leg
  - M66.361 Spontaneous rupture of flexor tendons, right lower leg
  - M66.362 Spontaneous rupture of flexor tendons, left lower leg
  - M66.369 Spontaneous rupture of flexor tendons, unspecified lower leg
- M66.37 Spontaneous rupture of flexor tendons, ankle and foot
  - M66.371 Spontaneous rupture of flexor tendons, right ankle and foot
  - M66.372 Spontaneous rupture of flexor tendons, left ankle and foot
  - M66.379 Spontaneous rupture of flexor tendons, unspecified ankle and foot
- M66.38 Spontaneous rupture of flexor tendons, other site
- M66.39 Spontaneous rupture of flexor tendons, multiple sites

- M66.8 Spontaneous rupture of other tendons
  - M66.80 Spontaneous rupture of other tendons, unspecified site
  - M66.81 Spontaneous rupture of other tendons, shoulder
    - M66.811 Spontaneous rupture of other tendons, right shoulder
    - M66.812 Spontaneous rupture of other tendons, left shoulder
    - M66.819 Spontaneous rupture of other tendons, unspecified shoulder
  - M66.82 Spontaneous rupture of other tendons, upper arm
    - M66.821 Spontaneous rupture of other tendons, right upper arm
    - M66.822 Spontaneous rupture of other tendons, left upper arm
    - M66.829 Spontaneous rupture of other tendons, unspecified upper arm
  - M66.83 Spontaneous rupture of other tendons, forearm
    - M66.831 Spontaneous rupture of other tendons, right forearm
    - M66.832 Spontaneous rupture of other tendons, left forearm
    - M66.839 Spontaneous rupture of other tendons, unspecified forearm
  - M66.84 Spontaneous rupture of other tendons, hand
    - M66.841 Spontaneous rupture of other tendons, right hand
    - M66.842 Spontaneous rupture of other tendons, left hand
    - M66.849 Spontaneous rupture of other tendons, unspecified hand
  - M66.85 Spontaneous rupture of other tendons, thigh
    - M66.851 Spontaneous rupture of other tendons, right thigh
    - M66.852 Spontaneous rupture of other tendons, left thigh
    - M66.859 Spontaneous rupture of other tendons, unspecified thigh
  - M66.86 Spontaneous rupture of other tendons, lower leg
    - M66.861 Spontaneous rupture of other tendons, right lower leg
    - M66.862 Spontaneous rupture of other tendons, left lower leg
    - M66.869 Spontaneous rupture of other tendons, unspecified lower leg
  - M66.87 Spontaneous rupture of other tendons, ankle and foot
    - M66.871 Spontaneous rupture of other tendons, right ankle and foot
    - M66.872 Spontaneous rupture of other tendons, left ankle and foot
    - M66.879 Spontaneous rupture of other tendons, unspecified ankle and foot
  - M66.88 Spontaneous rupture of other tendons, other sites
  - M66.89 Spontaneous rupture of other tendons, multiple sites
- M66.9 Spontaneous rupture of unspecified tendon

  Rupture at musculotendinous junction, nontraumatic

4th M67 Other disorders of synovium and tendon

EXCLUDES1 *palmar fascial fibromatosis [Dupuytren] (M72.0)*

tendinitis NOS (M77.9-)

xanthomatosis localized to tendons (E78.2)

5th M67.0 Short Achilles tendon (acquired)

M67.00 Short Achilles tendon (acquired), unspecified ankle

M67.01 Short Achilles tendon (acquired), right ankle

M67.02 Short Achilles tendon (acquired), left ankle

5th M67.2 Synovial hypertrophy, not elsewhere classified

EXCLUDES1 *villonodular synovitis (pigmented) (M12.2-)*

M67.20 Synovial hypertrophy, not elsewhere classified, unspecified site

6th M67.21 Synovial hypertrophy, not elsewhere classified, shoulder

M67.211 Synovial hypertrophy, not elsewhere classified, right shoulder

M67.212 Synovial hypertrophy, not elsewhere classified, left shoulder

M67.219 Synovial hypertrophy, not elsewhere classified, unspecified shoulder

6th M67.22 Synovial hypertrophy, not elsewhere classified, upper arm

M67.221 Synovial hypertrophy, not elsewhere classified, right upper arm

M67.222 Synovial hypertrophy, not elsewhere classified, left upper arm

M67.229 Synovial hypertrophy, not elsewhere classified, unspecified upper arm

6th M67.23 Synovial hypertrophy, not elsewhere classified, forearm

M67.231 Synovial hypertrophy, not elsewhere classified, right forearm

M67.232 Synovial hypertrophy, not elsewhere classified, left forearm

M67.239 Synovial hypertrophy, not elsewhere classified, unspecified forearm

6th M67.24 Synovial hypertrophy, not elsewhere classified, hand

M67.241 Synovial hypertrophy, not elsewhere classified, right hand

M67.242 Synovial hypertrophy, not elsewhere classified, left hand

M67.249 Synovial hypertrophy, not elsewhere classified, unspecified hand

6th M67.25 Synovial hypertrophy, not elsewhere classified, thigh
- M67.251 Synovial hypertrophy, not elsewhere classified, right thigh
- M67.252 Synovial hypertrophy, not elsewhere classified, left thigh
- M67.259 Synovial hypertrophy, not elsewhere classified, unspecified thigh

6th M67.26 Synovial hypertrophy, not elsewhere classified, lower leg
- M67.261 Synovial hypertrophy, not elsewhere classified, right lower leg
- M67.262 Synovial hypertrophy, not elsewhere classified, left lower leg
- M67.269 Synovial hypertrophy, not elsewhere classified, unspecified lower leg

6th M67.27 Synovial hypertrophy, not elsewhere classified, ankle and foot
- M67.271 Synovial hypertrophy, not elsewhere classified, right ankle and foot
- M67.272 Synovial hypertrophy, not elsewhere classified, left ankle and foot
- M67.279 Synovial hypertrophy, not elsewhere classified, unspecified ankle and foot

M67.28 Synovial hypertrophy, not elsewhere classified, other site

M67.29 Synovial hypertrophy, not elsewhere classified, multiple sites

5th M67.3 Transient synovitis

Toxic synovitis

EXCLUDES1 *palindromic rheumatism (M12.3-)*

M67.30 Transient synovitis, unspecified site

6th M67.31 Transient synovitis, shoulder
- M67.311 Transient synovitis, right shoulder
- M67.312 Transient synovitis, left shoulder
- M67.319 Transient synovitis, unspecified shoulder

6th M67.32 Transient synovitis, elbow
- M67.321 Transient synovitis, right elbow
- M67.322 Transient synovitis, left elbow
- M67.329 Transient synovitis, unspecified elbow

- M67.33 Transient synovitis, wrist
  - M67.331 Transient synovitis, right wrist
  - M67.332 Transient synovitis, left wrist
  - M67.339 Transient synovitis, unspecified wrist
- M67.34 Transient synovitis, hand
  - M67.341 Transient synovitis, right hand
  - M67.342 Transient synovitis, left hand
  - M67.349 Transient synovitis, unspecified hand
- M67.35 Transient synovitis, hip
  - M67.351 Transient synovitis, right hip
  - M67.352 Transient synovitis, left hip
  - M67.359 Transient synovitis, unspecified hip
- M67.36 Transient synovitis, knee
  - M67.361 Transient synovitis, right knee
  - M67.362 Transient synovitis, left knee
  - M67.369 Transient synovitis, unspecified knee
- M67.37 Transient synovitis, ankle and foot
  - M67.371 Transient synovitis, right ankle and foot
  - M67.372 Transient synovitis, left ankle and foot
  - M67.379 Transient synovitis, unspecified ankle and foot
- M67.38 Transient synovitis, other site
- M67.39 Transient synovitis, multiple sites

5th M67.4 Ganglion

Ganglion of joint or tendon (sheath)

EXCLUDES *ganglion in yaws (A66.6)*

EXCLUDES *cyst of bursa (M71.2-M71.3)*

cyst of synovium (M71.2-M71.3)

M67.40 Ganglion, unspecified site

6th M67.41 Ganglion, shoulder

M67.411 Ganglion, right shoulder

M67.412 Ganglion, left shoulder

M67.419 Ganglion, unspecified shoulder

6th M67.42 Ganglion, elbow

M67.421 Ganglion, right elbow

M67.422 Ganglion, left elbow

M67.429 Ganglion, unspecified elbow

6th M67.43 Ganglion, wrist

M67.431 Ganglion, right wrist

M67.432 Ganglion, left wrist

M67.439 Ganglion, unspecified wrist

6th M67.44 Ganglion, hand

M67.441 Ganglion, right hand

M67.442 Ganglion, left hand

M67.449 Ganglion, unspecified hand

6th M67.45 Ganglion, hip

M67.451 Ganglion, right hip

M67.452 Ganglion, left hip

M67.459 Ganglion, unspecified hip

M67.46 Ganglion, knee

M67.461 Ganglion, right knee

M67.462 Ganglion, left knee

M67.469 Ganglion, unspecified knee

M67.47 Ganglion, ankle and foot

M67.471 Ganglion, right ankle and foot

M67.472 Ganglion, left ankle and foot

M67.479 Ganglion, unspecified ankle and foot

M67.48 Ganglion, other site

M67.49 Ganglion, multiple sites

M67.5 Plica syndrome

DEFINITION: Plica syndrome is an irritation or inflammation of the extension of the synovium (plica).

Plica knee

M67.50 Plica syndrome, unspecified knee

M67.51 Plica syndrome, right knee

M67.52 Plica syndrome, left knee

M67.8 Other specified disorders of synovium and tendon

M67.80 Other specified disorders of synovium and tendon, unspecified site

M67.81 Other specified disorders of synovium and tendon, shoulder

M67.811 Other specified disorders of synovium, right shoulder

M67.812 Other specified disorders of synovium, left shoulder

M67.813 Other specified disorders of tendon, right shoulder

M67.814 Other specified disorders of tendon, left shoulder

M67.819 Other specified disorders of synovium and tendon, unspecified shoulder

- M67.82 Other specified disorders of synovium and tendon, elbow
  - M67.821 Other specified disorders of synovium, right elbow
  - M67.822 Other specified disorders of synovium, left elbow
  - M67.823 Other specified disorders of tendon, right elbow
  - M67.824 Other specified disorders of tendon, left elbow
  - M67.829 Other specified disorders of synovium and tendon, unspecified elbow
- M67.83 Other specified disorders of synovium and tendon, wrist
  - M67.831 Other specified disorders of synovium, right wrist
  - M67.832 Other specified disorders of synovium, left wrist
  - M67.833 Other specified disorders of tendon, right wrist
  - M67.834 Other specified disorders of tendon, left wrist
  - M67.839 Other specified disorders of synovium and tendon, unspecified wrist
- M67.84 Other specified disorders of synovium and tendon, hand
  - M67.841 Other specified disorders of synovium, right hand
  - M67.842 Other specified disorders of synovium, left hand
  - M67.843 Other specified disorders of tendon, right hand
  - M67.844 Other specified disorders of tendon, left hand
  - M67.849 Other specified disorders of synovium and tendon, unspecified hand
- M67.85 Other specified disorders of synovium and tendon, hip
  - M67.851 Other specified disorders of synovium, right hip
  - M67.852 Other specified disorders of synovium, left hip
  - M67.853 Other specified disorders of tendon, right hip
  - M67.854 Other specified disorders of tendon, left hip
  - M67.859 Other specified disorders of synovium and tendon, unspecified hip
- M67.86 Other specified disorders of synovium and tendon, knee
  - M67.861 Other specified disorders of synovium, right knee
  - M67.862 Other specified disorders of synovium, left knee
  - M67.863 Other specified disorders of tendon, right knee
  - M67.864 Other specified disorders of tendon, left knee
  - M67.869 Other specified disorders of synovium and tendon, unspecified knee

- M67.87 Other specified disorders of synovium and tendon, ankle and foot
  - M67.871 Other specified disorders of synovium, right ankle and foot
  - M67.872 Other specified disorders of synovium, left ankle and foot
  - M67.873 Other specified disorders of tendon, right ankle and foot
  - M67.874 Other specified disorders of tendon, left ankle and foot
  - M67.879 Other specified disorders of synovium and tendon, unspecified ankle and foot
- M67.88 Other specified disorders of synovium and tendon, other site
- M67.89 Other specified disorders of synovium and tendon, multiple sites

M67.9 Unspecified disorder of synovium and tendon

- M67.90 Unspecified disorder of synovium and tendon, unspecified site
- M67.91 Unspecified disorder of synovium and tendon, shoulder
  - M67.911 Unspecified disorder of synovium and tendon, right shoulder
  - M67.912 Unspecified disorder of synovium and tendon, left shoulder
  - M67.919 Unspecified disorder of synovium and tendon, unspecified shoulder
- M67.92 Unspecified disorder of synovium and tendon, upper arm
  - M67.921 Unspecified disorder of synovium and tendon, right upper arm
  - M67.922 Unspecified disorder of synovium and tendon, left upper arm
  - M67.929 Unspecified disorder of synovium and tendon, unspecified upper arm
- M67.93 Unspecified disorder of synovium and tendon, forearm
  - M67.931 Unspecified disorder of synovium and tendon, right forearm
  - M67.932 Unspecified disorder of synovium and tendon, left forearm
  - M67.939 Unspecified disorder of synovium and tendon, unspecified forearm
- M67.94 Unspecified disorder of synovium and tendon, hand
  - M67.941 Unspecified disorder of synovium and tendon, right hand
  - M67.942 Unspecified disorder of synovium and tendon, left hand
  - M67.949 Unspecified disorder of synovium and tendon, unspecified hand

M67.95 Unspecified disorder of synovium and tendon, thigh
- M67.951 Unspecified disorder of synovium and tendon, right thigh
- M67.952 Unspecified disorder of synovium and tendon, left thigh
- M67.959 Unspecified disorder of synovium and tendon, unspecified thigh

M67.96 Unspecified disorder of synovium and tendon, lower leg
- M67.961 Unspecified disorder of synovium and tendon, right lower leg
- M67.962 Unspecified disorder of synovium and tendon, left lower leg
- M67.969 Unspecified disorder of synovium and tendon, unspecified lower leg

M67.97 Unspecified disorder of synovium and tendon, ankle and foot
- M67.971 Unspecified disorder of synovium and tendon, right ankle and foot
- M67.972 Unspecified disorder of synovium and tendon, left ankle and foot
- M67.979 Unspecified disorder of synovium and tendon, unspecified ankle and foot

M67.98 Unspecified disorder of synovium and tendon, other site

M67.99 Unspecified disorder of synovium and tendon, multiple sites

Other soft tissue disorders (M70-M79)

4th **M70 Soft tissue disorders related to use, overuse and pressure**

INCLUDES *soft tissue disorders of occupational origin*

Use additional external cause code to identify activity causing disorder (Y93.-)

EXCLUDES1 *bursitis NOS (M71.9-)*

EXCLUDES2 *bursitis of shoulder (M75.5)*

enthesopathies (M76-M77)

pressure ulcer (pressure area) (L89.-)

5th **M70.0 Crepitant synovitis (acute) (chronic) of hand and wrist**

6th **M70.03 Crepitant synovitis (acute) (chronic), wrist**

- **M70.031 Crepitant synovitis (acute) (chronic), right wrist**
- **M70.032 Crepitant synovitis (acute) (chronic), left wrist**
- **M70.039 Crepitant synovitis (acute) (chronic), unspecified wrist**

6th **M70.04 Crepitant synovitis (acute) (chronic), hand**

- **M70.041 Crepitant synovitis (acute) (chronic), right hand**
- **M70.042 Crepitant synovitis (acute) (chronic), left hand**
- **M70.049 Crepitant synovitis (acute) (chronic), unspecified hand**

5th **M70.1 Bursitis of hand**

- **M70.10 Bursitis, unspecified hand**
- **M70.11 Bursitis, right hand**
- **M70.12 Bursitis, left hand**

5th **M70.2 Olecranon bursitis**

- **M70.20 Olecranon bursitis, unspecified elbow**
- **M70.21 Olecranon bursitis, right elbow**
- **M70.22 Olecranon bursitis, left elbow**

- M70.3 Other bursitis of elbow
  - M70.30 Other bursitis of elbow, unspecified elbow
  - M70.31 Other bursitis of elbow, right elbow
  - M70.32 Other bursitis of elbow, left elbow
- M70.4 Prepatellar bursitis
  - M70.40 Prepatellar bursitis, unspecified knee
  - M70.41 Prepatellar bursitis, right knee
  - M70.42 Prepatellar bursitis, left knee
- M70.5 Other bursitis of knee
  - M70.50 Other bursitis of knee, unspecified knee
  - M70.51 Other bursitis of knee, right knee
  - M70.52 Other bursitis of knee, left knee
- M70.6 Trochanteric bursitis
  - Trochanteric tendinitis
  - M70.60 Trochanteric bursitis, unspecified hip
  - M70.61 Trochanteric bursitis, right hip
  - M70.62 Trochanteric bursitis, left hip
- M70.7 Other bursitis of hip
  - Ischial bursitis
  - M70.70 Other bursitis of hip, unspecified hip
  - M70.71 Other bursitis of hip, right hip
  - M70.72 Other bursitis of hip, left hip

- M70.8 Other soft tissue disorders related to use, overuse and pressure
  - M70.80 Other soft tissue disorders related to use, overuse and pressure of unspecified site CC/MCC Exc
  - M70.81 Other soft tissue disorders related to use, overuse and pressure of shoulder
    - M70.811 Other soft tissue disorders related to use, overuse and pressure, right shoulder CC/MCC Exc
    - M70.812 Other soft tissue disorders related to use, overuse and pressure, left shoulder CC/MCC Exc
    - M70.819 Other soft tissue disorders related to use, overuse and pressure, unspecified shoulder CC/MCC Exc
  - M70.82 Other soft tissue disorders related to use, overuse and pressure of upper arm
    - M70.821 Other soft tissue disorders related to use, overuse and pressure, right upper arm CC/MCC Exc
    - M70.822 Other soft tissue disorders related to use, overuse and pressure, left upper arm CC/MCC Exc
    - M70.829 Other soft tissue disorders related to use, overuse and pressure, unspecified upper arms CC/MCC Exc
  - M70.83 Other soft tissue disorders related to use, overuse and pressure of forearm
    - M70.831 Other soft tissue disorders related to use, overuse and pressure, right forearm CC/MCC Exc
    - M70.832 Other soft tissue disorders related to use, overuse and pressure, left forearm CC/MCC Exc
    - M70.839 Other soft tissue disorders related to use, overuse and pressure, unspecified forearm CC/MCC Exc
  - M70.84 Other soft tissue disorders related to use, overuse and pressure of hand
    - M70.841 Other soft tissue disorders related to use, overuse and pressure, right hand CC/MCC Exc
    - M70.842 Other soft tissue disorders related to use, overuse and pressure, left hand CC/MCC Exc
    - M70.849 Other soft tissue disorders related to use, overuse and pressure, unspecified hand CC/MCC Exc
  - M70.85 Other soft tissue disorders related to use, overuse and pressure of thigh
    - M70.851 Other soft tissue disorders related to use, overuse and pressure, right thigh CC/MCC Exc
    - M70.852 Other soft tissue disorders related to use, overuse and pressure, left thigh CC/MCC Exc
    - M70.859 Other soft tissue disorders related to use, overuse and pressure, unspecified thigh CC/MCC Exc
  - M70.86 Other soft tissue disorders related to use, overuse and pressure lower leg
    - M70.861 Other soft tissue disorders related to use, overuse and pressure, right lower leg CC/MCC Exc
    - M70.862 Other soft tissue disorders related to use, overuse and pressure, left lower leg CC/MCC Exc
    - M70.869 Other soft tissue disorders related to use, overuse and pressure, unspecified leg CC/MCC Exc
  - M70.87 Other soft tissue disorders related to use, overuse and pressure of ankle and foot
    - M70.871 Other soft tissue disorders related to use, overuse and pressure, right ankle and foot CC/MCC Exc
    - M70.872 Other soft tissue disorders related to use, overuse and pressure, left ankle and foot CC/MCC Exc
    - M70.879 Other soft tissue disorders related to use, overuse and pressure, unspecified ankle and foot CC/MCC Exc
  - M70.88 Other soft tissue disorders related to use, overuse and pressure other site CC/MCC Exc
  - M70.89 Other soft tissue disorders related to use, overuse and pressure multiple sites CC/MCC Exc

- M70.9 Unspecified soft tissue disorder related to use, overuse and pressure
  - M70.90 Unspecified soft tissue disorder related to use, overuse and pressure of unspecified site CC/MCC Ex0
  - M70.91 Unspecified soft tissue disorder related to use, overuse and pressure of shoulder
    - M70.911 Unspecified soft tissue disorder related to use, overuse and pressure, right shoulder CC/MCC Ex0
    - M70.912 Unspecified soft tissue disorder related to use, overuse and pressure, left shoulder CC/MCC Ex0
    - M70.919 Unspecified soft tissue disorder related to use, overuse and pressure, unspecified shoulder CC/MCC Ex0
  - M70.92 Unspecified soft tissue disorder related to use, overuse and pressure of upper arm
    - M70.921 Unspecified soft tissue disorder related to use, overuse and pressure, right upper arm CC/MCC Ex0
    - M70.922 Unspecified soft tissue disorder related to use, overuse and pressure, left upper arm CC/MCC Ex0
    - M70.929 Unspecified soft tissue disorder related to use, overuse and pressure, unspecified upper arm CC/MCC Ex0
  - M70.93 Unspecified soft tissue disorder related to use, overuse and pressure of forearm
    - M70.931 Unspecified soft tissue disorder related to use, overuse and pressure, right forearm CC/MCC Ex0
    - M70.932 Unspecified soft tissue disorder related to use, overuse and pressure, left forearm CC/MCC Ex0
    - M70.939 Unspecified soft tissue disorder related to use, overuse and pressure, unspecified forearm CC/MCC Ex0
  - M70.94 Unspecified soft tissue disorder related to use, overuse and pressure of hand
    - M70.941 Unspecified soft tissue disorder related to use, overuse and pressure, right hand CC/MCC Ex0
    - M70.942 Unspecified soft tissue disorder related to use, overuse and pressure, left hand CC/MCC Ex0
    - M70.949 Unspecified soft tissue disorder related to use, overuse and pressure, unspecified hand CC/MCC Ex0
  - M70.95 Unspecified soft tissue disorder related to use, overuse and pressure of thigh
    - M70.951 Unspecified soft tissue disorder related to use, overuse and pressure, right thigh CC/MCC Ex0
    - M70.952 Unspecified soft tissue disorder related to use, overuse and pressure, left thigh CC/MCC Ex0
    - M70.959 Unspecified soft tissue disorder related to use, overuse and pressure, unspecified thigh CC/MCC Ex0
  - M70.96 Unspecified soft tissue disorder related to use, overuse and pressure lower leg
    - M70.961 Unspecified soft tissue disorder related to use, overuse and pressure, right lower leg CC/MCC Ex0
    - M70.962 Unspecified soft tissue disorder related to use, overuse and pressure, left lower leg CC/MCC Ex0
    - M70.969 Unspecified soft tissue disorder related to use, overuse and pressure, unspecified lower leg CC/MCC Ex0
  - M70.97 Unspecified soft tissue disorder related to use, overuse and pressure of ankle and foot
    - M70.971 Unspecified soft tissue disorder related to use, overuse and pressure, right ankle and foot CC/MCC Ex0
    - M70.972 Unspecified soft tissue disorder related to use, overuse and pressure, left ankle and foot CC/MCC Ex0
    - M70.979 Unspecified soft tissue disorder related to use, overuse and pressure, unspecified ankle and foot CC/MCC Ex0
  - M70.98 Unspecified soft tissue disorder related to use, overuse and pressure other CC/MCC Ex0
  - M70.99 Unspecified soft tissue disorder related to use, overuse and pressure multiple sites CC/MCC Ex0

4th M71 Other bursopathies

EXCLUDES1 *bunion (M20.1)*

bursitis related to use, overuse or pressure (M70.-)

enthesopathies (M76-M77)

5th M71.0 Abscess of bursa

Use additional code (B95.-, B96.-) to identify causative organism

M71.00 Abscess of bursa, unspecified site

6th M71.01 Abscess of bursa, shoulder

M71.011 Abscess of bursa, right shoulder

M71.012 Abscess of bursa, left shoulder

M71.019 Abscess of bursa, unspecified shoulder

6th M71.02 Abscess of bursa, elbow

M71.021 Abscess of bursa, right elbow

M71.022 Abscess of bursa, left elbow

M71.029 Abscess of bursa, unspecified elbow

6th M71.03 Abscess of bursa, wrist

M71.031 Abscess of bursa, right wrist

M71.032 Abscess of bursa, left wrist

M71.039 Abscess of bursa, unspecified wrist

6th M71.04 Abscess of bursa, hand

M71.041 Abscess of bursa, right hand

M71.042 Abscess of bursa, left hand

M71.049 Abscess of bursa, unspecified hand

6th M71.05 Abscess of bursa, hip

M71.051 Abscess of bursa, right hip

M71.052 Abscess of bursa, left hip

M71.059 Abscess of bursa, unspecified hip

- M71.06 Abscess of bursa, knee
  - M71.061 Abscess of bursa, right knee
  - M71.062 Abscess of bursa, left knee
  - M71.069 Abscess of bursa, unspecified knee
- M71.07 Abscess of bursa, ankle and foot
  - M71.071 Abscess of bursa, right ankle and foot
  - M71.072 Abscess of bursa, left ankle and foot
  - M71.079 Abscess of bursa, unspecified ankle and foot
- M71.08 Abscess of bursa, other site
- M71.09 Abscess of bursa, multiple sites

- M71.1 Other infective bursitis

  Use additional code (B95.-, B96.-) to identify causative organism
  - M71.10 Other infective bursitis, unspecified site
  - M71.11 Other infective bursitis, shoulder
    - M71.111 Other infective bursitis, right shoulder
    - M71.112 Other infective bursitis, left shoulder
    - M71.119 Other infective bursitis, unspecified shoulder
  - M71.12 Other infective bursitis, elbow
    - M71.121 Other infective bursitis, right elbow
    - M71.122 Other infective bursitis, left elbow
    - M71.129 Other infective bursitis, unspecified elbow
  - M71.13 Other infective bursitis, wrist
    - M71.131 Other infective bursitis, right wrist
    - M71.132 Other infective bursitis, left wrist
    - M71.139 Other infective bursitis, unspecified wrist

- 6th M71.14 Other infective bursitis, hand
  - M71.141 Other infective bursitis, right hand
  - M71.142 Other infective bursitis, left hand
  - M71.149 Other infective bursitis, unspecified hand
- 6th M71.15 Other infective bursitis, hip
  - M71.151 Other infective bursitis, right hip
  - M71.152 Other infective bursitis, left hip
  - M71.159 Other infective bursitis, unspecified hip
- 6th M71.16 Other infective bursitis, knee
  - M71.161 Other infective bursitis, right knee
  - M71.162 Other infective bursitis, left knee
  - M71.169 Other infective bursitis, unspecified knee
- 6th M71.17 Other infective bursitis, ankle and foot
  - M71.171 Other infective bursitis, right ankle and foot
  - M71.172 Other infective bursitis, left ankle and foot
  - M71.179 Other infective bursitis, unspecified ankle and foot
- M71.18 Other infective bursitis, other site
- M71.19 Other infective bursitis, multiple sites

5th M71.2 Synovial cyst of popliteal space [Baker]

EXCLUDES *synovial cyst of popliteal space with rupture (M66.0)*

- M71.20 Synovial cyst of popliteal space [Baker], unspecified knee
- M71.21 Synovial cyst of popliteal space [Baker], right knee
- M71.22 Synovial cyst of popliteal space [Baker], left knee

- M71.3 Other bursal cyst
  - Synovial cyst NOS
  - EXCLUDES1 *synovial cyst with rupture (M66.1-)*
  - M71.30 Other bursal cyst, unspecified site
  - M71.31 Other bursal cyst, shoulder
    - M71.311 Other bursal cyst, right shoulder
    - M71.312 Other bursal cyst, left shoulder
    - M71.319 Other bursal cyst, unspecified shoulder
  - M71.32 Other bursal cyst, elbow
    - M71.321 Other bursal cyst, right elbow
    - M71.322 Other bursal cyst, left elbow
    - M71.329 Other bursal cyst, unspecified elbow
  - M71.33 Other bursal cyst, wrist
    - M71.331 Other bursal cyst, right wrist
    - M71.332 Other bursal cyst, left wrist
    - M71.339 Other bursal cyst, unspecified wrist
  - M71.34 Other bursal cyst, hand
    - M71.341 Other bursal cyst, right hand
    - M71.342 Other bursal cyst, left hand
    - M71.349 Other bursal cyst, unspecified hand
  - M71.35 Other bursal cyst, hip
    - M71.351 Other bursal cyst, right hip
    - M71.352 Other bursal cyst, left hip
    - M71.359 Other bursal cyst, unspecified hip
  - M71.37 Other bursal cyst, ankle and foot
    - M71.371 Other bursal cyst, right ankle and foot
    - M71.372 Other bursal cyst, left ankle and foot
    - M71.379 Other bursal cyst, unspecified ankle and foot
  - M71.38 Other bursal cyst, other site
  - M71.39 Other bursal cyst, multiple sites

- M71.4 Calcium deposit in bursa
  - Excludes1 *calcium deposit in bursa of shoulder (M75.3)*
  - M71.40 Calcium deposit in bursa, unspecified site
  - M71.42 Calcium deposit in bursa, elbow
    - M71.421 Calcium deposit in bursa, right elbow
    - M71.422 Calcium deposit in bursa, left elbow
    - M71.429 Calcium deposit in bursa, unspecified elbow
  - M71.43 Calcium deposit in bursa, wrist
    - M71.431 Calcium deposit in bursa, right wrist
    - M71.432 Calcium deposit in bursa, left wrist
    - M71.439 Calcium deposit in bursa, unspecified wrist
  - M71.44 Calcium deposit in bursa, hand
    - M71.441 Calcium deposit in bursa, right hand
    - M71.442 Calcium deposit in bursa, left hand
    - M71.449 Calcium deposit in bursa, unspecified hand
  - M71.45 Calcium deposit in bursa, hip
    - M71.451 Calcium deposit in bursa, right hip
    - M71.452 Calcium deposit in bursa, left hip
    - M71.459 Calcium deposit in bursa, unspecified hip
  - M71.46 Calcium deposit in bursa, knee
    - M71.461 Calcium deposit in bursa, right knee
    - M71.462 Calcium deposit in bursa, left knee
    - M71.469 Calcium deposit in bursa, unspecified knee
  - M71.47 Calcium deposit in bursa, ankle and foot
    - M71.471 Calcium deposit in bursa, right ankle and foot
    - M71.472 Calcium deposit in bursa, left ankle and foot
    - M71.479 Calcium deposit in bursa, unspecified ankle and foot
  - M71.48 Calcium deposit in bursa, other site
  - M71.49 Calcium deposit in bursa, multiple sites

5th M71.5 Other bursitis, not elsewhere classified

EXCLUDES1 *bursitis NOS (M71.9-)*

EXCLUDES2 *bursitis of shoulder (M75.5)*

bursitis of tibial collateral [Pellegrini-Stieda] (M76.4-)

M71.50 Other bursitis, not elsewhere classified, unspecified site

6th M71.52 Other bursitis, not elsewhere classified, elbow

M71.521 Other bursitis, not elsewhere classified, right elbow

M71.522 Other bursitis, not elsewhere classified, left elbow

M71.529 Other bursitis, not elsewhere classified, unspecified elbow

6th M71.53 Other bursitis, not elsewhere classified, wrist

M71.531 Other bursitis, not elsewhere classified, right wrist

M71.532 Other bursitis, not elsewhere classified, left wrist

M71.539 Other bursitis, not elsewhere classified, unspecified wrist

6th M71.54 Other bursitis, not elsewhere classified, hand

M71.541 Other bursitis, not elsewhere classified, right hand

M71.542 Other bursitis, not elsewhere classified, left hand

M71.549 Other bursitis, not elsewhere classified, unspecified hand

6th M71.55 Other bursitis, not elsewhere classified, hip

M71.551 Other bursitis, not elsewhere classified, right hip

M71.552 Other bursitis, not elsewhere classified, left hip

M71.559 Other bursitis, not elsewhere classified, unspecified hip

6th M71.56 Other bursitis, not elsewhere classified, knee

M71.561 Other bursitis, not elsewhere classified, right knee

M71.562 Other bursitis, not elsewhere classified, left knee

M71.569 Other bursitis, not elsewhere classified, unspecified knee

6th M71.57 Other bursitis, not elsewhere classified, ankle and foot

M71.571 Other bursitis, not elsewhere classified, right ankle and foot

M71.572 Other bursitis, not elsewhere classified, left ankle and foot

M71.579 Other bursitis, not elsewhere classified, unspecified ankle and foot

M71.58 Other bursitis, not elsewhere classified, other site

- M71.8 Other specified bursopathies
  - M71.80 Other specified bursopathies, unspecified site
  - M71.81 Other specified bursopathies, shoulder
    - M71.811 Other specified bursopathies, right shoulder
    - M71.812 Other specified bursopathies, left shoulder
    - M71.819 Other specified bursopathies, unspecified shoulder
  - M71.82 Other specified bursopathies, elbow
    - M71.821 Other specified bursopathies, right elbow
    - M71.822 Other specified bursopathies, left elbow
    - M71.829 Other specified bursopathies, unspecified elbow
  - M71.83 Other specified bursopathies, wrist
    - M71.831 Other specified bursopathies, right wrist
    - M71.832 Other specified bursopathies, left wrist
    - M71.839 Other specified bursopathies, unspecified wrist
  - M71.84 Other specified bursopathies, hand
    - M71.841 Other specified bursopathies, right hand
    - M71.842 Other specified bursopathies, left hand
    - M71.849 Other specified bursopathies, unspecified hand
  - M71.85 Other specified bursopathies, hip
    - M71.851 Other specified bursopathies, right hip
    - M71.852 Other specified bursopathies, left hip
    - M71.859 Other specified bursopathies, unspecified hip
  - M71.86 Other specified bursopathies, knee
    - M71.861 Other specified bursopathies, right knee
    - M71.862 Other specified bursopathies, left knee
    - M71.869 Other specified bursopathies, unspecified knee
  - M71.87 Other specified bursopathies, ankle and foot
    - M71.871 Other specified bursopathies, right ankle and foot
    - M71.872 Other specified bursopathies, left ankle and foot
    - M71.879 Other specified bursopathies, unspecified ankle and foot
  - M71.88 Other specified bursopathies, other site
  - M71.89 Other specified bursopathies, multiple sites
- M71.9 Bursopathy, unspecified

  Bursitis NOS

4th M72 **Fibroblastic disorders**

EXCLUDES *retroperitoneal fibromatosis (D48.3)*

M72.0 **Palmar fascial fibromatosis [Dupuytren]** A

M72.1 **Knuckle pads**

M72.2 **Plantar fascial fibromatosis**

Plantar fasciitis

M72.4 **Pseudosarcomatous fibromatosis**

Nodular fasciitis

M72.6 **Necrotizing fasciitis** HCC MCC CC/MCC Excl

Use additional code (B95.-, B96.-) to identify causative organism

M72.8 **Other fibroblastic disorders**

AHA: Q1 2025

Abscess of fascia

Fasciitis NEC

Other infective fasciitis

Use additional code to (B95.-, B96.-) identify causative organism

EXCLUDES1 *diffuse (eosinophilic) fasciitis (M35.4)*

necrotizing fasciitis (M72.6)

nodular fasciitis (M72.4)

perirenal fasciitis NOS (N13.5)

perirenal fasciitis with infection (N13.6)

plantar fasciitis (M72.2)

M72.9 **Fibroblastic disorder, unspecified**

Fasciitis NOS

Fibromatosis NOS

4th M75 **Shoulder lesions**

EXCLUDES *shoulder-hand syndrome (M89.0-)*

5th M75.0 **Adhesive capsulitis of shoulder**

TIP: Shoulder impingement (frozen shoulder) that persists and left untreated can become Adhesive capsulitis.

Frozen shoulder

Periarthritis of shoulder

M75.00 **Adhesive capsulitis of unspecified shoulder**

M75.01 **Adhesive capsulitis of right shoulder**

M75.02 **Adhesive capsulitis of left shoulder**

AHA: Q2 2015

5th M75.1 **Rotator cuff tear or rupture, not specified as traumatic**

Rotator cuff syndrome

Supraspinatus tear or rupture, not specified as traumatic

Supraspinatus syndrome

EXCLUDES *tear of rotator cuff, traumatic (S46.01-)*

6th M75.10 **Unspecified rotator cuff tear or rupture, not specified as traumatic**

M75.100 **Unspecified rotator cuff tear or rupture of unspecified shoulder, not specified as traumatic**

M75.101 **Unspecified rotator cuff tear or rupture of right shoulder, not specified as traumatic**

M75.102 **Unspecified rotator cuff tear or rupture of left shoulder, not specified as traumatic**

6th M75.11 **Incomplete rotator cuff tear or rupture not specified as traumatic**

M75.110 **Incomplete rotator cuff tear or rupture of unspecified shoulder, not specified as traumatic**

M75.111 **Incomplete rotator cuff tear or rupture of right shoulder, not specified as traumatic**

M75.112 **Incomplete rotator cuff tear or rupture of left shoulder, not specified as traumatic**

6th M75.12 **Complete rotator cuff tear or rupture not specified as traumatic**

M75.120 **Complete rotator cuff tear or rupture of unspecified shoulder, not specified as traumatic**

M75.121 **Complete rotator cuff tear or rupture of right shoulder, not specified as traumatic**

M75.122 **Complete rotator cuff tear or rupture of left shoulder, not specified as traumatic**

5th M75.2 Bicipital tendinitis
- M75.20 Bicipital tendinitis, unspecified shoulder
- M75.21 Bicipital tendinitis, right shoulder
- M75.22 Bicipital tendinitis, left shoulder

5th M75.3 Calcific tendinitis of shoulder

Calcified bursa of shoulder
- M75.30 Calcific tendinitis of unspecified shoulder
- M75.31 Calcific tendinitis of right shoulder
- M75.32 Calcific tendinitis of left shoulder

5th M75.4 Impingement syndrome of shoulder
- M75.40 Impingement syndrome of unspecified shoulder
- M75.41 Impingement syndrome of right shoulder
- M75.42 Impingement syndrome of left shoulder

5th M75.5 Bursitis of shoulder
- M75.50 Bursitis of unspecified shoulder
- M75.51 Bursitis of right shoulder
- M75.52 Bursitis of left shoulder

5th M75.8 Other shoulder lesions
- M75.80 Other shoulder lesions, unspecified shoulder
- M75.81 Other shoulder lesions, right shoulder
- M75.82 Other shoulder lesions, left shoulder

5th M75.9 Shoulder lesion, unspecified
- M75.90 Shoulder lesion, unspecified, unspecified shoulder
- M75.91 Shoulder lesion, unspecified, right shoulder
- M75.92 Shoulder lesion, unspecified, left shoulder

4th M76 Enthesopathies, lower limb, excluding foot

Excludes1 *bursitis due to use, overuse and pressure (M70.-)*

enthesopathies of ankle and foot (M77.5-)

5th M76.0 Gluteal tendinitis

M76.00 Gluteal tendinitis, unspecified hip

M76.01 Gluteal tendinitis, right hip

M76.02 Gluteal tendinitis, left hip

5th M76.1 Psoas tendinitis

M76.10 Psoas tendinitis, unspecified hip

M76.11 Psoas tendinitis, right hip

M76.12 Psoas tendinitis, left hip

5th M76.2 Iliac crest spur

M76.20 Iliac crest spur, unspecified hip

M76.21 Iliac crest spur, right hip

M76.22 Iliac crest spur, left hip

5th M76.3 Iliotibial band syndrome

M76.30 Iliotibial band syndrome, unspecified leg

M76.31 Iliotibial band syndrome, right leg

M76.32 Iliotibial band syndrome, left leg

5th M76.4 Tibial collateral bursitis [Pellegrini-Stieda]

M76.40 Tibial collateral bursitis [Pellegrini-Stieda], unspecified leg

M76.41 Tibial collateral bursitis [Pellegrini-Stieda], right leg

M76.42 Tibial collateral bursitis [Pellegrini-Stieda], left leg

5th M76.5 Patellar tendinitis

M76.50 Patellar tendinitis, unspecified knee

M76.51 Patellar tendinitis, right knee

M76.52 Patellar tendinitis, left knee

5th M76.6 Achilles tendinitis (Figure 13.5)

Achilles bursitis

M76.60 Achilles tendinitis, unspecified leg

M76.61 Achilles tendinitis, right leg

M76.62 Achilles tendinitis, left leg

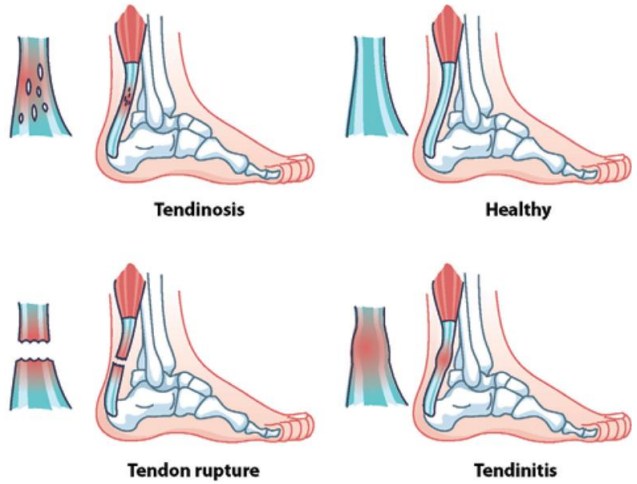

Figure 13.5 Achilles Tendinitis and Other Tendon Disorders

- 5th M76.7 Peroneal tendinitis
  - M76.70 Peroneal tendinitis, unspecified leg
  - M76.71 Peroneal tendinitis, right leg
  - M76.72 Peroneal tendinitis, left leg
- 5th M76.8 Other specified enthesopathies of lower limb, excluding foot
  - 6th M76.81 Anterior tibial syndrome
    - M76.811 Anterior tibial syndrome, right leg
    - M76.812 Anterior tibial syndrome, left leg
    - M76.819 Anterior tibial syndrome, unspecified leg
  - 6th M76.82 Posterior tibial tendinitis
    - M76.821 Posterior tibial tendinitis, right leg
    - M76.822 Posterior tibial tendinitis, left leg
    - M76.829 Posterior tibial tendinitis, unspecified leg
  - 6th M76.89 Other specified enthesopathies of lower limb, excluding foot
    - M76.891 Other specified enthesopathies of right lower limb, excluding foot
    - M76.892 Other specified enthesopathies of left lower limb, excluding foot
    - M76.899 Other specified enthesopathies of unspecified lower limb, excluding foot
- M76.9 Unspecified enthesopathy, lower limb, excluding foot

4th **M77 Other enthesopathies**

EXCLUDES1 *bursitis NOS (M71.9-)*

EXCLUDES2 *bursitis due to use, overuse and pressure (M70.-)*

osteophyte (M25.7)

spinal enthesopathy (M46.0-)

5th **M77.0 Medial epicondylitis**

- **M77.00 Medial epicondylitis, unspecified elbow**
- **M77.01 Medial epicondylitis, right elbow**
- **M77.02 Medial epicondylitis, left elbow**

5th **M77.1 Lateral epicondylitis**

Tennis elbow

- **M77.10 Lateral epicondylitis, unspecified elbow**
- **M77.11 Lateral epicondylitis, right elbow**
- **M77.12 Lateral epicondylitis, left elbow**

5th **M77.2 Periarthritis of wrist**

- **M77.20 Periarthritis, unspecified wrist**
- **M77.21 Periarthritis, right wrist**
- **M77.22 Periarthritis, left wrist**

5th **M77.3 Calcaneal spur**

- **M77.30 Calcaneal spur, unspecified foot**
- **M77.31 Calcaneal spur, right foot**
- **M77.32 Calcaneal spur, left foot**

5th **M77.4 Metatarsalgia**

EXCLUDES1 *Morton's metatarsalgia (G57.6)*

- **M77.40 Metatarsalgia, unspecified foot**
- **M77.41 Metatarsalgia, right foot**
- **M77.42 Metatarsalgia, left foot**

5th M77.5 Other enthesopathy of foot and ankle

M77.50 Other enthesopathy of unspecified foot and ankle

M77.51 Other enthesopathy of right foot and ankle

M77.52 Other enthesopathy of left foot and ankle

M77.8 Other enthesopathies, not elsewhere classified

M77.9 Enthesopathy, unspecified

Bone spur NOS

Capsulitis NOS

Periarthritis NOS

Tendinitis NOS

4th M79 Other and unspecified soft tissue disorders, not elsewhere classified

EXCLUDES1 *psychogenic rheumatism (F45.8)*

soft tissue pain, psychogenic (F45.41)

M79.0 Rheumatism, unspecified

EXCLUDES1 *fibromyalgia (M79.7)*

palindromic rheumatism (M12.3-)

5th M79.1 Myalgia

Myofascial pain syndrome

EXCLUDES1 *fibromyalgia (M79.7)*

myositis (M60.-)

M79.10 Myalgia, unspecified site

AHA: Q4 2018

M79.11 Myalgia of mastication muscle

AHA: Q4 2018

M79.12 Myalgia of auxiliary muscles, head and neck

AHA: Q4 2018

M79.18 Myalgia, other site

AHA: Q4 2018

M79.2 **Neuralgia and neuritis, unspecified**

EXCLUDES *brachial radiculitis NOS (M54.1)*
lumbosacral radiculitis NOS (M54.1)
mononeuropathies (G56-G58)
radiculitis NOS (M54.1)
sciatica (M54.3-M54.4)

M79.3 **Panniculitis, unspecified**

AHA: Q1 2024

EXCLUDES *lupus panniculitis (L93.2)*
neck and back panniculitis (M54.0-)
relapsing [Weber-Christian] panniculitis (M35.6)

M79.4 **Hypertrophy of (infrapatellar) fat pad**

M79.5 **Residual foreign body in soft tissue**

AHA: Q2 2023

EXCLUDES *foreign body granuloma of skin and subcutaneous tissue (L92.3)*
foreign body granuloma of soft tissue (M60.2-)

5th M79.6 **Pain in limb, hand, foot, fingers and toes**

EXCLUDES *pain in joint (M25.5-)*

6th M79.60 **Pain in limb, unspecified**

M79.601 **Pain in right arm**
Pain in right upper limb NOS

M79.602 **Pain in left arm**
Pain in left upper limb NOS

M79.603 **Pain in arm, unspecified**
Pain in upper limb NOS

M79.604 **Pain in right leg**
Pain in right lower limb NOS

M79.605 **Pain in left leg**
Pain in left lower limb NOS

M79.606 **Pain in leg, unspecified**
Pain in lower limb NOS

M79.609 **Pain in unspecified limb**
Pain in limb NOS

- M79.62 Pain in upper arm
  - Pain in axillary region
  - M79.621 Pain in right upper arm
  - M79.622 Pain in left upper arm
  - M79.629 Pain in unspecified upper arm
- M79.63 Pain in forearm
  - M79.631 Pain in right forearm
  - M79.632 Pain in left forearm
  - M79.639 Pain in unspecified forearm
- M79.64 Pain in hand and fingers
  - M79.641 Pain in right hand
  - M79.642 Pain in left hand
  - M79.643 Pain in unspecified hand
  - M79.644 Pain in right finger(s)
  - M79.645 Pain in left finger(s)
  - M79.646 Pain in unspecified finger(s)
- M79.65 Pain in thigh
  - M79.651 Pain in right thigh
  - M79.652 Pain in left thigh
  - M79.659 Pain in unspecified thigh
- M79.66 Pain in lower leg
  - M79.661 Pain in right lower leg
  - M79.662 Pain in left lower leg
  - M79.669 Pain in unspecified lower leg
- M79.67 Pain in foot and toes
  - M79.671 Pain in right foot
  - M79.672 Pain in left foot
  - M79.673 Pain in unspecified foot
  - M79.674 Pain in right toe(s)
  - M79.675 Pain in left toe(s)
  - M79.676 Pain in unspecified toe(s)

M79.7 Fibromyalgia
- Fibromyositis
- Fibrositis
- Myofibrositis

5th M79.A Nontraumatic compartment syndrome

Code first, if applicable, associated postprocedural complication

EXCLUDES1 *compartment syndrome NOS (T79.A-)*

fibromyalgia (M79.7)

nontraumatic ischemic infarction of muscle (M62.2-)

traumatic compartment syndrome (T79.A-)

6th M79.A1 Nontraumatic compartment syndrome of upper extremity

Nontraumatic compartment syndrome of shoulder, arm, forearm, wrist, hand, and fingers

M79.A11 Nontraumatic compartment syndrome of right upper extremity CC CC/MCC Ex0

M79.A12 Nontraumatic compartment syndrome of left upper extremity CC CC/MCC Ex0

M79.A19 Nontraumatic compartment syndrome of unspecified upper extremity CC CC/MCC Ex0

6th M79.A2 Nontraumatic compartment syndrome of lower extremity

Nontraumatic compartment syndrome of hip, buttock, thigh, leg, foot, and toes

M79.A21 Nontraumatic compartment syndrome of right lower extremity CC CC/MCC Ex0

M79.A22 Nontraumatic compartment syndrome of left lower extremity CC CC/MCC Ex0

M79.A29 Nontraumatic compartment syndrome of unspecified lower extremity CC CC/MCC Ex0

M79.A3 Nontraumatic compartment syndrome of abdomen CC CC/MCC Ex0

M79.A9 Nontraumatic compartment syndrome of other sites CC CC/MCC Ex0

5th M79.8 Other specified soft tissue disorders

M79.81 Nontraumatic hematoma of soft tissue CC/MCC Ex0

Nontraumatic hematoma of muscle

Nontraumatic seroma of muscle and soft tissue

M79.89 Other specified soft tissue disorders CC/MCC Ex0

Polyalgia

M79.9 Soft tissue disorder, unspecified CC/MCC Ex0

Osteopathies and chondropathies (M80-M94)

Disorders of bone density and structure (M80-M85)

4th M80 **Osteoporosis with current pathological fracture**

See Official Guidelines, "Osteoporosis with current pathological fracture" I.C.13.d.2, "Initial vs. subsequent encounter for fractures" I.C.19.c.1, "Site and laterality" I.C.13.a

TIP: Osteoporosis occurs when the bone loses density and becomes thin or brittle. This can lead to fractures from falls or minor bumps and stresses.

INCLUDES *osteoporosis with current fragility fracture*

Use additional code to identify major osseous defect, if applicable (M89.7-)

EXCLUDES *collapsed vertebra NOS (M48.5)*
pathological fracture NOS (M84.4)
wedging of vertebra NOS (M48.5)

EXCLUDES *personal history of (healed) osteoporosis fracture (Z87.310)*

The appropriate 7th character is to be added to each code from category M80:

A = initial encounter for fracture
D = subsequent encounter for fracture with routine healing
G = subsequent encounter for fracture with delayed healing
K = subsequent encounter for fracture with nonunion
P = subsequent encounter for fracture with malunion
S = sequela

5th M80.0 **Age-related osteoporosis with current pathological fracture**

Involutional osteoporosis with current pathological fracture
Osteoporosis NOS with current pathological fracture
Postmenopausal osteoporosis with current pathological fracture
Senile osteoporosis with current pathological fracture

7th M80.00 **Age-related osteoporosis with current pathological fracture, unspecified site** A CC POA RxHCC CC/MCC Exc

- M80.01 Age-related osteoporosis with current pathological fracture, shoulder
  - M80.011 Age-related osteoporosis with current pathological fracture, right shoulder A CC POA RxHCC CC/MCC Exc
  - M80.012 Age-related osteoporosis with current pathological fracture, left shoulder A CC POA RxHCC CC/MCC Exc
  - M80.019 Age-related osteoporosis with current pathological fracture, unspecified shoulder A CC POA RxHCC CC/MCC Exc
- M80.02 Age-related osteoporosis with current pathological fracture, humerus
  - M80.021 Age-related osteoporosis with current pathological fracture, right humerus A CC POA RxHCC CC/MCC Exc
  - M80.022 Age-related osteoporosis with current pathological fracture, left humerus A CC POA RxHCC CC/MCC Exc
  - M80.029 Age-related osteoporosis with current pathological fracture, unspecified humerus A CC POA RxHCC CC/MCC Exc
- M80.03 Age-related osteoporosis with current pathological fracture, forearm

  Age-related osteoporosis with current pathological fracture of wrist
  - M80.031 Age-related osteoporosis with current pathological fracture, right forearm A CC POA RxHCC CC/MCC Exc
  - M80.032 Age-related osteoporosis with current pathological fracture, left forearm A CC POA RxHCC CC/MCC Exc
  - M80.039 Age-related osteoporosis with current pathological fracture, unspecified forearm A CC POA RxHCC CC/MCC Exc
- M80.04 Age-related osteoporosis with current pathological fracture, hand
  - M80.041 Age-related osteoporosis with current pathological fracture, right hand A CC POA RxHCC CC/MCC Exc
  - M80.042 Age-related osteoporosis with current pathological fracture, left hand A CC POA RxHCC CC/MCC Exc
  - M80.049 Age-related osteoporosis with current pathological fracture, unspecified hand A CC POA RxHCC CC/MCC Exc
- M80.05 Age-related osteoporosis with current pathological fracture, femur

  Age-related osteoporosis with current pathological fracture of hip
  - M80.051 Age-related osteoporosis with current pathological fracture, right femur A CC POA HCC RxHCC CC/MCC Exc

    AHA: Q2 2018
  - M80.052 Age-related osteoporosis with current pathological fracture, left femur A CC POA HCC RxHCC CC/MCC Exc
  - M80.059 Age-related osteoporosis with current pathological fracture, unspecified femur A CC POA HCC RxHCC CC/MCC Exc
- M80.06 Age-related osteoporosis with current pathological fracture, lower leg
  - M80.061 Age-related osteoporosis with current pathological fracture, right lower leg A CC POA RxHCC CC/MCC Exc
  - M80.062 Age-related osteoporosis with current pathological fracture, left lower leg A CC POA RxHCC CC/MCC Exc
  - M80.069 Age-related osteoporosis with current pathological fracture, unspecified lower leg A CC POA RxHCC CC/MCC Exc

M80.07 Age-related osteoporosis with current pathological fracture, ankle and foot
- M80.071 Age-related osteoporosis with current pathological fracture, right ankle and foot A CC POA RxHCC CC/MCC Exc
- M80.072 Age-related osteoporosis with current pathological fracture, left ankle and foot A CC POA RxHCC CC/MCC Exc
- M80.079 Age-related osteoporosis with current pathological fracture, unspecified ankle and foot A CC POA RxHCC CC/MCC Exc

M80.08 Age-related osteoporosis with current pathological fracture, vertebra(e) A CC POA HCC RxHCC CC/MCC Exc

M80.0A Age-related osteoporosis with current pathological fracture, other site A CC POA RxHCC CC/MCC Exc

AHA: Q4 2020

M80.0B Age-related osteoporosis with current pathological fracture, pelvis
- M80.0B1 Age-related osteoporosis with current pathological fracture, right pelvis A CC POA RxHCC CC/MCC Exc
- M80.0B2 Age-related osteoporosis with current pathological fracture, left pelvis A CC POA RxHCC CC/MCC Exc
- M80.0B9 Age-related osteoporosis with current pathological fracture, unspecified pelvis A CC POA RxHCC CC/MCC Exc

M80.8 Other osteoporosis with current pathological fracture

Drug-induced osteoporosis with current pathological fracture

Idiopathic osteoporosis with current pathological fracture

Osteoporosis of disuse with current pathological fracture

Postoophorectomy osteoporosis with current pathological fracture

Postsurgical malabsorption osteoporosis with current pathological fracture

Post-traumatic osteoporosis with current pathological fracture

Use additional code for adverse effect, if applicable, to identify drug (T36-T50 with fifth or sixth character 5)

M80.80 Other osteoporosis with current pathological fracture, unspecified site CC POA RxHCC CC/MCC Exc

M80.81 Other osteoporosis with pathological fracture, shoulder
- M80.811 Other osteoporosis with current pathological fracture, right shoulder CC POA RxHCC CC/MCC Exc
- M80.812 Other osteoporosis with current pathological fracture, left shoulder CC POA RxHCC CC/MCC Exc
- M80.819 Other osteoporosis with current pathological fracture, unspecified shoulder CC POA RxHCC CC/MCC Exc

M80.82 Other osteoporosis with current pathological fracture, humerus
- M80.821 Other osteoporosis with current pathological fracture, right humerus CC POA RxHCC CC/MCC Exc
- M80.822 Other osteoporosis with current pathological fracture, left humerus CC POA RxHCC CC/MCC Exc
- M80.829 Other osteoporosis with current pathological fracture, unspecified humerus CC POA RxHCC CC/MCC Exc

M80.83 Other osteoporosis with current pathological fracture, forearm

Other osteoporosis with current pathological fracture of wrist

M80.831 Other osteoporosis with current pathological fracture, right forearm CC POA RxHCC CC/MCC Exc

M80.832 Other osteoporosis with current pathological fracture, left forearm CC POA RxHCC CC/MCC Exc

M80.839 Other osteoporosis with current pathological fracture, unspecified forearm CC POA RxHCC CC/MCC Exc

M80.84 Other osteoporosis with current pathological fracture, hand

M80.841 Other osteoporosis with current pathological fracture, right hand CC POA RxHCC CC/MCC Exc

M80.842 Other osteoporosis with current pathological fracture, left hand CC POA RxHCC CC/MCC Exc

M80.849 Other osteoporosis with current pathological fracture, unspecified hand CC POA RxHCC CC/MCC Exc

M80.85 Other osteoporosis with current pathological fracture, femur

Other osteoporosis with current pathological fracture of hip

M80.851 Other osteoporosis with current pathological fracture, right femur CC POA HCC RxHCC CC/MCC Exc

M80.852 Other osteoporosis with current pathological fracture, left femur CC POA HCC RxHCC CC/MCC Exc

M80.859 Other osteoporosis with current pathological fracture, unspecified femur CC POA HCC RxHCC CC/MCC Exc

M80.86 Other osteoporosis with current pathological fracture, lower leg

M80.861 Other osteoporosis with current pathological fracture, right lower leg CC POA RxHCC CC/MCC Exc

M80.862 Other osteoporosis with current pathological fracture, left lower leg CC POA RxHCC CC/MCC Exc

M80.869 Other osteoporosis with current pathological fracture, unspecified lower leg CC POA RxHCC CC/MCC Exc

M80.87 Other osteoporosis with current pathological fracture, ankle and foot

M80.871 Other osteoporosis with current pathological fracture, right ankle and foot CC POA RxHCC CC/MCC Exc

M80.872 Other osteoporosis with current pathological fracture, left ankle and foot CC POA RxHCC CC/MCC Exc

M80.879 Other osteoporosis with current pathological fracture, unspecified ankle and foot CC POA RxHCC CC/MCC Exc

M80.88 Other osteoporosis with current pathological fracture, vertebra(e) CC POA HCC RxHCC CC/MCC Exc

M80.8A Other osteoporosis with current pathological fracture, other site CC POA RxHCC CC/MCC Exc

AHA: Q4 2020

M80.8B Other osteoporosis with current pathological fracture, pelvis

M80.8B1 Other osteoporosis with current pathological fracture, right pelvis CC POA RxHCC CC/MCC Exc

M80.8B2 Other osteoporosis with current pathological fracture, left pelvis CC POA RxHCC CC/MCC Exc

M80.8B9 Other osteoporosis with current pathological fracture, unspecified pelvis CC POA RxHCC CC/MCC Exc

4th M81 Osteoporosis without current pathological fracture

See Official Guidelines, "Osteoporosis without pathological fracture" I.C.13.d.1, "Site and laterality" I.C.13.a

Use additional code to identify:

major osseous defect, if applicable (M89.7-)

personal history of (healed) osteoporosis fracture, if applicable (Z87.310)

EXCLUDES1 *osteoporosis with current pathological fracture (M80.-)*

Sudeck's atrophy (M89.0)

M81.0 Age-related **osteoporosis without current pathological fracture** A RxHCC

Involutional osteoporosis without current pathological fracture

Osteoporosis NOS

Postmenopausal osteoporosis without current pathological fracture

Senile osteoporosis without current pathological fracture

M81.6 Localized **osteoporosis [Lequesne]** RxHCC

EXCLUDES1 *Sudeck's atrophy (M89.0)*

M81.8 Other **osteoporosis without current pathological fracture** RxHCC

Drug-induced osteoporosis without current pathological fracture

Idiopathic osteoporosis without current pathological fracture

Osteoporosis of disuse without current pathological fracture

Postoophorectomy osteoporosis without current pathological fracture

Postsurgical malabsorption osteoporosis without current pathological fracture

Post-traumatic osteoporosis without current pathological fracture

Use additional code for adverse effect, if applicable, to identify drug (T36-T50 with fifth or sixth character 5)

4th M83 Adult osteomalacia

EXCLUDES1 *infantile and juvenile osteomalacia (E55.0)*

renal osteodystrophy (N25.0)

rickets (active) (E55.0)

rickets (active) sequelae (E64.3)

vitamin D-resistant osteomalacia (E83.31)

vitamin D-resistant rickets (active) (E83.31)

M83.0 Puerperal osteomalacia M RxHCC CC/MCC Ex6

M83.1 Senile osteomalacia A RxHCC CC/MCC Ex6

M83.2 Adult osteomalacia due to malabsorption A RxHCC CC/MCC Ex6

Postsurgical malabsorption osteomalacia in adults

M83.3 Adult osteomalacia due to malnutrition A RxHCC CC/MCC Ex6

M83.4 Aluminum bone disease RxHCC CC/MCC Ex6

M83.5 Other drug-induced osteomalacia in adults A RxHCC CC/MCC Ex6

Use additional code for adverse effect, if applicable, to identify drug (T36-T50 with fifth or sixth character 5)

M83.8 Other adult osteomalacia A RxHCC CC/MCC Ex6

M83.9 Adult osteomalacia, unspecified A RxHCC CC/MCC Ex6

4th M84 Disorder of continuity of bone

TIP: Pathologic fractures are the result of bone weakness or disease and not injury or trauma.

EXCLUDES1 *traumatic fracture of bone-see fracture, by site*

5th M84.3 Stress fracture

Fatigue fracture

March fracture

Stress fracture NOS

Stress reaction

Use additional external cause code(s) to identify the cause of the stress fracture

EXCLUDES1 *pathological fracture NOS (M84.4-)*

pathological fracture due to osteoporosis (M80-)

traumatic fracture (S12-, S22-, S32-, S42-, S52-, S62-, S72-, S82-, S92-)

EXCLUDES2 *personal history of (healed) stress (fatigue) fracture (Z87.312)*

stress fracture of vertebra (M48.4-)

The appropriate 7th character is to be added to each code from subcategory M84.3:

A = initial encounter for fracture

D = subsequent encounter for fracture with routine healing

G = subsequent encounter for fracture with delayed healing

K = subsequent encounter for fracture with nonunion

P = subsequent encounter for fracture with malunion

S = sequela

- M84.30 Stress fracture, unspecified site CC CC/MCC Ex0
- M84.31 Stress fracture, shoulder
  - M84.311 Stress fracture, right shoulder CC CC/MCC Ex0
  - M84.312 Stress fracture, left shoulder CC CC/MCC Ex0
  - M84.319 Stress fracture, unspecified shoulder CC CC/MCC Ex0
- M84.32 Stress fracture, humerus
  - M84.321 Stress fracture, right humerus CC CC/MCC Ex0
  - M84.322 Stress fracture, left humerus CC CC/MCC Ex0
  - M84.329 Stress fracture, unspecified humerus CC CC/MCC Ex0
- M84.33 Stress fracture, ulna and radius
  - M84.331 Stress fracture, right ulna CC CC/MCC Ex0
  - M84.332 Stress fracture, left ulna CC CC/MCC Ex0
  - M84.333 Stress fracture, right radius CC CC/MCC Ex0
  - M84.334 Stress fracture, left radius CC CC/MCC Ex0
  - M84.339 Stress fracture, unspecified ulna and radius CC CC/MCC Ex0
- M84.34 Stress fracture, hand and fingers
  - M84.341 Stress fracture, right hand CC CC/MCC Ex0
  - M84.342 Stress fracture, left hand CC CC/MCC Ex0
  - M84.343 Stress fracture, unspecified hand CC CC/MCC Ex0
  - M84.344 Stress fracture, right finger(s) CC CC/MCC Ex0
  - M84.345 Stress fracture, left finger(s) CC CC/MCC Ex0
  - M84.346 Stress fracture, unspecified finger(s) CC CC/MCC Ex0
- M84.35 Stress fracture, pelvis and femur

  Stress fracture, hip
  - M84.350 Stress fracture, pelvis CC CC/MCC Ex0
  - M84.351 Stress fracture, right femur CC CC/MCC Ex0
  - M84.352 Stress fracture, left femur CC CC/MCC Ex0
  - M84.353 Stress fracture, unspecified femur CC CC/MCC Ex0
  - M84.359 Stress fracture, hip, unspecified CC CC/MCC Ex0

- M84.36 Stress fracture, tibia and fibula
  - M84.361 Stress fracture, right tibia CC CC/MCC Exc
  - M84.362 Stress fracture, left tibia CC CC/MCC Exc
  - M84.363 Stress fracture, right fibula CC CC/MCC Exc
  - M84.364 Stress fracture, left fibula CC CC/MCC Exc
  - M84.369 Stress fracture, unspecified tibia and fibula CC CC/MCC Exc
- M84.37 Stress fracture, ankle, foot and toes
  - M84.371 Stress fracture, right ankle CC CC/MCC Exc
  - M84.372 Stress fracture, left ankle CC CC/MCC Exc
  - M84.373 Stress fracture, unspecified ankle CC CC/MCC Exc
  - M84.374 Stress fracture, right foot CC CC/MCC Exc
  - M84.375 Stress fracture, left foot CC CC/MCC Exc
  - M84.376 Stress fracture, unspecified foot CC CC/MCC Exc
  - M84.377 Stress fracture, right toe(s) CC CC/MCC Exc
  - M84.378 Stress fracture, left toe(s) CC CC/MCC Exc
  - M84.379 Stress fracture, unspecified toe(s) CC CC/MCC Exc
- M84.38 Stress fracture, other site CC CC/MCC Exc
  - EXCLUDES *stress fracture of vertebra (M48.4-)*

- M84.4 Pathological fracture, not elsewhere classified
  - **See Official Guidelines**, "Coding of Pathologic Fractures" I.C.13.c

  Chronic fracture

  Pathological fracture NOS

  EXCLUDES *collapsed vertebra NEC (M48.5)*

  pathological fracture in neoplastic disease (M84.5-)

  pathological fracture in osteoporosis (M80.-)

  pathological fracture in other disease (M84.6-)

  stress fracture (M84.3-)

  traumatic fracture (S12.-, S22.-, S32.-, S42.-, S52.-, S62.-, S72.-, S82.-, S92.-)

  EXCLUDES *personal history of (healed) pathological fracture (Z87.311)*

  The appropriate 7th character is to be added to each code from subcategory M84.4:

  A = initial encounter for fracture

  D = subsequent encounter for fracture with routine healing

  G = subsequent encounter for fracture with delayed healing

  K = subsequent encounter for fracture with nonunion

  P = subsequent encounter for fracture with malunion

  S = sequela

- M84.40 Pathological fracture, unspecified site CC RxHCC CC/MCC Exc
- M84.41 Pathological fracture, shoulder
  - M84.411 Pathological fracture, right shoulder CC RxHCC CC/MCC Exc
  - M84.412 Pathological fracture, left shoulder CC RxHCC CC/MCC Exc
  - M84.419 Pathological fracture, unspecified shoulder CC RxHCC CC/MCC Exc
- M84.42 Pathological fracture, humerus
  - M84.421 Pathological fracture, right humerus CC RxHCC CC/MCC Exc
  - M84.422 Pathological fracture, left humerus CC RxHCC CC/MCC Exc
  - M84.429 Pathological fracture, unspecified humerus CC RxHCC CC/MCC Exc
- M84.43 Pathological fracture, ulna and radius
  - M84.431 Pathological fracture, right ulna CC RxHCC CC/MCC Exc
  - M84.432 Pathological fracture, left ulna CC RxHCC CC/MCC Exc
  - M84.433 Pathological fracture, right radius CC RxHCC CC/MCC Exc
  - M84.434 Pathological fracture, left radius CC RxHCC CC/MCC Exc
  - M84.439 Pathological fracture, unspecified ulna and radius CC RxHCC CC/MCC Exc
- M84.44 Pathological fracture, hand and fingers
  - M84.441 Pathological fracture, right hand CC RxHCC CC/MCC Exc
  - M84.442 Pathological fracture, left hand CC RxHCC CC/MCC Exc
  - M84.443 Pathological fracture, unspecified hand CC RxHCC CC/MCC Exc
  - M84.444 Pathological fracture, right finger(s) CC RxHCC CC/MCC Exc
  - M84.445 Pathological fracture, left finger(s) CC RxHCC CC/MCC Exc
  - M84.446 Pathological fracture, unspecified finger(s) CC RxHCC CC/MCC Exc
- M84.45 Pathological fracture, femur and pelvis
  - M84.451 Pathological fracture, right femur CC HCC RxHCC CC/MCC Exc
  - M84.452 Pathological fracture, left femur CC HCC RxHCC CC/MCC Exc
  - M84.453 Pathological fracture, unspecified femur CC HCC RxHCC CC/MCC Exc
  - M84.454 Pathological fracture, pelvis CC RxHCC CC/MCC Exc

    AHA: Q4 2016
  - M84.459 Pathological fracture, hip, unspecified CC HCC RxHCC CC/MCC Exc

- M84.46 Pathological fracture, tibia and fibula
  - M84.461 Pathological fracture, right tibia CC RxHCC CC/MCC Ex0
  - M84.462 Pathological fracture, left tibia CC RxHCC CC/MCC Ex0
  - M84.463 Pathological fracture, right fibula CC RxHCC CC/MCC Ex0
  - M84.464 Pathological fracture, left fibula CC RxHCC CC/MCC Ex0
  - M84.469 Pathological fracture, unspecified tibia and fibula CC RxHCC CC/MCC Ex0
- M84.47 Pathological fracture, ankle, foot and toes
  - M84.471 Pathological fracture, right ankle CC RxHCC CC/MCC Ex0
  - M84.472 Pathological fracture, left ankle CC RxHCC CC/MCC Ex0
  - M84.473 Pathological fracture, unspecified ankle CC RxHCC CC/MCC Ex0
  - M84.474 Pathological fracture, right foot CC RxHCC CC/MCC Ex0
  - M84.475 Pathological fracture, left foot CC RxHCC CC/MCC Ex0
  - M84.476 Pathological fracture, unspecified foot CC RxHCC CC/MCC Ex0
  - M84.477 Pathological fracture, right toe(s) CC RxHCC CC/MCC Ex0
  - M84.478 Pathological fracture, left toe(s) CC RxHCC CC/MCC Ex0
  - M84.479 Pathological fracture, unspecified toe(s) CC RxHCC CC/MCC Ex0
- M84.48 Pathological fracture, other site CC RxHCC CC/MCC Ex0

M84.5 Pathological fracture in neoplastic disease

See Official Guidelines, "Pathologic fracture due to a neoplasm" I.C.2.1.6, "Coding of Pathologic Fractures" I.C.13.c

Code also underlying neoplasm

The appropriate 7th character is to be added to each code from subcategory M84.5:

A = initial encounter for fracture

D = subsequent encounter for fracture with routine healing

G = subsequent encounter for fracture with delayed healing

K = subsequent encounter for fracture with nonunion

P = subsequent encounter for fracture with malunion

S = sequela

- M84.50 Pathological fracture in neoplastic disease, unspecified site CC RxHCC CC/MCC Ex0
- 6th M84.51 Pathological fracture in neoplastic disease, shoulder
  - 7th M84.511 Pathological fracture in neoplastic disease, right shoulder CC RxHCC CC/MCC Ex0
  - 7th M84.512 Pathological fracture in neoplastic disease, left shoulder CC RxHCC CC/MCC Ex0
  - 7th M84.519 Pathological fracture in neoplastic disease, unspecified shoulder CC RxHCC CC/MCC Ex0
- 6th M84.52 Pathological fracture in neoplastic disease, humerus
  - 7th M84.521 Pathological fracture in neoplastic disease, right humerus CC RxHCC CC/MCC Ex0
  - 7th M84.522 Pathological fracture in neoplastic disease, left humerus CC RxHCC CC/MCC Ex0
  - 7th M84.529 Pathological fracture in neoplastic disease, unspecified humerus CC RxHCC CC/MCC Ex0
- 6th M84.53 Pathological fracture in neoplastic disease, ulna and radius
  - 7th M84.531 Pathological fracture in neoplastic disease, right ulna CC RxHCC CC/MCC Ex0
  - 7th M84.532 Pathological fracture in neoplastic disease, left ulna CC RxHCC CC/MCC Ex0
  - 7th M84.533 Pathological fracture in neoplastic disease, right radius CC RxHCC CC/MCC Ex0
  - 7th M84.534 Pathological fracture in neoplastic disease, left radius CC RxHCC CC/MCC Ex0
  - 7th M84.539 Pathological fracture in neoplastic disease, unspecified ulna and radius CC RxHCC CC/MCC Ex0
- 6th M84.54 Pathological fracture in neoplastic disease, hand
  - 7th M84.541 Pathological fracture in neoplastic disease, right hand CC RxHCC CC/MCC Ex0
  - 7th M84.542 Pathological fracture in neoplastic disease, left hand CC RxHCC CC/MCC Ex0
  - 7th M84.549 Pathological fracture in neoplastic disease, unspecified hand CC RxHCC CC/MCC Ex0
- 6th M84.55 Pathological fracture in neoplastic disease, pelvis and femur
  - 7th M84.550 Pathological fracture in neoplastic disease, pelvis CC RxHCC CC/MCC Ex0
  - 7th M84.551 Pathological fracture in neoplastic disease, right femur CC HCC RxHCC CC/MCC Ex0
  - 7th M84.552 Pathological fracture in neoplastic disease, left femur CC HCC RxHCC CC/MCC Ex0
  - 7th M84.553 Pathological fracture in neoplastic disease, unspecified femur CC HCC RxHCC CC/MCC Ex0
  - 7th M84.559 Pathological fracture in neoplastic disease, hip, unspecified CC HCC RxHCC CC/MCC Ex0

- M84.56 Pathological fracture in neoplastic disease, tibia and fibula
  - M84.561 Pathological fracture in neoplastic disease, right tibia CC RxHCC CC/MCC Ex0
  - M84.562 Pathological fracture in neoplastic disease, left tibia CC RxHCC CC/MCC Ex0
  - M84.563 Pathological fracture in neoplastic disease, right fibula CC RxHCC CC/MCC Ex0
  - M84.564 Pathological fracture in neoplastic disease, left fibula CC RxHCC CC/MCC Ex0
  - M84.569 Pathological fracture in neoplastic disease, unspecified tibia and fibula CC RxHCC CC/MCC Ex0
- M84.57 Pathological fracture in neoplastic disease, ankle and foot
  - M84.571 Pathological fracture in neoplastic disease, right ankle CC RxHCC CC/MCC Ex0
  - M84.572 Pathological fracture in neoplastic disease, left ankle CC RxHCC CC/MCC Ex0
  - M84.573 Pathological fracture in neoplastic disease, unspecified ankle CC RxHCC CC/MCC Ex0
  - M84.574 Pathological fracture in neoplastic disease, right foot CC RxHCC CC/MCC Ex0
  - M84.575 Pathological fracture in neoplastic disease, left foot CC RxHCC CC/MCC Ex0
  - M84.576 Pathological fracture in neoplastic disease, unspecified foot CC RxHCC CC/MCC Ex0
- M84.58 Pathological fracture in neoplastic disease, other specified site CC RxHCC CC/MCC Ex0

  Pathological fracture in neoplastic disease, vertebrae

- M84.6 Pathological fracture in other disease

  See Official Guidelines, "Coding of Pathologic Fractures" I.C.13.c

  Code also underlying condition

  EXCLUDES1 *pathological fracture in osteoporosis (M80.-)*

  The appropriate 7th character is to be added to each code from subcategory M84.6:

  A = initial encounter for fracture

  D = subsequent encounter for fracture with routine healing

  G = subsequent encounter for fracture with delayed healing

  K = subsequent encounter for fracture with nonunion

  P = subsequent encounter for fracture with malunion

  S = sequela

- M84.60 Pathological fracture in other disease, unspecified site CC RxHCC CC/MCC Exc
- M84.61 Pathological fracture in other disease, shoulder
  - M84.611 Pathological fracture in other disease, right shoulder CC RxHCC CC/MCC Exc
  - M84.612 Pathological fracture in other disease, left shoulder CC RxHCC CC/MCC Exc
  - M84.619 Pathological fracture in other disease, unspecified shoulder CC RxHCC CC/MCC Exc
- M84.62 Pathological fracture in other disease, humerus
  - M84.621 Pathological fracture in other disease, right humerus CC RxHCC CC/MCC Exc
  - M84.622 Pathological fracture in other disease, left humerus CC RxHCC CC/MCC Exc
  - M84.629 Pathological fracture in other disease, unspecified humerus CC RxHCC CC/MCC Exc
- M84.63 Pathological fracture in other disease, ulna and radius
  - M84.631 Pathological fracture in other disease, right ulna CC RxHCC CC/MCC Exc
  - M84.632 Pathological fracture in other disease, left ulna CC RxHCC CC/MCC Exc
  - M84.633 Pathological fracture in other disease, right radius CC RxHCC CC/MCC Exc
  - M84.634 Pathological fracture in other disease, left radius CC RxHCC CC/MCC Exc
  - M84.639 Pathological fracture in other disease, unspecified ulna and radius CC RxHCC CC/MCC Exc
- M84.64 Pathological fracture in other disease, hand
  - M84.641 Pathological fracture in other disease, right hand CC RxHCC CC/MCC Exc
  - M84.642 Pathological fracture in other disease, left hand CC RxHCC CC/MCC Exc
  - M84.649 Pathological fracture in other disease, unspecified hand CC RxHCC CC/MCC Exc
- M84.65 Pathological fracture in other disease, pelvis and femur
  - M84.650 Pathological fracture in other disease, pelvis CC RxHCC CC/MCC Exc
  - M84.651 Pathological fracture in other disease, right femur CC HCC RxHCC CC/MCC Exc
  - M84.652 Pathological fracture in other disease, left femur CC HCC RxHCC CC/MCC Exc
  - M84.653 Pathological fracture in other disease, unspecified femur CC HCC RxHCC CC/MCC Exc
  - M84.659 Pathological fracture in other disease, hip, unspecified CC HCC RxHCC CC/MCC Exc

- M84.66 Pathological fracture in other disease, tibia and fibula
  - M84.661 Pathological fracture in other disease, right tibia CC RxHCC CC/MCC Ex0
  - M84.662 Pathological fracture in other disease, left tibia CC RxHCC CC/MCC Ex0
  - M84.663 Pathological fracture in other disease, right fibula CC RxHCC CC/MCC Ex0
  - M84.664 Pathological fracture in other disease, left fibula CC RxHCC CC/MCC Ex0
  - M84.669 Pathological fracture in other disease, unspecified tibia and fibula CC RxHCC CC/MCC Ex0
- M84.67 Pathological fracture in other disease, ankle and foot
  - M84.671 Pathological fracture in other disease, right ankle CC RxHCC CC/MCC Ex0
  - M84.672 Pathological fracture in other disease, left ankle CC RxHCC CC/MCC Ex0
  - M84.673 Pathological fracture in other disease, unspecified ankle CC RxHCC CC/MCC Ex0
  - M84.674 Pathological fracture in other disease, right foot CC RxHCC CC/MCC Ex0
  - M84.675 Pathological fracture in other disease, left foot CC RxHCC CC/MCC Ex0
  - M84.676 Pathological fracture in other disease, unspecified foot CC RxHCC CC/MCC Ex0
- M84.68 Pathological fracture in other disease, other site CC RxHCC CC/MCC Ex0

M84.7 Nontraumatic fracture, not elsewhere classified

- M84.75 Atypical femoral fracture

  The appropriate 7th character is to be added to each code from M84.75:

  A = initial encounter for fracture

  D = subsequent encounter for fracture with routine healing

  G = subsequent encounter for fracture with delayed healing

  K = subsequent encounter for fracture with nonunion

  P = subsequent encounter for fracture with malunion

  S = sequela

  - M84.750 Atypical femoral fracture, unspecified CC POA CC/MCC Ex0
  - M84.751 Incomplete atypical femoral fracture, right leg CC POA CC/MCC Ex0
  - M84.752 Incomplete atypical femoral fracture, left leg CC POA CC/MCC Ex0
  - M84.753 Incomplete atypical femoral fracture, unspecified leg CC POA CC/MCC Ex0
  - M84.754 Complete transverse atypical femoral fracture, right leg CC POA HCC CC/MCC Ex0
  - M84.755 Complete transverse atypical femoral fracture, left leg CC POA HCC CC/MCC Ex0
  - M84.756 Complete transverse atypical femoral fracture, unspecified leg CC POA HCC CC/MCC Ex0
  - M84.757 Complete oblique atypical femoral fracture, right leg CC POA HCC CC/MCC Ex0
  - M84.758 Complete oblique atypical femoral fracture, left leg CC POA HCC CC/MCC Ex0
  - M84.759 Complete oblique atypical femoral fracture, unspecified leg CC POA HCC CC/MCC Ex0

- M84.8 Other disorders of continuity of bone
  - M84.80 Other disorders of continuity of bone, unspecified site CC/MCC Ex0
  - M84.81 Other disorders of continuity of bone, shoulder
    - M84.811 Other disorders of continuity of bone, right shoulder CC/MCC Ex0
    - M84.812 Other disorders of continuity of bone, left shoulder CC/MCC Ex0
    - M84.819 Other disorders of continuity of bone, unspecified shoulder CC/MCC Ex0
  - M84.82 Other disorders of continuity of bone, humerus
    - M84.821 Other disorders of continuity of bone, right humerus CC/MCC Ex0
    - M84.822 Other disorders of continuity of bone, left humerus CC/MCC Ex0
    - M84.829 Other disorders of continuity of bone, unspecified humerus CC/MCC Ex0
  - M84.83 Other disorders of continuity of bone, ulna and radius
    - M84.831 Other disorders of continuity of bone, right ulna CC/MCC Ex0
    - M84.832 Other disorders of continuity of bone, left ulna CC/MCC Ex0
    - M84.833 Other disorders of continuity of bone, right radius CC/MCC Ex0
    - M84.834 Other disorders of continuity of bone, left radius CC/MCC Ex0
    - M84.839 Other disorders of continuity of bone, unspecified ulna and radius CC/MCC Ex0
  - M84.84 Other disorders of continuity of bone, hand
    - M84.841 Other disorders of continuity of bone, right hand CC/MCC Ex0
    - M84.842 Other disorders of continuity of bone, left hand CC/MCC Ex0
    - M84.849 Other disorders of continuity of bone, unspecified hand CC/MCC Ex0
  - M84.85 Other disorders of continuity of bone, pelvic region and thigh
    - M84.851 Other disorders of continuity of bone, right pelvic region and thigh CC/MCC Ex0
    - M84.852 Other disorders of continuity of bone, left pelvic region and thigh CC/MCC Ex0
    - M84.859 Other disorders of continuity of bone, unspecified pelvic region and thigh CC/MCC Ex0
  - M84.86 Other disorders of continuity of bone, tibia and fibula
    - M84.861 Other disorders of continuity of bone, right tibia CC/MCC Ex0
    - M84.862 Other disorders of continuity of bone, left tibia CC/MCC Ex0
    - M84.863 Other disorders of continuity of bone, right fibula CC/MCC Ex0
    - M84.864 Other disorders of continuity of bone, left fibula CC/MCC Ex0
    - M84.869 Other disorders of continuity of bone, unspecified tibia and fibula CC/MCC Ex0

6th M84.87 Other disorders of continuity of bone, ankle and foot
M84.871 Other disorders of continuity of bone, right ankle and foot CC/MCC Ex0
M84.872 Other disorders of continuity of bone, left ankle and foot CC/MCC Ex0
M84.879 Other disorders of continuity of bone, unspecified ankle and foot CC/MCC Ex0
M84.88 Other disorders of continuity of bone, other site CC/MCC Ex0
M84.9 Disorder of continuity of bone, unspecified CC/MCC Ex0
4th M85 Other disorders of bone density and structure
EXCLUDES *osteogenesis imperfecta (Q78.0)*
osteopetrosis (Q78.2)
osteopoikilosis (Q78.8)
polyostotic fibrous dysplasia (Q78.1)
5th M85.0 Fibrous dysplasia (monostotic)
EXCLUDES *fibrous dysplasia of jaw (M27.8)*
M85.00 Fibrous dysplasia (monostotic), unspecified site
6th M85.01 Fibrous dysplasia (monostotic), shoulder
M85.011 Fibrous dysplasia (monostotic), right shoulder
M85.012 Fibrous dysplasia (monostotic), left shoulder
M85.019 Fibrous dysplasia (monostotic), unspecified shoulder
6th M85.02 Fibrous dysplasia (monostotic), upper arm
M85.021 Fibrous dysplasia (monostotic), right upper arm
M85.022 Fibrous dysplasia (monostotic), left upper arm
M85.029 Fibrous dysplasia (monostotic), unspecified upper arm
6th M85.03 Fibrous dysplasia (monostotic), forearm
M85.031 Fibrous dysplasia (monostotic), right forearm
M85.032 Fibrous dysplasia (monostotic), left forearm
M85.039 Fibrous dysplasia (monostotic), unspecified forearm

- M85.04 Fibrous dysplasia (monostotic), hand
  - M85.041 Fibrous dysplasia (monostotic), right hand
  - M85.042 Fibrous dysplasia (monostotic), left hand
  - M85.049 Fibrous dysplasia (monostotic), unspecified hand
- M85.05 Fibrous dysplasia (monostotic), thigh
  - M85.051 Fibrous dysplasia (monostotic), right thigh
  - M85.052 Fibrous dysplasia (monostotic), left thigh
  - M85.059 Fibrous dysplasia (monostotic), unspecified thigh
- M85.06 Fibrous dysplasia (monostotic), lower leg
  - M85.061 Fibrous dysplasia (monostotic), right lower leg
  - M85.062 Fibrous dysplasia (monostotic), left lower leg
  - M85.069 Fibrous dysplasia (monostotic), unspecified lower leg
- M85.07 Fibrous dysplasia (monostotic), ankle and foot
  - M85.071 Fibrous dysplasia (monostotic), right ankle and foot
  - M85.072 Fibrous dysplasia (monostotic), left ankle and foot
  - M85.079 Fibrous dysplasia (monostotic), unspecified ankle and foot
- M85.08 Fibrous dysplasia (monostotic), other site
- M85.09 Fibrous dysplasia (monostotic), multiple sites

- M85.1 Skeletal fluorosis
  - M85.10 Skeletal fluorosis, unspecified site CC/MCC Ex0
  - M85.11 Skeletal fluorosis, shoulder
    - M85.111 Skeletal fluorosis, right shoulder CC/MCC Ex0
    - M85.112 Skeletal fluorosis, left shoulder CC/MCC Ex0
    - M85.119 Skeletal fluorosis, unspecified shoulder CC/MCC Ex0
  - M85.12 Skeletal fluorosis, upper arm
    - M85.121 Skeletal fluorosis, right upper arm CC/MCC Ex0
    - M85.122 Skeletal fluorosis, left upper arm CC/MCC Ex0
    - M85.129 Skeletal fluorosis, unspecified upper arm CC/MCC Ex0

- M85.13 Skeletal fluorosis, forearm
  - M85.131 Skeletal fluorosis, right forearm CC/MCC Ex0
  - M85.132 Skeletal fluorosis, left forearm CC/MCC Ex0
  - M85.139 Skeletal fluorosis, unspecified forearm CC/MCC Ex0
- M85.14 Skeletal fluorosis, hand
  - M85.141 Skeletal fluorosis, right hand CC/MCC Ex0
  - M85.142 Skeletal fluorosis, left hand CC/MCC Ex0
  - M85.149 Skeletal fluorosis, unspecified hand CC/MCC Ex0
- M85.15 Skeletal fluorosis, thigh
  - M85.151 Skeletal fluorosis, right thigh CC/MCC Ex0
  - M85.152 Skeletal fluorosis, left thigh CC/MCC Ex0
  - M85.159 Skeletal fluorosis, unspecified thigh CC/MCC Ex0
- M85.16 Skeletal fluorosis, lower leg
  - M85.161 Skeletal fluorosis, right lower leg CC/MCC Ex0
  - M85.162 Skeletal fluorosis, left lower leg CC/MCC Ex0
  - M85.169 Skeletal fluorosis, unspecified lower leg CC/MCC Ex0
- M85.17 Skeletal fluorosis, ankle and foot
  - M85.171 Skeletal fluorosis, right ankle and foot CC/MCC Ex0
  - M85.172 Skeletal fluorosis, left ankle and foot CC/MCC Ex0
  - M85.179 Skeletal fluorosis, unspecified ankle and foot CC/MCC Ex0
- M85.18 Skeletal fluorosis, other site CC/MCC Ex0
- M85.19 Skeletal fluorosis, multiple sites CC/MCC Ex0

M85.2 Hyperostosis of skull

5th M85.3 Osteitis condensans

DEFINITION: Osteitis condensans is an increase in bone density and is typically an incidental finding on an X-ray.

M85.30 Osteitis condensans, unspecified site

6th M85.31 Osteitis condensans, shoulder

M85.311 Osteitis condensans, right shoulder

M85.312 Osteitis condensans, left shoulder

M85.319 Osteitis condensans, unspecified shoulder

6th M85.32 Osteitis condensans, upper arm

M85.321 Osteitis condensans, right upper arm

M85.322 Osteitis condensans, left upper arm

M85.329 Osteitis condensans, unspecified upper arm

6th M85.33 Osteitis condensans, forearm

M85.331 Osteitis condensans, right forearm

M85.332 Osteitis condensans, left forearm

M85.339 Osteitis condensans, unspecified forearm

6th M85.34 Osteitis condensans, hand

M85.341 Osteitis condensans, right hand

M85.342 Osteitis condensans, left hand

M85.349 Osteitis condensans, unspecified hand

6th M85.35 Osteitis condensans, thigh

M85.351 Osteitis condensans, right thigh

M85.352 Osteitis condensans, left thigh

M85.359 Osteitis condensans, unspecified thigh

6th M85.36 Osteitis condensans, lower leg

M85.361 Osteitis condensans, right lower leg

M85.362 Osteitis condensans, left lower leg

M85.369 Osteitis condensans, unspecified lower leg

6th M85.37 Osteitis condensans, ankle and foot

M85.371 Osteitis condensans, right ankle and foot

M85.372 Osteitis condensans, left ankle and foot

M85.379 Osteitis condensans, unspecified ankle and foot

M85.38 Osteitis condensans, other site

M85.39 Osteitis condensans, multiple sites

- M85.4 Solitary bone cyst
  - solitary cyst of jaw (M27.4)
  - M85.40 Solitary bone cyst, unspecified site
  - M85.41 Solitary bone cyst, shoulder
    - M85.411 Solitary bone cyst, right shoulder
    - M85.412 Solitary bone cyst, left shoulder
    - M85.419 Solitary bone cyst, unspecified shoulder
  - M85.42 Solitary bone cyst, humerus
    - M85.421 Solitary bone cyst, right humerus
    - M85.422 Solitary bone cyst, left humerus
    - M85.429 Solitary bone cyst, unspecified humerus
  - M85.43 Solitary bone cyst, ulna and radius
    - M85.431 Solitary bone cyst, right ulna and radius
    - M85.432 Solitary bone cyst, left ulna and radius
    - M85.439 Solitary bone cyst, unspecified ulna and radius
  - M85.44 Solitary bone cyst, hand
    - M85.441 Solitary bone cyst, right hand
    - M85.442 Solitary bone cyst, left hand
    - M85.449 Solitary bone cyst, unspecified hand
  - M85.45 Solitary bone cyst, pelvis
    - M85.451 Solitary bone cyst, right pelvis
    - M85.452 Solitary bone cyst, left pelvis
    - M85.459 Solitary bone cyst, unspecified pelvis
  - M85.46 Solitary bone cyst, tibia and fibula
    - M85.461 Solitary bone cyst, right tibia and fibula
    - M85.462 Solitary bone cyst, left tibia and fibula
    - M85.469 Solitary bone cyst, unspecified tibia and fibula
  - M85.47 Solitary bone cyst, ankle and foot
    - M85.471 Solitary bone cyst, right ankle and foot
    - M85.472 Solitary bone cyst, left ankle and foot
    - M85.479 Solitary bone cyst, unspecified ankle and foot
  - M85.48 Solitary bone cyst, other site

- M85.5 Aneurysmal bone cyst
  - Excludes1 *aneurysmal cyst of jaw (M27.4)*
  - M85.50 Aneurysmal bone cyst, unspecified site
  - M85.51 Aneurysmal bone cyst, shoulder
    - M85.511 Aneurysmal bone cyst, right shoulder
    - M85.512 Aneurysmal bone cyst, left shoulder
    - M85.519 Aneurysmal bone cyst, unspecified shoulder
  - M85.52 Aneurysmal bone cyst, upper arm
    - M85.521 Aneurysmal bone cyst, right upper arm
    - M85.522 Aneurysmal bone cyst, left upper arm
    - M85.529 Aneurysmal bone cyst, unspecified upper arm
  - M85.53 Aneurysmal bone cyst, forearm
    - M85.531 Aneurysmal bone cyst, right forearm
    - M85.532 Aneurysmal bone cyst, left forearm
    - M85.539 Aneurysmal bone cyst, unspecified forearm
  - M85.54 Aneurysmal bone cyst, hand
    - M85.541 Aneurysmal bone cyst, right hand
    - M85.542 Aneurysmal bone cyst, left hand
    - M85.549 Aneurysmal bone cyst, unspecified hand
  - M85.55 Aneurysmal bone cyst, thigh
    - M85.551 Aneurysmal bone cyst, right thigh
    - M85.552 Aneurysmal bone cyst, left thigh
    - M85.559 Aneurysmal bone cyst, unspecified thigh
  - M85.56 Aneurysmal bone cyst, lower leg
    - M85.561 Aneurysmal bone cyst, right lower leg
    - M85.562 Aneurysmal bone cyst, left lower leg
    - M85.569 Aneurysmal bone cyst, unspecified lower leg
  - M85.57 Aneurysmal bone cyst, ankle and foot
    - M85.571 Aneurysmal bone cyst, right ankle and foot
    - M85.572 Aneurysmal bone cyst, left ankle and foot
    - M85.579 Aneurysmal bone cyst, unspecified ankle and foot
  - M85.58 Aneurysmal bone cyst, other site
  - M85.59 Aneurysmal bone cyst, multiple sites

5th M85.6 Other cyst of bone

EXCLUDES *cyst of jaw NEC (M27.4)*

osteitis fibrosa cystica generalisata [von Recklinghausen's disease of bone] (E21.0)

M85.60 Other cyst of bone, unspecified site

6th M85.61 Other cyst of bone, shoulder

M85.611 Other cyst of bone, right shoulder

M85.612 Other cyst of bone, left shoulder

M85.619 Other cyst of bone, unspecified shoulder

6th M85.62 Other cyst of bone, upper arm

M85.621 Other cyst of bone, right upper arm

M85.622 Other cyst of bone, left upper arm

M85.629 Other cyst of bone, unspecified upper arm

6th M85.63 Other cyst of bone, forearm

M85.631 Other cyst of bone, right forearm

M85.632 Other cyst of bone, left forearm

M85.639 Other cyst of bone, unspecified forearm

6th M85.64 Other cyst of bone, hand

M85.641 Other cyst of bone, right hand

M85.642 Other cyst of bone, left hand

M85.649 Other cyst of bone, unspecified hand

6th M85.65 Other cyst of bone, thigh

M85.651 Other cyst of bone, right thigh

M85.652 Other cyst of bone, left thigh

M85.659 Other cyst of bone, unspecified thigh

6th M85.66 Other cyst of bone, lower leg

M85.661 Other cyst of bone, right lower leg

M85.662 Other cyst of bone, left lower leg

M85.669 Other cyst of bone, unspecified lower leg

6th M85.67 Other cyst of bone, ankle and foot

M85.671 Other cyst of bone, right ankle and foot

M85.672 Other cyst of bone, left ankle and foot

M85.679 Other cyst of bone, unspecified ankle and foot

M85.68 Other cyst of bone, other site

M85.69 Other cyst of bone, multiple sites

5th M85.8 **Other specified disorders of bone density and structure**

DEFINITION: Hyperostosis is a hardening or calcification of bone.

Hyperostosis of bones, except skull

Osteosclerosis, acquired

EXCLUDES *diffuse idiopathic skeletal hyperostosis [DISH] (M48.1)*

osteosclerosis congenita (Q77.4)

osteosclerosis fragilitas (generalista) (Q78.2)

osteosclerosis myelofibrosis (D75.81)

M85.80 **Other specified disorders of bone density and structure, unspecified site** CC/MCC Ex0

6th M85.81 **Other specified disorders of bone density and structure, shoulder**

M85.811 **Other specified disorders of bone density and structure, right shoulder** CC/MCC Ex0

M85.812 **Other specified disorders of bone density and structure, left shoulder** CC/MCC Ex0

M85.819 **Other specified disorders of bone density and structure, unspecified shoulder** CC/MCC Ex0

6th M85.82 **Other specified disorders of bone density and structure, upper arm**

M85.821 **Other specified disorders of bone density and structure, right upper arm** CC/MCC Ex0

M85.822 **Other specified disorders of bone density and structure, left upper arm** CC/MCC Ex0

M85.829 **Other specified disorders of bone density and structure, unspecified upper arm** CC/MCC Ex0

6th M85.83 **Other specified disorders of bone density and structure, forearm**

M85.831 **Other specified disorders of bone density and structure, right forearm** CC/MCC Ex0

M85.832 **Other specified disorders of bone density and structure, left forearm** CC/MCC Ex0

M85.839 **Other specified disorders of bone density and structure, unspecified forearm** CC/MCC Ex0

6th M85.84 **Other specified disorders of bone density and structure, hand**

M85.841 **Other specified disorders of bone density and structure, right hand** CC/MCC Ex0

M85.842 **Other specified disorders of bone density and structure, left hand** CC/MCC Ex0

M85.849 **Other specified disorders of bone density and structure, unspecified hand** CC/MCC Ex0

- M85.85 Other specified disorders of bone density and structure, thigh
  - M85.851 Other specified disorders of bone density and structure, right thigh CC/MCC Ex0
  - M85.852 Other specified disorders of bone density and structure, left thigh CC/MCC Ex0
  - M85.859 Other specified disorders of bone density and structure, unspecified thigh CC/MCC Ex0
- M85.86 Other specified disorders of bone density and structure, lower leg
  - M85.861 Other specified disorders of bone density and structure, right lower leg CC/MCC Ex0
  - M85.862 Other specified disorders of bone density and structure, left lower leg CC/MCC Ex0
  - M85.869 Other specified disorders of bone density and structure, unspecified lower leg CC/MCC Ex0
- M85.87 Other specified disorders of bone density and structure, ankle and foot
  - M85.871 Other specified disorders of bone density and structure, right ankle and foot CC/MCC Ex0
  - M85.872 Other specified disorders of bone density and structure, left ankle and foot CC/MCC Ex0
  - M85.879 Other specified disorders of bone density and structure, unspecified ankle and foot CC/MCC Ex0
- M85.88 Other specified disorders of bone density and structure, other site CC/MCC Ex0
- M85.89 Other specified disorders of bone density and structure, multiple sites CC/MCC Ex0

M85.9 Disorder of bone density and structure, unspecified

AHA: Q3 2021

Other osteopathies (M86-M90)

EXCLUDES1 *postprocedural osteopathies (M96.-)*

4th M86 **Osteomyelitis**

Use additional code (B95-B97) to identify infectious agent

Use additional code to identify major osseous defect, if applicable (M89.7-)

EXCLUDES1 *osteomyelitis due to:*

echinococcus (B67.2)

gonococcus (A54.43)

salmonella (A02.24)

EXCLUDES1 *osteomyelitis of:*

orbit (H05.0-)

petrous bone (H70.2-)

vertebra (M46.2-)

5th M86.0 **Acute hematogenous osteomyelitis**

M86.00 **Acute hematogenous osteomyelitis, unspecified site** CC HCC CC/MCC Exc

6th M86.01 **Acute hematogenous osteomyelitis, shoulder**

M86.011 **Acute hematogenous osteomyelitis, right shoulder** CC HCC CC/MCC Exc

M86.012 **Acute hematogenous osteomyelitis, left shoulder** CC HCC CC/MCC Exc

M86.019 **Acute hematogenous osteomyelitis, unspecified shoulder** CC HCC CC/MCC Exc

6th M86.02 **Acute hematogenous osteomyelitis, humerus**

M86.021 **Acute hematogenous osteomyelitis, right humerus** CC HCC CC/MCC Exc

M86.022 **Acute hematogenous osteomyelitis, left humerus** CC HCC CC/MCC Exc

M86.029 **Acute hematogenous osteomyelitis, unspecified humerus** CC HCC CC/MCC Exc

6th M86.03 **Acute hematogenous osteomyelitis, radius and ulna**

M86.031 **Acute hematogenous osteomyelitis, right radius and ulna** CC HCC CC/MCC Exc

M86.032 **Acute hematogenous osteomyelitis, left radius and ulna** CC HCC CC/MCC Exc

M86.039 **Acute hematogenous osteomyelitis, unspecified radius and ulna** CC HCC CC/MCC Exc

- M86.04 Acute hematogenous osteomyelitis, hand
  - M86.041 Acute hematogenous osteomyelitis, right hand CC HCC CC/MCC Exc
  - M86.042 Acute hematogenous osteomyelitis, left hand CC HCC CC/MCC Exc
  - M86.049 Acute hematogenous osteomyelitis, unspecified hand CC HCC CC/MCC Exc
- M86.05 Acute hematogenous osteomyelitis, femur
  - M86.051 Acute hematogenous osteomyelitis, right femur CC HCC CC/MCC Exc
  - M86.052 Acute hematogenous osteomyelitis, left femur CC HCC CC/MCC Exc
  - M86.059 Acute hematogenous osteomyelitis, unspecified femur CC HCC CC/MCC Exc
- M86.06 Acute hematogenous osteomyelitis, tibia and fibula
  - M86.061 Acute hematogenous osteomyelitis, right tibia and fibula CC HCC CC/MCC Exc
  - M86.062 Acute hematogenous osteomyelitis, left tibia and fibula CC HCC CC/MCC Exc
  - M86.069 Acute hematogenous osteomyelitis, unspecified tibia and fibula CC HCC CC/MCC Exc
- M86.07 Acute hematogenous osteomyelitis, ankle and foot
  - M86.071 Acute hematogenous osteomyelitis, right ankle and foot CC HCC CC/MCC Exc
  - M86.072 Acute hematogenous osteomyelitis, left ankle and foot CC HCC CC/MCC Exc
  - M86.079 Acute hematogenous osteomyelitis, unspecified ankle and foot CC HCC CC/MCC Exc
- M86.08 Acute hematogenous osteomyelitis, other sites CC HCC CC/MCC Exc
- M86.09 Acute hematogenous osteomyelitis, multiple sites CC HCC CC/MCC Exc

5th M86.1 Other acute osteomyelitis

- M86.10 Other acute osteomyelitis, unspecified site CC HCC CC/MCC Exc
- M86.11 Other acute osteomyelitis, shoulder
  - M86.111 Other acute osteomyelitis, right shoulder CC HCC CC/MCC Exc
  - M86.112 Other acute osteomyelitis, left shoulder CC HCC CC/MCC Exc
  - M86.119 Other acute osteomyelitis, unspecified shoulder CC HCC CC/MCC Exc
- M86.12 Other acute osteomyelitis, humerus
  - M86.121 Other acute osteomyelitis, right humerus CC HCC CC/MCC Exc
  - M86.122 Other acute osteomyelitis, left humerus CC HCC CC/MCC Exc
  - M86.129 Other acute osteomyelitis, unspecified humerus CC HCC CC/MCC Exc

- M86.13 Other acute osteomyelitis, radius and ulna
  - M86.131 Other acute osteomyelitis, right radius and ulna CC HCC CC/MCC Ex0
  - M86.132 Other acute osteomyelitis, left radius and ulna CC HCC CC/MCC Ex0
  - M86.139 Other acute osteomyelitis, unspecified radius and ulna CC HCC CC/MCC Ex0
- M86.14 Other acute osteomyelitis, hand
  - M86.141 Other acute osteomyelitis, right hand CC HCC CC/MCC Ex0
  - M86.142 Other acute osteomyelitis, left hand CC HCC CC/MCC Ex0
  - M86.149 Other acute osteomyelitis, unspecified hand CC HCC CC/MCC Ex0
- M86.15 Other acute osteomyelitis, femur
  - M86.151 Other acute osteomyelitis, right femur CC HCC CC/MCC Ex0
  - M86.152 Other acute osteomyelitis, left femur CC HCC CC/MCC Ex0
  - M86.159 Other acute osteomyelitis, unspecified femur CC HCC CC/MCC Ex0
- M86.16 Other acute osteomyelitis, tibia and fibula
  - M86.161 Other acute osteomyelitis, right tibia and fibula CC HCC CC/MCC Ex0
  - M86.162 Other acute osteomyelitis, left tibia and fibula CC HCC CC/MCC Ex0
  - M86.169 Other acute osteomyelitis, unspecified tibia and fibula CC HCC CC/MCC Ex0
- M86.17 Other acute osteomyelitis, ankle and foot
  - M86.171 Other acute osteomyelitis, right ankle and foot CC HCC CC/MCC Ex0
    - **AHA:** Q1 2020
  - M86.172 Other acute osteomyelitis, left ankle and foot CC HCC CC/MCC Ex0
  - M86.179 Other acute osteomyelitis, unspecified ankle and foot CC HCC CC/MCC Ex0
- M86.18 Other acute osteomyelitis, other site CC HCC CC/MCC Ex0
- M86.19 Other acute osteomyelitis, multiple sites CC HCC CC/MCC Ex0

- M86.2 Subacute osteomyelitis
  - M86.20 Subacute osteomyelitis, unspecified site CC HCC CC/MCC Exc
  - M86.21 Subacute osteomyelitis, shoulder
    - M86.211 Subacute osteomyelitis, right shoulder CC HCC CC/MCC Exc
    - M86.212 Subacute osteomyelitis, left shoulder CC HCC CC/MCC Exc
    - M86.219 Subacute osteomyelitis, unspecified shoulder CC HCC CC/MCC Exc
  - M86.22 Subacute osteomyelitis, humerus
    - M86.221 Subacute osteomyelitis, right humerus CC HCC CC/MCC Exc
    - M86.222 Subacute osteomyelitis, left humerus CC HCC CC/MCC Exc
    - M86.229 Subacute osteomyelitis, unspecified humerus CC HCC CC/MCC Exc
  - M86.23 Subacute osteomyelitis, radius and ulna
    - M86.231 Subacute osteomyelitis, right radius and ulna CC HCC CC/MCC Exc
    - M86.232 Subacute osteomyelitis, left radius and ulna CC HCC CC/MCC Exc
    - M86.239 Subacute osteomyelitis, unspecified radius and ulna CC HCC CC/MCC Exc
  - M86.24 Subacute osteomyelitis, hand
    - M86.241 Subacute osteomyelitis, right hand CC HCC CC/MCC Exc
    - M86.242 Subacute osteomyelitis, left hand CC HCC CC/MCC Exc
    - M86.249 Subacute osteomyelitis, unspecified hand CC HCC CC/MCC Exc
  - M86.25 Subacute osteomyelitis, femur
    - M86.251 Subacute osteomyelitis, right femur CC HCC CC/MCC Exc
    - M86.252 Subacute osteomyelitis, left femur CC HCC CC/MCC Exc
    - M86.259 Subacute osteomyelitis, unspecified femur CC HCC CC/MCC Exc
  - M86.26 Subacute osteomyelitis, tibia and fibula
    - M86.261 Subacute osteomyelitis, right tibia and fibula CC HCC CC/MCC Exc
    - M86.262 Subacute osteomyelitis, left tibia and fibula CC HCC CC/MCC Exc
    - M86.269 Subacute osteomyelitis, unspecified tibia and fibula CC HCC CC/MCC Exc
  - M86.27 Subacute osteomyelitis, ankle and foot
    - M86.271 Subacute osteomyelitis, right ankle and foot CC HCC CC/MCC Exc
    - M86.272 Subacute osteomyelitis, left ankle and foot CC HCC CC/MCC Exc
    - M86.279 Subacute osteomyelitis, unspecified ankle and foot CC HCC CC/MCC Exc
  - M86.28 Subacute osteomyelitis, other site CC HCC CC/MCC Exc
  - M86.29 Subacute osteomyelitis, multiple sites CC HCC CC/MCC Exc

- M86.3 Chronic multifocal osteomyelitis
  - M86.30 Chronic multifocal osteomyelitis, unspecified site CC HCC CC/MCC Exc
  - M86.31 Chronic multifocal osteomyelitis, shoulder
    - M86.311 Chronic multifocal osteomyelitis, right shoulder CC HCC CC/MCC Exc
    - M86.312 Chronic multifocal osteomyelitis, left shoulder CC HCC CC/MCC Exc
    - M86.319 Chronic multifocal osteomyelitis, unspecified shoulder CC HCC CC/MCC Exc
  - M86.32 Chronic multifocal osteomyelitis, humerus
    - M86.321 Chronic multifocal osteomyelitis, right humerus CC HCC CC/MCC Exc
    - M86.322 Chronic multifocal osteomyelitis, left humerus CC HCC CC/MCC Exc
    - M86.329 Chronic multifocal osteomyelitis, unspecified humerus CC HCC CC/MCC Exc
  - M86.33 Chronic multifocal osteomyelitis, radius and ulna
    - M86.331 Chronic multifocal osteomyelitis, right radius and ulna CC HCC CC/MCC Exc
    - M86.332 Chronic multifocal osteomyelitis, left radius and ulna CC HCC CC/MCC Exc
    - M86.339 Chronic multifocal osteomyelitis, unspecified radius and ulna CC HCC CC/MCC Exc
  - M86.34 Chronic multifocal osteomyelitis, hand
    - M86.341 Chronic multifocal osteomyelitis, right hand CC HCC CC/MCC Exc
    - M86.342 Chronic multifocal osteomyelitis, left hand CC HCC CC/MCC Exc
    - M86.349 Chronic multifocal osteomyelitis, unspecified hand CC HCC CC/MCC Exc
  - M86.35 Chronic multifocal osteomyelitis, femur
    - M86.351 Chronic multifocal osteomyelitis, right femur CC HCC CC/MCC Exc
    - M86.352 Chronic multifocal osteomyelitis, left femur CC HCC CC/MCC Exc
    - M86.359 Chronic multifocal osteomyelitis, unspecified femur CC HCC CC/MCC Exc
  - M86.36 Chronic multifocal osteomyelitis, tibia and fibula
    - M86.361 Chronic multifocal osteomyelitis, right tibia and fibula CC HCC CC/MCC Exc
    - M86.362 Chronic multifocal osteomyelitis, left tibia and fibula CC HCC CC/MCC Exc
    - M86.369 Chronic multifocal osteomyelitis, unspecified tibia and fibula CC HCC CC/MCC Exc
  - M86.37 Chronic multifocal osteomyelitis, ankle and foot
    - M86.371 Chronic multifocal osteomyelitis, right ankle and foot CC HCC CC/MCC Exc
    - M86.372 Chronic multifocal osteomyelitis, left ankle and foot CC HCC CC/MCC Exc
    - M86.379 Chronic multifocal osteomyelitis, unspecified ankle and foot CC HCC CC/MCC Exc
  - M86.38 Chronic multifocal osteomyelitis, other site CC HCC CC/MCC Exc
  - M86.39 Chronic multifocal osteomyelitis, multiple sites CC HCC CC/MCC Exc

- M86.4 Chronic osteomyelitis with draining sinus
  - M86.40 Chronic osteomyelitis with draining sinus, unspecified site CC HCC CC/MCC Exc
  - M86.41 Chronic osteomyelitis with draining sinus, shoulder
    - M86.411 Chronic osteomyelitis with draining sinus, right shoulder CC HCC CC/MCC Exc
    - M86.412 Chronic osteomyelitis with draining sinus, left shoulder CC HCC CC/MCC Exc
    - M86.419 Chronic osteomyelitis with draining sinus, unspecified shoulder CC HCC CC/MCC Exc
  - M86.42 Chronic osteomyelitis with draining sinus, humerus
    - M86.421 Chronic osteomyelitis with draining sinus, right humerus CC HCC CC/MCC Exc
    - M86.422 Chronic osteomyelitis with draining sinus, left humerus CC HCC CC/MCC Exc
    - M86.429 Chronic osteomyelitis with draining sinus, unspecified humerus CC HCC CC/MCC Exc
  - M86.43 Chronic osteomyelitis with draining sinus, radius and ulna
    - M86.431 Chronic osteomyelitis with draining sinus, right radius and ulna CC HCC CC/MCC Exc
    - M86.432 Chronic osteomyelitis with draining sinus, left radius and ulna CC HCC CC/MCC Exc
    - M86.439 Chronic osteomyelitis with draining sinus, unspecified radius and ulna CC HCC CC/MCC Exc
  - M86.44 Chronic osteomyelitis with draining sinus, hand
    - M86.441 Chronic osteomyelitis with draining sinus, right hand CC HCC CC/MCC Exc
    - M86.442 Chronic osteomyelitis with draining sinus, left hand CC HCC CC/MCC Exc
    - M86.449 Chronic osteomyelitis with draining sinus, unspecified hand CC HCC CC/MCC Exc
  - M86.45 Chronic osteomyelitis with draining sinus, femur
    - M86.451 Chronic osteomyelitis with draining sinus, right femur CC HCC CC/MCC Exc
    - M86.452 Chronic osteomyelitis with draining sinus, left femur CC HCC CC/MCC Exc
    - M86.459 Chronic osteomyelitis with draining sinus, unspecified femur CC HCC CC/MCC Exc
  - M86.46 Chronic osteomyelitis with draining sinus, tibia and fibula
    - M86.461 Chronic osteomyelitis with draining sinus, right tibia and fibula CC HCC CC/MCC Exc
    - M86.462 Chronic osteomyelitis with draining sinus, left tibia and fibula CC HCC CC/MCC Exc
    - M86.469 Chronic osteomyelitis with draining sinus, unspecified tibia and fibula CC HCC CC/MCC Exc
  - M86.47 Chronic osteomyelitis with draining sinus, ankle and foot
    - M86.471 Chronic osteomyelitis with draining sinus, right ankle and foot CC HCC CC/MCC Exc
    - M86.472 Chronic osteomyelitis with draining sinus, left ankle and foot CC HCC CC/MCC Exc
    - M86.479 Chronic osteomyelitis with draining sinus, unspecified ankle and foot CC HCC CC/MCC Exc
  - M86.48 Chronic osteomyelitis with draining sinus, other site CC HCC CC/MCC Exc
  - M86.49 Chronic osteomyelitis with draining sinus, multiple sites CC HCC CC/MCC Exc

- M86.5 Other chronic hematogenous osteomyelitis
  - M86.50 Other chronic hematogenous osteomyelitis, unspecified site CC HCC CC/MCC Exc
  - M86.51 Other chronic hematogenous osteomyelitis, shoulder
    - M86.511 Other chronic hematogenous osteomyelitis, right shoulder CC HCC CC/MCC Exc
    - M86.512 Other chronic hematogenous osteomyelitis, left shoulder CC HCC CC/MCC Exc
    - M86.519 Other chronic hematogenous osteomyelitis, unspecified shoulder CC HCC CC/MCC Exc
  - M86.52 Other chronic hematogenous osteomyelitis, humerus
    - M86.521 Other chronic hematogenous osteomyelitis, right humerus CC HCC CC/MCC Exc
    - M86.522 Other chronic hematogenous osteomyelitis, left humerus CC HCC CC/MCC Exc
    - M86.529 Other chronic hematogenous osteomyelitis, unspecified humerus CC HCC CC/MCC Exc
  - M86.53 Other chronic hematogenous osteomyelitis, radius and ulna
    - M86.531 Other chronic hematogenous osteomyelitis, right radius and ulna CC HCC CC/MCC Exc
    - M86.532 Other chronic hematogenous osteomyelitis, left radius and ulna CC HCC CC/MCC Exc
    - M86.539 Other chronic hematogenous osteomyelitis, unspecified radius and ulna CC HCC CC/MCC Exc
  - M86.54 Other chronic hematogenous osteomyelitis, hand
    - M86.541 Other chronic hematogenous osteomyelitis, right hand CC HCC CC/MCC Exc
    - M86.542 Other chronic hematogenous osteomyelitis, left hand CC HCC CC/MCC Exc
    - M86.549 Other chronic hematogenous osteomyelitis, unspecified hand CC HCC CC/MCC Exc
  - M86.55 Other chronic hematogenous osteomyelitis, femur
    - M86.551 Other chronic hematogenous osteomyelitis, right femur CC HCC CC/MCC Exc
    - M86.552 Other chronic hematogenous osteomyelitis, left femur CC HCC CC/MCC Exc
    - M86.559 Other chronic hematogenous osteomyelitis, unspecified femur CC HCC CC/MCC Exc
  - M86.56 Other chronic hematogenous osteomyelitis, tibia and fibula
    - M86.561 Other chronic hematogenous osteomyelitis, right tibia and fibula CC HCC CC/MCC Exc
    - M86.562 Other chronic hematogenous osteomyelitis, left tibia and fibula CC HCC CC/MCC Exc
    - M86.569 Other chronic hematogenous osteomyelitis, unspecified tibia and fibula CC HCC CC/MCC Exc
  - M86.57 Other chronic hematogenous osteomyelitis, ankle and foot
    - M86.571 Other chronic hematogenous osteomyelitis, right ankle and foot CC HCC CC/MCC Exc
    - M86.572 Other chronic hematogenous osteomyelitis, left ankle and foot CC HCC CC/MCC Exc
    - M86.579 Other chronic hematogenous osteomyelitis, unspecified ankle and foot CC HCC CC/MCC Exc
  - M86.58 Other chronic hematogenous osteomyelitis, other site CC HCC CC/MCC Exc
  - M86.59 Other chronic hematogenous osteomyelitis, multiple sites CC HCC CC/MCC Exc

- M86.6 Other chronic osteomyelitis
  - M86.60 Other chronic osteomyelitis, unspecified site CC HCC CC/MCC Exc
  - M86.61 Other chronic osteomyelitis, shoulder
    - M86.611 Other chronic osteomyelitis, right shoulder CC HCC CC/MCC Exc
    - M86.612 Other chronic osteomyelitis, left shoulder CC HCC CC/MCC Exc
    - M86.619 Other chronic osteomyelitis, unspecified shoulder CC HCC CC/MCC Exc
  - M86.62 Other chronic osteomyelitis, humerus
    - M86.621 Other chronic osteomyelitis, right humerus CC HCC CC/MCC Exc
    - M86.622 Other chronic osteomyelitis, left humerus CC HCC CC/MCC Exc
    - M86.629 Other chronic osteomyelitis, unspecified humerus CC HCC CC/MCC Exc
  - M86.63 Other chronic osteomyelitis, radius and ulna
    - M86.631 Other chronic osteomyelitis, right radius and ulna CC HCC CC/MCC Exc
    - M86.632 Other chronic osteomyelitis, left radius and ulna CC HCC CC/MCC Exc
    - M86.639 Other chronic osteomyelitis, unspecified radius and ulna CC HCC CC/MCC Exc
  - M86.64 Other chronic osteomyelitis, hand
    - M86.641 Other chronic osteomyelitis, right hand CC HCC CC/MCC Exc
    - M86.642 Other chronic osteomyelitis, left hand CC HCC CC/MCC Exc
    - M86.649 Other chronic osteomyelitis, unspecified hand CC HCC CC/MCC Exc
  - M86.65 Other chronic osteomyelitis, thigh
    - M86.651 Other chronic osteomyelitis, right thigh CC HCC CC/MCC Exc
    - M86.652 Other chronic osteomyelitis, left thigh CC HCC CC/MCC Exc
    - M86.659 Other chronic osteomyelitis, unspecified thigh CC HCC CC/MCC Exc
  - M86.66 Other chronic osteomyelitis, tibia and fibula
    - M86.661 Other chronic osteomyelitis, right tibia and fibula CC HCC CC/MCC Exc
    - M86.662 Other chronic osteomyelitis, left tibia and fibula CC HCC CC/MCC Exc
    - M86.669 Other chronic osteomyelitis, unspecified tibia and fibula CC HCC CC/MCC Exc
  - M86.67 Other chronic osteomyelitis, ankle and foot
    - M86.671 Other chronic osteomyelitis, right ankle and foot CC HCC CC/MCC Exc
      - **AHA:** Q1 2016
    - M86.672 Other chronic osteomyelitis, left ankle and foot CC HCC CC/MCC Exc
    - M86.679 Other chronic osteomyelitis, unspecified ankle and foot CC HCC CC/MCC Exc
  - M86.68 Other chronic osteomyelitis, other site CC HCC CC/MCC Exc
  - M86.69 Other chronic osteomyelitis, multiple sites CC HCC CC/MCC Exc

5th M86.8 Other osteomyelitis

Brodie's abscess

6th M86.8X Other osteomyelitis

M86.8X0 Other osteomyelitis, multiple sites CC HCC CC/MCC Exc

M86.8X1 Other osteomyelitis, shoulder CC HCC CC/MCC Exc

M86.8X2 Other osteomyelitis, upper arm CC HCC CC/MCC Exc

M86.8X3 Other osteomyelitis, forearm CC HCC CC/MCC Exc

M86.8X4 Other osteomyelitis, hand CC HCC CC/MCC Exc

M86.8X5 Other osteomyelitis, thigh CC HCC CC/MCC Exc

M86.8X6 Other osteomyelitis, lower leg CC HCC CC/MCC Exc

M86.8X7 Other osteomyelitis, ankle and foot CC HCC CC/MCC Exc

M86.8X8 Other osteomyelitis, other site CC HCC CC/MCC Exc

AHA: Q1 2022

M86.8X9 Other osteomyelitis, unspecified sites CC HCC CC/MCC Exc

M86.9 Osteomyelitis, unspecified CC HCC CC/MCC Exc

Infection of bone NOS

Periostitis without osteomyelitis

4th M87 Osteonecrosis

See Official Guidelines, "Site and laterality" I.C.13.a

INCLUDES *avascular necrosis of bone*

Use additional code to identify major osseous defect, if applicable (M89.7-)

EXCLUDES1 *juvenile osteonecrosis (M91-M92)*

osteochondropathies (M90-M93)

- M87.0 Idiopathic aseptic necrosis of bone
  - M87.00 Idiopathic aseptic necrosis of unspecified bone CC HCC RxHCC CC/MCC Exc
  - M87.01 Idiopathic aseptic necrosis of shoulder
    Idiopathic aseptic necrosis of clavicle and scapula
    - M87.011 Idiopathic aseptic necrosis of right shoulder CC HCC RxHCC CC/MCC Exc
    - M87.012 Idiopathic aseptic necrosis of left shoulder CC HCC RxHCC CC/MCC Exc
    - M87.019 Idiopathic aseptic necrosis of unspecified shoulder CC HCC RxHCC CC/MCC Exc
  - M87.02 Idiopathic aseptic necrosis of humerus
    - M87.021 Idiopathic aseptic necrosis of right humerus CC HCC RxHCC CC/MCC Exc
    - M87.022 Idiopathic aseptic necrosis of left humerus CC HCC RxHCC CC/MCC Exc
    - M87.029 Idiopathic aseptic necrosis of unspecified humerus CC HCC RxHCC CC/MCC Exc
  - M87.03 Idiopathic aseptic necrosis of radius, ulna and carpus
    - M87.031 Idiopathic aseptic necrosis of right radius CC HCC RxHCC CC/MCC Exc
    - M87.032 Idiopathic aseptic necrosis of left radius CC HCC RxHCC CC/MCC Exc
    - M87.033 Idiopathic aseptic necrosis of unspecified radius CC HCC RxHCC CC/MCC Exc
    - M87.034 Idiopathic aseptic necrosis of right ulna CC HCC RxHCC CC/MCC Exc
    - M87.035 Idiopathic aseptic necrosis of left ulna CC HCC RxHCC CC/MCC Exc
    - M87.036 Idiopathic aseptic necrosis of unspecified ulna CC HCC RxHCC CC/MCC Exc
    - M87.037 Idiopathic aseptic necrosis of right carpus CC HCC RxHCC CC/MCC Exc
    - M87.038 Idiopathic aseptic necrosis of left carpus CC HCC RxHCC CC/MCC Exc
    - M87.039 Idiopathic aseptic necrosis of unspecified carpus CC HCC RxHCC CC/MCC Exc
  - M87.04 Idiopathic aseptic necrosis of hand and fingers
    Idiopathic aseptic necrosis of metacarpals and phalanges of hands
    - M87.041 Idiopathic aseptic necrosis of right hand CC HCC RxHCC CC/MCC Exc
    - M87.042 Idiopathic aseptic necrosis of left hand CC HCC RxHCC CC/MCC Exc
    - M87.043 Idiopathic aseptic necrosis of unspecified hand CC HCC RxHCC CC/MCC Exc
    - M87.044 Idiopathic aseptic necrosis of right finger(s) CC HCC RxHCC CC/MCC Exc
    - M87.045 Idiopathic aseptic necrosis of left finger(s) CC HCC RxHCC CC/MCC Exc
    - M87.046 Idiopathic aseptic necrosis of unspecified finger(s) CC HCC RxHCC CC/MCC Exc

- M87.05 Idiopathic aseptic necrosis of pelvis and femur
  - M87.050 Idiopathic aseptic necrosis of pelvis CC HCC RxHCC CC/MCC Exc
  - M87.051 Idiopathic aseptic necrosis of right femur CC HCC RxHCC CC/MCC Exc
  - M87.052 Idiopathic aseptic necrosis of left femur CC HCC RxHCC CC/MCC Exc
  - M87.059 Idiopathic aseptic necrosis of unspecified femur CC HCC RxHCC CC/MCC Exc
    - Idiopathic aseptic necrosis of hip NOS
- M87.06 Idiopathic aseptic necrosis of tibia and fibula
  - M87.061 Idiopathic aseptic necrosis of right tibia CC HCC RxHCC CC/MCC Exc
  - M87.062 Idiopathic aseptic necrosis of left tibia CC HCC RxHCC CC/MCC Exc
  - M87.063 Idiopathic aseptic necrosis of unspecified tibia CC HCC RxHCC CC/MCC Exc
  - M87.064 Idiopathic aseptic necrosis of right fibula CC HCC RxHCC CC/MCC Exc
  - M87.065 Idiopathic aseptic necrosis of left fibula CC HCC RxHCC CC/MCC Exc
  - M87.066 Idiopathic aseptic necrosis of unspecified fibula CC HCC RxHCC CC/MCC Exc
- M87.07 Idiopathic aseptic necrosis of ankle, foot and toes
  - Idiopathic aseptic necrosis of metatarsus, tarsus, and phalanges of toes
  - M87.071 Idiopathic aseptic necrosis of right ankle CC HCC RxHCC CC/MCC Exc
  - M87.072 Idiopathic aseptic necrosis of left ankle CC HCC RxHCC CC/MCC Exc
  - M87.073 Idiopathic aseptic necrosis of unspecified ankle CC HCC RxHCC CC/MCC Exc
  - M87.074 Idiopathic aseptic necrosis of right foot CC HCC RxHCC CC/MCC Exc
  - M87.075 Idiopathic aseptic necrosis of left foot CC HCC RxHCC CC/MCC Exc
  - M87.076 Idiopathic aseptic necrosis of unspecified foot CC HCC RxHCC CC/MCC Exc
  - M87.077 Idiopathic aseptic necrosis of right toe(s) CC HCC RxHCC CC/MCC Exc
  - M87.078 Idiopathic aseptic necrosis of left toe(s) CC HCC RxHCC CC/MCC Exc
  - M87.079 Idiopathic aseptic necrosis of unspecified toe(s) CC HCC RxHCC CC/MCC Exc
- M87.08 Idiopathic aseptic necrosis of bone, other site CC HCC RxHCC CC/MCC Exc
- M87.09 Idiopathic aseptic necrosis of bone, multiple sites CC HCC RxHCC CC/MCC Exc

5th M87.1 Osteonecrosis due to drugs

Use additional code for adverse effect, if applicable, to identify drug (T36-T50 with fifth or sixth character 5)

M87.10 Osteonecrosis due to drugs, unspecified bone CC RxHCC CC/MCC Exc

6th M87.11 Osteonecrosis due to drugs, shoulder

M87.111 Osteonecrosis due to drugs, right shoulder CC RxHCC CC/MCC Exc

M87.112 Osteonecrosis due to drugs, left shoulder CC RxHCC CC/MCC Exc

M87.119 Osteonecrosis due to drugs, unspecified shoulder CC RxHCC CC/MCC Exc

6th M87.12 Osteonecrosis due to drugs, humerus

M87.121 Osteonecrosis due to drugs, right humerus CC RxHCC CC/MCC Exc

M87.122 Osteonecrosis due to drugs, left humerus CC RxHCC CC/MCC Exc

M87.129 Osteonecrosis due to drugs, unspecified humerus CC RxHCC CC/MCC Exc

6th M87.13 Osteonecrosis due to drugs of radius, ulna and carpus

M87.131 Osteonecrosis due to drugs of right radius CC RxHCC CC/MCC Exc

M87.132 Osteonecrosis due to drugs of left radius CC RxHCC CC/MCC Exc

M87.133 Osteonecrosis due to drugs of unspecified radius CC RxHCC CC/MCC Exc

M87.134 Osteonecrosis due to drugs of right ulna CC RxHCC CC/MCC Exc

M87.135 Osteonecrosis due to drugs of left ulna CC RxHCC CC/MCC Exc

M87.136 Osteonecrosis due to drugs of unspecified ulna CC RxHCC CC/MCC Exc

M87.137 Osteonecrosis due to drugs of right carpus CC RxHCC CC/MCC Exc

M87.138 Osteonecrosis due to drugs of left carpus CC RxHCC CC/MCC Exc

M87.139 Osteonecrosis due to drugs of unspecified carpus CC RxHCC CC/MCC Exc

6th M87.14 Osteonecrosis due to drugs, hand and fingers

M87.141 Osteonecrosis due to drugs, right hand CC RxHCC CC/MCC Exc

M87.142 Osteonecrosis due to drugs, left hand CC RxHCC CC/MCC Exc

M87.143 Osteonecrosis due to drugs, unspecified hand CC RxHCC CC/MCC Exc

M87.144 Osteonecrosis due to drugs, right finger(s) CC RxHCC CC/MCC Exc

M87.145 Osteonecrosis due to drugs, left finger(s) CC RxHCC CC/MCC Exc

M87.146 Osteonecrosis due to drugs, unspecified finger(s) CC RxHCC CC/MCC Exc

- M87.15 Osteonecrosis due to drugs, pelvis and femur
  - M87.150 Osteonecrosis due to drugs, pelvis CC RxHCC CC/MCC Exc
  - M87.151 Osteonecrosis due to drugs, right femur CC RxHCC CC/MCC Exc
  - M87.152 Osteonecrosis due to drugs, left femur CC RxHCC CC/MCC Exc
  - M87.159 Osteonecrosis due to drugs, unspecified femur CC RxHCC CC/MCC Exc
- M87.16 Osteonecrosis due to drugs, tibia and fibula
  - M87.161 Osteonecrosis due to drugs, right tibia CC RxHCC CC/MCC Exc
  - M87.162 Osteonecrosis due to drugs, left tibia CC RxHCC CC/MCC Exc
  - M87.163 Osteonecrosis due to drugs, unspecified tibia CC RxHCC CC/MCC Exc
  - M87.164 Osteonecrosis due to drugs, right fibula CC RxHCC CC/MCC Exc
  - M87.165 Osteonecrosis due to drugs, left fibula CC RxHCC CC/MCC Exc
  - M87.166 Osteonecrosis due to drugs, unspecified fibula CC RxHCC CC/MCC Exc
- M87.17 Osteonecrosis due to drugs, ankle, foot and toes
  - M87.171 Osteonecrosis due to drugs, right ankle CC RxHCC CC/MCC Exc
  - M87.172 Osteonecrosis due to drugs, left ankle CC RxHCC CC/MCC Exc
  - M87.173 Osteonecrosis due to drugs, unspecified ankle CC RxHCC CC/MCC Exc
  - M87.174 Osteonecrosis due to drugs, right foot CC RxHCC CC/MCC Exc
  - M87.175 Osteonecrosis due to drugs, left foot CC RxHCC CC/MCC Exc
  - M87.176 Osteonecrosis due to drugs, unspecified foot CC RxHCC CC/MCC Exc
  - M87.177 Osteonecrosis due to drugs, right toe(s) CC RxHCC CC/MCC Exc
  - M87.178 Osteonecrosis due to drugs, left toe(s) CC RxHCC CC/MCC Exc
  - M87.179 Osteonecrosis due to drugs, unspecified toe(s) CC RxHCC CC/MCC Exc
- M87.18 Osteonecrosis due to drugs, other site
  - M87.180 Osteonecrosis due to drugs, jaw CC RxHCC CC/MCC Exc
  - M87.188 Osteonecrosis due to drugs, other site CC RxHCC CC/MCC Exc
- M87.19 Osteonecrosis due to drugs, multiple sites CC RxHCC CC/MCC Exc

- M87.2 Osteonecrosis due to previous trauma
  - M87.20 Osteonecrosis due to previous trauma, unspecified bone CC HCC RxHCC CC/MCC Exc
  - M87.21 Osteonecrosis due to previous trauma, shoulder
    - M87.211 Osteonecrosis due to previous trauma, right shoulder CC HCC RxHCC CC/MCC Exc
    - M87.212 Osteonecrosis due to previous trauma, left shoulder CC HCC RxHCC CC/MCC Exc
    - M87.219 Osteonecrosis due to previous trauma, unspecified shoulder CC HCC RxHCC CC/MCC Exc
  - M87.22 Osteonecrosis due to previous trauma, humerus
    - M87.221 Osteonecrosis due to previous trauma, right humerus CC HCC RxHCC CC/MCC Exc
    - M87.222 Osteonecrosis due to previous trauma, left humerus CC HCC RxHCC CC/MCC Exc
    - M87.229 Osteonecrosis due to previous trauma, unspecified humerus CC HCC RxHCC CC/MCC Exc
  - M87.23 Osteonecrosis due to previous trauma of radius, ulna and carpus
    - M87.231 Osteonecrosis due to previous trauma of right radius CC HCC RxHCC CC/MCC Exc
    - M87.232 Osteonecrosis due to previous trauma of left radius CC HCC RxHCC CC/MCC Exc
    - M87.233 Osteonecrosis due to previous trauma of unspecified radius CC HCC RxHCC CC/MCC Exc
    - M87.234 Osteonecrosis due to previous trauma of right ulna CC HCC RxHCC CC/MCC Exc
    - M87.235 Osteonecrosis due to previous trauma of left ulna CC HCC RxHCC CC/MCC Exc
    - M87.236 Osteonecrosis due to previous trauma of unspecified ulna CC HCC RxHCC CC/MCC Exc
    - M87.237 Osteonecrosis due to previous trauma of right carpus CC HCC RxHCC CC/MCC Exc
    - M87.238 Osteonecrosis due to previous trauma of left carpus CC HCC RxHCC CC/MCC Exc
    - M87.239 Osteonecrosis due to previous trauma of unspecified carpus CC HCC RxHCC CC/MCC Exc
  - M87.24 Osteonecrosis due to previous trauma, hand and fingers
    - M87.241 Osteonecrosis due to previous trauma, right hand CC HCC RxHCC CC/MCC Exc
    - M87.242 Osteonecrosis due to previous trauma, left hand CC HCC RxHCC CC/MCC Exc
    - M87.243 Osteonecrosis due to previous trauma, unspecified hand CC HCC RxHCC CC/MCC Exc
    - M87.244 Osteonecrosis due to previous trauma, right finger(s) CC HCC RxHCC CC/MCC Exc
    - M87.245 Osteonecrosis due to previous trauma, left finger(s) CC HCC RxHCC CC/MCC Exc
    - M87.246 Osteonecrosis due to previous trauma, unspecified finger(s) CC HCC RxHCC CC/MCC Exc

- M87.25 Osteonecrosis due to previous trauma, pelvis and femur
  - M87.250 Osteonecrosis due to previous trauma, pelvis CC HCC RxHCC CC/MCC Ex0
  - M87.251 Osteonecrosis due to previous trauma, right femur CC HCC RxHCC CC/MCC Ex0
  - M87.252 Osteonecrosis due to previous trauma, left femur CC HCC RxHCC CC/MCC Ex0
  - M87.256 Osteonecrosis due to previous trauma, unspecified femur CC HCC RxHCC CC/MCC Ex0
- M87.26 Osteonecrosis due to previous trauma, tibia and fibula
  - M87.261 Osteonecrosis due to previous trauma, right tibia CC HCC RxHCC CC/MCC Ex0
  - M87.262 Osteonecrosis due to previous trauma, left tibia CC HCC RxHCC CC/MCC Ex0
  - M87.263 Osteonecrosis due to previous trauma, unspecified tibia CC HCC RxHCC CC/MCC Ex0
  - M87.264 Osteonecrosis due to previous trauma, right fibula CC HCC RxHCC CC/MCC Ex0
  - M87.265 Osteonecrosis due to previous trauma, left fibula CC HCC RxHCC CC/MCC Ex0
  - M87.266 Osteonecrosis due to previous trauma, unspecified fibula CC HCC RxHCC CC/MCC Ex0
- M87.27 Osteonecrosis due to previous trauma, ankle, foot and toes
  - M87.271 Osteonecrosis due to previous trauma, right ankle CC HCC RxHCC CC/MCC Ex0
  - M87.272 Osteonecrosis due to previous trauma, left ankle CC HCC RxHCC CC/MCC Ex0
  - M87.273 Osteonecrosis due to previous trauma, unspecified ankle CC HCC RxHCC CC/MCC Ex0
  - M87.274 Osteonecrosis due to previous trauma, right foot CC HCC RxHCC CC/MCC Ex0
  - M87.275 Osteonecrosis due to previous trauma, left foot CC HCC RxHCC CC/MCC Ex0
  - M87.276 Osteonecrosis due to previous trauma, unspecified foot CC HCC RxHCC CC/MCC Ex0
  - M87.277 Osteonecrosis due to previous trauma, right toe(s) CC HCC RxHCC CC/MCC Ex0
  - M87.278 Osteonecrosis due to previous trauma, left toe(s) CC HCC RxHCC CC/MCC Ex0
  - M87.279 Osteonecrosis due to previous trauma, unspecified toe(s) CC HCC RxHCC CC/MCC Ex0
- M87.28 Osteonecrosis due to previous trauma, other site CC HCC RxHCC CC/MCC Ex0
- M87.29 Osteonecrosis due to previous trauma, multiple sites CC HCC RxHCC CC/MCC Ex0

- M87.3 Other secondary osteonecrosis
  - M87.30 Other secondary osteonecrosis, unspecified bone CC HCC RxHCC CC/MCC Exp
  - M87.31 Other secondary osteonecrosis, shoulder
    - M87.311 Other secondary osteonecrosis, right shoulder CC HCC RxHCC CC/MCC Exp
    - M87.312 Other secondary osteonecrosis, left shoulder CC HCC RxHCC CC/MCC Exp
    - M87.319 Other secondary osteonecrosis, unspecified shoulder CC HCC RxHCC CC/MCC Exp
  - M87.32 Other secondary osteonecrosis, humerus
    - M87.321 Other secondary osteonecrosis, right humerus CC HCC RxHCC CC/MCC Exp
    - M87.322 Other secondary osteonecrosis, left humerus CC HCC RxHCC CC/MCC Exp
    - M87.329 Other secondary osteonecrosis, unspecified humerus CC HCC RxHCC CC/MCC Exp
  - M87.33 Other secondary osteonecrosis of radius, ulna and carpus
    - M87.331 Other secondary osteonecrosis of right radius CC HCC RxHCC CC/MCC Exp
    - M87.332 Other secondary osteonecrosis of left radius CC HCC RxHCC CC/MCC Exp
    - M87.333 Other secondary osteonecrosis of unspecified radius CC HCC RxHCC CC/MCC Exp
    - M87.334 Other secondary osteonecrosis of right ulna CC HCC RxHCC CC/MCC Exp
    - M87.335 Other secondary osteonecrosis of left ulna CC HCC RxHCC CC/MCC Exp
    - M87.336 Other secondary osteonecrosis of unspecified ulna CC HCC RxHCC CC/MCC Exp
    - M87.337 Other secondary osteonecrosis of right carpus CC HCC RxHCC CC/MCC Exp
    - M87.338 Other secondary osteonecrosis of left carpus CC HCC RxHCC CC/MCC Exp
    - M87.339 Other secondary osteonecrosis of unspecified carpus CC HCC RxHCC CC/MCC Exp
  - M87.34 Other secondary osteonecrosis, hand and fingers
    - M87.341 Other secondary osteonecrosis, right hand CC HCC RxHCC CC/MCC Exp
    - M87.342 Other secondary osteonecrosis, left hand CC HCC RxHCC CC/MCC Exp
    - M87.343 Other secondary osteonecrosis, unspecified hand CC HCC RxHCC CC/MCC Exp
    - M87.344 Other secondary osteonecrosis, right finger(s) CC HCC RxHCC CC/MCC Exp
    - M87.345 Other secondary osteonecrosis, left finger(s) CC HCC RxHCC CC/MCC Exp
    - M87.346 Other secondary osteonecrosis, unspecified finger(s) CC HCC RxHCC CC/MCC Exp

- M87.35 Other secondary osteonecrosis, pelvis and femur
  - M87.350 Other secondary osteonecrosis, pelvis CC HCC RxHCC CC/MCC Exc
  - M87.351 Other secondary osteonecrosis, right femur CC HCC RxHCC CC/MCC Exc
  - M87.352 Other secondary osteonecrosis, left femur CC HCC RxHCC CC/MCC Exc
  - M87.353 Other secondary osteonecrosis, unspecified femur CC HCC RxHCC CC/MCC Exc
- M87.36 Other secondary osteonecrosis, tibia and fibula
  - M87.361 Other secondary osteonecrosis, right tibia CC HCC RxHCC CC/MCC Exc
  - M87.362 Other secondary osteonecrosis, left tibia CC HCC RxHCC CC/MCC Exc
  - M87.363 Other secondary osteonecrosis, unspecified tibia CC HCC RxHCC CC/MCC Exc
  - M87.364 Other secondary osteonecrosis, right fibula CC HCC RxHCC CC/MCC Exc
  - M87.365 Other secondary osteonecrosis, left fibula CC HCC RxHCC CC/MCC Exc
  - M87.366 Other secondary osteonecrosis, unspecified fibula CC HCC RxHCC CC/MCC Exc
- M87.37 Other secondary osteonecrosis, ankle and foot
  - M87.371 Other secondary osteonecrosis, right ankle CC HCC RxHCC CC/MCC Exc
  - M87.372 Other secondary osteonecrosis, left ankle CC HCC RxHCC CC/MCC Exc
  - M87.373 Other secondary osteonecrosis, unspecified ankle CC HCC RxHCC CC/MCC Exc
  - M87.374 Other secondary osteonecrosis, right foot CC HCC RxHCC CC/MCC Exc
  - M87.375 Other secondary osteonecrosis, left foot CC HCC RxHCC CC/MCC Exc
  - M87.376 Other secondary osteonecrosis, unspecified foot CC HCC RxHCC CC/MCC Exc
  - M87.377 Other secondary osteonecrosis, right toe(s) CC HCC RxHCC CC/MCC Exc
  - M87.378 Other secondary osteonecrosis, left toe(s) CC HCC RxHCC CC/MCC Exc
  - M87.379 Other secondary osteonecrosis, unspecified toe(s) CC HCC RxHCC CC/MCC Exc
- M87.38 Other secondary osteonecrosis, other site CC HCC RxHCC CC/MCC Exc
- M87.39 Other secondary osteonecrosis, multiple sites CC HCC RxHCC CC/MCC Exc

- M87.8 Other osteonecrosis
  - M87.80 Other osteonecrosis, unspecified bone CC HCC RxHCC CC/MCC Exc
  - M87.81 Other osteonecrosis, shoulder
    - M87.811 Other osteonecrosis, right shoulder CC HCC RxHCC CC/MCC Exc
    - M87.812 Other osteonecrosis, left shoulder CC HCC RxHCC CC/MCC Exc
    - M87.819 Other osteonecrosis, unspecified shoulder CC HCC RxHCC CC/MCC Exc
  - M87.82 Other osteonecrosis, humerus
    - M87.821 Other osteonecrosis, right humerus CC HCC RxHCC CC/MCC Exc
    - M87.822 Other osteonecrosis, left humerus CC HCC RxHCC CC/MCC Exc
    - M87.829 Other osteonecrosis, unspecified humerus CC HCC RxHCC CC/MCC Exc
  - M87.83 Other osteonecrosis of radius, ulna and carpus
    - M87.831 Other osteonecrosis of right radius CC HCC RxHCC CC/MCC Exc
    - M87.832 Other osteonecrosis of left radius CC HCC RxHCC CC/MCC Exc
    - M87.833 Other osteonecrosis of unspecified radius CC HCC RxHCC CC/MCC Exc
    - M87.834 Other osteonecrosis of right ulna CC HCC RxHCC CC/MCC Exc
    - M87.835 Other osteonecrosis of left ulna CC HCC RxHCC CC/MCC Exc
    - M87.836 Other osteonecrosis of unspecified ulna CC HCC RxHCC CC/MCC Exc
    - M87.837 Other osteonecrosis of right carpus CC HCC RxHCC CC/MCC Exc
    - M87.838 Other osteonecrosis of left carpus CC HCC RxHCC CC/MCC Exc
    - M87.839 Other osteonecrosis of unspecified carpus CC HCC RxHCC CC/MCC Exc
  - M87.84 Other osteonecrosis, hand and fingers
    - M87.841 Other osteonecrosis, right hand CC HCC RxHCC CC/MCC Exc
    - M87.842 Other osteonecrosis, left hand CC HCC RxHCC CC/MCC Exc
    - M87.843 Other osteonecrosis, unspecified hand CC HCC RxHCC CC/MCC Exc
    - M87.844 Other osteonecrosis, right finger(s) CC HCC RxHCC CC/MCC Exc
    - M87.845 Other osteonecrosis, left finger(s) CC HCC RxHCC CC/MCC Exc
    - M87.849 Other osteonecrosis, unspecified finger(s) CC HCC RxHCC CC/MCC Exc

- M87.85 Other osteonecrosis, pelvis and femur
  - M87.850 Other osteonecrosis, pelvis CC HCC RxHCC CC/MCC Ex0
  - M87.851 Other osteonecrosis, right femur CC HCC RxHCC CC/MCC Ex0
  - M87.852 Other osteonecrosis, left femur CC HCC RxHCC CC/MCC Ex0
  - M87.859 Other osteonecrosis, unspecified femur CC HCC RxHCC CC/MCC Ex0
- M87.86 Other osteonecrosis, tibia and fibula
  - M87.861 Other osteonecrosis, right tibia CC HCC RxHCC CC/MCC Ex0
  - M87.862 Other osteonecrosis, left tibia CC HCC RxHCC CC/MCC Ex0
  - M87.863 Other osteonecrosis, unspecified tibia CC HCC RxHCC CC/MCC Ex0
  - M87.864 Other osteonecrosis, right fibula CC HCC RxHCC CC/MCC Ex0
  - M87.865 Other osteonecrosis, left fibula CC HCC RxHCC CC/MCC Ex0
  - M87.869 Other osteonecrosis, unspecified fibula CC HCC RxHCC CC/MCC Ex0
- M87.87 Other osteonecrosis, ankle, foot and toes
  - M87.871 Other osteonecrosis, right ankle CC HCC RxHCC CC/MCC Ex0
  - M87.872 Other osteonecrosis, left ankle CC HCC RxHCC CC/MCC Ex0
  - M87.873 Other osteonecrosis, unspecified ankle CC HCC RxHCC CC/MCC Ex0
  - M87.874 Other osteonecrosis, right foot CC HCC RxHCC CC/MCC Ex0
  - M87.875 Other osteonecrosis, left foot CC HCC RxHCC CC/MCC Ex0
  - M87.876 Other osteonecrosis, unspecified foot CC HCC RxHCC CC/MCC Ex0
  - M87.877 Other osteonecrosis, right toe(s) CC HCC RxHCC CC/MCC Ex0
  - M87.878 Other osteonecrosis, left toe(s) CC HCC RxHCC CC/MCC Ex0
  - M87.879 Other osteonecrosis, unspecified toe(s) CC HCC RxHCC CC/MCC Ex0
- M87.88 Other osteonecrosis, other site CC HCC RxHCC CC/MCC Ex0
- M87.89 Other osteonecrosis, multiple sites CC HCC RxHCC CC/MCC Ex0

M87.9 Osteonecrosis, unspecified CC HCC RxHCC CC/MCC Ex0

Necrosis of bone NOS

- M88 Osteitis deformans [Paget's disease of bone]
  - EXCLUDES1 *osteitis deformans in neoplastic disease (M90.6)*
  - M88.0 Osteitis deformans of skull CC/MCC Ex0
  - M88.1 Osteitis deformans of vertebrae CC/MCC Ex0
  - M88.8 Osteitis deformans of other bones
    - M88.81 Osteitis deformans of shoulder
      - M88.811 Osteitis deformans of right shoulder CC/MCC Ex0
      - M88.812 Osteitis deformans of left shoulder CC/MCC Ex0
      - M88.819 Osteitis deformans of unspecified shoulder CC/MCC Ex0
    - M88.82 Osteitis deformans of upper arm
      - M88.821 Osteitis deformans of right upper arm CC/MCC Ex0
      - M88.822 Osteitis deformans of left upper arm CC/MCC Ex0
      - M88.829 Osteitis deformans of unspecified upper arm CC/MCC Ex0
    - M88.83 Osteitis deformans of forearm
      - M88.831 Osteitis deformans of right forearm CC/MCC Ex0
      - M88.832 Osteitis deformans of left forearm CC/MCC Ex0
      - M88.839 Osteitis deformans of unspecified forearm CC/MCC Ex0
    - M88.84 Osteitis deformans of hand
      - M88.841 Osteitis deformans of right hand CC/MCC Ex0
      - M88.842 Osteitis deformans of left hand CC/MCC Ex0
      - M88.849 Osteitis deformans of unspecified hand CC/MCC Ex0
    - M88.85 Osteitis deformans of thigh
      - M88.851 Osteitis deformans of right thigh CC/MCC Ex0
      - M88.852 Osteitis deformans of left thigh CC/MCC Ex0
      - M88.859 Osteitis deformans of unspecified thigh CC/MCC Ex0

6th M88.85 Osteitis deformans of thigh
M88.851 Osteitis deformans of right thigh CC/MCC Exc
M88.852 Osteitis deformans of left thigh CC/MCC Exc
M88.859 Osteitis deformans of unspecified thigh CC/MCC Exc
6th M88.86 Osteitis deformans of lower leg
M88.861 Osteitis deformans of right lower leg CC/MCC Exc
M88.862 Osteitis deformans of left lower leg CC/MCC Exc
M88.869 Osteitis deformans of unspecified lower leg CC/MCC Exc
6th M88.87 Osteitis deformans of ankle and foot
M88.871 Osteitis deformans of right ankle and foot CC/MCC Exc
M88.872 Osteitis deformans of left ankle and foot CC/MCC Exc
M88.879 Osteitis deformans of unspecified ankle and foot CC/MCC Exc
M88.88 Osteitis deformans of other bones CC/MCC Exc
EXCLUDES *osteitis deformans of skull (M88.0)*
osteitis deformans of vertebrae (M88.1)
M88.89 Osteitis deformans of multiple sites CC/MCC Exc
M88.9 Osteitis deformans of unspecified bone CC/MCC Exc
4th M89 Other disorders of bone
5th M89.0 Algoneurodystrophy
DEFINITION: Algoneurodystrophy is a form of complex regional pain syndrome, also known as reflex sympathetic dystrophy.
Shoulder-hand syndrome
Sudeck's atrophy
EXCLUDES *causalgia, lower limb (G57.7-)*
causalgia, upper limb (G56.4-)
complex regional pain syndrome II, lower limb (G57.7-)
complex regional pain syndrome II, upper limb (G56.4-)
reflex sympathetic dystrophy (G90.5-)
M89.00 Algoneurodystrophy, unspecified site

- M89.01 Algoneurodystrophy, shoulder
  - M89.011 Algoneurodystrophy, right shoulder
  - M89.012 Algoneurodystrophy, left shoulder
  - M89.019 Algoneurodystrophy, unspecified shoulder
- M89.02 Algoneurodystrophy, upper arm
  - M89.021 Algoneurodystrophy, right upper arm
  - M89.022 Algoneurodystrophy, left upper arm
  - M89.029 Algoneurodystrophy, unspecified upper arm
- M89.03 Algoneurodystrophy, forearm
  - M89.031 Algoneurodystrophy, right forearm
  - M89.032 Algoneurodystrophy, left forearm
  - M89.039 Algoneurodystrophy, unspecified forearm
- M89.04 Algoneurodystrophy, hand
  - M89.041 Algoneurodystrophy, right hand
  - M89.042 Algoneurodystrophy, left hand
  - M89.049 Algoneurodystrophy, unspecified hand
- M89.05 Algoneurodystrophy, thigh
  - M89.051 Algoneurodystrophy, right thigh
  - M89.052 Algoneurodystrophy, left thigh
  - M89.059 Algoneurodystrophy, unspecified thigh
- M89.06 Algoneurodystrophy, lower leg
  - M89.061 Algoneurodystrophy, right lower leg
  - M89.062 Algoneurodystrophy, left lower leg
  - M89.069 Algoneurodystrophy, unspecified lower leg
- M89.07 Algoneurodystrophy, ankle and foot
  - M89.071 Algoneurodystrophy, right ankle and foot
  - M89.072 Algoneurodystrophy, left ankle and foot
  - M89.079 Algoneurodystrophy, unspecified ankle and foot
- M89.08 Algoneurodystrophy, other site
- M89.09 Algoneurodystrophy, multiple sites

- M89.1 Physeal arrest
  - Arrest of growth plate
  - Epiphyseal arrest
  - Growth plate arrest
  - M89.12 Physeal arrest, humerus
    - M89.121 Complete physeal arrest, right proximal humerus
    - M89.122 Complete physeal arrest, left proximal humerus
    - M89.123 Partial physeal arrest, right proximal humerus
    - M89.124 Partial physeal arrest, left proximal humerus
    - M89.125 Complete physeal arrest, right distal humerus
    - M89.126 Complete physeal arrest, left distal humerus
    - M89.127 Partial physeal arrest, right distal humerus
    - M89.128 Partial physeal arrest, left distal humerus
    - M89.129 Physeal arrest, humerus, unspecified
  - M89.13 Physeal arrest, forearm
    - M89.131 Complete physeal arrest, right distal radius
    - M89.132 Complete physeal arrest, left distal radius
    - M89.133 Partial physeal arrest, right distal radius
    - M89.134 Partial physeal arrest, left distal radius
    - M89.138 Other physeal arrest of forearm
    - M89.139 Physeal arrest, forearm, unspecified
  - M89.15 Physeal arrest, femur
    - M89.151 Complete physeal arrest, right proximal femur
    - M89.152 Complete physeal arrest, left proximal femur
    - M89.153 Partial physeal arrest, right proximal femur
    - M89.154 Partial physeal arrest, left proximal femur
    - M89.155 Complete physeal arrest, right distal femur
    - M89.156 Complete physeal arrest, left distal femur
    - M89.157 Partial physeal arrest, right distal femur
    - M89.158 Partial physeal arrest, left distal femur
    - M89.159 Physeal arrest, femur, unspecified

- M89.16 Physeal arrest, lower leg
  - M89.160 Complete physeal arrest, right proximal tibia
  - M89.161 Complete physeal arrest, left proximal tibia
  - M89.162 Partial physeal arrest, right proximal tibia
  - M89.163 Partial physeal arrest, left proximal tibia
  - M89.164 Complete physeal arrest, right distal tibia
  - M89.165 Complete physeal arrest, left distal tibia
  - M89.166 Partial physeal arrest, right distal tibia
  - M89.167 Partial physeal arrest, left distal tibia
  - M89.168 Other physeal arrest of lower leg
  - M89.169 Physeal arrest, lower leg, unspecified
- M89.18 Physeal arrest, other site

M89.2 Other disorders of bone development and growth

- M89.20 Other disorders of bone development and growth, unspecified site CC/MCC Ex0
- M89.21 Other disorders of bone development and growth, shoulder
  - M89.211 Other disorders of bone development and growth, right shoulder CC/MCC Ex0
  - M89.212 Other disorders of bone development and growth, left shoulder CC/MCC Ex0
  - M89.219 Other disorders of bone development and growth, unspecified shoulder CC/MCC Ex0
- M89.22 Other disorders of bone development and growth, humerus
  - M89.221 Other disorders of bone development and growth, right humerus CC/MCC Ex0
  - M89.222 Other disorders of bone development and growth, left humerus CC/MCC Ex0
  - M89.229 Other disorders of bone development and growth, unspecified humerus CC/MCC Ex0
- M89.23 Other disorders of bone development and growth, ulna and radius
  - M89.231 Other disorders of bone development and growth, right ulna CC/MCC Ex0
  - M89.232 Other disorders of bone development and growth, left ulna CC/MCC Ex0
  - M89.233 Other disorders of bone development and growth, right radius CC/MCC Ex0
  - M89.234 Other disorders of bone development and growth, left radius CC/MCC Ex0
  - M89.239 Other disorders of bone development and growth, unspecified ulna and radius CC/MCC Ex0

- M89.24 Other disorders of bone development and growth, hand
  - M89.241 Other disorders of bone development and growth, right hand CC/MCC Ex0
  - M89.242 Other disorders of bone development and growth, left hand CC/MCC Ex0
  - M89.249 Other disorders of bone development and growth, unspecified hand CC/MCC Ex0
- M89.25 Other disorders of bone development and growth, femur
  - M89.251 Other disorders of bone development and growth, right femur CC/MCC Ex0
  - M89.252 Other disorders of bone development and growth, left femur CC/MCC Ex0
  - M89.259 Other disorders of bone development and growth, unspecified femur CC/MCC Ex0
- M89.26 Other disorders of bone development and growth, tibia and fibula
  - M89.261 Other disorders of bone development and growth, right tibia CC/MCC Ex0
  - M89.262 Other disorders of bone development and growth, left tibia CC/MCC Ex0
  - M89.263 Other disorders of bone development and growth, right fibula CC/MCC Ex0
  - M89.264 Other disorders of bone development and growth, left fibula CC/MCC Ex0
  - M89.269 Other disorders of bone development and growth, unspecified lower leg CC/MCC Ex0
- M89.27 Other disorders of bone development and growth, ankle and foot
  - M89.271 Other disorders of bone development and growth, right ankle and foot CC/MCC Ex0
  - M89.272 Other disorders of bone development and growth, left ankle and foot CC/MCC Ex0
  - M89.279 Other disorders of bone development and growth, unspecified ankle and foot CC/MCC Ex0
- M89.28 Other disorders of bone development and growth, other site CC/MCC Ex0
- M89.29 Other disorders of bone development and growth, multiple sites CC/MCC Ex0

- M89.3 Hypertrophy of bone
  - M89.30 Hypertrophy of bone, unspecified site CC/MCC Ex0
- M89.31 Hypertrophy of bone, shoulder
  - M89.311 Hypertrophy of bone, right shoulder CC/MCC Ex0
  - M89.312 Hypertrophy of bone, left shoulder CC/MCC Ex0
  - M89.319 Hypertrophy of bone, unspecified shoulder CC/MCC Ex0

- M89.32 Hypertrophy of bone, humerus
  - M89.321 Hypertrophy of bone, right humerus CC/MCC Ex0
  - M89.322 Hypertrophy of bone, left humerus CC/MCC Ex0
  - M89.329 Hypertrophy of bone, unspecified humerus CC/MCC Ex0
- M89.33 Hypertrophy of bone, ulna and radius
  - M89.331 Hypertrophy of bone, right ulna CC/MCC Ex0
  - M89.332 Hypertrophy of bone, left ulna CC/MCC Ex0
  - M89.333 Hypertrophy of bone, right radius CC/MCC Ex0
  - M89.334 Hypertrophy of bone, left radius CC/MCC Ex0
  - M89.339 Hypertrophy of bone, unspecified ulna and radius CC/MCC Ex0
- M89.34 Hypertrophy of bone, hand
  - M89.341 Hypertrophy of bone, right hand CC/MCC Ex0
  - M89.342 Hypertrophy of bone, left hand CC/MCC Ex0
  - M89.349 Hypertrophy of bone, unspecified hand CC/MCC Ex0
- M89.35 Hypertrophy of bone, femur
  - M89.351 Hypertrophy of bone, right femur CC/MCC Ex0
  - M89.352 Hypertrophy of bone, left femur CC/MCC Ex0
  - M89.359 Hypertrophy of bone, unspecified femur CC/MCC Ex0
- M89.36 Hypertrophy of bone, tibia and fibula
  - M89.361 Hypertrophy of bone, right tibia CC/MCC Ex0
  - M89.362 Hypertrophy of bone, left tibia CC/MCC Ex0
  - M89.363 Hypertrophy of bone, right fibula CC/MCC Ex0
  - M89.364 Hypertrophy of bone, left fibula CC/MCC Ex0
  - M89.369 Hypertrophy of bone, unspecified tibia and fibula CC/MCC Ex0
- M89.37 Hypertrophy of bone, ankle and foot
  - M89.371 Hypertrophy of bone, right ankle and foot CC/MCC Ex0
  - M89.372 Hypertrophy of bone, left ankle and foot CC/MCC Ex0
  - M89.379 Hypertrophy of bone, unspecified ankle and foot CC/MCC Ex0
- M89.38 Hypertrophy of bone, other site CC/MCC Ex0
- M89.39 Hypertrophy of bone, multiple sites CC/MCC Ex0

- M89.4 Other hypertrophic osteoarthropathy
  - Marie-Bamberger disease
  - Pachydermoperiostosis
  - M89.40 Other hypertrophic osteoarthropathy, unspecified site
  - M89.41 Other hypertrophic osteoarthropathy, shoulder
    - M89.411 Other hypertrophic osteoarthropathy, right shoulder
    - M89.412 Other hypertrophic osteoarthropathy, left shoulder
    - M89.419 Other hypertrophic osteoarthropathy, unspecified shoulder
  - M89.42 Other hypertrophic osteoarthropathy, upper arm
    - M89.421 Other hypertrophic osteoarthropathy, right upper arm
    - M89.422 Other hypertrophic osteoarthropathy, left upper arm
    - M89.429 Other hypertrophic osteoarthropathy, unspecified upper arm
  - M89.43 Other hypertrophic osteoarthropathy, forearm
    - M89.431 Other hypertrophic osteoarthropathy, right forearm
    - M89.432 Other hypertrophic osteoarthropathy, left forearm
    - M89.439 Other hypertrophic osteoarthropathy, unspecified forearm
  - M89.44 Other hypertrophic osteoarthropathy, hand
    - M89.441 Other hypertrophic osteoarthropathy, right hand
    - M89.442 Other hypertrophic osteoarthropathy, left hand
    - M89.449 Other hypertrophic osteoarthropathy, unspecified hand
  - M89.45 Other hypertrophic osteoarthropathy, thigh
    - M89.451 Other hypertrophic osteoarthropathy, right thigh
    - M89.452 Other hypertrophic osteoarthropathy, left thigh
    - M89.459 Other hypertrophic osteoarthropathy, unspecified thigh
  - M89.46 Other hypertrophic osteoarthropathy, lower leg
    - M89.461 Other hypertrophic osteoarthropathy, right lower leg
    - M89.462 Other hypertrophic osteoarthropathy, left lower leg
    - M89.469 Other hypertrophic osteoarthropathy, unspecified lower leg
  - M89.47 Other hypertrophic osteoarthropathy, ankle and foot
    - M89.471 Other hypertrophic osteoarthropathy, right ankle and foot
    - M89.472 Other hypertrophic osteoarthropathy, left ankle and foot
    - M89.479 Other hypertrophic osteoarthropathy, unspecified ankle and foot
  - M89.48 Other hypertrophic osteoarthropathy, other site
  - M89.49 Other hypertrophic osteoarthropathy, multiple sites

5th M89.5 Osteolysis

Use additional code to identify major osseous defect, if applicable (M89.7-)

DEFINITION *periprosthetic osteolysis of internal prosthetic joint (T84.05-)*

M89.50 Osteolysis, unspecified site CC/MCC Exc

6th M89.51 Osteolysis, shoulder

- M89.511 Osteolysis, right shoulder CC/MCC Exc
- M89.512 Osteolysis, left shoulder CC/MCC Exc
- M89.519 Osteolysis, unspecified shoulder CC/MCC Exc

6th M89.52 Osteolysis, upper arm

- M89.521 Osteolysis, right upper arm CC/MCC Exc
- M89.522 Osteolysis, left upper arm CC/MCC Exc
- M89.529 Osteolysis, unspecified upper arm CC/MCC Exc

6th M89.53 Osteolysis, forearm

- M89.531 Osteolysis, right forearm CC/MCC Exc
- M89.532 Osteolysis, left forearm CC/MCC Exc
- M89.539 Osteolysis, unspecified forearm CC/MCC Exc

6th M89.54 Osteolysis, hand

- M89.541 Osteolysis, right hand CC/MCC Exc
- M89.542 Osteolysis, left hand CC/MCC Exc
- M89.549 Osteolysis, unspecified hand CC/MCC Exc

6th M89.55 Osteolysis, thigh

- M89.551 Osteolysis, right thigh CC/MCC Exc
- M89.552 Osteolysis, left thigh CC/MCC Exc
- M89.559 Osteolysis, unspecified thigh CC/MCC Exc

6th M89.56 Osteolysis, lower leg

- M89.561 Osteolysis, right lower leg CC/MCC Exc
- M89.562 Osteolysis, left lower leg CC/MCC Exc
- M89.569 Osteolysis, unspecified lower leg CC/MCC Exc

6th M89.57 Osteolysis, ankle and foot

- M89.571 Osteolysis, right ankle and foot CC/MCC Exc
- M89.572 Osteolysis, left ankle and foot CC/MCC Exc
- M89.579 Osteolysis, unspecified ankle and foot CC/MCC Exc

M89.58 Osteolysis, other site CC/MCC Exc

M89.59 Osteolysis, multiple sites CC/MCC Exc

- M89.6 Osteopathy after poliomyelitis
  - **Use additional** code (B91) to identify previous poliomyelitis
  - EXCLUDES1 *postpolio syndrome (G14)*
  - M89.60 Osteopathy after poliomyelitis, unspecified site HCC
  - M89.61 Osteopathy after poliomyelitis, shoulder
    - M89.611 Osteopathy after poliomyelitis, right shoulder HCC
    - M89.612 Osteopathy after poliomyelitis, left shoulder HCC
    - M89.619 Osteopathy after poliomyelitis, unspecified shoulder HCC
  - M89.62 Osteopathy after poliomyelitis, upper arm
    - M89.621 Osteopathy after poliomyelitis, right upper arm HCC
    - M89.622 Osteopathy after poliomyelitis, left upper arm HCC
    - M89.629 Osteopathy after poliomyelitis, unspecified upper arm HCC
  - M89.63 Osteopathy after poliomyelitis, forearm
    - M89.631 Osteopathy after poliomyelitis, right forearm HCC
    - M89.632 Osteopathy after poliomyelitis, left forearm HCC
    - M89.639 Osteopathy after poliomyelitis, unspecified forearm HCC
  - M89.64 Osteopathy after poliomyelitis, hand
    - M89.641 Osteopathy after poliomyelitis, right hand HCC
    - M89.642 Osteopathy after poliomyelitis, left hand HCC
    - M89.649 Osteopathy after poliomyelitis, unspecified hand HCC
  - M89.65 Osteopathy after poliomyelitis, thigh
    - M89.651 Osteopathy after poliomyelitis, right thigh HCC
    - M89.652 Osteopathy after poliomyelitis, left thigh HCC
    - M89.659 Osteopathy after poliomyelitis, unspecified thigh HCC
  - M89.66 Osteopathy after poliomyelitis, lower leg
    - M89.661 Osteopathy after poliomyelitis, right lower leg HCC
    - M89.662 Osteopathy after poliomyelitis, left lower leg HCC
    - M89.669 Osteopathy after poliomyelitis, unspecified lower leg HCC
  - M89.67 Osteopathy after poliomyelitis, ankle and foot
    - M89.671 Osteopathy after poliomyelitis, right ankle and foot HCC
    - M89.672 Osteopathy after poliomyelitis, left ankle and foot HCC
    - M89.679 Osteopathy after poliomyelitis, unspecified ankle and foot HCC
  - M89.68 Osteopathy after poliomyelitis, other site HCC
  - M89.69 Osteopathy after poliomyelitis, multiple sites HCC

5th M89.7 Major osseous defect

TIP: List first the code that describes the cause of the defect.

Code first underlying disease, if known, such as:

aseptic necrosis of bone (M87.-)

malignant neoplasm of bone (C40.-)

osteolysis (M89.5-)

osteomyelitis (M86.-)

osteonecrosis (M87.-)

osteoporosis (M80.-, M81.-)

periprosthetic osteolysis (T84.05-)

M89.70 **Major osseous defect, unspecified site**

6th M89.71 **Major osseous defect, shoulder region**

Major osseous defect clavicle or scapula

M89.711 **Major osseous defect, right shoulder region**

M89.712 **Major osseous defect, left shoulder region**

M89.719 **Major osseous defect, unspecified shoulder region**

6th M89.72 **Major osseous defect, humerus**

M89.721 **Major osseous defect, right humerus**

M89.722 **Major osseous defect, left humerus**

M89.729 **Major osseous defect, unspecified humerus**

6th M89.73 **Major osseous defect, forearm**

Major osseous defect of radius and ulna

M89.731 **Major osseous defect, right forearm**

M89.732 **Major osseous defect, left forearm**

M89.739 **Major osseous defect, unspecified forearm**

M89.74 Major osseous defect, hand

Major osseous defect of carpus, fingers, metacarpus

M89.741 Major osseous defect, right hand

M89.742 Major osseous defect, left hand

M89.749 Major osseous defect, unspecified hand

M89.75 Major osseous defect, pelvic region and thigh

Major osseous defect of femur and pelvis

M89.751 Major osseous defect, right pelvic region and thigh

M89.752 Major osseous defect, left pelvic region and thigh

M89.759 Major osseous defect, unspecified pelvic region and thigh

M89.76 Major osseous defect, lower leg

Major osseous defect of fibula and tibia

M89.761 Major osseous defect, right lower leg

M89.762 Major osseous defect, left lower leg

M89.769 Major osseous defect, unspecified lower leg

M89.77 Major osseous defect, ankle and foot

Major osseous defect of metatarsus, tarsus, toes

M89.771 Major osseous defect, right ankle and foot

M89.772 Major osseous defect, left ankle and foot

M89.779 Major osseous defect, unspecified ankle and foot

M89.78 Major osseous defect, other site

M89.79 Major osseous defect, multiple sites

5th M89.8 Other specified disorders of bone

Infantile cortical hyperostoses

Post-traumatic subperiosteal ossification

6th M89.8X Other specified disorders of bone

M89.8X0 Other specified disorders of bone, multiple sites CC/MCC Ex0

M89.8X1 Other specified disorders of bone, shoulder CC/MCC Ex0

M89.8X2 Other specified disorders of bone, upper arm CC/MCC Ex0

M89.8X3 Other specified disorders of bone, forearm CC/MCC Ex0

AHA: Q3 2019

M89.8X4 Other specified disorders of bone, hand CC/MCC Ex0

M89.8X5 Other specified disorders of bone, thigh CC/MCC Ex0

M89.8X6 Other specified disorders of bone, lower leg CC/MCC Ex0

M89.8X7 Other specified disorders of bone, ankle and foot CC/MCC Ex0

M89.8X8 Other specified disorders of bone, other site CC/MCC Ex0

AHA: Q2 2025, Q2 2023

M89.8X9 Other specified disorders of bone, unspecified site CC/MCC Ex0

M89.9 Disorder of bone, unspecified

4th M90 Osteopathies in diseases classified elsewhere

Excludes1 *osteochondritis, osteomyelitis, and osteopathy (in):*

cryptococcosis (B45.3)

diabetes mellitus (E08-E13 with .69-)

gonococcal (A54.43)

neurogenic syphilis (A52.11)

renal osteodystrophy (N25.0)

salmonellosis (A02.24)

secondary syphilis (A51.46)

syphilis (late) (A52.77)

5th M90.5 Osteonecrosis in diseases classified elsewhere

Code first underlying disease, such as:

caisson disease (T70.3)

hemoglobinopathy (D50-D64)

M90.50 Osteonecrosis in diseases classified elsewhere, unspecified site CC HCC RxHCC CC/MCC Exc

6th M90.51 Osteonecrosis in diseases classified elsewhere, shoulder

M90.511 Osteonecrosis in diseases classified elsewhere, right shoulder CC HCC RxHCC CC/MCC Exc

M90.512 Osteonecrosis in diseases classified elsewhere, left shoulder CC HCC RxHCC CC/MCC Exc

M90.519 Osteonecrosis in diseases classified elsewhere, unspecified shoulder CC HCC RxHCC CC/MCC Exc

6th M90.52 Osteonecrosis in diseases classified elsewhere, upper arm

M90.521 Osteonecrosis in diseases classified elsewhere, right upper arm CC HCC RxHCC CC/MCC Exc

M90.522 Osteonecrosis in diseases classified elsewhere, left upper arm CC HCC RxHCC CC/MCC Exc

M90.529 Osteonecrosis in diseases classified elsewhere, unspecified upper arm CC HCC RxHCC CC/MCC Exc

6th M90.53 Osteonecrosis in diseases classified elsewhere, forearm

M90.531 Osteonecrosis in diseases classified elsewhere, right forearm CC HCC RxHCC CC/MCC Exc

M90.532 Osteonecrosis in diseases classified elsewhere, left forearm CC HCC RxHCC CC/MCC Exc

M90.539 Osteonecrosis in diseases classified elsewhere, unspecified forearm CC HCC RxHCC CC/MCC Exc

6th M90.54 Osteonecrosis in diseases classified elsewhere, hand

M90.541 Osteonecrosis in diseases classified elsewhere, right hand CC HCC RxHCC CC/MCC Exc

M90.542 Osteonecrosis in diseases classified elsewhere, left hand CC HCC RxHCC CC/MCC Exc

M90.549 Osteonecrosis in diseases classified elsewhere, unspecified hand CC HCC RxHCC CC/MCC Exc

6th M90.55 Osteonecrosis in diseases classified elsewhere, thigh

M90.551 Osteonecrosis in diseases classified elsewhere, right thigh CC HCC RxHCC CC/MCC Exc

M90.552 Osteonecrosis in diseases classified elsewhere, left thigh CC HCC RxHCC CC/MCC Exc

M90.559 Osteonecrosis in diseases classified elsewhere, unspecified thigh CC HCC RxHCC CC/MCC Exc

6th M90.56 Osteonecrosis in diseases classified elsewhere, lower leg

M90.561 Osteonecrosis in diseases classified elsewhere, right lower leg CC HCC RxHCC CC/MCC Exc

M90.562 Osteonecrosis in diseases classified elsewhere, left lower leg CC HCC RxHCC CC/MCC Exc

M90.569 Osteonecrosis in diseases classified elsewhere, unspecified lower leg CC HCC RxHCC CC/MCC Exc

6th M90.57 Osteonecrosis in diseases classified elsewhere, ankle and foot

M90.571 Osteonecrosis in diseases classified elsewhere, right ankle and foot CC HCC RxHCC CC/MCC Exc

M90.572 Osteonecrosis in diseases classified elsewhere, left ankle and foot CC HCC RxHCC CC/MCC Exc

M90.579 Osteonecrosis in diseases classified elsewhere, unspecified ankle and foot CC HCC RxHCC CC/MCC Exc

M90.58 Osteonecrosis in diseases classified elsewhere, other site CC HCC RxHCC CC/MCC Exc

M90.59 Osteonecrosis in diseases classified elsewhere, multiple sites CC HCC RxHCC CC/MCC Exc

5th M90.6 Osteitis deformans in neoplastic diseases

Osteitis deformans in malignant neoplasm of bone

Code first the neoplasm (C40.-, C41.-)

Excludes1 *osteitis deformans [Paget's disease of bone] (M88.-)*

M90.60 Osteitis deformans in neoplastic diseases, unspecified site

6th M90.61 Osteitis deformans in neoplastic diseases, shoulder

- M90.611 Osteitis deformans in neoplastic diseases, right shoulder
- M90.612 Osteitis deformans in neoplastic diseases, left shoulder
- M90.619 Osteitis deformans in neoplastic diseases, unspecified shoulder

6th M90.62 Osteitis deformans in neoplastic diseases, upper arm

- M90.621 Osteitis deformans in neoplastic diseases, right upper arm
- M90.622 Osteitis deformans in neoplastic diseases, left upper arm
- M90.629 Osteitis deformans in neoplastic diseases, unspecified upper arm

6th M90.63 Osteitis deformans in neoplastic diseases, forearm

- M90.631 Osteitis deformans in neoplastic diseases, right forearm
- M90.632 Osteitis deformans in neoplastic diseases, left forearm
- M90.639 Osteitis deformans in neoplastic diseases, unspecified forearm

6th M90.64 Osteitis deformans in neoplastic diseases, hand

- M90.641 Osteitis deformans in neoplastic diseases, right hand
- M90.642 Osteitis deformans in neoplastic diseases, left hand
- M90.649 Osteitis deformans in neoplastic diseases, unspecified hand

6th M90.65 Osteitis deformans in neoplastic diseases, thigh

- M90.651 Osteitis deformans in neoplastic diseases, right thigh
- M90.652 Osteitis deformans in neoplastic diseases, left thigh
- M90.659 Osteitis deformans in neoplastic diseases, unspecified thigh

6th M90.66 Osteitis deformans in neoplastic diseases, lower leg

- M90.661 Osteitis deformans in neoplastic diseases, right lower leg
- M90.662 Osteitis deformans in neoplastic diseases, left lower leg
- M90.669 Osteitis deformans in neoplastic diseases, unspecified lower leg

6th M90.67 Osteitis deformans in neoplastic diseases, ankle and foot

- M90.671 Osteitis deformans in neoplastic diseases, right ankle and foot
- M90.672 Osteitis deformans in neoplastic diseases, left ankle and foot
- M90.679 Osteitis deformans in neoplastic diseases, unspecified ankle and foot

M90.68 Osteitis deformans in neoplastic diseases, other site

M90.69 Osteitis deformans in neoplastic diseases, multiple sites

- M90.8 Osteopathy in diseases classified elsewhere
  - Code first underlying disease, such as:
    - rickets (E55.0)
    - vitamin-D-resistant rickets (E83.31)
  - M90.80 Osteopathy in diseases classified elsewhere, unspecified site
  - M90.81 Osteopathy in diseases classified elsewhere, shoulder
    - M90.811 Osteopathy in diseases classified elsewhere, right shoulder
    - M90.812 Osteopathy in diseases classified elsewhere, left shoulder
    - M90.819 Osteopathy in diseases classified elsewhere, unspecified shoulder
  - M90.82 Osteopathy in diseases classified elsewhere, upper arm
    - M90.821 Osteopathy in diseases classified elsewhere, right upper arm
    - M90.822 Osteopathy in diseases classified elsewhere, left upper arm
    - M90.829 Osteopathy in diseases classified elsewhere, unspecified upper arm
  - M90.83 Osteopathy in diseases classified elsewhere, forearm
    - M90.831 Osteopathy in diseases classified elsewhere, right forearm
    - M90.832 Osteopathy in diseases classified elsewhere, left forearm
    - M90.839 Osteopathy in diseases classified elsewhere, unspecified forearm
  - M90.84 Osteopathy in diseases classified elsewhere, hand
    - M90.841 Osteopathy in diseases classified elsewhere, right hand
    - M90.842 Osteopathy in diseases classified elsewhere, left hand
    - M90.849 Osteopathy in diseases classified elsewhere, unspecified hand
  - M90.85 Osteopathy in diseases classified elsewhere, thigh
    - M90.851 Osteopathy in diseases classified elsewhere, right thigh
    - M90.852 Osteopathy in diseases classified elsewhere, left thigh
    - M90.859 Osteopathy in diseases classified elsewhere, unspecified thigh
  - M90.86 Osteopathy in diseases classified elsewhere, lower leg
    - M90.861 Osteopathy in diseases classified elsewhere, right lower leg
    - M90.862 Osteopathy in diseases classified elsewhere, left lower leg
    - M90.869 Osteopathy in diseases classified elsewhere, unspecified lower leg
  - M90.87 Osteopathy in diseases classified elsewhere, ankle and foot
    - M90.871 Osteopathy in diseases classified elsewhere, right ankle and foot
    - M90.872 Osteopathy in diseases classified elsewhere, left ankle and foot
    - M90.879 Osteopathy in diseases classified elsewhere, unspecified ankle and foot
  - M90.88 Osteopathy in diseases classified elsewhere, other site
  - M90.89 Osteopathy in diseases classified elsewhere, multiple sites

Chondropathies (M91-M94)

EXCLUDES1 *postprocedural chondropathies (M96.-)*

4th M91 Juvenile osteochondrosis of hip and pelvis

EXCLUDES1 *slipped upper femoral epiphysis (nontraumatic) (M93.0-)*

M91.0 Juvenile osteochondrosis of pelvis

Osteochondrosis (juvenile) of acetabulum
Osteochondrosis (juvenile) of iliac crest [Buchanan]
Osteochondrosis (juvenile) of ischiopubic synchondrosis [van Neck]
Osteochondrosis (juvenile) of symphysis pubis [Pierson]

5th M91.1 Juvenile osteochondrosis of head of femur [Legg-Calvé-Perthes]

M91.10 Juvenile osteochondrosis of head of femur [Legg-Calvé-Perthes], unspecified leg
M91.11 Juvenile osteochondrosis of head of femur [Legg-Calvé-Perthes], right leg
M91.12 Juvenile osteochondrosis of head of femur [Legg-Calvé-Perthes], left leg

5th M91.2 Coxa plana

Hip deformity due to previous juvenile osteochondrosis

M91.20 Coxa plana, unspecified hip
M91.21 Coxa plana, right hip
M91.22 Coxa plana, left hip

5th M91.3 Pseudocoxalgia

M91.30 Pseudocoxalgia, unspecified hip
M91.31 Pseudocoxalgia, right hip
M91.32 Pseudocoxalgia, left hip

5th M91.4 Coxa magna

M91.40 Coxa magna, unspecified hip
M91.41 Coxa magna, right hip
M91.42 Coxa magna, left hip

5th M91.8 Other juvenile osteochondrosis of hip and pelvis

Juvenile osteochondrosis after reduction of congenital dislocation of hip

M91.80 Other juvenile osteochondrosis of hip and pelvis, unspecified leg
M91.81 Other juvenile osteochondrosis of hip and pelvis, right leg
M91.82 Other juvenile osteochondrosis of hip and pelvis, left leg

5th M91.9 Juvenile osteochondrosis of hip and pelvis, unspecified

M91.90 Juvenile osteochondrosis of hip and pelvis, unspecified, unspecified leg
M91.91 Juvenile osteochondrosis of hip and pelvis, unspecified, right leg
M91.92 Juvenile osteochondrosis of hip and pelvis, unspecified, left leg

- M92 Other juvenile osteochondrosis
  - M92.0 Juvenile osteochondrosis of humerus
    - Osteochondrosis (juvenile) of capitulum of humerus [Panner]
    - Osteochondrosis (juvenile) of head of humerus [Haas]
    - M92.00 Juvenile osteochondrosis of humerus, unspecified arm
    - M92.01 Juvenile osteochondrosis of humerus, right arm
    - M92.02 Juvenile osteochondrosis of humerus, left arm
  - M92.1 Juvenile osteochondrosis of radius and ulna
    - Osteochondrosis (juvenile) of lower ulna [Burns]
    - Osteochondrosis (juvenile) of radial head [Brailsford]
    - M92.10 Juvenile osteochondrosis of radius and ulna, unspecified arm
    - M92.11 Juvenile osteochondrosis of radius and ulna, right arm
    - M92.12 Juvenile osteochondrosis of radius and ulna, left arm
  - M92.2 Juvenile osteochondrosis, hand
    - M92.20 Unspecified juvenile osteochondrosis, hand
      - M92.201 Unspecified juvenile osteochondrosis, right hand
      - M92.202 Unspecified juvenile osteochondrosis, left hand
      - M92.209 Unspecified juvenile osteochondrosis, unspecified hand
    - M92.21 Osteochondrosis (juvenile) of carpal lunate [Kienböck]
      - M92.211 Osteochondrosis (juvenile) of carpal lunate [Kienböck], right hand
      - M92.212 Osteochondrosis (juvenile) of carpal lunate [Kienböck], left hand
      - M92.219 Osteochondrosis (juvenile) of carpal lunate [Kienböck], unspecified hand
    - M92.22 Osteochondrosis (juvenile) of metacarpal heads [Mauclaire]
      - M92.221 Osteochondrosis (juvenile) of metacarpal heads [Mauclaire], right hand
      - M92.222 Osteochondrosis (juvenile) of metacarpal heads [Mauclaire], left hand
      - M92.229 Osteochondrosis (juvenile) of metacarpal heads [Mauclaire], unspecified hand
    - M92.29 Other juvenile osteochondrosis, hand
      - M92.291 Other juvenile osteochondrosis, right hand
      - M92.292 Other juvenile osteochondrosis, left hand
      - M92.299 Other juvenile osteochondrosis, unspecified hand

- M92.3 Other juvenile osteochondrosis, upper limb
  - M92.30 Other juvenile osteochondrosis, unspecified upper limb
  - M92.31 Other juvenile osteochondrosis, right upper limb
  - M92.32 Other juvenile osteochondrosis, left upper limb
- M92.4 Juvenile osteochondrosis of patella
  - Osteochondrosis (juvenile) of primary patellar center [Köhler]
  - Osteochondrosis (juvenile) of secondary patellar centre [Sinding Larsen]
  - M92.40 Juvenile osteochondrosis of patella, unspecified knee
  - M92.41 Juvenile osteochondrosis of patella, right knee
  - M92.42 Juvenile osteochondrosis of patella, left knee
- M92.5 Juvenile osteochondrosis of tibia and fibula
  - M92.50 Unspecified juvenile osteochondrosis of tibia and fibula
    - M92.501 Unspecified juvenile osteochondrosis, right leg
    - M92.502 Unspecified juvenile osteochondrosis, left leg
    - M92.503 Unspecified juvenile osteochondrosis, bilateral leg
    - M92.509 Unspecified juvenile osteochondrosis, unspecified leg
  - M92.51 Juvenile osteochondrosis of proximal tibia
    - Blount disease
    - Tibia vara
    - M92.511 Juvenile osteochondrosis of proximal tibia, right leg
    - M92.512 Juvenile osteochondrosis of proximal tibia, left leg
    - M92.513 Juvenile osteochondrosis of proximal tibia, bilateral
    - M92.519 Juvenile osteochondrosis of proximal tibia, unspecified leg
  - M92.52 Juvenile osteochondrosis of tibia tubercle
    - Osgood-Schlatter disease
    - M92.521 Juvenile osteochondrosis of tibia tubercle, right leg
    - M92.522 Juvenile osteochondrosis of tibia tubercle, left leg
    - M92.523 Juvenile osteochondrosis of tibia tubercle, bilateral
    - M92.529 Juvenile osteochondrosis of tibia tubercle, unspecified leg
  - M92.59 Other juvenile osteochondrosis of tibia and fibula
    - M92.591 Other juvenile osteochondrosis of tibia and fibula, right leg
    - M92.592 Other juvenile osteochondrosis of tibia and fibula, left leg
    - M92.593 Other juvenile osteochondrosis of tibia and fibula, bilateral
    - M92.599 Other juvenile osteochondrosis of tibia and fibula, unspecified leg

5th M92.6 **Juvenile osteochondrosis of tarsus**

Osteochondrosis (juvenile) of calcaneum [Sever]

Osteochondrosis (juvenile) of os tibiale externum [Haglund]

Osteochondrosis (juvenile) of talus [Diaz]

Osteochondrosis (juvenile) of tarsal navicular [Köhler]

M92.60 **Juvenile osteochondrosis of tarsus, unspecified ankle**

M92.61 **Juvenile osteochondrosis of tarsus, right ankle**

M92.62 **Juvenile osteochondrosis of tarsus, left ankle**

5th M92.7 **Juvenile osteochondrosis of metatarsus**

Osteochondrosis (juvenile) of fifth metatarsus [Iselin]

Osteochondrosis (juvenile) of second metatarsus [Freiberg]

M92.70 **Juvenile osteochondrosis of metatarsus, unspecified foot**

M92.71 **Juvenile osteochondrosis of metatarsus, right foot**

M92.72 **Juvenile osteochondrosis of metatarsus, left foot**

M92.8 **Other specified juvenile osteochondrosis**

M92.9 **Juvenile osteochondrosis, unspecified**

Juvenile apophysitis NOS

Juvenile epiphysitis NOS

Juvenile osteochondritis NOS

Juvenile osteochondrosis NOS

4th M93 **Other osteochondropathies**

Excludes1 *osteochondrosis of spine (M42.-)*

5th M93.0 **Slipped upper femoral epiphysis (nontraumatic)**

Slipped capital femoral epiphysis (SCFE)

Slipped upper femoral epiphysis (SUFE)

Use additional code for associated chondrolysis (M94.3)

M93.00 Unspecified slipped upper femoral epiphysis (nontraumatic)

- M93.001 Unspecified slipped upper femoral epiphysis (nontraumatic), right hip
- M93.002 Unspecified slipped upper femoral epiphysis (nontraumatic), left hip
- M93.003 Unspecified slipped upper femoral epiphysis (nontraumatic), unspecified hip
- M93.004 Unspecified slipped upper femoral epiphysis (nontraumatic), bilateral hips

AHA: Q4 2022

M93.01 Acute slipped upper femoral epiphysis, stable (nontraumatic)

- M93.011 Acute slipped upper femoral epiphysis, stable (nontraumatic), right hip
- M93.012 Acute slipped upper femoral epiphysis, stable (nontraumatic), left hip
- M93.013 Acute slipped upper femoral epiphysis, stable (nontraumatic), unspecified hip
- M93.014 Acute slipped upper femoral epiphysis, stable (nontraumatic), bilateral hips

AHA: Q4 2022

M93.02 Chronic slipped upper femoral epiphysis, stable (nontraumatic)

- M93.021 Chronic slipped upper femoral epiphysis, stable (nontraumatic), right hip
- M93.022 Chronic slipped upper femoral epiphysis, stable (nontraumatic), left hip
- M93.023 Chronic slipped upper femoral epiphysis, stable (nontraumatic), unspecified hip
- M93.024 Chronic slipped upper femoral epiphysis, stable (nontraumatic), bilateral hips

AHA: Q4 2022

M93.03 Acute on chronic slipped upper femoral epiphysis, stable (nontraumatic)

- M93.031 Acute on chronic slipped upper femoral epiphysis, stable (nontraumatic), right hip
- M93.032 Acute on chronic slipped upper femoral epiphysis, stable (nontraumatic), left hip
- M93.033 Acute on chronic slipped upper femoral epiphysis, stable (nontraumatic), unspecified hip
- M93.034 Acute on chronic slipped upper femoral epiphysis, stable (nontraumatic), bilateral hips

AHA: Q4 2022

M93.04 Acute slipped upper femoral epiphysis, unstable (nontraumatic)
- M93.041 Acute slipped upper femoral epiphysis, unstable (nontraumatic), right hip
  - AHA: Q4 2022
- M93.042 Acute slipped upper femoral epiphysis, unstable (nontraumatic), left hip
  - AHA: Q4 2022
- M93.043 Acute slipped upper femoral epiphysis, unstable (nontraumatic), unspecified hip
  - AHA: Q4 2022
- M93.044 Acute slipped upper femoral epiphysis, unstable (nontraumatic), bilateral hips
  - AHA: Q4 2022

M93.05 Acute on chronic slipped upper femoral epiphysis, unstable (nontraumatic)
- M93.051 Acute on chronic slipped upper femoral epiphysis, unstable (nontraumatic), right hip
  - AHA: Q4 2022
- M93.052 Acute on chronic slipped upper femoral epiphysis, unstable (nontraumatic), left hip
  - AHA: Q4 2022
- M93.053 Acute on chronic slipped upper femoral epiphysis, unstable (nontraumatic), unspecified hip
  - AHA: Q4 2022
- M93.054 Acute on chronic slipped upper femoral epiphysis, unstable (nontraumatic), bilateral hips
  - AHA: Q4 2022

M93.06 Acute slipped upper femoral epiphysis, unspecified stability (nontraumatic)
- M93.061 Acute slipped upper femoral epiphysis, unspecified stability (nontraumatic), right hip
  - AHA: Q4 2022
- M93.062 Acute slipped upper femoral epiphysis, unspecified stability (nontraumatic), left hip
  - AHA: Q4 2022
- M93.063 Acute slipped upper femoral epiphysis, unspecified stability (nontraumatic), unspecified hip
  - AHA: Q4 2022
- M93.064 Acute slipped upper femoral epiphysis, unspecified stability (nontraumatic), bilateral hips
  - AHA: Q4 2022

M93.07 Acute on chronic slipped upper femoral epiphysis, unspecified stability (nontraumatic)
- M93.071 Acute on chronic slipped upper femoral epiphysis, unspecified stability (nontraumatic), right hip
  - AHA: Q4 2022
- M93.072 Acute on chronic slipped upper femoral epiphysis, unspecified stability (nontraumatic), left hip
  - AHA: Q4 2022
- M93.073 Acute on chronic slipped upper femoral epiphysis, unspecified stability (nontraumatic), unspecified hip
  - AHA: Q4 2022
- M93.074 Acute on chronic slipped upper femoral epiphysis, unspecified stability (nontraumatic), bilateral hips
  - AHA: Q4 2022

M93.1 Kienböck's disease of adults A

Adult osteochondrosis of carpal lunates

- M93.2 Osteochondritis dissecans
  - M93.20 Osteochondritis dissecans of unspecified site
  - M93.21 Osteochondritis dissecans of shoulder
    - M93.211 Osteochondritis dissecans, right shoulder
    - M93.212 Osteochondritis dissecans, left shoulder
    - M93.219 Osteochondritis dissecans, unspecified shoulder
  - M93.22 Osteochondritis dissecans of elbow
    - M93.221 Osteochondritis dissecans, right elbow
    - M93.222 Osteochondritis dissecans, left elbow
    - M93.229 Osteochondritis dissecans, unspecified elbow
  - M93.23 Osteochondritis dissecans of wrist
    - M93.231 Osteochondritis dissecans, right wrist
    - M93.232 Osteochondritis dissecans, left wrist
    - M93.239 Osteochondritis dissecans, unspecified wrist
  - M93.24 Osteochondritis dissecans of joints of hand
    - M93.241 Osteochondritis dissecans, joints of right hand
    - M93.242 Osteochondritis dissecans, joints of left hand
    - M93.249 Osteochondritis dissecans, joints of unspecified hand
  - M93.25 Osteochondritis dissecans of hip
    - M93.251 Osteochondritis dissecans, right hip
    - M93.252 Osteochondritis dissecans, left hip
    - M93.259 Osteochondritis dissecans, unspecified hip
  - M93.26 Osteochondritis dissecans knee
    - M93.261 Osteochondritis dissecans, right knee
    - M93.262 Osteochondritis dissecans, left knee
    - M93.269 Osteochondritis dissecans, unspecified knee
  - M93.27 Osteochondritis dissecans of ankle and joints of foot
    - M93.271 Osteochondritis dissecans, right ankle and joints of right foot
    - M93.272 Osteochondritis dissecans, left ankle and joints of left foot
    - M93.279 Osteochondritis dissecans, unspecified ankle and joints of foot
  - M93.28 Osteochondritis dissecans other site
  - M93.29 Osteochondritis dissecans multiple sites

- 5th M93.8 Other specified osteochondropathies
  - M93.80 Other specified osteochondropathies of unspecified site
  - 6th M93.81 Other specified osteochondropathies of shoulder
    - M93.811 Other specified osteochondropathies, right shoulder
    - M93.812 Other specified osteochondropathies, left shoulder
    - M93.819 Other specified osteochondropathies, unspecified shoulder
  - 6th M93.82 Other specified osteochondropathies of upper arm
    - M93.821 Other specified osteochondropathies, right upper arm
    - M93.822 Other specified osteochondropathies, left upper arm
    - M93.829 Other specified osteochondropathies, unspecified upper arm
  - 6th M93.83 Other specified osteochondropathies of forearm
    - M93.831 Other specified osteochondropathies, right forearm
    - M93.832 Other specified osteochondropathies, left forearm
    - M93.839 Other specified osteochondropathies, unspecified forearm
  - 6th M93.84 Other specified osteochondropathies of hand
    - M93.841 Other specified osteochondropathies, right hand
    - M93.842 Other specified osteochondropathies, left hand
    - M93.849 Other specified osteochondropathies, unspecified hand
  - 6th M93.85 Other specified osteochondropathies of thigh
    - M93.851 Other specified osteochondropathies, right thigh
    - M93.852 Other specified osteochondropathies, left thigh
    - M93.859 Other specified osteochondropathies, unspecified thigh
  - 6th M93.86 Other specified osteochondropathies lower leg
    - M93.861 Other specified osteochondropathies, right lower leg
    - M93.862 Other specified osteochondropathies, left lower leg
    - M93.869 Other specified osteochondropathies, unspecified lower leg
  - 6th M93.87 Other specified osteochondropathies of ankle and foot
    - M93.871 Other specified osteochondropathies, right ankle and foot
    - M93.872 Other specified osteochondropathies, left ankle and foot
    - M93.879 Other specified osteochondropathies, unspecified ankle and foot
  - M93.88 Other specified osteochondropathies other
  - M93.89 Other specified osteochondropathies multiple sites

- M93.9 Osteochondropathy, unspecified
  - Apophysitis NOS
  - Epiphysitis NOS
  - Osteochondritis NOS
  - Osteochondrosis NOS
  - M93.90 Osteochondropathy, unspecified of unspecified site
  - M93.91 Osteochondropathy, unspecified of shoulder
    - M93.911 Osteochondropathy, unspecified, right shoulder
    - M93.912 Osteochondropathy, unspecified, left shoulder
    - M93.919 Osteochondropathy, unspecified, unspecified shoulder
  - M93.92 Osteochondropathy, unspecified of upper arm
    - M93.921 Osteochondropathy, unspecified, right upper arm
    - M93.922 Osteochondropathy, unspecified, left upper arm
    - M93.929 Osteochondropathy, unspecified, unspecified upper arm
  - M93.93 Osteochondropathy, unspecified of forearm
    - M93.931 Osteochondropathy, unspecified, right forearm
    - M93.932 Osteochondropathy, unspecified, left forearm
    - M93.939 Osteochondropathy, unspecified, unspecified forearm
  - M93.94 Osteochondropathy, unspecified of hand
    - M93.941 Osteochondropathy, unspecified, right hand
    - M93.942 Osteochondropathy, unspecified, left hand
    - M93.949 Osteochondropathy, unspecified, unspecified hand
  - M93.95 Osteochondropathy, unspecified of thigh
    - M93.951 Osteochondropathy, unspecified, right thigh
    - M93.952 Osteochondropathy, unspecified, left thigh
    - M93.959 Osteochondropathy, unspecified, unspecified thigh
  - M93.96 Osteochondropathy, unspecified lower leg
    - M93.961 Osteochondropathy, unspecified, right lower leg
    - M93.962 Osteochondropathy, unspecified, left lower leg
    - M93.969 Osteochondropathy, unspecified, unspecified lower leg
  - M93.97 Osteochondropathy, unspecified of ankle and foot
    - M93.971 Osteochondropathy, unspecified, right ankle and foot
    - M93.972 Osteochondropathy, unspecified, left ankle and foot
    - M93.979 Osteochondropathy, unspecified, unspecified ankle and foot
  - M93.98 Osteochondropathy, unspecified other
  - M93.99 Osteochondropathy, unspecified multiple sites

- M94 Other disorders of cartilage
  - M94.0 Chondrocostal junction syndrome [Tietze]
    - Costochondritis
  - M94.1 Relapsing polychondritis CC/MCC Exc
  - M94.2 Chondromalacia
    - Excludes1 *chondromalacia patellae (M22.4)*
    - M94.20 Chondromalacia, unspecified site
    - M94.21 Chondromalacia, shoulder
      - M94.211 Chondromalacia, right shoulder
      - M94.212 Chondromalacia, left shoulder
      - M94.219 Chondromalacia, unspecified shoulder
    - M94.22 Chondromalacia, elbow
      - M94.221 Chondromalacia, right elbow
      - M94.222 Chondromalacia, left elbow
      - M94.229 Chondromalacia, unspecified elbow
    - M94.23 Chondromalacia, wrist
      - M94.231 Chondromalacia, right wrist
      - M94.232 Chondromalacia, left wrist
      - M94.239 Chondromalacia, unspecified wrist
    - M94.24 Chondromalacia, joints of hand
      - M94.241 Chondromalacia, joints of right hand
      - M94.242 Chondromalacia, joints of left hand
      - M94.249 Chondromalacia, joints of unspecified hand
    - M94.25 Chondromalacia, hip
      - M94.251 Chondromalacia, right hip
      - M94.252 Chondromalacia, left hip
      - M94.259 Chondromalacia, unspecified hip

M94.26 Chondromalacia, knee

TIP: Commonly known as runner's knee.

M94.261 Chondromalacia, right knee

M94.262 Chondromalacia, left knee

M94.269 Chondromalacia, unspecified knee

M94.27 Chondromalacia, ankle and joints of foot

M94.271 Chondromalacia, right ankle and joints of right foot

M94.272 Chondromalacia, left ankle and joints of left foot

M94.279 Chondromalacia, unspecified ankle and joints of foot

M94.28 Chondromalacia, other site

M94.29 Chondromalacia, multiple sites

M94.3 Chondrolysis

DEFINITION: Chondrolysis is an abrupt loss of cartilage in a joint due to a severe type of arthritis.

Code first any associated slipped upper femoral epiphysis (nontraumatic) (M93.0-)

M94.35 Chondrolysis, hip

M94.351 Chondrolysis, right hip CC/MCC Ex0

M94.352 Chondrolysis, left hip CC/MCC Ex0

M94.359 Chondrolysis, unspecified hip CC/MCC Ex0

M94.8 Other specified disorders of cartilage

M94.8X Other specified disorders of cartilage

M94.8X0 Other specified disorders of cartilage, multiple sites CC/MCC Ex0

M94.8X1 Other specified disorders of cartilage, shoulder CC/MCC Ex0

M94.8X2 Other specified disorders of cartilage, upper arm CC/MCC Ex0

M94.8X3 Other specified disorders of cartilage, forearm CC/MCC Ex0

M94.8X4 Other specified disorders of cartilage, hand CC/MCC Ex0

M94.8X5 Other specified disorders of cartilage, thigh CC/MCC Ex0

M94.8X6 Other specified disorders of cartilage, lower leg CC/MCC Ex0

M94.8X7 Other specified disorders of cartilage, ankle and foot CC/MCC Ex0

M94.8X8 Other specified disorders of cartilage, other site CC/MCC Ex0

M94.8X9 Other specified disorders of cartilage, unspecified sites CC/MCC Ex0

M94.9 Disorder of cartilage, unspecified

Other disorders of the musculoskeletal system and connective tissue (M95)

4th M95 Other acquired deformities of musculoskeletal system and connective tissue

EXCLUDES *acquired absence of limbs and organs (Z89-Z90)*

acquired deformities of limbs (M20-M21)

congenital malformations and deformations of the musculoskeletal system (Q65-Q79)

deforming dorsopathies (M40-M43)

dentofacial anomalies [including malocclusion] (M26.-)

postprocedural musculoskeletal disorders (M96.-)

M95.0 Acquired deformity of nose

EXCLUDES *deviated nasal septum (J34.2)*

5th M95.1 Cauliflower ear

EXCLUDES *other acquired deformities of ear (H61.1)*

M95.10 Cauliflower ear, unspecified ear

M95.11 Cauliflower ear, right ear

M95.12 Cauliflower ear, left ear

M95.2 Other acquired deformity of head

AHA: Q1 2023, Q1 2022

M95.3 Acquired deformity of neck

M95.4 Acquired deformity of chest and rib

AHA: Q2 2022

M95.5 Acquired deformity of pelvis

EXCLUDES1 *maternal care for known or suspected disproportion (O33.-)*

M95.8 Other specified acquired deformities of musculoskeletal system

M95.9 Acquired deformity of musculoskeletal system, unspecified

Intraoperative and postprocedural complications and disorders of musculoskeletal system, not elsewhere classified (M96)

4th M96 **Intraoperative and postprocedural complications and disorders of musculoskeletal system, not elsewhere classified**

Excludes2 *arthropathy following intestinal bypass (M02.0-)*
complications of internal orthopedic prosthetic devices, implants and grafts (T84.-)
disorders associated with osteoporosis (M80)
periprosthetic fracture around internal prosthetic joint (M97.-)
presence of functional implants and other devices (Z96-Z97)

M96.0 **Pseudarthrosis after fusion or arthrodesis** CC CC/MCC Ex0

M96.1 **Postlaminectomy syndrome, not elsewhere classified**

AHA: Q1 2024

M96.2 **Postradiation kyphosis**

M96.3 **Postlaminectomy kyphosis**

M96.4 **Postsurgical lordosis**

M96.5 **Postradiation scoliosis**

5th M96.6 **Fracture of bone following insertion of orthopedic implant, joint prosthesis, or bone plate**

TIP: This category of code is used when a fracture occurs at the time of surgery - not to be confused with Category T84 which is used for a mechanical complication of a prosthesis.
Intraoperative fracture of bone during insertion of orthopedic implant, joint prosthesis, or bone plate

Excludes2 *complication of internal orthopedic devices, implants or grafts (T84.-)*

6th M96.62 **Fracture of humerus following insertion of orthopedic implant, joint prosthesis, or bone plate**

M96.621 **Fracture of humerus following insertion of orthopedic implant, joint prosthesis, or bone plate, right arm** CC CC/MCC Ex0

M96.622 **Fracture of humerus following insertion of orthopedic implant, joint prosthesis, or bone plate, left arm** CC CC/MCC Ex0

M96.629 **Fracture of humerus following insertion of orthopedic implant, joint prosthesis, or bone plate, unspecified arm** CC CC/MCC Ex0

6th M96.63 **Fracture of radius or ulna following insertion of orthopedic implant, joint prosthesis, or bone plate**

M96.631 **Fracture of radius or ulna following insertion of orthopedic implant, joint prosthesis, or bone plate, right arm** CC CC/MCC Ex0

M96.632 **Fracture of radius or ulna following insertion of orthopedic implant, joint prosthesis, or bone plate, left arm** CC CC/MCC Ex0

M96.639 **Fracture of radius or ulna following insertion of orthopedic implant, joint prosthesis, or bone plate, unspecified arm** CC CC/MCC Ex0

M96.65 **Fracture of pelvis following insertion of orthopedic implant, joint prosthesis, or bone plate** CC CC/MCC Ex0

6th M96.66 **Fracture of femur following insertion of orthopedic implant, joint prosthesis, or bone plate**

M96.661 **Fracture of femur following insertion of orthopedic implant, joint prosthesis, or bone plate, right leg** CC CC/MCC Ex0

M96.662 **Fracture of femur following insertion of orthopedic implant, joint prosthesis, or bone plate, left leg** CC CC/MCC Ex0

M96.669 **Fracture of femur following insertion of orthopedic implant, joint prosthesis, or bone plate, unspecified leg** CC CC/MCC Ex0

6th M96.67 **Fracture of tibia or fibula following insertion of orthopedic implant, joint prosthesis, or bone plate**

M96.671 **Fracture of tibia or fibula following insertion of orthopedic implant, joint prosthesis, or bone plate, right leg** CC CC/MCC Ex0

M96.672 **Fracture of tibia or fibula following insertion of orthopedic implant, joint prosthesis, or bone plate, left leg** CC CC/MCC Ex0

M96.679 **Fracture of tibia or fibula following insertion of orthopedic implant, joint prosthesis, or bone plate, unspecified leg** CC CC/MCC Ex0

M96.69 **Fracture of other bone following insertion of orthopedic implant, joint prosthesis, or bone plate** CC CC/MCC Ex0

5th M96.8 Other intraoperative and postprocedural complications and disorders of musculoskeletal system, not elsewhere classified

6th M96.81 Intraoperative hemorrhage and hematoma of a musculoskeletal structure complicating a procedure

Excludes1 *intraoperative hemorrhage and hematoma of a musculoskeletal structure due to accidental puncture and laceration during a procedure (M96.82-)*

M96.810 Intraoperative hemorrhage and hematoma of a musculoskeletal structure complicating a musculoskeletal system procedure CC CC/MCC Ex0

M96.811 Intraoperative hemorrhage and hematoma of a musculoskeletal structure complicating other procedure CC CC/MCC Ex0

6th M96.82 Accidental puncture and laceration of a musculoskeletal structure during a procedure

M96.820 Accidental puncture and laceration of a musculoskeletal structure during a musculoskeletal system procedure CC CC/MCC Ex0

M96.821 Accidental puncture and laceration of a musculoskeletal structure during other procedure CC CC/MCC Ex0

6th M96.83 Postprocedural hemorrhage of a musculoskeletal structure following a procedure

M96.830 Postprocedural hemorrhage of a musculoskeletal structure following a musculoskeletal system procedure CC CC/MCC Ex0

M96.831 Postprocedural hemorrhage of a musculoskeletal structure following other procedure CC CC/MCC Ex0

6th M96.84 Postprocedural hematoma and seroma of a musculoskeletal structure following a procedure

M96.840 Postprocedural hematoma of a musculoskeletal structure following a musculoskeletal system procedure CC CC/MCC Ex0

M96.841 Postprocedural hematoma of a musculoskeletal structure following other procedure CC CC/MCC Ex0

AHA: Q4 2016

M96.842 Postprocedural seroma of a musculoskeletal structure following a musculoskeletal system procedure CC CC/MCC Ex0

M96.843 Postprocedural seroma of a musculoskeletal structure following other procedure CC CC/MCC Ex0

AHA: Q2 2023, Q3 2018

M96.89 Other intraoperative and postprocedural complications and disorders of the musculoskeletal system CC CC/MCC Ex0

AHA: Q1 2024, Q2 2023, Q2 2022, Q1 2021

Instability of joint secondary to removal of joint prosthesis

Use additional code, if applicable, to further specify disorder

5th M96.A Fracture of ribs, sternum and thorax associated with compression of the chest and cardiopulmonary resuscitation

M96.A1 Fracture of sternum associated with chest compression and cardiopulmonary resuscitation CC CC/MCC Ex0

AHA: Q4 2022

Fracture of xiphoid process associated with chest compression and cardiopulmonary resuscitation

M96.A2 Fracture of one rib associated with chest compression and cardiopulmonary resuscitation CC CC/MCC Ex0

AHA: Q4 2022

M96.A3 Multiple fractures of ribs associated with chest compression and cardiopulmonary resuscitation CC CC/MCC Ex0

AHA: Q4 2022

M96.A4 Flail chest associated with chest compression and cardiopulmonary resuscitation MCC CC/MCC Ex0

AHA: Q4 2022

M96.A9 Other fracture associated with chest compression and cardiopulmonary resuscitation CC CC/MCC Ex0

AHA: Q4 2022

Periprosthetic fracture around internal prosthetic joint (M97)

4th **M97** Periprosthetic fracture around internal prosthetic joint

Code first, if known, the specific type and cause of fracture, such as traumatic or pathological

Excludes2 *fracture of bone following insertion of orthopedic implant, joint prosthesis or bone plate (M96.6-)*

breakage (fracture) of prosthetic joint (T84.01-)

The appropriate 7th character is to be added to each code from category M97

A = initial encounter

D = subsequent encounter

S = sequela

5th **M97.0** Periprosthetic fracture around internal prosthetic **hip** joint

7th **M97.01** Periprosthetic fracture around internal prosthetic **right** hip joint CC POA HCC CC/MCC Ex6

AHA: Q4 2016

7th **M97.02** Periprosthetic fracture around internal prosthetic **left** hip joint CC POA HCC CC/MCC Ex6

5th **M97.1** Periprosthetic fracture around internal prosthetic **knee** joint

7th **M97.11** Periprosthetic fracture around internal prosthetic **right** knee joint CC POA CC/MCC Ex6

7th **M97.12** Periprosthetic fracture around internal prosthetic **left** knee joint CC POA CC/MCC Ex6

5th **M97.2** Periprosthetic fracture around internal prosthetic **ankle** joint

7th **M97.21** Periprosthetic fracture around internal prosthetic **right** ankle joint CC POA CC/MCC Ex6

7th **M97.22** Periprosthetic fracture around internal prosthetic **left** ankle joint CC POA CC/MCC Ex6

5th **M97.3** Periprosthetic fracture around internal prosthetic **shoulder** joint

7th **M97.31** Periprosthetic fracture around internal prosthetic **right** shoulder joint CC POA CC/MCC Ex6

7th **M97.32** Periprosthetic fracture around internal prosthetic **left** shoulder joint CC POA CC/MCC Ex6

5th **M97.4** Periprosthetic fracture around internal prosthetic **elbow** joint

7th **M97.41** Periprosthetic fracture around internal prosthetic **right** elbow joint CC POA CC/MCC Ex6

7th **M97.42** Periprosthetic fracture around internal prosthetic **left** elbow joint CC POA CC/MCC Ex6

7th **M97.8** Periprosthetic fracture around **other** internal prosthetic joint CC POA CC/MCC Ex6

AHA: Q4 2016

Periprosthetic fracture around internal prosthetic finger joint

Periprosthetic fracture around internal prosthetic spinal joint

Periprosthetic fracture around internal prosthetic toe joint

Periprosthetic fracture around internal prosthetic wrist joint

Use additional code to identify the joint (Z96.6-)

7th **M97.9** Periprosthetic fracture around unspecified internal prosthetic joint CC POA CC/MCC Ex6

Biomechanical lesions, not elsewhere classified (M99)

4th M99 **Biomechanical lesions, not elsewhere classified**

DEFINITION: Biomechanical lesion is a pathologic condition involving loss of tissue or lesser joint function.

NOTES This category should not be used if the condition can be classified elsewhere.

5th M99.0 **Segmental and somatic dysfunction**

- M99.00 **Segmental and somatic dysfunction of head region**
- M99.01 **Segmental and somatic dysfunction of cervical region**
- M99.02 **Segmental and somatic dysfunction of thoracic region**
- M99.03 **Segmental and somatic dysfunction of lumbar region**
- M99.04 **Segmental and somatic dysfunction of sacral region**
- M99.05 **Segmental and somatic dysfunction of pelvic region**
- M99.06 **Segmental and somatic dysfunction of lower extremity**
- M99.07 **Segmental and somatic dysfunction of upper extremity**
- M99.08 **Segmental and somatic dysfunction of rib cage**
- M99.09 **Segmental and somatic dysfunction of abdomen and other regions**

5th M99.1 **Subluxation complex (vertebral)**

- M99.10 **Subluxation complex (vertebral) of head region** CC HAC CC/MCC Ex0
- M99.11 **Subluxation complex (vertebral) of cervical region** CC HAC CC/MCC Ex0
- M99.12 **Subluxation complex (vertebral) of thoracic region** CC/MCC Ex0
- M99.13 **Subluxation complex (vertebral) of lumbar region** CC/MCC Ex0
- M99.14 **Subluxation complex (vertebral) of sacral region** CC/MCC Ex0
- M99.15 **Subluxation complex (vertebral) of pelvic region** CC/MCC Ex0
- M99.16 **Subluxation complex (vertebral) of lower extremity** CC/MCC Ex0
- M99.17 **Subluxation complex (vertebral) of upper extremity** CC/MCC Ex0
- M99.18 **Subluxation complex (vertebral) of rib cage** CC HAC CC/MCC Ex0
- M99.19 **Subluxation complex (vertebral) of abdomen and other regions** CC/MCC Ex0

5th M99.2 Subluxation stenosis of neural canal

- M99.20 Subluxation stenosis of neural canal of head region
- M99.21 Subluxation stenosis of neural canal of cervical region
- M99.22 Subluxation stenosis of neural canal of thoracic region
- M99.23 Subluxation stenosis of neural canal of lumbar region
- M99.24 Subluxation stenosis of neural canal of sacral region
- M99.25 Subluxation stenosis of neural canal of pelvic region
- M99.26 Subluxation stenosis of neural canal of lower extremity
- M99.27 Subluxation stenosis of neural canal of upper extremity
- M99.28 Subluxation stenosis of neural canal of rib cage
- M99.29 Subluxation stenosis of neural canal of abdomen and other regions

5th M99.3 Osseous stenosis of neural canal

- M99.30 Osseous stenosis of neural canal of head region
- M99.31 Osseous stenosis of neural canal of cervical region
- M99.32 Osseous stenosis of neural canal of thoracic region
- M99.33 Osseous stenosis of neural canal of lumbar region
- M99.34 Osseous stenosis of neural canal of sacral region
- M99.35 Osseous stenosis of neural canal of pelvic region
- M99.36 Osseous stenosis of neural canal of lower extremity
- M99.37 Osseous stenosis of neural canal of upper extremity
- M99.38 Osseous stenosis of neural canal of rib cage
- M99.39 Osseous stenosis of neural canal of abdomen and other regions

5th M99.4 Connective tissue stenosis of neural canal

- M99.40 Connective tissue stenosis of neural canal of head region
- M99.41 Connective tissue stenosis of neural canal of cervical region
- M99.42 Connective tissue stenosis of neural canal of thoracic region
- M99.43 Connective tissue stenosis of neural canal of lumbar region
- M99.44 Connective tissue stenosis of neural canal of sacral region
- M99.45 Connective tissue stenosis of neural canal of pelvic region
- M99.46 Connective tissue stenosis of neural canal of lower extremity
- M99.47 Connective tissue stenosis of neural canal of upper extremity
- M99.48 Connective tissue stenosis of neural canal of rib cage
- M99.49 Connective tissue stenosis of neural canal of abdomen and other regions

- M99.5 Intervertebral disc stenosis of neural canal
  - M99.50 Intervertebral disc stenosis of neural canal of head region
  - M99.51 Intervertebral disc stenosis of neural canal of cervical region
  - M99.52 Intervertebral disc stenosis of neural canal of thoracic region
  - M99.53 Intervertebral disc stenosis of neural canal of lumbar region
  - M99.54 Intervertebral disc stenosis of neural canal of sacral region
  - M99.55 Intervertebral disc stenosis of neural canal of pelvic region
  - M99.56 Intervertebral disc stenosis of neural canal of lower extremity
  - M99.57 Intervertebral disc stenosis of neural canal of upper extremity
  - M99.58 Intervertebral disc stenosis of neural canal of rib cage
  - M99.59 Intervertebral disc stenosis of neural canal of abdomen and other regions
- M99.6 Osseous and subluxation stenosis of intervertebral foramina
  - M99.60 Osseous and subluxation stenosis of intervertebral foramina of head region
  - M99.61 Osseous and subluxation stenosis of intervertebral foramina of cervical region
  - M99.62 Osseous and subluxation stenosis of intervertebral foramina of thoracic region
  - M99.63 Osseous and subluxation stenosis of intervertebral foramina of lumbar region
  - M99.64 Osseous and subluxation stenosis of intervertebral foramina of sacral region
  - M99.65 Osseous and subluxation stenosis of intervertebral foramina of pelvic region
  - M99.66 Osseous and subluxation stenosis of intervertebral foramina of lower extremity
  - M99.67 Osseous and subluxation stenosis of intervertebral foramina of upper extremity
  - M99.68 Osseous and subluxation stenosis of intervertebral foramina of rib cage
  - M99.69 Osseous and subluxation stenosis of intervertebral foramina of abdomen and other regions

- M99.7 Connective tissue and disc stenosis of intervertebral foramina
  - M99.70 Connective tissue and disc stenosis of intervertebral foramina of head region
  - M99.71 Connective tissue and disc stenosis of intervertebral foramina of cervical region
  - M99.72 Connective tissue and disc stenosis of intervertebral foramina of thoracic region
  - M99.73 Connective tissue and disc stenosis of intervertebral foramina of lumbar region
  - M99.74 Connective tissue and disc stenosis of intervertebral foramina of sacral region
  - M99.75 Connective tissue and disc stenosis of intervertebral foramina of pelvic region
  - M99.76 Connective tissue and disc stenosis of intervertebral foramina of lower extremity
  - M99.77 Connective tissue and disc stenosis of intervertebral foramina of upper extremity
  - M99.78 Connective tissue and disc stenosis of intervertebral foramina of rib cage
  - M99.79 Connective tissue and disc stenosis of intervertebral foramina of abdomen and other regions
- M99.8 Other biomechanical lesions
  - M99.80 Other biomechanical lesions of head region
  - M99.81 Other biomechanical lesions of cervical region
  - M99.82 Other biomechanical lesions of thoracic region
  - M99.83 Other biomechanical lesions of lumbar region
  - M99.84 Other biomechanical lesions of sacral region
  - M99.85 Other biomechanical lesions of pelvic region
  - M99.86 Other biomechanical lesions of lower extremity
  - M99.87 Other biomechanical lesions of upper extremity
  - M99.88 Other biomechanical lesions of rib cage
  - M99.89 Other biomechanical lesions of abdomen and other regions
- M99.9 Biomechanical lesion, unspecified

Chapter 14: Diseases of Genitourinary System (N00-N99)

Chapter-Specific Coding Guidelines

I.C.14. Chapter 14: Diseases of Genitourinary System (N00-N99)

a. Chronic kidney disease

1) Stages of chronic kidney disease (CKD)

The ICD-10-CM classifies CKD based on severity. The severity of CKD is designated by stages 1-5. Stage 2, code N18.2, equates to mild CKD; stage 3, codes N18.30-N18.32, equate to moderate CKD; and stage 4, code N18.4, equates to severe CKD. Code N18.6, End stage renal disease (ESRD), is assigned when the provider has documented end-stage renal disease (ESRD).
If both a stage of CKD and ESRD are documented, assign code N18.6 only.

2) Chronic kidney disease and kidney transplant status

Patients who have undergone kidney transplant may still have some form of chronic kidney disease (CKD) because the kidney transplant may not fully restore kidney function. Therefore, the presence of CKD alone does not constitute a transplant complication. Assign the appropriate N18 code for the patient's stage of CKD and code Z94.0, Kidney transplant status. If a transplant complication such as failure or rejection or other transplant complication is documented, see section I.C.19.g for information on coding complications of a kidney transplant. If the documentation is unclear as to whether the patient has a complication of the transplant, query the provider.

3) Chronic kidney disease with other conditions

Patients with CKD may also suffer from other serious conditions, most commonly diabetes mellitus and hypertension. The sequencing of the CKD code in relationship to codes for other contributing conditions is based on the conventions in the Tabular List.

See I.C.9. Hypertensive chronic kidney disease.

See I.C.19. Chronic kidney disease and kidney transplant complications.

Anatomy of the Male Reproductive System

Introduction

The male reproductive system includes the external genitalia, and accessory ducts and glands, that function to procreate offspring.

1. **The male reproductive system (Figure 14.a) includes the following:**
   a) The primary sex organs (or the Testes/Male Gonads) that produce sperms and the male sex hormones.
   b) The accessory organs (or the scrotum and ducts) that support the testes and transport the sperm.
   c) The accessory glands that produce secretions for constituting the semen.
   d) The penis, which acts as a transporting and supporting structure of the male reproductive system

2. **The anatomy of structures/components of the male reproductive system is further described below:**
   a) **Scrotum**
      i) It is an extension from the abdominal wall that supports the testes.
      ii) It is divided into two lateral pouches via a septum, and each pouch contains a single testis.
      iii) The scrotal sac serves to provide protection to the sperms from the changes in the external environment.
   b) **The Testes**
      i) The testes are covered by a capsule of connective tissue, which is known as the tunica albuginea.
      ii) The tunica albuginea travels inwards to constitute a series of compartments, which are known as lobules.
      iii) A single lobule carries convoluted seminiferous tubules for spermatogenesis.
      iv) Male sex hormone (testosterone) is produced by the interstitial cells of Leydig that remain located in the individual lobules.
   c) **The Spermatozoa (or Mature Sperm Cell)**
      i) A typical sperm cell is composed of a head, a middle piece, and a tail (or flagellum)
      ii) Spermatozoa can survive up to a period of 48 hours in the female reproductive tract. Approximately three hundred million spermatozoa are produced on a daily basis in a male.
   d) **The Ducts of the Male Reproductive System**
      i) Convoluted seminiferous tubules of the testis contain the mature sperm cells.
      ii) A tightly coiled structure (or epididymis) is positioned on the posterior border of the testis.
      iii) The straightened epididymis is known as the ductus deferens (or vas deferens).
      iv) The spermatic cord is a sheath that contains the vas deferens and empties into the ejaculatory duct.
      v) The urethra is regarded as the terminal duct of the male reproductive system. The ejaculatory duct ejects the spermatozoa into the urethra. Moreover, the urethra provides a common passage for both sperm and urine.
      vi) The urethra traverses through the prostate gland, urogenital diaphragm, and penis.
   e) **The Accessory Glands**
      i) Paired seminal vesicles generate the alkaline viscous part of the semen and transfer it to the ejaculatory duct.
      ii) The prostate gland produces the semen that provides a medium to the sperm cells for swimming.
      iii) Bulbourethral glands (or Cowper's glands) generate the viscous mucus that acts as a lubricant for sexual intercourse.
   f) **Semen**
      i) Semen is a milky fluid, which is a mixture of the matured sperm cells and secretions of the accessory glands.
      ii) It provides a transport medium for the sperm.
   g) **The Penis**
      i) It acts to transport the matured sperms to the female reproductive tract.
      ii) It is composed of a shaft, and the terminal point of the shaft is known as the glans penis (or head). The head of the penis is covered with loose skin, which is called the prepuce or foreskin.

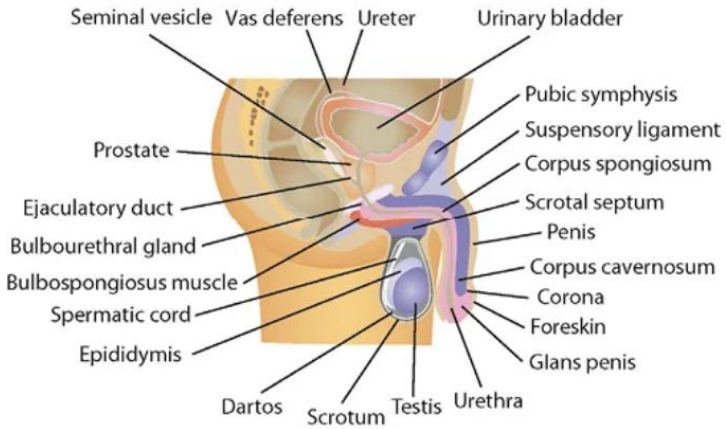

Figure 14.a Male Reproductive System Anatomy

Common Pathologies

Benign Prostate Hyperplasia

Benign prostate hyperplasia (BPH) (Figure 14.b) is a noncancerous enlargement of the prostate gland, typically in older males. It compresses the urethra and makes urination difficult. BPH symptoms are also known as lower urinary tract symptoms, or LUTS.

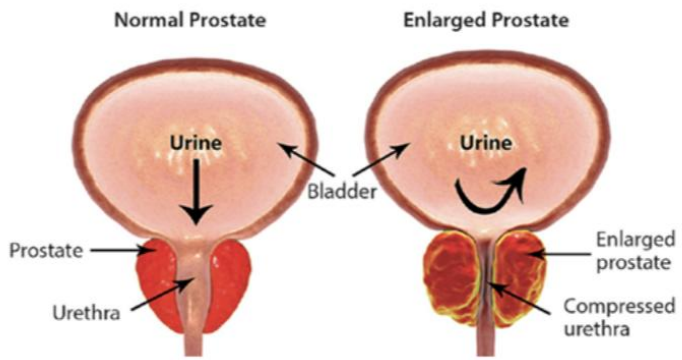

Figure 14.b Benign Prostatic Hyperplasia

Gynecomastia
Gynecomastia refers to enlargement of the male breast, common in adolescents and the elderly, which is due to an imbalance of sex hormones.

Hypospadias
Hypospadias is a medical condition present from birth in some males in which the opening of the urethra is on the underside of the penis instead of at its tip.

Orchitis
Orchitis, an inflammation of the testicles, results from infection with bacteria or the mumps virus. It can affect one or both testes.

Torsion of Testis
Testicular torsion is a painful condition in which the spermatic cord, which supplies blood to a testicle, twists and obstructs blood flow.

Hydrocele
Hydrocele refers to an abnormal accumulation of fluid in a sac-type structure, such as a testicle.

Phimosis
Phimosis is a painful condition in which the foreskin, or prepuce, cannot be retracted from the head, or glans, of the penis due to scarring or stricture.

Balanitis
Balanitis causes redness, swelling, and pain of the foreskin, or prepuce, due to inflammation or bacterial infection.

Anatomy of the Urinary System

Introduction

The urinary system, or urinary tract, is responsible for the regulation and elimination of water and solutes within the body.

1. **An Outline of the Urinary System (Figure 14.c)**
   a) Two Kidneys
   b) Two Ureters
   c) The Urinary Bladder
   d) The Urethra
   e) The urinary system maintains the state of homeostasis by regulating water and solutes in the human body.
   f) Kidneys produce the urine and function as the major filtering organs of the urinary system.
   g) Urine is composed of components like urea, water, ions, and toxic wastes that need to be regulated in the human body by the entire urinary system.

2. **The Functions of Kidneys**
   a) Excretion
   b) Maintenance of blood volume and concentration
   c) pH regulation
   d) Maintenance of blood pressure
   e) Maintenance of erythrocyte concentration
   f) The conversion of vitamin D to its active form (or calciferol).

3. **The Anatomy of Kidneys**
   a) Kidneys are situated between the parietal peritoneum and posterior wall of abdomen.
   b) There is a notch (known as hilum) located in the concave center of each kidney. The ureter exits the kidney, and blood vessels, lymph vessels and nerves enter and leave the kidney through the hilum.
   c) The kidney is surrounded by the following three layers:
      i) The innermost layer of the kidney is known as the renal capsule. It acts as a barrier against trauma and infection.
      ii) Adipose capsule is the middle layer of the kidney. It is made up of fatty tissue and protects the kidney from blows.
      iii) The renal fascia is the outermost layer of the kidney. It serves to attach the kidney to the abdominal wall.
   d) Cortex is the outer region of the kidney.
   e) Medulla is the inner area of the kidney.
   f) Renal pyramids are striated triangular structures that are found within the medulla. The bases of these pyramids face toward the cortex. However, their tips point to the center of the kidney and are known as the renal papillae.
   g) The renal columns constitute the cortical material that extends between the pyramids.
   h) The parenchyma of the kidney is formed by the cortex and renal pyramids.
   i) The parenchyma is further composed of the microscopic units or nephrons, which are the structural and functional units of the kidneys.
   j) The minor calyx is a funnel-shaped structure that surrounds the tip of each renal pyramid. The function of this minor calyx is to collect the urine from the ducts of the renal pyramids. The minor calyces integrate to constitute the major calyces.
   k) The renal pelvis is the large collecting funnel that is formed by a bunch of major calyces. The renal pelvis is further narrowed and extended to constitute the ureter.

4. The Ureter

a) It is the extension of the renal pelvis of the kidney and communicates with the urinary bladder.
b) They are two in number and carry urine from the renal pelvis to the urinary bladder.
c) Urine is expelled from the bladder by the act of micturition.

5. The Urethra

a) It is a thin walled tube that connects the floor of the urinary bladder to the genitals for the expulsion of fluids (urine, semen, etc.) out of the body.
b) It is located in the wall of the vagina and above the vaginal opening in females. The female urethral orifice is the opening of the urethra and situated between the vaginal opening and clitoris.
c) It lies below the bladder in males and travels through the prostate gland and penis.
d) The opening at the tip of the male penis is known as the male urethral orifice.
e) The external urethral sphincter is a striated muscle and provides voluntary control of urination.

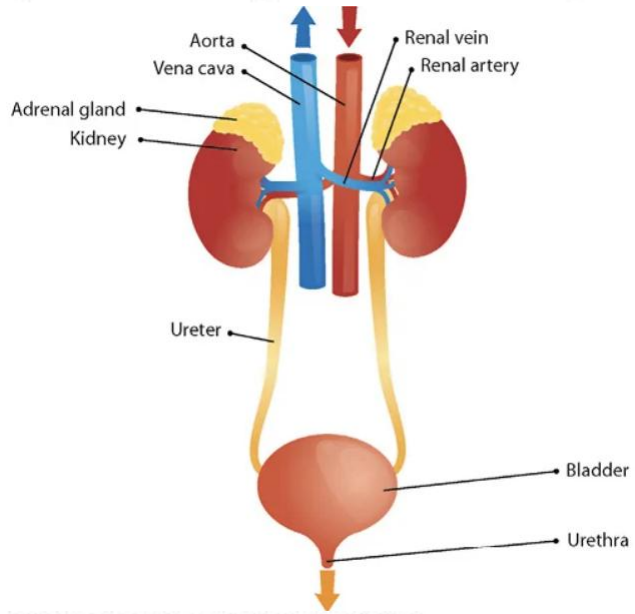

Figure 14.c Urinary System Anatomy

Common Pathologies

Glomerulonephritis (Figure 14.d)

Glomerulonephritis, also known as nephritic syndrome, is a disease of the kidney, characterized by inflammation of the glomeruli, small structures through which the kidney filters urine. Inflammation of the glomeruli prevents the kidneys from being able to filter the urine. Fluid and toxins then build up in the body and can lead to chronic renal failure, also known as chronic kidney failure (CKD).

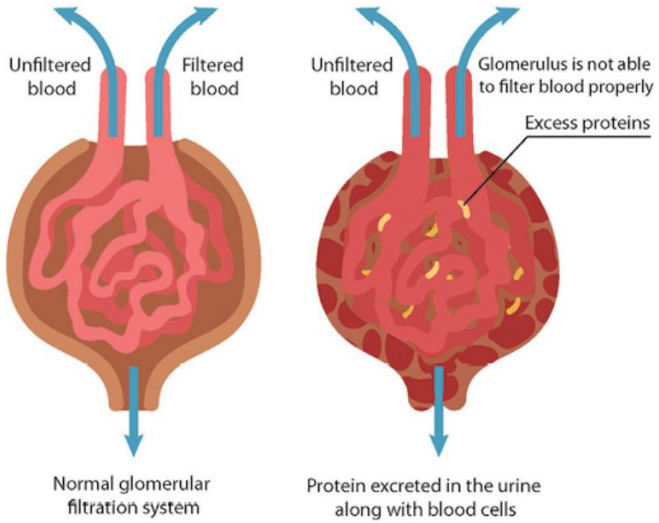

Figure 14.d Glomerulonephritis

Acute Renal Failure

Acute renal failure refers to the inability of the kidneys to filter waste products, resulting in the buildup of toxic substances in the blood.

Chronic Kidney Disease

Chronic kidney disease, or CKD, is a condition of gradual loss of kidney function, described in five stages, with stage 1 being the least severe and stage 5 being end stage renal disease, requiring dialysis or kidney transplant for treatment.

Bladder Cancer

Bladder cancer (Figure 14.e) is an abnormal growth of cells in the bladder, typically beginning in the lining of the bladder and then spreading throughout the bladder and to adjacent organs.

Hydronephrosis (Figure 14.g)

It is a condition where one or both kidneys become swollen due to a buildup of urine, due to obstruction in the urinary tract. This can lead to reduced kidney function and, if left untreated, may result in permanent kidney damage.

Polycystic Kidney Disease (PKD) (Figure 14.g)

It is a genetic disorder that causes numerous fluid-filled cysts to grow in the kidneys, leading to kidney enlargement and reduced kidney function. Over time, PKD can cause kidney failure and other complications, such as high blood pressure and liver cysts.

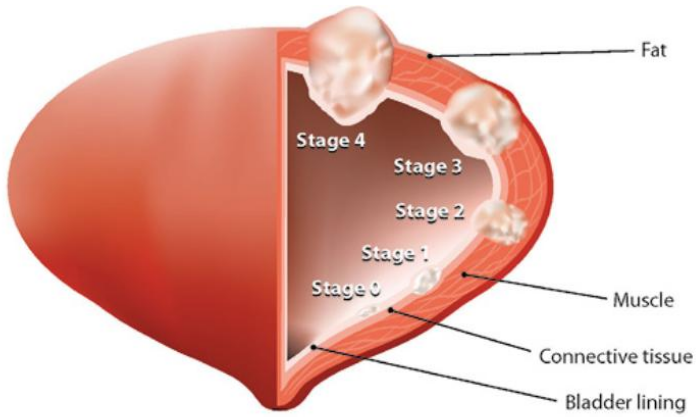

Figure 14.e Stages of Bladder Cancer

Interstitial Cystitis

Interstitial cystitis is an inflammatory condition of the bladder that results in ongoing pain and feeling the need to urinate urgently and frequently.

Cystocele

A cystocele (Figure 14.f) is a condition that occurs when the tough fibrous wall between a woman's bladder and her vagina weakens, allowing the bladder to droop into the vagina.

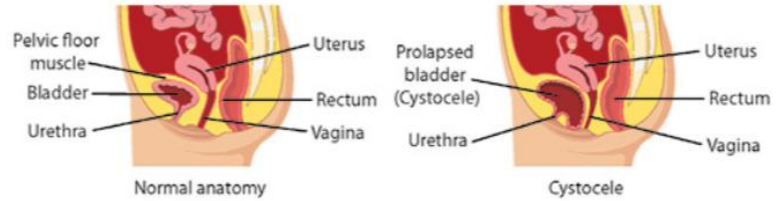

Figure 14.f Cystocele

UTI

A urinary tract infection, or UTI, is a bacterial infection of one or more structures in the urinary tract, typically involving the bladder or urethra.

Kidney Stones (Figure 14.g)

A kidney stone, also known as a calculus, results from a buildup of mineral salts or other such material in the kidney. Kidney stones vary in size. Larger stones can block the flow of urine, resulting in severe pain and blood in the urine.

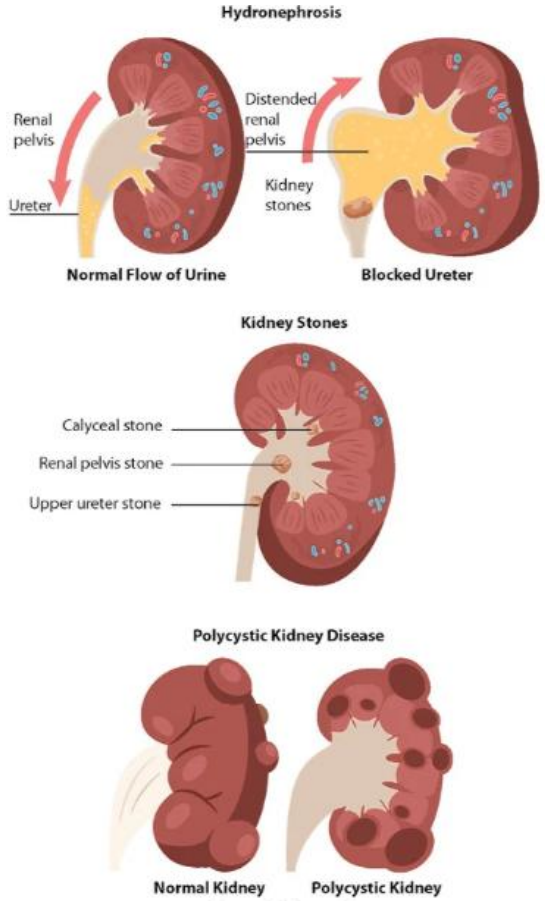

Figure 14.g Disorders of the Kidney

Diseases of the genitourinary system (N00-N99)

EXCLUDES *certain conditions originating in the perinatal period (P04-P96)*
certain infectious and parasitic diseases (A00-B99)
complications of pregnancy, childbirth and the puerperium (O00-O9A)
congenital malformations, deformations and chromosomal abnormalities (Q00-Q99)
endocrine, nutritional and metabolic diseases (E00-E88)
injury, poisoning and certain other consequences of external causes (S00-T88)
neoplasms (C00-D49)
symptoms, signs and abnormal clinical and laboratory findings, not elsewhere classified (R00-R94)

This chapter contains the following blocks:

N00-N08	Glomerular diseases
N10-N16	Renal tubulo-interstitial diseases
N17-N19	Acute kidney failure and chronic kidney disease
N20-N23	Urolithiasis
N25-N29	Other disorders of kidney and ureter
N30-N39	Other diseases of the urinary system
N40-N53	Diseases of male genital organs
N60-N65	Disorders of breast
N70-N77	Inflammatory diseases of female pelvic organs
N80-N98	Noninflammatory disorders of female genital tract
N99	Intraoperative and postprocedural complications and disorders of genitourinary system, not elsewhere classified

Glomerular diseases (N00-N08)

Code also any associated kidney failure (N17-N19).

EXCLUDES1 *hypertensive chronic kidney disease (I12.-)*

4th **N00 Acute nephritic syndrome**

INCLUDES *acute glomerular disease*
acute glomerulonephritis
acute nephritis

EXCLUDES1 *acute tubulo-interstitial nephritis (N10)*
nephritic syndrome NOS (N05.-)

N00.0 Acute nephritic syndrome with minor glomerular abnormality MCC CC/MCC Exc
Acute nephritic syndrome with minimal change lesion

N00.1 Acute nephritic syndrome with focal and segmental glomerular lesions MCC CC/MCC Exc
Acute nephritic syndrome with focal and segmental hyalinosis
Acute nephritic syndrome with focal and segmental sclerosis
Acute nephritic syndrome with focal glomerulonephritis

N00.2 Acute nephritic syndrome with diffuse membranous glomerulonephritis MCC CC/MCC Exc

N00.3 Acute nephritic syndrome with diffuse mesangial proliferative glomerulonephritis MCC CC/MCC Exc

N00.4 Acute nephritic syndrome with diffuse endocapillary proliferative glomerulonephritis MCC CC/MCC Exc

N00.5 Acute nephritic syndrome with diffuse mesangiocapillary glomerulonephritis MCC CC/MCC Exc

EXCLUDES1 *Acute nephritic syndrome with C3 glomerulonephritis (N00.A)*
Acute nephritic syndrome with C3 glomerulopathy (N00.A)

N00.6 Acute nephritic syndrome with dense deposit disease MCC CC/MCC Exc
Acute nephritic syndrome with C3 glomerulopathy with dense deposit disease
Acute nephritic syndrome with membranoproliferative glomerulonephritis, type 2

N00.7 Acute nephritic syndrome with diffuse crescentic glomerulonephritis MCC CC/MCC Exc
Acute nephritic syndrome with extracapillary glomerulonephritis

N00.8 Acute nephritic syndrome with other morphologic changes MCC CC/MCC Exc
Acute nephritic syndrome with proliferative glomerulonephritis NOS

N00.9 Acute nephritic syndrome with unspecified morphologic changes MCC CC/MCC Exc

N00.A Acute nephritic syndrome with C3 glomerulonephritis MCC CC/MCC Exc

AHA: Q4 2020

Acute nephritic syndrome with C3 glomerulopathy, NOS

EXCLUDES1 *Acute nephritic syndrome (with C3 glomerulopathy) with dense deposit disease (N00.6)*

- 5th N00.B Acute nephritic syndrome with immune complex membranoproliferative glomerulonephritis
  - N00.B1 Acute nephritic syndrome with idiopathic immune membranoproliferative glomerulonephritis (IC-MPGN) MCC CC/MCC Ex0
  - N00.B2 Acute nephritic syndrome with secondary immune complex membranoproliferative glomerulonephritis (IC-MPGN) MCC CC/MCC Ex0

4th N01 Rapidly progressive nephritic syndrome

INCLUDES *rapidly progressive glomerular disease*
rapidly progressive glomerulonephritis
rapidly progressive nephritis

EXCLUDES1 *nephritic syndrome NOS (N05.-)*

N01.0 Rapidly progressive nephritic syndrome with minor glomerular abnormality MCC CC/MCC Ex0
Rapidly progressive nephritic syndrome with minimal change lesion

N01.1 Rapidly progressive nephritic syndrome with focal and segmental glomerular lesions MCC CC/MCC Ex0
Rapidly progressive nephritic syndrome with focal and segmental hyalinosis
Rapidly progressive nephritic syndrome with focal and segmental sclerosis
Rapidly progressive nephritic syndrome with focal glomerulonephritis

N01.2 Rapidly progressive nephritic syndrome with diffuse membranous glomerulonephritis MCC CC/MCC Ex0

N01.3 Rapidly progressive nephritic syndrome with diffuse mesangial proliferative glomerulonephritis MCC CC/MCC Ex0

N01.4 Rapidly progressive nephritic syndrome with diffuse endocapillary proliferative glomerulonephritis MCC CC/MCC Ex0

N01.5 Rapidly progressive nephritic syndrome with diffuse mesangiocapillary glomerulonephritis MCC CC/MCC Ex0
Rapidly progressive nephritic syndrome with membranoproliferative glomerulonephritis, types 1 and 3, or NOS

EXCLUDES1 *Rapidly progressive nephritic syndrome with C3 glomerulonephritis (N01.A)*
Rapidly progressive nephritic syndrome with C3 glomerulopathy (N01.A)

N01.6 Rapidly progressive nephritic syndrome with dense deposit disease MCC CC/MCC Ex0
Rapidly progressive nephritic syndrome with C3 glomerulopathy with dense deposit disease
Rapidly progressive nephritic syndrome with membranoproliferative glomerulonephritis, type 2

N01.7 Rapidly progressive nephritic syndrome with diffuse crescentic glomerulonephritis MCC CC/MCC Ex0
Rapidly progressive nephritic syndrome with extracapillary glomerulonephritis

N01.8 Rapidly progressive nephritic syndrome with other morphologic changes MCC CC/MCC Ex0
Rapidly progressive nephritic syndrome with proliferative glomerulonephritis NOS

N01.9 Rapidly progressive nephritic syndrome with unspecified morphologic changes MCC CC/MCC Ex0

N01.A Rapidly progressive nephritic syndrome with C3 glomerulonephritis MCC CC/MCC Ex0

AHA: Q4 2020

Rapidly progressive nephritic syndrome with C3 glomerulopathy, NOS

EXCLUDES1 *Rapidly progressive nephritic syndrome (with C3 glomerulopathy) with dense deposit disease (N01.6)*

N02 Recurrent and persistent hematuria

EXCLUDES *acute cystitis with hematuria (N30.01)*
hematuria NOS (R31.9)
hematuria not associated with specified morphologic lesions (R31.-)

N02.0 Recurrent and persistent hematuria with minor glomerular abnormality CC CC/MCC Ex0
Recurrent and persistent hematuria with minimal change lesion

N02.1 Recurrent and persistent hematuria with focal and segmental glomerular lesions CC CC/MCC Ex0
Recurrent and persistent hematuria with focal and segmental hyalinosis
Recurrent and persistent hematuria with focal and segmental sclerosis
Recurrent and persistent hematuria with focal glomerulonephritis

N02.2 Recurrent and persistent hematuria with diffuse membranous glomerulonephritis CC CC/MCC Ex0

N02.3 Recurrent and persistent hematuria with diffuse mesangial proliferative glomerulonephritis CC CC/MCC Ex0

N02.4 Recurrent and persistent hematuria with diffuse endocapillary proliferative glomerulonephritis CC CC/MCC Ex0

N02.5 Recurrent and persistent hematuria with diffuse mesangiocapillary glomerulonephritis CC CC/MCC Ex0
Recurrent and persistent hematuria with membranoproliferative glomerulonephritis, types 1 and 3, or NOS
EXCLUDES *Recurrent and persistent hematuria with C3 glomerulonephritis (N02.A)*
Recurrent and persistent hematuria with C3 glomerulopathy (N02.A)

N02.6 Recurrent and persistent hematuria with dense deposit disease CC CC/MCC Ex0
Recurrent and persistent hematuria with C3 glomerulopathy with dense deposit disease
Recurrent and persistent hematuria with membranoproliferative glomerulonephritis, type 2

N02.7 Recurrent and persistent hematuria with diffuse crescentic glomerulonephritis CC CC/MCC Ex0
Recurrent and persistent hematuria with extracapillary glomerulonephritis

N02.8 Recurrent and persistent hematuria with other morphologic changes CC CC/MCC Ex0
Recurrent and persistent hematuria with proliferative glomerulonephritis NOS

N02.9 Recurrent and persistent hematuria with unspecified morphologic changes CC CC/MCC Ex0
AHA: Q2 2017

N02.A Recurrent and persistent hematuria with C3 glomerulonephritis CC CC/MCC Ex0
AHA: Q4 2020
Recurrent and persistent hematuria with C3 glomerulopathy
EXCLUDES *Recurrent and persistent hematuria (with C3 glomerulopathy) with dense deposit disease (N02.6)*

5th N02.B Recurrent and persistent immunoglobulin A nephropathy

N02.B1 Recurrent and persistent immunoglobulin A nephropathy with glomerular lesion CC CC/MCC Ex0

N02.B2 Recurrent and persistent immunoglobulin A nephropathy with focal and segmental glomerular lesion CC CC/MCC Ex0

Recurrent and persistent immunoglobulin A nephropathy with focal and segmental hyalinosis or sclerosis

N02.B3 Recurrent and persistent immunoglobulin A nephropathy with diffuse membranoproliferative glomerulonephritis CC CC/MCC Ex0

N02.B4 Recurrent and persistent immunoglobulin A nephropathy with diffuse membranous glomerulonephritis CC CC/MCC Ex0

N02.B5 Recurrent and persistent immunoglobulin A nephropathy with diffuse mesangial proliferative glomerulonephritis CC CC/MCC Ex0

N02.B6 Recurrent and persistent immunoglobulin A nephropathy with diffuse mesangiocapillary glomerulonephritis CC CC/MCC Ex0

N02.B9 Other recurrent and persistent immunoglobulin A nephropathy CC CC/MCC Ex0

4th N03 Chronic nephritic syndrome

INCLUDES *chronic glomerular disease*
chronic glomerulonephritis
chronic nephritis

EXCLUDES1 *chronic tubulo-interstitial nephritis (N11.-)*
diffuse sclerosing glomerulonephritis (N05.8-)
nephritic syndrome NOS (N05.-)

N03.0 Chronic nephritic syndrome with minor glomerular abnormality CC CC/MCC Ex0

Chronic nephritic syndrome with minimal change lesion

N03.1 Chronic nephritic syndrome with focal and segmental glomerular lesions CC CC/MCC Ex0

Chronic nephritic syndrome with focal and segmental hyalinosis
Chronic nephritic syndrome with focal and segmental sclerosis
Chronic nephritic syndrome with focal glomerulonephritis

N03.2 Chronic nephritic syndrome with diffuse membranous glomerulonephritis CC CC/MCC Ex0

N03.3 Chronic nephritic syndrome with diffuse mesangial proliferative glomerulonephritis CC CC/MCC Ex0

N03.4 Chronic nephritic syndrome with diffuse endocapillary proliferative glomerulonephritis CC CC/MCC Ex0

N03.5 Chronic nephritic syndrome with diffuse mesangiocapillary glomerulonephritis CC CC/MCC Ex0

Chronic nephritic syndrome with membranoproliferative glomerulonephritis, types 1 and 3, or NOS

EXCLUDES1 *Chronic nephritic syndrome with C3 glomerulonephritis (N03.A)*
Chronic nephritic syndrome with C3 glomerulopathy (N03.A)

N03.6 **Chronic nephritic syndrome with dense deposit disease** CC CC/MCC Ex0

Chronic nephritic syndrome with C3 glomerulopathy with dense deposit disease

Chronic nephritic syndrome with membranoproliferative glomerulonephritis, type 2

N03.7 **Chronic nephritic syndrome with diffuse crescentic glomerulonephritis** CC CC/MCC Ex0

Chronic nephritic syndrome with extracapillary glomerulonephritis

N03.8 **Chronic nephritic syndrome with other morphologic changes** CC CC/MCC Ex0

Chronic nephritic syndrome with proliferative glomerulonephritis NOS

N03.9 **Chronic nephritic syndrome with unspecified morphologic changes** CC CC/MCC Ex0

N03.A **Chronic nephritic syndrome with C3 glomerulonephritis** CC CC/MCC Ex0

AHA: Q4 2020

Chronic nephritic syndrome with C3 glomerulopathy

EXCLUDES1 *Chronic nephritic syndrome (with C3 glomerulopathy) with dense deposit disease (N03.6)*

4th N04 **Nephrotic syndrome**

INCLUDES *congenital nephrotic syndrome*

lipoid nephrosis

N04.0 **Nephrotic syndrome with minor glomerular abnormality** CC CC/MCC Ex0

AHA: Q3 2024

Nephrotic syndrome with minimal change lesion

N04.1 **Nephrotic syndrome with focal and segmental glomerular lesions** CC CC/MCC Ex0

Nephrotic syndrome with focal and segmental hyalinosis

Nephrotic syndrome with focal and segmental sclerosis

Nephrotic syndrome with focal glomerulonephritis

5th N04.2 **Nephrotic syndrome with diffuse membranous glomerulonephritis**

N04.20 **Nephrotic syndrome with diffuse membranous glomerulonephritis, unspecified** CC CC/MCC Ex0

Membranous nephropathy NOS with nephrotic syndrome

N04.21 **Primary membranous nephropathy with nephrotic syndrome** CC CC/MCC Ex0

Idiopathic membranous nephropathy with nephrotic syndrome

N04.22 **Secondary membranous nephropathy with nephrotic syndrome** CC CC/MCC Ex0

Code first, if applicable, other disease or disorder or poisoning causing membranous nephropathy

Use additional code, if applicable, for adverse effect of drug causing membranous nephropathy

N04.29 **Other nephrotic syndrome with diffuse membranous glomerulonephritis** CC CC/MCC Ex0

N04.3 **Nephrotic syndrome with diffuse mesangial proliferative glomerulonephritis** CC CC/MCC Ex0

N04.4 **Nephrotic syndrome with diffuse endocapillary proliferative glomerulonephritis** CC CC/MCC Ex0

N04.5 **Nephrotic syndrome with diffuse mesangiocapillary glomerulonephritis** CC CC/MCC Ex0

EXCLUDES1 *Nephrotic syndrome with C3 glomerulonephritis (N04.A)*

Nephrotic syndrome with C3 glomerulopathy (N04.A)

N04.6 **Nephrotic syndrome with dense deposit disease** CC CC/MCC Ex0

Nephrotic syndrome with C3 glomerulopathy with dense deposit disease

Nephrotic syndrome with membranoproliferative glomerulonephritis, type 2

N04.7 **Nephrotic syndrome with diffuse crescentic glomerulonephritis** CC CC/MCC Ex0

Nephrotic syndrome with extracapillary glomerulonephritis

N04.8 **Nephrotic syndrome with other morphologic changes** CC CC/MCC Ex0

Nephrotic syndrome with proliferative glomerulonephritis NOS

N04.9 **Nephrotic syndrome with unspecified morphologic changes** CC CC/MCC Ex0

N04.A **Nephrotic syndrome with C3 glomerulonephritis** CC CC/MCC Ex0

AHA: Q4 2020

Nephrotic syndrome with C3 glomerulopathy

EXCLUDES1 *Nephrotic syndrome (with C3 glomerulopathy) with dense deposit disease (N04.6)*

- 5th N04.B Nephrotic syndrome with immune complex membranoproliferative glomerulonephritis (IC-MPGN)
  - N04.B1 Nephrotic syndrome with idiopathic immune complex membranoproliferative glomerulonephritis (IC-MPGN) CC CC/MCC Ex0
  - N04.B2 Nephrotic syndrome with secondary immune complex membranoproliferative glomerulonephritis (IC-MPGN) CC CC/MCC Ex0

4th N05 Unspecified nephritic syndrome

INCLUDES *glomerular disease NOS*
glomerulonephritis NOS
nephritis NOS
nephropathy NOS and renal disease NOS with morphological lesion specified in .0-.8

EXCLUDES1 *nephropathy NOS with no stated morphological lesion (N28.9)*
renal disease NOS with no stated morphological lesion (N28.9)
tubulo-interstitial nephritis NOS (N12)

N05.0 Unspecified nephritic syndrome with minor glomerular abnormality CC/MCC Ex0
Unspecified nephritic syndrome with minimal change lesion

N05.1 Unspecified nephritic syndrome with focal and segmental glomerular lesions CC/MCC Ex0
Unspecified nephritic syndrome with focal and segmental hyalinosis
Unspecified nephritic syndrome with focal and segmental sclerosis
Unspecified nephritic syndrome with focal glomerulonephritis

N05.2 Unspecified nephritic syndrome with diffuse membranous glomerulonephritis CC CC/MCC Ex0

N05.3 Unspecified nephritic syndrome with diffuse mesangial proliferative glomerulonephritis CC CC/MCC Ex0

N05.4 Unspecified nephritic syndrome with diffuse endocapillary proliferative glomerulonephritis CC CC/MCC Ex0

N05.5 Unspecified nephritic syndrome with diffuse mesangiocapillary glomerulonephritis CC CC/MCC Ex0
Unspecified nephritic syndrome with membranoproliferative glomerulonephritis, types 1 and 3, or NOS

EXCLUDES1 *Unspecified nephritic syndrome with C3 glomerulonephritis (N05.A)*
Unspecified nephritic syndrome with C3 glomerulopathy (N05.A)

N05.6 Unspecified nephritic syndrome with dense deposit disease CC/MCC Ex0
Unspecified nephritic syndrome with C3 glomerulopathy with dense deposit disease
Unspecified nephritic syndrome with membranoproliferative glomerulonephritis, type 2

N05.7 **Unspecified nephritic syndrome with diffuse crescentic glomerulonephritis** CC/MCC Ex0

Unspecified nephritic syndrome with extracapillary glomerulonephritis

N05.8 **Unspecified nephritic syndrome with other morphologic changes** CC/MCC Ex0

Unspecified nephritic syndrome with proliferative glomerulonephritis NOS

N05.9 **Unspecified nephritic syndrome with unspecified morphologic changes** CC/MCC Ex0

N05.A **Unspecified nephritic syndrome with C3 glomerulonephritis** CC CC/MCC Ex0

AHA: Q4 2020

Unspecified nephritic syndrome with C3 glomerulopathy

EXCLUDES1 *Unspecified nephritic syndrome (with C3 glomerulopathy) with dense deposit disease (N05.6)*

4th N06 **Isolated proteinuria with specified morphological lesion**

EXCLUDES1 *Proteinuria not associated with specific morphologic lesions (R80.0)*

N06.0 **Isolated proteinuria with minor glomerular abnormality** CC/MCC Ex0

Isolated proteinuria with minimal change lesion

N06.1 **Isolated proteinuria with focal and segmental glomerular lesions** CC/MCC Ex0

Isolated proteinuria with focal and segmental hyalinosis

Isolated proteinuria with focal and segmental sclerosis

Isolated proteinuria with focal glomerulonephritis

5th N06.2 **Isolated proteinuria with diffuse membranous glomerulonephritis**

N06.20 **Isolated proteinuria with diffuse membranous glomerulonephritis, unspecified** CC CC/MCC Ex0

Membranous nephropathy, NOS

EXCLUDES1 *membranous nephropathy NOS with nephrotic syndrome (N04.20)*

N06.21 **Primary membranous nephropathy with isolated proteinuria** CC CC/MCC Ex0

Idiopathic membranous nephropathy (with isolated proteinuria)

Primary membranous nephropathy, NOS

EXCLUDES1 *primary membranous nephropathy with nephrotic syndrome (N04.21)*

N06.22 **Secondary membranous nephropathy with isolated proteinuria** CC CC/MCC Ex0

Secondary membranous nephropathy, NOS

☛ **Code first,** if applicable, other disease or disorder or poisoning causing membranous nephropathy

Use additional code, if applicable, for adverse effect of drug causing membranous nephropathy

EXCLUDES1 *secondary membranous nephropathy with nephrotic syndrome (N04.22)*

N06.29 **Other isolated proteinuria with diffuse membranous glomerulonephritis** CC CC/MCC Ex0

N06.3 **Isolated proteinuria with diffuse mesangial proliferative glomerulonephritis** CC CC/MCC Ex0

N06.4 **Isolated proteinuria with diffuse endocapillary proliferative glomerulonephritis** CC CC/MCC Ex0

N06.5 **Isolated proteinuria with diffuse mesangiocapillary glomerulonephritis** CC CC/MCC Ex0

Isolated proteinuria with membranoproliferative glomerulonephritis, types 1 and 3, or NOS

EXCLUDES1 *Isolated proteinuria with C3 glomerulonephritis (N06.A)*

Isolated proteinuria with C3 glomerulopathy (N06.A)

N06.6 **Isolated proteinuria with dense deposit disease** CC/MCC Ex0

Isolated proteinuria with C3 glomerulopathy with dense deposit disease

Isolated proteinuria with membranoproliferative glomerulonephritis, type 2

N06.7 **Isolated proteinuria with diffuse crescentic glomerulonephritis** CC/MCC Ex0

Isolated proteinuria with extracapillary glomerulonephritis

N06.8 **Isolated proteinuria with other morphologic lesion** CC/MCC Ex0

Isolated proteinuria with proliferative glomerulonephritis NOS

N06.9 **Isolated proteinuria with unspecified morphologic lesion** CC/MCC Ex0

N06.A **Isolated proteinuria with C3 glomerulonephritis** CC CC/MCC Ex0

AHA: Q4 2020

Isolated proteinuria with C3 glomerulopathy

EXCLUDES1 *Isolated proteinuria (with C3 glomerulopathy) with dense deposit disease (N06.6)*

N07 Hereditary nephropathy, not elsewhere classified

EXCLUDES *Alport's syndrome (Q87.81-)*
hereditary amyloid nephropathy (E85.-)
nail patella syndrome (Q87.2)
non-neuropathic heredofamilial amyloidosis (E85.-)

N07.0 Hereditary nephropathy, not elsewhere classified with minor glomerular abnormality CC/MCC Ex0
Hereditary nephropathy, not elsewhere classified with minimal change lesion

N07.1 Hereditary nephropathy, not elsewhere classified with focal and segmental glomerular lesions CC/MCC Ex0
Hereditary nephropathy, not elsewhere classified with focal and segmental hyalinosis
Hereditary nephropathy, not elsewhere classified with focal and segmental sclerosis
Hereditary nephropathy, not elsewhere classified with focal glomerulonephritis

N07.2 Hereditary nephropathy, not elsewhere classified with diffuse membranous glomerulonephritis CC CC/MCC Ex0

N07.3 Hereditary nephropathy, not elsewhere classified with diffuse mesangial proliferative glomerulonephritis CC CC/MCC Ex0

N07.4 Hereditary nephropathy, not elsewhere classified with diffuse endocapillary proliferative glomerulonephritis CC CC/MCC Ex0

N07.5 Hereditary nephropathy, not elsewhere classified with diffuse mesangiocapillary glomerulonephritis CC CC/MCC Ex0
Hereditary nephropathy, not elsewhere classified with membranoproliferative glomerulonephritis, types 1 and 3, or NOS

EXCLUDES *Hereditary nephropathy, not elsewhere classified with C3 glomerulonephritis (N07.A)*
Hereditary nephropathy, not elsewhere classified with C3 glomerulopathy (N07.A)

N07.6 Hereditary nephropathy, not elsewhere classified with dense deposit disease CC/MCC Ex0
Hereditary nephropathy, not elsewhere classified with C3 glomerulopathy with dense deposit disease
Hereditary nephropathy, not elsewhere classified with membranoproliferative glomerulonephritis, type 2

N07.7 Hereditary nephropathy, not elsewhere classified with diffuse crescentic glomerulonephritis CC/MCC Ex0
Hereditary nephropathy, not elsewhere classified with extracapillary glomerulonephritis

N07.8 Hereditary nephropathy, not elsewhere classified with other morphologic lesions CC/MCC Ex0
Hereditary nephropathy, not elsewhere classified with proliferative glomerulonephritis NOS

N07.9 Hereditary nephropathy, not elsewhere classified with unspecified morphologic lesions CC/MCC Ex0

N07.A **Hereditary nephropathy, not elsewhere classified with C3 glomerulonephritis** CC CC/MCC Ex0

AHA: Q4 2020

Hereditary nephropathy, not elsewhere classified with C3 glomerulopathy

EXCLUDES *Hereditary nephropathy, not elsewhere classified (with C3 glomerulopathy) with dense deposit disease (N07.6)*

● **N07.B** **Hereditary nephropathy, not elsewhere classified with APOL1-mediated kidney disease [AMKD]** CC/MCC Ex0

*AMKD (with glomerulonephritis)

*AMKD (with glomerulosclerosis)

N08 **Glomerular disorders in diseases classified elsewhere**

Glomerulonephritis

Nephritis

Nephropathy

☞ **Code first** underlying disease, such as:

amyloidosis (E85.-)

congenital syphilis (A50.5)

cryoglobulinemia (D89.1)

disseminated intravascular coagulation (D65)

gout (M1A.-, M10.-)

microscopic polyangiitis (M31.7)

multiple myeloma (C90.0-)

sepsis (A40.0-A41.9)

sickle-cell disease (D57.0-D57.8)

EXCLUDES *glomerulonephritis, nephritis and nephropathy (in):*

antiglomerular basement membrane disease (M31.0)

diabetes (E08-E13 with .21)

gonococcal (A54.21)

Goodpasture's syndrome (M31.0)

hemolytic-uremic syndrome (D59.3-)

lupus (M32.14)

mumps (B26.83)

syphilis (A52.75)

systemic lupus erythematosus (M32.14)

Wegener's granulomatosis (M31.31)

pyelonephritis in diseases classified elsewhere (N16)

renal tubulo-interstitial disorders classified elsewhere (N16)

Renal tubulo-interstitial diseases (N10-N16)

INCLUDES *pyelonephritis*

EXCLUDES1 *pyeloureteritis cystica (N28.85)*

N10 Acute pyelonephritis CC HAC CC/MCC Ex6

AHA: Q4 2023, Q3 2020, Q3 2019

Acute infectious interstitial nephritis

Acute pyelitis

Acute tubulo-interstitial nephritis

Hemoglobin nephrosis

Myoglobin nephrosis

Use additional code (B95-B97), to identify infectious agent.

4th **N11 Chronic tubulo-interstitial nephritis**

INCLUDES *chronic infectious interstitial nephritis*

chronic pyelitis

chronic pyelonephritis

Use additional code (B95-B97), to identify infectious agent.

N11.0 Nonobstructive reflux-associated chronic pyelonephritis CC/MCC Ex6

Pyelonephritis (chronic) associated with (vesicoureteral) reflux

EXCLUDES1 *vesicoureteral reflux NOS (N13.70)*

N11.1 Chronic obstructive pyelonephritis CC CC/MCC Ex6

Pyelonephritis (chronic) associated with anomaly of pelviureteric junction

Pyelonephritis (chronic) associated with anomaly of pyeloureteric junction

Pyelonephritis (chronic) associated with crossing of vessel

Pyelonephritis (chronic) associated with kinking of ureter

Pyelonephritis (chronic) associated with obstruction of ureter

Pyelonephritis (chronic) associated with stricture of pelviureteric junction

Pyelonephritis (chronic) associated with stricture of ureter

EXCLUDES1 *calculous pyelonephritis (N20.9)*

obstructive uropathy (N13.-)

N11.8 **Other chronic tubulo-interstitial nephritis** CC CC/MCC Ex6

Nonobstructive chronic pyelonephritis NOS

N11.9 **Chronic tubulo-interstitial nephritis, unspecified** CC HAC CC/MCC Ex6

Chronic interstitial nephritis NOS

Chronic pyelitis NOS

Chronic pyelonephritis NOS

N12 **Tubulo-interstitial nephritis, not specified as acute or chronic** CC HAC CC/MCC Ex6

Interstitial nephritis NOS

Pyelitis NOS

Pyelonephritis NOS

EXCLUDES1 *calculous pyelonephritis (N20.9)*

4th N13 **Obstructive and reflux uropathy**

EXCLUDES1 *calculus of kidney and ureter without hydronephrosis (N20.-)*

congenital obstructive defects of renal pelvis and ureter (Q62.0-Q62.3)

hydronephrosis with ureteropelvic junction obstruction (Q62.11)

obstructive pyelonephritis (N11.1)

N13.0 **Hydronephrosis with ureteropelvic junction obstruction** CC CC/MCC Ex6

AHA: Q4 2016

Hydronephrosis due to acquired occlusion of ureteropelvic junction

EXCLUDES1 *Hydronephrosis with ureteropelvic junction obstruction due to calculus (N13.2)*

N13.1 **Hydronephrosis with ureteral stricture, not elsewhere classified** CC CC/MCC Ex6

EXCLUDES1 *Hydronephrosis with ureteral stricture with infection (N13.6)*

N13.2 **Hydronephrosis with renal and ureteral calculous obstruction** CC CC/MCC Ex6

EXCLUDES1 *Hydronephrosis with renal and ureteral calculous obstruction with infection (N13.6)*

5th **N13.3 Other and unspecified hydronephrosis**

EXCLUDES1 *hydronephrosis with infection (N13.6)*

N13.30 Unspecified hydronephrosis CC CC/MCC Ex0

N13.39 Other hydronephrosis CC CC/MCC Ex0

N13.4 Hydroureter CC CC/MCC Ex0

EXCLUDES1 *congenital hydroureter (Q62.3-)*

hydroureter with infection (N13.6)

vesicoureteral-reflux with hydroureter (N13.73-)

N13.5 Crossing vessel and stricture of ureter without hydronephrosis CC/MCC Ex0

AHA: Q4 2016

Kinking and stricture of ureter without hydronephrosis

EXCLUDES1 *Crossing vessel and stricture of ureter without hydronephrosis with infection (N13.6)*

N13.6 Pyonephrosis CC HAC CC/MCC Ex0

AHA: Q2 2018

Conditions in N13.0-N13.5 with infection

Obstructive uropathy with infection

Use additional code (B95-B97), to identify infectious agent.

5th **N13.7 Vesicoureteral-reflux**

EXCLUDES1 *reflux-associated pyelonephritis (N11.0)*

N13.70 Vesicoureteral-reflux, unspecified CC/MCC Ex0

Vesicoureteral-reflux NOS

N13.71 Vesicoureteral-reflux without reflux nephropathy CC/MCC Ex0

6th **N13.72 Vesicoureteral-reflux with reflux nephropathy without hydroureter**

N13.721 Vesicoureteral-reflux with reflux nephropathy without hydroureter, unilateral CC/MCC Ex0

N13.722 Vesicoureteral-reflux with reflux nephropathy without hydroureter, bilateral CC/MCC Ex0

N13.729 Vesicoureteral-reflux with reflux nephropathy without hydroureter, unspecified CC/MCC Ex0

6th N13.73 Vesicoureteral-reflux with reflux nephropathy with hydroureter

N13.731 Vesicoureteral-reflux with reflux nephropathy with hydroureter, unilateral CC/MCC Ex0

N13.732 Vesicoureteral-reflux with reflux nephropathy with hydroureter, bilateral CC/MCC Ex0

N13.739 Vesicoureteral-reflux with reflux nephropathy with hydroureter, unspecified CC/MCC Ex0

N13.8 Other obstructive and reflux uropathy CC CC/MCC Ex0

Urinary tract obstruction due to specified cause

Code first, if applicable, any causal condition, such as:

enlarged prostate (N40.1)

N13.9 Obstructive and reflux uropathy, unspecified CC/MCC Ex0

Urinary tract obstruction NOS

4th N14 Drug- and heavy-metal-induced tubulo-interstitial and tubular conditions

Code first poisoning due to drug or toxin, if applicable (T36-T65 with fifth or sixth character 1-4)

Use additional code for adverse effect, if applicable, to identify drug (T36-T50 with fifth or sixth character 5)

N14.0 Analgesic nephropathy CC/MCC Ex0

5th N14.1 Nephropathy induced by other drugs, medicaments and biological substances

N14.11 Contrast-induced nephropathy CC/MCC Ex0

AHA: Q4 2022

Contrast medium, radiography nephropathy

Includes *acute kidney failure (N17.-)*

N14.19 Nephropathy induced by other drugs, medicaments and biological substances CC/MCC Ex0

AHA: Q4 2022

N14.2 Nephropathy induced by unspecified drug, medicament or biological substance CC/MCC Ex0

N14.3 Nephropathy induced by heavy metals CC/MCC Ex0

N14.4 Toxic nephropathy, not elsewhere classified CC/MCC Ex0

4th **N15 Other renal tubulo-interstitial diseases**

N15.0 Balkan nephropathy CC/MCC Ex0

Balkan endemic nephropathy

N15.1 Renal and perinephric abscess HAC MCC CC/MCC Ex0

N15.8 Other specified renal tubulo-interstitial diseases CC/MCC Ex0

N15.9 Renal tubulo-interstitial disease, unspecified CC/MCC Ex0

Infection of kidney NOS

EXCLUDES *urinary tract infection NOS (N39.0)*

N16 Renal tubulo-interstitial disorders in diseases classified elsewhere

AHA: Q4 2023

Pyelonephritis

Tubulo-interstitial nephritis

Code first underlying disease, such as:

brucellosis (A23.0-A23.9)

cryoglobulinemia (D89.1)

glycogen storage disease (E74.0-)

leukemia (C91-C95)

lymphoma (C81.0-C85.9, C96.0-C96.9)

multiple myeloma (C90.0-)

sepsis (A40.0-A41.9)

Wilson's disease (E83.01)

EXCLUDES *diphtheritic pyelonephritis and tubulo-interstitial nephritis (A36.84)*

pyelonephritis and tubulo-interstitial nephritis in candidiasis (B37.49)

pyelonephritis and tubulo-interstitial nephritis in cystinosis (E72.04)

pyelonephritis and tubulo-interstitial nephritis in salmonella infection (A02.25)

pyelonephritis and tubulo-interstitial nephritis in sarcoidosis (D86.84)

pyelonephritis and tubulo-interstitial nephritis in Sjogren syndrome (M35.04)

pyelonephritis and tubulo-interstitial nephritis in systemic lupus erythematosus (M32.15)

pyelonephritis and tubulo-interstitial nephritis in toxoplasmosis (B58.83)

renal tubular degeneration in diabetes (E08-E13 with .29)

syphilitic pyelonephritis and tubulo-interstitial nephritis (A52.75)

Acute kidney failure and chronic kidney disease (N17-N19)

EXCLUDES *congenital renal failure (P96.0)*
drug- and heavy-metal-induced tubulo-interstitial and tubular conditions (N14.-)
extrarenal uremia (R39.2)
hemolytic-uremic syndrome (D59.3-)
hepatorenal syndrome (K76.7)
postpartum hepatorenal syndrome (O90.41)
posttraumatic renal failure (T79.5)
prerenal uremia (R39.2)
renal failure complicating abortion or ectopic or molar pregnancy (O00-O07, O08.4)
renal failure following labor and delivery (O90.41)
renal failure postprocedural (N99.0)

4th **N17 Acute kidney failure**

Code also associated underlying condition

EXCLUDES *posttraumatic renal failure (T79.5)*

N17.0 Acute kidney failure with tubular necrosis MCC CC/MCC Ex6

AHA: Q3 2024, Q4 2022, Q3 2021, Q3 2020

Acute tubular necrosis
Renal tubular necrosis
Tubular necrosis NOS

N17.1 Acute kidney failure with acute cortical necrosis MCC CC/MCC Ex6

Acute cortical necrosis
Cortical necrosis NOS
Renal cortical necrosis

N17.2 Acute kidney failure with medullary necrosis MCC CC/MCC Ex6

Medullary [papillary] necrosis NOS
Acute medullary [papillary] necrosis
Renal medullary [papillary] necrosis

N17.8 Other acute kidney failure CC CC/MCC Ex6

AHA: Q1 2025

N17.9 Acute kidney failure, unspecified CC CC/MCC Ex6

AHA: Q3 2023, Q2 2019

Acute kidney injury (nontraumatic)

EXCLUDES *traumatic kidney injury (S37.0-)*

4th N18 Chronic kidney disease (CKD)

See Official Guidelines, "Hypertensive Chronic Kidney Disease" I.C.9.a.2, "Hypertensive Heart and Chronic Kidney Disease" I.C.9.a.3, "Chronic kidney disease" I.C.14.a

Code first any associated:

diabetic chronic kidney disease (E08.22, E09.22, E10.22, E11.22, E13.22)

hypertensive chronic kidney disease (I12.-, I13.-)

Use additional code, if applicable, to identify:

associated cachexia (E88.A)

kidney transplant status (Z94.0)

N18.1 Chronic kidney disease, stage 1 CC/MCC Ex0

N18.2 Chronic kidney disease, stage 2 (mild) CC/MCC Ex0

AHA: Q4 2020

5th N18.3 Chronic kidney disease, stage 3 (moderate)

N18.30 Chronic kidney disease, stage 3 unspecified HCC CC/MCC Ex0

AHA: Q4 2020

N18.31 Chronic kidney disease, stage 3a HCC CC/MCC Ex0

AHA: Q2 2025, Q4 2020

N18.32 Chronic kidney disease, stage 3b HCC CC/MCC Ex0

AHA: Q4 2020

N18.4 Chronic kidney disease, stage 4 (severe) CC HCC RxHCC CC/MCC Ex0

AHA: Q1 2023, Q4 2022, Q4 2020

N18.5 Chronic kidney disease, stage 5 CC HCC RxHCC CC/MCC Ex0

Excludes1 *chronic kidney disease, stage 5 requiring chronic dialysis (N18.6)*

N18.6 End stage renal disease HCC MCC RxHCC CC/MCC Ex0

AHA: Q3 2022, Q4 2020, Q1 2016, Q3 2016

Chronic kidney disease requiring chronic dialysis

Use additional code to identify dialysis status (Z99.2)

N18.9 Chronic kidney disease, unspecified CC/MCC Ex0

AHA: Q4 2018

Chronic renal disease

Chronic renal failure NOS

Chronic renal insufficiency

Chronic uremia NOS

Diffuse sclerosing glomerulonephritis NOS

N19 Unspecified kidney failure CC/MCC Ex0

AHA: Q1 2025

Uremia NOS

EXCLUDES1 *acute kidney failure (N17.-)*

chronic kidney disease (N18.-)

chronic uremia (N18.9)

extrarenal uremia (R39.2)

prerenal uremia (R39.2)

renal insufficiency (acute) (N28.9)

uremia of newborn (P96.0)

Urolithiasis (N20-N23)

4th N20 **Calculus of kidney and ureter (Figure 14.1)**

Calculous pyelonephritis

excludes1 *nephrocalcinosis (E83.59)*

that with hydronephrosis (N13.2)

N20.0 **Calculus of kidney** CC/MCC Ex0

AHA: Q3 2019

Nephrolithiasis NOS

Renal calculus

Renal stone

Staghorn calculus

Stone in kidney

N20.1 **Calculus of ureter** CC CC/MCC Ex0

AHA: Q3 2016

Calculus of the ureteropelvic junction

Ureteric stone

N20.2 **Calculus of kidney with calculus of ureter** CC CC/MCC Ex0

AHA: Q2 2015

N20.9 **Urinary calculus, unspecified** CC/MCC Ex0

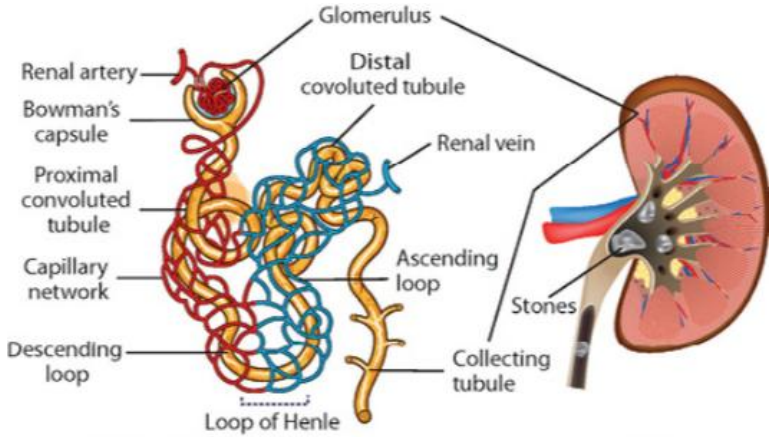

Nephron Structure

Kidney

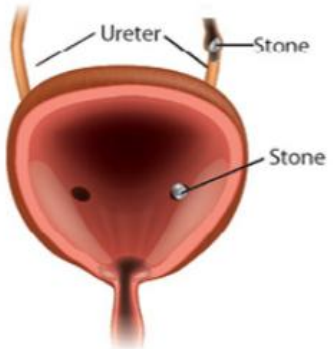

Bladder

Figure 14.1 Renal Calculus Formation

4th **N21 Calculus of lower urinary tract**

INCLUDES *calculus of lower urinary tract with cystitis and urethritis*

N21.0 Calculus in bladder CC/MCC Ex6

AHA: Q2 2015

Calculus in diverticulum of bladder

Urinary bladder stone

EXCLUDES1 *staghorn calculus (N20.0)*

N21.1 Calculus in urethra CC/MCC Ex6

EXCLUDES1 *calculus of prostate (N42.0)*

N21.8 Other lower urinary tract calculus CC/MCC Ex6

N21.9 Calculus of lower urinary tract, unspecified CC/MCC Ex6

EXCLUDES1 *calculus of urinary tract NOS (N20.9)*

N22 Calculus of urinary tract in diseases classified elsewhere

Code first underlying disease, such as:

gout (M1A.-, M10.-)

schistosomiasis (B65.0-B65.9)

N23 Unspecified renal colic

Other disorders of kidney and ureter (N25-N29)

Excludes *disorders of kidney and ureter with urolithiasis (N20-N23)*

4th **N25 Disorders resulting from impaired renal tubular function**

N25.0 Renal osteodystrophy RxHCC CC/MCC Ex0

Azotemic osteodystrophy
Phosphate-losing tubular disorders
Renal rickets
Renal short stature

Excludes *metabolic disorders classifiable to E70-E88*

N25.1 Nephrogenic diabetes insipidus CC RxHCC CC/MCC Ex0

Excludes *diabetes insipidus NOS (E23.2)*

5th **N25.8 Other disorders resulting from impaired renal tubular function**

N25.81 Secondary hyperparathyroidism of renal origin CC RxHCC CC/MCC Ex0

Excludes *secondary hyperparathyroidism, non-renal (E21.1)*
Excludes *metabolic disorders classifiable to E70-E88*

N25.89 Other disorders resulting from impaired renal tubular function CC/MCC Ex0

Hypokalemic nephropathy
Lightwood-Albright syndrome
Renal tubular acidosis NOS

N25.9 Disorder resulting from impaired renal tubular function, unspecified CC/MCC Ex0

4th **N26 Unspecified contracted kidney**

Excludes *contracted kidney due to hypertension (I12.-)*
diffuse sclerosing glomerulonephritis (N05.8.-)
hypertensive nephrosclerosis (arteriolar) (arteriosclerotic) (I12.-)
small kidney of unknown cause (N27.-)

N26.1 Atrophy of kidney (terminal) CC/MCC Ex0

N26.2 Page kidney RxHCC CC/MCC Ex0

N26.9 Renal sclerosis, unspecified CC/MCC Ex0

4th N27 **Small kidney of unknown cause**

INCLUDES *oligonephronia*

N27.0 **Small kidney, unilateral** CC/MCC Ex0

N27.1 **Small kidney, bilateral** CC/MCC Ex0

N27.9 **Small kidney, unspecified** CC/MCC Ex0

4th N28 **Other disorders of kidney and ureter, not elsewhere classified**

N28.0 **Ischemia and infarction of kidney** CC CC/MCC Ex0

Renal artery embolism
Renal artery obstruction
Renal artery occlusion
Renal artery thrombosis
Renal infarct

EXCLUDES *atherosclerosis of renal artery (extrarenal part) (I70.1)*
congenital stenosis of renal artery (Q27.1)
Goldblatt's kidney (I70.1)

N28.1 **Cyst of kidney, acquired** CC/MCC Ex0

Cyst (multiple) (solitary) of kidney (acquired)

EXCLUDES *cystic kidney disease (congenital) (Q61.-)*

5th N28.8 **Other specified disorders of kidney and ureter**

EXCLUDES *hydroureter (N13.4)*
ureteric stricture with hydronephrosis (N13.1)
ureteric stricture without hydronephrosis (N13.5)

N28.81 **Hypertrophy of kidney** CC/MCC Ex0

N28.82 **Megaloureter** CC/MCC Ex0

N28.83 **Nephroptosis** CC/MCC Ex0

N28.84 **Pyelitis cystica (Figure 14.2)** CC HAC CC/MCC Ex0

N28.85 **Pyeloureteritis cystica** CC HAC CC/MCC Ex0

N28.86 **Ureteritis cystica** CC HAC CC/MCC Ex0

N28.89 **Other specified disorders of kidney and ureter** CC/MCC Ex0

AHA: Q2 2025, Q3 2023

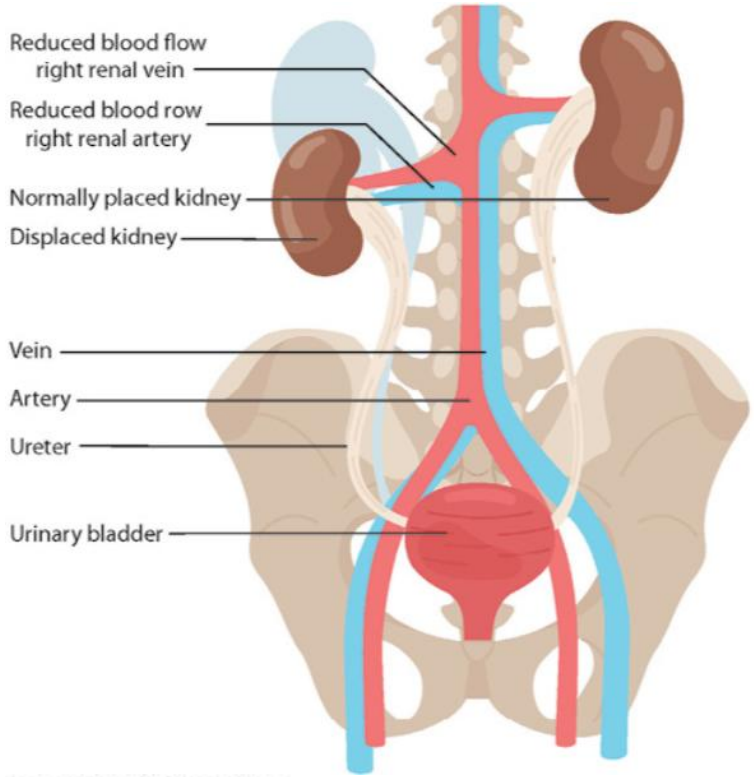

Figure 14.2 Nephroptosis

N28.9 Disorder of kidney and ureter, unspecified CC/MCC EX6

AHA: Q1 2016

Nephropathy NOS

Renal disease (acute) NOS

Renal insufficiency (acute)

EXCLUDES1 *chronic renal insufficiency (N18.9)*

unspecified nephritic syndrome (N05.-)

N29 Other disorders of kidney and ureter in diseases classified elsewhere

Code first underlying disease, such as:

amyloidosis (E85.-)

nephrocalcinosis (E83.59)

schistosomiasis (B65.0-B65.9)

EXCLUDES1 *disorders of kidney and ureter in:*

cystinosis (E72.0)

gonorrhea (A54.21)

syphilis (A52.75)

tuberculosis (A18.11)

Other diseases of the urinary system (N30-N39)

EXCLUDES *urinary infection (complicating):*
abortion or ectopic or molar pregnancy (O00-O07, O08.8)
pregnancy, childbirth and the puerperium (O23.-, O75.3, O86.2-)

4th N30 **Cystitis**

Use additional code to identify infectious agent (B95-B97)

EXCLUDES *prostatocystitis (N41.3)*

5th N30.0 **Acute cystitis**

EXCLUDES *irradiation cystitis (N30.4-)*
trigonitis (N30.3-)

N30.00 **Acute cystitis without hematuria** CC HAC CC/MCC Ex0

N30.01 **Acute cystitis with hematuria** CC HAC CC/MCC Ex0

5th N30.1 **Interstitial cystitis (chronic)**

N30.10 **Interstitial cystitis (chronic) without hematuria** CC/MCC Ex0

N30.11 **Interstitial cystitis (chronic) with hematuria** CC/MCC Ex0

5th N30.2 **Other chronic cystitis**

N30.20 **Other chronic cystitis without hematuria** CC/MCC Ex0

N30.21 **Other chronic cystitis with hematuria** CC/MCC Ex0

5th N30.3 **Trigonitis**

Urethrotrigonitis

N30.30 **Trigonitis without hematuria** CC/MCC Ex0

N30.31 **Trigonitis with hematuria** CC/MCC Ex0

5th N30.4 **Irradiation cystitis**

N30.40 **Irradiation cystitis without hematuria** CC CC/MCC Ex0

N30.41 **Irradiation cystitis with hematuria** CC CC/MCC Ex0

5th N30.8 **Other cystitis**

Abscess of bladder

N30.80 **Other cystitis without hematuria** CC/MCC Ex0

N30.81 **Other cystitis with hematuria** CC/MCC Ex0

5th N30.9 **Cystitis, unspecified**

N30.90 **Cystitis, unspecified without hematuria** CC/MCC Ex0

N30.91 **Cystitis, unspecified with hematuria** CC/MCC Ex0

4th **N31 Neuromuscular dysfunction of bladder, not elsewhere classified**

Use additional code to identify any associated urinary incontinence (N39.3-N39.4-)

EXCLUDES *cord bladder NOS (G95.89)*

neurogenic bladder due to cauda equina syndrome (G83.4)

neuromuscular dysfunction due to spinal cord lesion (G95.89)

N31.0 Uninhibited neuropathic bladder, not elsewhere classified

N31.1 Reflex neuropathic bladder, not elsewhere classified

N31.2 Flaccid neuropathic bladder, not elsewhere classified

Atonic (motor) (sensory) neuropathic bladder

Autonomous neuropathic bladder

Nonreflex neuropathic bladder

N31.8 Other neuromuscular dysfunction of bladder

N31.9 Neuromuscular dysfunction of bladder, unspecified

Neurogenic bladder dysfunction NOS

4th **N32 Other disorders of bladder**

EXCLUDES *calculus of bladder (N21.0)*

cystocele (N81.1-)

hernia or prolapse of bladder, female (N81.1-)

N32.0 Bladder-neck obstruction

Bladder-neck stenosis (acquired)

EXCLUDES *congenital bladder-neck obstruction (Q64.3-)*

N32.1 Vesicointestinal fistula CC CC/MCC Ex0

AHA: Q2 2025

Vesicorectal fistula

N32.2 Vesical fistula, not elsewhere classified CC CC/MCC Ex0

EXCLUDES *fistula between bladder and female genital tract (N82.0-N82.1)*

N32.3 Diverticulum of bladder

EXCLUDES *congenital diverticulum of bladder (Q64.6)*

diverticulitis of bladder (N30.8-)

5th **N32.8 Other specified disorders of bladder**

N32.81 Overactive bladder

Detrusor muscle hyperactivity

EXCLUDES1 *frequent urination due to specified bladder condition- code to condition*

N32.89 Other specified disorders of bladder CC/MCC EX0

Bladder hemorrhage

Bladder hypertrophy

Calcified bladder

Contracted bladder

N32.9 Bladder disorder, unspecified CC/MCC EX0

N33 Bladder disorders in diseases classified elsewhere

Code first underlying disease, such as:

schistosomiasis (B65.0-B65.9)

EXCLUDES1 *bladder disorder in syphilis (A52.76)*

bladder disorder in tuberculosis (A18.12)

candidal cystitis (B37.41)

chlamydial cystitis (A56.01)

cystitis in gonorrhea (A54.01)

cystitis in neurogenic bladder (N31.-)

diphtheritic cystitis (A36.85)

syphilitic cystitis (A52.76)

trichomonal cystitis (A59.03)

4th N34 **Urethritis and urethral syndrome**

Use additional code (B95-B97), to identify infectious agent.

excludes *Reiter's disease (M02.3-)*

urethritis in diseases with a predominantly sexual mode of transmission (A50-A64)

urethrotrigonitis (N30.3-)

N34.0 **Urethral abscess** CC HAC CC/MCC Ex6

Abscess (of) Cowper's gland

Abscess (of) Littré's gland

Abscess (of) urethral (gland)

Periurethral abscess

excludes *urethral caruncle (N36.2)*

N34.1 **Nonspecific urethritis** CC/MCC Ex6

Nongonococcal urethritis

Nonvenereal urethritis

N34.2 **Other urethritis** CC/MCC Ex6

Meatitis, urethral

Postmenopausal urethritis

Ulcer of urethra (meatus)

Urethritis NOS

N34.3 **Urethral syndrome, unspecified** CC/MCC Ex6

4th N35 **Urethral stricture**

excludes *congenital urethral stricture (Q64.3-)*

postprocedural urethral stricture (N99.1-)

5th N35.0 **Post-traumatic urethral stricture**

Urethral stricture due to injury

excludes *postprocedural urethral stricture (N99.1-)*

- N35.01 Post-traumatic urethral stricture, male
  - N35.010 Post-traumatic urethral stricture, male, meatal CC/MCC Ex0
  - N35.011 Post-traumatic bulbous urethral stricture CC/MCC Ex0
  - N35.012 Post-traumatic membranous urethral stricture CC/MCC Ex0
  - N35.013 Post-traumatic anterior urethral stricture CC/MCC Ex0
  - N35.014 Post-traumatic urethral stricture, male, unspecified CC/MCC Ex0
  - N35.016 Post-traumatic urethral stricture, male, overlapping sites CC/MCC Ex0
    - AHA: Q4 2018
- N35.02 Post-traumatic urethral stricture, female
  - N35.021 Urethral stricture due to childbirth CC/MCC Ex0
  - N35.028 Other post-traumatic urethral stricture, female CC/MCC Ex0
- N35.1 Postinfective urethral stricture, not elsewhere classified
  - EXCLUDES1 *urethral stricture associated with schistosomiasis (B65.-, N29)*
    gonococcal urethral stricture (A54.01)
    syphilitic urethral stricture (A52.76)
- N35.11 Postinfective urethral stricture, not elsewhere classified, male
  - N35.111 Postinfective urethral stricture, not elsewhere classified, male, meatal CC/MCC Ex0
  - N35.112 Postinfective bulbous urethral stricture, not elsewhere classified, male CC/MCC Ex0
  - N35.113 Postinfective membranous urethral stricture, not elsewhere classified, male CC/MCC Ex0
  - N35.114 Postinfective anterior urethral stricture, not elsewhere classified, male CC/MCC Ex0
  - N35.116 Postinfective urethral stricture, not elsewhere classified, male, overlapping sites CC/MCC Ex0
    - AHA: Q4 2018
  - N35.119 Postinfective urethral stricture, not elsewhere classified, male, unspecified CC/MCC Ex0
- N35.12 Postinfective urethral stricture, not elsewhere classified, female CC/MCC Ex0

5th N35.8 Other urethral stricture

EXCLUDES1 *postprocedural urethral stricture (N99.1-)*

6th N35.81 Other urethral stricture, male

N35.811 Other urethral stricture, male, meatal CC/MCC Ex0

AHA: Q4 2018

N35.812 Other bulbous urethral stricture, male CC/MCC Ex0

AHA: Q4 2018

N35.813 Other membranous urethral stricture, male CC/MCC Ex0

AHA: Q4 2018

N35.814 Other anterior urethral stricture, male CC/MCC Ex0

AHA: Q4 2018

N35.816 Other urethral stricture, male, overlapping sites CC/MCC Ex0

AHA: Q4 2018

N35.819 Other urethral stricture, male, unspecified site CC/MCC Ex0

AHA: Q4 2018

N35.82 Other urethral stricture, female CC/MCC Ex0

AHA: Q4 2018

5th N35.9 Urethral stricture, unspecified

6th N35.91 Urethral stricture, unspecified, male

N35.911 Unspecified urethral stricture, male, meatal CC/MCC Ex0

AHA: Q4 2018

N35.912 Unspecified bulbous urethral stricture, male CC/MCC Ex0

AHA: Q4 2018

N35.913 Unspecified membranous urethral stricture, male CC/MCC Ex0

AHA: Q4 2018

N35.914 Unspecified anterior urethral stricture, male CC/MCC Ex0

AHA: Q4 2018

N35.916 Unspecified urethral stricture, male, overlapping sites CC/MCC Ex0

AHA: Q4 2018

N35.919 Unspecified urethral stricture, male, unspecified site CC/MCC Ex0

AHA: Q4 2018

Pinhole meatus NOS

Urethral stricture NOS

N35.92 Unspecified urethral stricture, female CC/MCC Ex0

AHA: Q4 2018

4th N36 **Other disorders of urethra**

N36.0 **Urethral fistula** CC CC/MCC Ex6

Urethroperineal fistula
Urethrorectal fistula
Urinary fistula NOS

EXCLUDES1 *urethroscrotal fistula (N50.89)*
urethrovaginal fistula (N82.1)
urethrovesicovaginal fistula (N82.1)

N36.1 **Urethral diverticulum** CC/MCC Ex6

N36.2 **Urethral caruncle** CC/MCC Ex6

5th N36.4 **Urethral functional and muscular disorders**

Use additional code to identify associated urinary stress incontinence (N39.3)

N36.41 **Hypermobility of urethra** CC/MCC Ex6

N36.42 **Intrinsic sphincter deficiency (ISD)** CC/MCC Ex6

N36.43 **Combined hypermobility of urethra and intrinsic sphincter deficiency** CC/MCC Ex6

N36.44 **Muscular disorders of urethra**

Bladder sphincter dyssynergy

N36.5 **Urethral false passage** CC/MCC Ex6

N36.8 **Other specified disorders of urethra** CC/MCC Ex6

AHA: Q2 2022

EXCLUDES1 *congenital urethrocele (Q64.7)*
female urethrocele (N81.0)

N36.9 **Urethral disorder, unspecified** CC/MCC Ex6

N37 **Urethral disorders in diseases classified elsewhere**

Code first underlying disease

EXCLUDES1 *urethritis (in):*
candidal infection (B37.41)
chlamydial (A56.01)
gonorrhea (A54.01)
syphilis (A52.76)
trichomonal infection (A59.03)
tuberculosis (A18.13)

4th **N39 Other disorders of urinary system**

EXCLUDES *hematuria NOS (R31.-)*

recurrent or persistent hematuria (N02.-)

recurrent or persistent hematuria with specified morphological lesion (N02.-)

proteinuria NOS (R80.-)

N39.0 Urinary tract infection, site not specified CC HAC CC/MCC Ex0

AHA: Q4 2019, Q1 2018, Q2 2018

Use additional code (B95-B97), to identify infectious agent.

EXCLUDES *candidiasis of urinary tract (B37.4-)*

neonatal urinary tract infection (P39.3)

pyuria (R82.81)

urinary tract infection of specified site, such as:

cystitis (N30.-)

pyonephrosis (N13.6)

urethritis (N34.-)

N39.3 Stress incontinence (female) (male)

Code also any associated overactive bladder (N32.81)

EXCLUDES *mixed incontinence (N39.46)*

5th **N39.4 Other specified urinary incontinence**

Code also any associated overactive bladder (N32.81)

EXCLUDES *enuresis NOS (R32)*

functional urinary incontinence (R39.81)

urinary incontinence associated with cognitive impairment (R39.81)

urinary incontinence NOS (R32)

urinary incontinence of nonorganic origin (F98.0)

N39.41 Urge incontinence

EXCLUDES *mixed incontinence (N39.46)*

N39.42 Incontinence without sensory awareness

AHA: Q4 2016

Insensible (urinary) incontinence

N39.43 Post-void dribbling

N39.44 Nocturnal enuresis

EXCLUDES *nocturnal polyuria (R35.81)*

N39.45 Continuous leakage

N39.46 Mixed incontinence

Urge and stress incontinence

6th N39.49 Other specified urinary incontinence

N39.490 Overflow incontinence

N39.491 Coital incontinence

AHA: Q4 2016

N39.492 Postural (urinary) incontinence

AHA: Q4 2016

N39.498 Other specified urinary incontinence

Reflex incontinence

Total incontinence

N39.8 Other specified disorders of urinary system CC/MCC Ex6

N39.9 Disorder of urinary system, unspecified CC/MCC Ex6

Diseases of male genital organs (N40-N53)

4th N40 Benign prostatic hyperplasia

DEFINITION: (1) Prostatic hyperplasia is prostate enlargement caused by an overgrowth of prostatic cells or tissue that tends to cause urinary symptoms. (2) Prostatic hypertrophy is prostate enlargement caused by an enlargement of prostate cells without significant new prostate tissue.

INCLUDES *adenofibromatous hypertrophy of prostate*
benign hypertrophy of the prostate
benign prostatic hypertrophy
BPH
enlarged prostate
nodular prostate
polyp of prostate

EXCLUDES1 *benign neoplasms of prostate (adenoma, benign) (fibroadenoma) (fibroma) (myoma) (D29.1)*

EXCLUDES2 *malignant neoplasm of prostate (C61)*

N40.0 **Benign prostatic hyperplasia without lower urinary tract symptoms** A CC/MCC Ex0

Enlarged prostate without LUTS
Enlarged prostate NOS

N40.1 **Benign prostatic hyperplasia with lower urinary tract symptoms** A CC/MCC Ex0

AHA: Q4 2018

Enlarged prostate with LUTS

Use additional code for associated symptoms, when specified:

incomplete bladder emptying (R39.14)
nocturia (R35.1)
straining on urination (R39.16)
urinary frequency (R35.0)
urinary hesitancy (R39.11)
urinary incontinence (N39.4-)
urinary obstruction (N13.8)
urinary retention (R33.8)
urinary urgency (R39.15)
weak urinary stream (R39.12)

N40.2 Nodular prostate without lower urinary tract symptoms A CC/MCC Ex0

Nodular prostate without LUTS

N40.3 Nodular prostate with lower urinary tract symptoms A CC/MCC Ex0

Use additional code for associated symptoms, when specified:

incomplete bladder emptying (R39.14)

nocturia (R35.1)

straining on urination (R39.16)

urinary frequency (R35.0)

urinary hesitancy (R39.11)

urinary incontinence (N39.4-)

urinary obstruction (N13.8)

urinary retention (R33.8)

urinary urgency (R39.15)

weak urinary stream (R39.12)

4th N41 Inflammatory diseases of prostate

Use additional code (B95-B97), to identify infectious agent.

N41.0 Acute prostatitis A CC CC/MCC Ex0

AHA: Q1 2024

N41.1 Chronic prostatitis A CC/MCC Ex0

N41.2 Abscess of prostate A CC CC/MCC Ex0

N41.3 Prostatocystitis A CC/MCC Ex0

AHA: Q1 2024

N41.4 Granulomatous prostatitis A CC/MCC Ex0

N41.8 Other inflammatory diseases of prostate A CC/MCC Ex0

N41.9 Inflammatory disease of prostate, unspecified A CC/MCC Ex0

Prostatitis NOS

4th N42 Other and unspecified disorders of prostate

N42.0 Calculus of prostate A CC/MCC Ex0

Prostatic stone

N42.1 Congestion and hemorrhage of prostate A CC/MCC Ex0

EXCLUDES1 *enlarged prostate (N40.-)*

hematuria (R31.-)

hyperplasia of prostate (N40.-)

inflammatory diseases of prostate (N41.-)

5th N42.3 Dysplasia of prostate

N42.30 Unspecified dysplasia of prostate CC/MCC Ex0

AHA: Q4 2016

N42.31 Prostatic intraepithelial neoplasia CC/MCC Ex0

AHA: Q4 2016

PIN

Prostatic intraepithelial neoplasia I (PIN I)

Prostatic intraepithelial neoplasia II (PIN II)

EXCLUDES1 *prostatic intraepithelial neoplasia III (PIN III) (D07.5)*

N42.32 Atypical small acinar proliferation of prostate CC/MCC Ex0

AHA: Q4 2016

N42.39 Other dysplasia of prostate CC/MCC Ex0

AHA: Q4 2016

5th N42.8 Other specified disorders of prostate

N42.81 Prostatodynia syndrome A CC/MCC Ex0

Painful prostate syndrome

N42.82 Prostatosis syndrome A CC/MCC Ex0

N42.83 Cyst of prostate A CC/MCC Ex0

N42.89 Other specified disorders of prostate A CC/MCC Ex0

N42.9 Disorder of prostate, unspecified A CC/MCC Ex0

4th N43 Hydrocele and spermatocele

INCLUDES *hydrocele of spermatic cord, testis or tunica vaginalis*

EXCLUDES1 *congenital hydrocele (P83.5)*

N43.0 Encysted hydrocele CC/MCC Ex0

N43.1 Infected hydrocele CC CC/MCC Ex0

Use additional code (B95-B97), to identify infectious agent

N43.2 Other hydrocele CC/MCC Ex0

N43.3 Hydrocele, unspecified CC/MCC Ex0

5th N43.4 Spermatocele of epididymis

Spermatic cyst

N43.40 Spermatocele of epididymis, unspecified

N43.41 Spermatocele of epididymis, single

N43.42 Spermatocele of epididymis, multiple

4th N44 Noninflammatory disorders of testis

5th N44.0 Torsion of testis

N44.00 Torsion of testis, unspecified CC CC/MCC Ex0

N44.01 Extravaginal torsion of spermatic cord CC CC/MCC Ex0

N44.02 Intravaginal torsion of spermatic cord CC CC/MCC Ex0

Torsion of spermatic cord NOS

N44.03 Torsion of appendix testis CC CC/MCC Ex0

N44.04 Torsion of appendix epididymis CC CC/MCC Ex0

N44.1 Cyst of tunica albuginea testis CC/MCC Ex0

N44.2 Benign cyst of testis CC/MCC Ex0

N44.8 Other noninflammatory disorders of the testis CC/MCC Ex0

4th N45 Orchitis and epididymitis

Use additional code (B95-B97), to identify infectious agent.

N45.1 Epididymitis CC/MCC Ex0

N45.2 Orchitis CC/MCC Ex0

N45.3 Epididymo-orchitis CC/MCC Ex0

N45.4 Abscess of epididymis or testis CC CC/MCC Ex0

4th N46 Male infertility

EXCLUDES1 *vasectomy status (Z98.52)*

5th N46.0 Azoospermia

Absolute male infertility

Male infertility due to germinal (cell) aplasia

Male infertility due to spermatogenic arrest (complete)

N46.01 Organic azoospermia A

Azoospermia NOS

6th N46.02 Azoospermia due to extratesticular causes

Code also associated cause

N46.021 Azoospermia due to drug therapy A

N46.022 Azoospermia due to infection A

N46.023 Azoospermia due to obstruction of efferent ducts A

N46.024 Azoospermia due to radiation A

N46.025 Azoospermia due to systemic disease A

N46.029 Azoospermia due to other extratesticular causes A

5th N46.1 Oligospermia

Male infertility due to germinal cell desquamation

Male infertility due to hypospermatogenesis

Male infertility due to incomplete spermatogenic arrest

N46.11 Organic oligospermia A

Oligospermia NOS

6th N46.12 Oligospermia due to extratesticular causes

Code also associated cause

N46.121 Oligospermia due to drug therapy A

N46.122 Oligospermia due to infection A

N46.123 Oligospermia due to obstruction of efferent ducts A

N46.124 Oligospermia due to radiation A

N46.125 Oligospermia due to systemic disease A

N46.129 Oligospermia due to other extratesticular causes A

N46.8 Other male infertility A

N46.9 Male infertility, unspecified A

4th N47 Disorders of prepuce

N47.0 Adherent prepuce, newborn N

N47.1 Phimosis

N47.2 Paraphimosis

N47.3 Deficient foreskin

N47.4 Benign cyst of prepuce

N47.5 Adhesions of prepuce and glans penis

N47.6 Balanoposthitis CC/MCC Ex6

Use additional code (B95-B97), to identify infectious agent.

Excludes1 *balanitis (N48.1)*

N47.7 Other inflammatory diseases of prepuce

Use additional code (B95-B97), to identify infectious agent.

N47.8 Other disorders of prepuce

4th N48 **Other disorders of penis**

N48.0 **Leukoplakia of penis** CC/MCC Ex0

Balanitis xerotica obliterans
Kraurosis of penis
Lichen sclerosus of external male genital organs
EXCLUDES1 *carcinoma in situ of penis (D07.4)*

N48.1 **Balanitis** CC/MCC Ex0

Use additional code (B95-B97), to identify infectious agent

EXCLUDES1 *amebic balanitis (A06.8)*
balanitis xerotica obliterans (N48.0)
candidal balanitis (B37.42)
gonococcal balanitis (A54.23)
herpesviral [herpes simplex] balanitis (A60.01)

5th N48.2 **Other inflammatory disorders of penis**

Use additional code (B95-B97), to identify infectious agent.

EXCLUDES1 *balanitis (N48.1)*
balanitis xerotica obliterans (N48.0)
balanoposthitis (N47.6)

N48.21 **Abscess of corpus cavernosum and penis** CC/MCC Ex0
N48.22 **Cellulitis of corpus cavernosum and penis** CC/MCC Ex0
N48.29 **Other inflammatory disorders of penis** CC/MCC Ex0

5th N48.3 **Priapism**

Painful erection

Code first underlying cause

N48.30 **Priapism, unspecified** CC CC/MCC Ex0
N48.31 **Priapism due to trauma** CC CC/MCC Ex0
N48.32 **Priapism due to disease classified elsewhere** CC CC/MCC Ex0
N48.33 **Priapism, drug-induced** CC CC/MCC Ex0
N48.39 **Other priapism** CC CC/MCC Ex0

N48.5 **Ulcer of penis** CC/MCC Ex0
N48.6 **Induration penis plastica** CC/MCC Ex0

Peyronie's disease
Plastic induration of penis

5th N48.8 Other specified disorders of penis

N48.81 Thrombosis of superficial vein of penis CC/MCC Ex0

N48.82 Acquired torsion of penis CC/MCC Ex0

Acquired torsion of penis NOS

EXCLUDES1 *congenital torsion of penis (Q55.63)*

N48.83 Acquired buried penis CC/MCC Ex0

EXCLUDES1 *congenital hidden penis (Q55.64)*

N48.89 Other specified disorders of penis CC/MCC Ex0

N48.9 Disorder of penis, unspecified CC/MCC Ex0

4th N49 Inflammatory disorders of male genital organs, not elsewhere classified

Use additional code (B95-B97), to identify infectious agent

EXCLUDES1 *inflammation of penis (N48.1, N48.2-)*

orchitis and epididymitis (N45.-)

N49.0 Inflammatory disorders of seminal vesicle

Vesiculitis NOS

N49.1 Inflammatory disorders of spermatic cord, tunica vaginalis and vas deferens CC/MCC Ex0

Vasitis

N49.2 Inflammatory disorders of scrotum CC/MCC Ex0

N49.3 Fournier gangrene HCC CC/MCC Ex0

AHA: Q2 2020

N49.8 Inflammatory disorders of other specified male genital organs CC/MCC Ex0

Inflammation of multiple sites in male genital organs

N49.9 Inflammatory disorder of unspecified male genital organ CC/MCC Ex0

Abscess of unspecified male genital organ

Boil of unspecified male genital organ

Carbuncle of unspecified male genital organ

Cellulitis of unspecified male genital organ

4th N50 **Other and unspecified disorders of male genital organs**

Excludes1 *torsion of testis (N44.0-)*

N50.0 **Atrophy of testis**

N50.1 **Vascular disorders of male genital organs**

Hematocele, NOS, of male genital organs

Hemorrhage of male genital organs

Thrombosis of male genital organs

N50.3 **Cyst of epididymis** CC/MCC Ex0

5th N50.8 **Other specified disorders of male genital organs**

6th N50.81 **Testicular pain**

N50.811 **Right testicular pain** CC/MCC Ex0

AHA: Q4 2016

N50.812 **Left testicular pain** CC/MCC Ex0

AHA: Q4 2016

N50.819 **Testicular pain, unspecified** CC/MCC Ex0

AHA: Q4 2016

N50.82 **Scrotal pain** CC/MCC Ex0

AHA: Q4 2016

N50.89 **Other specified disorders of the male genital organs** CC/MCC Ex0

AHA: Q4 2016

Atrophy of scrotum, seminal vesicle, spermatic cord, tunica vaginalis and vas deferens

Chylocele, tunica vaginalis (nonfilarial) NOS

Edema of scrotum, seminal vesicle, spermatic cord, tunica vaginalis and vas deferens

Hypertrophy of scrotum, seminal vesicle, spermatic cord, tunica vaginalis and vas deferens

Stricture of spermatic cord, tunica vaginalis, and vas deferens

Ulcer of scrotum, seminal vesicle, spermatic cord, testis, tunica vaginalis and vas deferens

Urethroscrotal fistula

N50.9 **Disorder of male genital organs, unspecified**

N51 **Disorders of male genital organs in diseases classified elsewhere**

Code first underlying disease, such as:

filariasis (B74.0-B74.9)

Excludes1 *amebic balanitis (A06.8)*

candidal balanitis (B37.42)

gonococcal balanitis (A54.23)

gonococcal prostatitis (A54.22)

herpesviral [herpes simplex] balanitis (A60.01)

trichomonal prostatitis (A59.02)

tuberculous prostatitis (A18.14)

4th N52 Male erectile dysfunction

EXCLUDES1 *psychogenic impotence (F52.21)*

5th N52.0 Vasculogenic erectile dysfunction

N52.01 Erectile dysfunction due to arterial insufficiency A CC/MCC Ex0

N52.02 Corporo-venous occlusive erectile dysfunction A CC/MCC Ex0

N52.03 Combined arterial insufficiency and corporo-venous occlusive erectile dysfunction A CC/MCC Ex0

N52.1 Erectile dysfunction due to diseases classified elsewhere A

Code first underlying disease

N52.2 Drug-induced erectile dysfunction A CC/MCC Ex0

5th N52.3 Postprocedural erectile dysfunction

N52.31 Erectile dysfunction following radical prostatectomy A CC/MCC Ex0

N52.32 Erectile dysfunction following radical cystectomy A CC/MCC Ex0

N52.33 Erectile dysfunction following urethral surgery A CC/MCC Ex0

N52.34 Erectile dysfunction following simple prostatectomy A CC/MCC Ex0

N52.35 Erectile dysfunction following radiation therapy A CC/MCC Ex0

AHA: Q4 2016

N52.36 Erectile dysfunction following interstitial seed therapy A CC/MCC Ex0

AHA: Q4 2016

N52.37 Erectile dysfunction following prostate ablative therapy A CC/MCC Ex0

AHA: Q4 2016

Erectile dysfunction following cryotherapy

Erectile dysfunction following other prostate ablative therapies

Erectile dysfunction following ultrasound ablative therapies

N52.39 Other and unspecified postprocedural erectile dysfunction A CC/MCC Ex0

N52.8 Other male erectile dysfunction A CC/MCC Ex0

N52.9 Male erectile dysfunction, unspecified A CC/MCC Ex0

Impotence NOS

4th N53 **Other male sexual dysfunction**

Excludes1 *psychogenic sexual dysfunction (F52.-)*

5th N53.1 **Ejaculatory dysfunction**

Excludes1 *premature ejaculation (F52.4)*

N53.11 **Retarded ejaculation** CC/MCC Ex6

N53.12 **Painful ejaculation** CC/MCC Ex6

N53.13 **Anejaculatory orgasm** CC/MCC Ex6

N53.14 **Retrograde ejaculation** CC/MCC Ex6

N53.19 **Other ejaculatory dysfunction** CC/MCC Ex6

Ejaculatory dysfunction NOS

N53.8 **Other male sexual dysfunction** CC/MCC Ex6

N53.9 **Unspecified male sexual dysfunction** CC/MCC Ex6

Disorders of breast (N60-N65)

EXCLUDES *disorders of breast associated with childbirth (O91-O92)*

4th N60 **Benign mammary dysplasia**

INCLUDES *fibrocystic mastopathy*

5th N60.0 **Solitary cyst of breast**

Cyst of breast

N60.01 **Solitary cyst of right breast**

N60.02 **Solitary cyst of left breast**

N60.09 **Solitary cyst of unspecified breast**

5th N60.1 **Diffuse cystic mastopathy**

Cystic breast

Fibrocystic disease of breast

EXCLUDES *diffuse cystic mastopathy with epithelial proliferation (N60.3-)*

N60.11 **Diffuse cystic mastopathy of right breast** A

N60.12 **Diffuse cystic mastopathy of left breast** A

N60.19 **Diffuse cystic mastopathy of unspecified breast** A

5th N60.2 **Fibroadenosis of breast**

Adenofibrosis of breast

EXCLUDES *fibroadenoma of breast (D24.-)*

N60.21 **Fibroadenosis of right breast**

N60.22 **Fibroadenosis of left breast**

N60.29 **Fibroadenosis of unspecified breast**

5th N60.3 **Fibrosclerosis of breast**

Cystic mastopathy with epithelial proliferation

N60.31 **Fibrosclerosis of right breast**

N60.32 **Fibrosclerosis of left breast**

N60.39 **Fibrosclerosis of unspecified breast**

5th N60.4 **Mammary duct ectasia**

- N60.41 **Mammary duct ectasia of right breast**
- N60.42 **Mammary duct ectasia of left breast**
- N60.49 **Mammary duct ectasia of unspecified breast**

5th N60.8 **Other benign mammary dysplasias**

- N60.81 **Other benign mammary dysplasias of right breast**
- N60.82 **Other benign mammary dysplasias of left breast**
- N60.89 **Other benign mammary dysplasias of unspecified breast**

5th N60.9 **Unspecified benign mammary dysplasia**

- N60.91 **Unspecified benign mammary dysplasia of right breast**
- N60.92 **Unspecified benign mammary dysplasia of left breast**
- N60.99 **Unspecified benign mammary dysplasia of unspecified breast**

4th N61 **Inflammatory disorders of breast**

excludes *inflammatory carcinoma of breast* ▶*(C50.A-)*◀
inflammatory disorder of breast associated with childbirth (O91.-)
neonatal infective mastitis (P39.0)
thrombophlebitis of breast [Mondor's disease] (I80.8)

N61.0 **Mastitis without abscess**

Infective mastitis (acute) (nonpuerperal) (subacute)
Mastitis (acute) (nonpuerperal) (subacute) NOS
Cellulitis (acute) (nonpuerperal) (subacute) of breast NOS
Cellulitis (acute) (nonpuerperal) (subacute) of nipple NOS

N61.1 **Abscess of the breast and nipple**

Abscess (acute) (chronic) (nonpuerperal) of areola
Abscess (acute) (chronic) (nonpuerperal) of breast
Carbuncle of breast
Mastitis with abscess

5th N61.2 Granulomatous mastitis

N61.20 Granulomatous mastitis, unspecified breast

N61.21 Granulomatous mastitis, right breast

N61.22 Granulomatous mastitis, left breast

N61.23 Granulomatous mastitis, bilateral breast

N62 Hypertrophy of breast

Gynecomastia

Hypertrophy of breast NOS

Massive pubertal hypertrophy of breast

EXCLUDES1 *breast engorgement of newborn (P83.4)*

disproportion of reconstructed breast (N65.1)

4th N63 Unspecified lump in breast

Nodule(s) NOS in breast

N63.0 Unspecified lump in unspecified breast

5th N63.1 Unspecified lump in the right breast

N63.10 Unspecified lump in the right breast, unspecified quadrant

AHA: Q3 2022

N63.11 Unspecified lump in the right breast, upper outer quadrant

N63.12 Unspecified lump in the right breast, upper inner quadrant

N63.13 Unspecified lump in the right breast, lower outer quadrant

N63.14 Unspecified lump in the right breast, lower inner quadrant

N63.15 Unspecified lump in the right breast, overlapping quadrants

AHA: Q4 2019

5th N63.2 Unspecified lump in the left breast

N63.20 Unspecified lump in the left breast, unspecified quadrant

N63.21 Unspecified lump in the left breast, upper outer quadrant

N63.22 Unspecified lump in the left breast, upper inner quadrant

N63.23 Unspecified lump in the left breast, lower outer quadrant

N63.24 Unspecified lump in the left breast, lower inner quadrant

N63.25 Unspecified lump in the left breast, overlapping quadrants

AHA: Q4 2019

- 5th N63.3 Unspecified lump in axillary tail
  - N63.31 Unspecified lump in axillary tail of the right breast
  - N63.32 Unspecified lump in axillary tail of the left breast
- 5th N63.4 Unspecified lump in breast, subareolar
  - N63.41 Unspecified lump in right breast, subareolar
  - N63.42 Unspecified lump in left breast, subareolar
- 4th N64 Other disorders of breast
  - EXCLUDES *mechanical complication of breast prosthesis and implant (T85.4-)*
  - N64.0 Fissure and fistula of nipple
  - N64.1 Fat necrosis of breast PDxIn
    - Fat necrosis (segmental) of breast
    - **Code first** breast necrosis due to breast graft (T85.898)
  - N64.2 Atrophy of breast
  - N64.3 Galactorrhea not associated with childbirth
  - N64.4 Mastodynia
  - 5th N64.5 Other signs and symptoms in breast
    - EXCLUDES *abnormal findings on diagnostic imaging of breast (R92.-)*
    - N64.51 Induration of breast
    - N64.52 Nipple discharge
      - EXCLUDES *abnormal findings in nipple discharge (R89.-)*
    - N64.53 Retraction of nipple
    - N64.59 Other signs and symptoms in breast

5th N64.8 **Other specified disorders of breast**

N64.81 **Ptosis of breast** A

excludes *ptosis of native breast in relation to reconstructed breast (N65.1)*

N64.82 **Hypoplasia of breast** A

Micromastia

excludes *congenital absence of breast (Q83.0)*

hypoplasia of native breast in relation to reconstructed breast (N65.1)

N64.89 **Other specified disorders of breast**

AHA: Q1 2019, Q1 2018

Galactocele

Subinvolution of breast (postlactational)

N64.9 **Disorder of breast, unspecified**

AHA: Q1 2018

4th N65 **Deformity and disproportion of reconstructed breast**

N65.0 **Deformity of reconstructed breast** A

Contour irregularity in reconstructed breast

Excess tissue in reconstructed breast

Misshapen reconstructed breast

N65.1 **Disproportion of reconstructed breast** A

Breast asymmetry between native breast and reconstructed breast

Disproportion between native breast and reconstructed breast

Inflammatory diseases of female pelvic organs (N70-N77)

EXCLUDES1 *inflammatory diseases of female pelvic organs complicating:*
abortion or ectopic or molar pregnancy (O00-O07, O08.0)
pregnancy, childbirth and the puerperium (O23.-, O75.3, O85, O86.-)

4th N70 **Salpingitis and oophoritis**

INCLUDES *abscess (of) fallopian tube*
abscess (of) ovary
pyosalpinx
salpingo-oophoritis
tubo-ovarian abscess
tubo-ovarian inflammatory disease

Use additional code (B95-B97), to identify infectious agent

EXCLUDES1 *gonococcal infection (A54.24)*
tuberculous infection (A18.17)

5th N70.0 Acute **salpingitis and oophoritis**
N70.01 Acute salpingitis CC CC/MCC Ex0
N70.02 Acute oophoritis CC CC/MCC Ex0
N70.03 Acute salpingitis and oophoritis CC CC/MCC Ex0

5th N70.1 Chronic **salpingitis and oophoritis**
Hydrosalpinx
N70.11 Chronic salpingitis CC/MCC Ex0
N70.12 Chronic oophoritis CC/MCC Ex0
N70.13 Chronic salpingitis and oophoritis CC/MCC Ex0

5th N70.9 **Salpingitis and oophoritis, unspecified**
N70.91 Salpingitis, unspecified CC/MCC Ex0
N70.92 Oophoritis, unspecified CC/MCC Ex0
N70.93 Salpingitis and oophoritis, unspecified CC/MCC Ex0

4th N71 **Inflammatory disease of uterus, except cervix**

INCLUDES *endo (myo) metritis*
metritis
myometritis
pyometra
uterine abscess

Use additional code (B95-B97), to identify infectious agent

EXCLUDES1 *hyperplastic endometritis (N85.0-)*
infection of uterus following delivery (O85, O86.-)

N71.0 **Acute inflammatory disease of uterus** CC CC/MCC Ex0

N71.1 **Chronic inflammatory disease of uterus** CC/MCC Ex0

N71.9 **Inflammatory disease of uterus, unspecified** CC/MCC Ex0

N72 **Inflammatory disease of cervix uteri** CC/MCC Ex0

INCLUDES *cervicitis (with or without erosion or ectropion)*
endocervicitis (with or without erosion or ectropion)
exocervicitis (with or without erosion or ectropion)

Use additional code (B95-B97), to identify infectious agent

EXCLUDES1 *erosion and ectropion of cervix without cervicitis (N86)*

4th N73 **Other female pelvic inflammatory diseases**

Use additional code (B95-B97), to identify infectious agent.

N73.0 **Acute parametritis and pelvic cellulitis** CC CC/MCC Ex0

Abscess of broad ligament
Abscess of parametrium
Pelvic cellulitis, female

N73.1 **Chronic parametritis and pelvic cellulitis** CC/MCC Ex0

Any condition in N73.0 specified as chronic

EXCLUDES1 *tuberculous parametritis and pelvic cellulitis (A18.17)*

N73.2 **Unspecified parametritis and pelvic cellulitis** CC/MCC Ex6

Any condition in N73.0 unspecified whether acute or chronic

N73.3 **Female acute pelvic peritonitis** MCC CC/MCC Ex6

N73.4 **Female chronic pelvic peritonitis** CC CC/MCC Ex6

EXCLUDES1 *tuberculous pelvic (female) peritonitis (A18.17)*

N73.5 **Female pelvic peritonitis, unspecified** CC/MCC Ex6

N73.6 **Female pelvic peritoneal adhesions (postinfective)** CC/MCC Ex6

EXCLUDES2 *postprocedural pelvic peritoneal adhesions (N99.4)*

N73.8 **Other specified female pelvic inflammatory diseases** CC/MCC Ex6

N73.9 **Female pelvic inflammatory disease, unspecified** CC/MCC Ex6

Female pelvic infection or inflammation NOS

N74 **Female pelvic inflammatory disorders in diseases classified elsewhere**

Code first underlying disease

EXCLUDES1 *chlamydial cervicitis (A56.02)*

chlamydial pelvic inflammatory disease (A56.11)

gonococcal cervicitis (A54.03)

gonococcal pelvic inflammatory disease (A54.24)

herpesviral [herpes simplex] cervicitis (A60.03)

herpesviral [herpes simplex] pelvic inflammatory disease (A60.09)

syphilitic cervicitis (A52.76)

syphilitic pelvic inflammatory disease (A52.76)

trichomonal cervicitis (A59.09)

tuberculous cervicitis (A18.16)

tuberculous pelvic inflammatory disease (A18.17)

4th N75 **Diseases of Bartholin's gland**

- N75.0 **Cyst of Bartholin's gland** CC/MCC Ex0
- N75.1 **Abscess of Bartholin's gland** CC CC/MCC Ex0

  AHA: Q1 2025
- N75.8 **Other diseases of Bartholin's gland** CC/MCC Ex0

  Bartholinitis
- N75.9 **Disease of Bartholin's gland, unspecified** CC/MCC Ex0

4th N76 **Other inflammation of vagina and vulva**

Use additional code (B95-B97), to identify infectious agent

Excludes *senile (atrophic) vaginitis (N95.2)*

vulvar vestibulitis (N94.810)

- N76.0 **Acute vaginitis** CC/MCC Ex0

  Acute vulvovaginitis

  Vaginitis NOS

  Vulvovaginitis NOS
- N76.1 **Subacute and chronic vaginitis** CC/MCC Ex0

  Chronic vulvovaginitis

  Subacute vulvovaginitis
- N76.2 **Acute vulvitis** CC/MCC Ex0

  Vulvitis NOS
- N76.3 **Subacute and chronic vulvitis** CC/MCC Ex0
- N76.4 **Abscess of vulva** CC CC/MCC Ex0

  Furuncle of vulva
- N76.5 **Ulceration of vagina** CC/MCC Ex0
- N76.6 **Ulceration of vulva** CC/MCC Ex0

5th N76.8 Other specified inflammation of vagina and vulva

N76.81 Mucositis (ulcerative) of vagina and vulva CC CC/MCC Exc

Code also type of associated therapy, such as:
antineoplastic and immunosuppressive drugs (T45.1X-)
radiological procedure and radiotherapy (Y84.2)

EXCLUDES1 *gastrointestinal mucositis (ulcerative) (K92.81)*
nasal mucositis (ulcerative) (J34.81)
oral mucositis (ulcerative) (K12.3-)

N76.82 Fournier disease of vagina and vulva HCC CC/MCC Exc

AHA: Q4 2022

Fournier gangrene of vagina and vulva

Code also, if applicable, diabetes mellitus (E08-E13 with .9)

EXCLUDES1 *gangrene in diabetes mellitus (E08-E13 with .52)*

N76.89 Other specified inflammation of vagina and vulva CC/MCC Exc

4th N77 Vulvovaginal ulceration and inflammation in diseases classified elsewhere

N77.0 Ulceration of vulva in diseases classified elsewhere

Code first underlying disease, such as:
Behçet's disease (M35.2)

EXCLUDES1 *ulceration of vulva in gonococcal infection (A54.02)*
ulceration of vulva in herpesviral [herpes simplex] infection (A60.04)
ulceration of vulva in syphilis (A51.0)
ulceration of vulva in tuberculosis (A18.18)

N77.1 Vaginitis, vulvitis and vulvovaginitis in diseases classified elsewhere

Code first underlying disease, such as:
pinworm (B80)

EXCLUDES1 *candidal vulvovaginitis (B37.3-)*
chlamydial vulvovaginitis (A56.02)
gonococcal vulvovaginitis (A54.02)
herpesviral [herpes simplex] vulvovaginitis (A60.04)
trichomonal vulvovaginitis (A59.01)
tuberculous vulvovaginitis (A18.18)
vulvovaginitis in early syphilis (A51.0)
vulvovaginitis in late syphilis (A52.76)

Noninflammatory disorders of female genital tract (N80-N98)

4th N80 Endometriosis

5th N80.0 Endometriosis of uterus

Endometriosis of the cervix

EXCLUDES1 *stromal endometriosis (D39.0)*

N80.00 Endometriosis of the uterus, unspecified

AHA: Q4 2022

N80.01 Superficial endometriosis of the uterus

N80.02 Deep endometriosis of the uterus

Deep retrocervical endometriosis

N80.03 Adenomyosis of the uterus

AHA: Q4 2022

Adenomyosis NOS

5th N80.1 Endometriosis of ovary

6th N80.10 Endometriosis of ovary, unspecified depth

N80.101 Endometriosis of right ovary, unspecified depth

AHA: Q4 2022

N80.102 Endometriosis of left ovary, unspecified depth

N80.103 Endometriosis of bilateral ovaries, unspecified depth

N80.109 Endometriosis of ovary, unspecified side, unspecified depth

Endometriosis of ovary NOS

6th N80.11 Superficial endometriosis of the ovary

N80.111 Superficial endometriosis of right ovary

AHA: Q4 2022

N80.112 Superficial endometriosis of left ovary

N80.113 Superficial endometriosis of bilateral ovaries

N80.119 Superficial endometriosis of ovary, unspecified ovary

6th N80.12 Deep endometriosis of ovary

Deep ovarian endometriosis

Endometrioma

N80.121 Deep endometriosis of right ovary

N80.122 Deep endometriosis of left ovary

N80.123 Deep endometriosis of bilateral ovaries

N80.129 Deep endometriosis of ovary, unspecified ovary

AHA: Q4 2022

5th N80.2 Endometriosis of fallopian tube

6th N80.20 Endometriosis of fallopian tube, unspecified depth

N80.201 Endometriosis of right fallopian tube, unspecified depth

AHA: Q4 2022

N80.202 Endometriosis of left fallopian tube, unspecified depth

N80.203 Endometriosis of bilateral fallopian tubes, unspecified depth

N80.209 Endometriosis of unspecified fallopian tube, unspecified depth

Endometriosis fallopian tube NOS

6th N80.21 Superficial endometriosis of fallopian tube

N80.211 Superficial endometriosis of right fallopian tube

N80.212 Superficial endometriosis of left fallopian tube

N80.213 Superficial endometriosis of bilateral fallopian tubes

N80.219 Superficial endometriosis of unspecified fallopian tube

6th N80.22 Deep endometriosis of the fallopian tube

Deep endometriosis involving muscular wall of fallopian tube

N80.221 Deep endometriosis of right fallopian tube

N80.222 Deep endometriosis of left fallopian tube

N80.223 Deep endometriosis of bilateral fallopian tubes

N80.229 Deep endometriosis of unspecified fallopian tube

AHA: Q4 2022

N80.3 Endometriosis of pelvic peritoneum

N80.30 Endometriosis of pelvic peritoneum, unspecified

AHA: Q4 2022

Endometriosis of the retroperitoneum NOS

N80.31 Endometriosis of the anterior cul-de-sac

N80.311 Superficial endometriosis of the anterior cul-de-sac

AHA: Q4 2022

N80.312 Deep endometriosis of the anterior cul-de-sac

N80.319 Endometriosis of the anterior cul-de-sac, unspecified depth

Endometriosis of the anterior cul-de-sac NOS

N80.32 Endometriosis of the posterior cul-de-sac

N80.321 Superficial endometriosis of the posterior cul-de-sac

N80.322 Deep endometriosis of the posterior cul-de-sac

N80.329 Endometriosis of the posterior cul-de-sac, unspecified depth

AHA: Q4 2022

Endometriosis of the posterior cul-de-sac NOS

N80.33 Superficial endometriosis of the pelvic sidewall

N80.331 Superficial endometriosis of the right pelvic sidewall

AHA: Q4 2022

N80.332 Superficial endometriosis of the left pelvic sidewall

N80.333 Superficial endometriosis of bilateral pelvic sidewall

N80.339 Superficial endometriosis of pelvic sidewall, unspecified side

N80.34 Deep endometriosis of the pelvic sidewall

N80.341 Deep endometriosis of the right pelvic sidewall

N80.342 Deep endometriosis of the left pelvic sidewall

N80.343 Deep endometriosis of the bilateral pelvic sidewall

N80.349 Deep endometriosis of the pelvic sidewall, unspecified side

AHA: Q4 2022

N80.35 Endometriosis of the pelvic sidewall, unspecified depth

N80.351 Endometriosis of the right pelvic sidewall, unspecified depth

N80.352 Endometriosis of the left pelvic sidewall, unspecified depth

N80.353 Endometriosis of bilateral pelvic sidewall, unspecified depth

N80.359 Endometriosis of pelvic sidewall, unspecified side, unspecified depth

AHA: Q4 2022

Endometriosis of the pelvic sidewall NOS

N80.36 Superficial endometriosis of the pelvic brim

N80.361 Superficial endometriosis of the right pelvic brim

AHA: Q4 2022

N80.362 Superficial endometriosis of the left pelvic brim

N80.363 Superficial endometriosis of bilateral pelvic brim

N80.369 Superficial endometriosis of the pelvic brim, unspecified side

N80.37 Deep endometriosis of the pelvic brim

N80.371 Deep endometriosis of the right pelvic brim

N80.372 Deep endometriosis of the left pelvic brim

N80.373 Deep endometriosis of bilateral pelvic brim

N80.379 Deep endometriosis of the pelvic brim, unspecified side

N80.38 Endometriosis of the pelvic brim, unspecified depth

N80.381 Endometriosis of the right pelvic brim, unspecified depth

N80.382 Endometriosis of the left pelvic brim, unspecified depth

N80.383 Endometriosis of bilateral pelvic brim, unspecified depth

N80.389 Endometriosis of the pelvic brim, unspecified side, unspecified depth

AHA: Q4 2022

Endometriosis of the pelvic brim NOS

N80.3A Superficial endometriosis of the uterosacral ligament(s)

N80.3A1 Superficial endometriosis of the right uterosacral ligament

AHA: Q4 2022

N80.3A2 Superficial endometriosis of the left uterosacral ligament

N80.3A3 Superficial endometriosis of the bilateral uterosacral ligament(s)

N80.3A9 Superficial endometriosis of the uterosacral ligament(s), unspecified side

N80.3B Deep endometriosis of the uterosacral ligament(s)

N80.3B1 Deep endometriosis of the right uterosacral ligament

N80.3B2 Deep endometriosis of the left uterosacral ligament

N80.3B3 Deep endometriosis of bilateral uterosacral ligament(s)

N80.3B9 Deep endometriosis of the uterosacral ligament(s), unspecified side

N80.3C Endometriosis of the uterosacral ligament(s), unspecified depth

N80.3C1 Endometriosis of the right uterosacral ligament, unspecified depth

N80.3C2 Endometriosis of the left uterosacral ligament, unspecified depth

N80.3C3 Endometriosis of bilateral uterosacral ligament(s), unspecified depth

N80.3C9 Endometriosis of the uterosacral ligament(s), unspecified side, unspecified depth

AHA: Q4 2022

Endometriosis of the uterosacral ligament(s) NOS

N80.39 Endometriosis of other pelvic peritoneum

N80.391 Superficial endometriosis of the pelvic peritoneum, other specified sites

AHA: Q4 2022

N80.392 Deep endometriosis of the pelvic peritoneum, other specified sites

N80.399 Endometriosis of the pelvic peritoneum, other specified sites, unspecified depth

AHA: Q4 2022

5th N80.4 Endometriosis of rectovaginal septum and vagina

N80.40 Endometriosis of rectovaginal septum, unspecified involvement of vagina

AHA: Q4 2022

Endometriosis of the rectovaginal septum, NOS

N80.41 Endometriosis of rectovaginal septum without involvement of vagina

N80.42 Endometriosis of rectovaginal septum with involvement of vagina

AHA: Q4 2022

5th N80.5 Endometriosis of intestine

N80.50 Endometriosis of intestine, unspecified

AHA: Q4 2022

6th N80.51 Endometriosis of the rectum

N80.511 Superficial endometriosis of the rectum

N80.512 Deep endometriosis of the rectum

Deep endometriosis of the rectum, multifocal

N80.519 Endometriosis of the rectum, unspecified depth

Endometriosis of the rectum NOS

6th N80.52 Endometriosis of the sigmoid colon

N80.521 Superficial endometriosis of the sigmoid colon

N80.522 Deep endometriosis of the sigmoid colon

N80.529 Endometriosis of the sigmoid colon, unspecified depth

Endometriosis of the sigmoid colon NOS

6th N80.53 Endometriosis of the cecum

N80.531 Superficial endometriosis of the cecum

N80.532 Deep endometriosis of the cecum

N80.539 Endometriosis of the cecum, unspecified depth

Endometriosis of the cecum NOS

- N80.54 Endometriosis of the appendix
  - N80.541 Superficial endometriosis of the appendix
  - N80.542 Deep endometriosis of the appendix
  - N80.549 Endometriosis of the appendix, unspecified depth
    - Endometriosis of the appendix NOS
- N80.55 Endometriosis of other parts of the colon
  - Endometriosis of descending colon
  - Endometriosis of transverse colon
  - N80.551 Superficial endometriosis of other parts of the colon
  - N80.552 Deep endometriosis of other parts of the colon
  - N80.559 Endometriosis of other parts of the colon, unspecified depth
    - Endometriosis of colon NOS
- N80.56 Endometriosis of the small intestine
  - N80.561 Superficial endometriosis of the small intestine
  - N80.562 Deep endometriosis of the small intestine
    - Deep endometriosis of the small intestine, multifocal
  - N80.569 Endometriosis of the small intestine, unspecified depth
    - **AHA:** Q4 2022
    - Endometriosis of the small intestine NOS
- N80.6 Endometriosis in cutaneous scar
- N80.A Endometriosis of bladder and ureters
  - N80.A0 Endometriosis of bladder, unspecified depth CC/MCC Ex0
    - **AHA:** Q4 2022
    - Endometriosis of bladder NOS
  - N80.A1 Superficial endometriosis of bladder CC/MCC Ex0
  - N80.A2 Deep endometriosis of bladder CC/MCC Ex0

N80.A4 Superficial endometriosis of ureter

Extrinsic endometriosis of ureter

Code also, if applicable, obstructive and reflux uropathy (N13.-)

N80.A41 Superficial endometriosis of right ureter CC/MCC Ex0

N80.A42 Superficial endometriosis of left ureter CC/MCC Ex0

N80.A43 Superficial endometriosis of bilateral ureters CC/MCC Ex0

N80.A49 Superficial endometriosis of unspecified ureter CC/MCC Ex0

N80.A5 Deep endometriosis of ureter

Intrinsic endometriosis of ureter

Code also, if applicable, obstructive and reflux uropathy (N13.-)

N80.A51 Deep endometriosis of right ureter CC/MCC Ex0

N80.A52 Deep endometriosis of left ureter CC/MCC Ex0

N80.A53 Deep endometriosis of bilateral ureters CC/MCC Ex0

N80.A59 Deep endometriosis of unspecified ureter CC/MCC Ex0

N80.A6 Endometriosis of ureter, unspecified depth

Code also, if applicable, obstructive and reflux uropathy (N13.-)

N80.A61 Endometriosis of right ureter, unspecified depth CC/MCC Ex0

N80.A62 Endometriosis of left ureter, unspecified depth CC/MCC Ex0

N80.A63 Endometriosis of bilateral ureters, unspecified depth CC/MCC Ex0

N80.A69 Endometriosis of unspecified ureter, unspecified depth CC/MCC Ex0

AHA: Q4 2022

N80.B Endometriosis of cardiothoracic space

Endometriosis of thorax

Code also, if applicable:

catamenial hemothorax (J94.2)

catamenial pneumothorax (J93.12)

N80.B1 Endometriosis of pleura CC/MCC Ex0

AHA: Q4 2022

N80.B2 Endometriosis of lung CC/MCC Ex0

6th N80.B3 Endometriosis of diaphragm

N80.B31 Superficial endometriosis of diaphragm CC/MCC Ex6

N80.B32 Deep endometriosis of diaphragm CC/MCC Ex6

N80.B39 Endometriosis of diaphragm, unspecified depth CC/MCC Ex6

Endometriosis of the diaphragm NOS

N80.B4 Endometriosis of the pericardial space

N80.B5 Endometriosis of the mediastinal space

N80.B6 Endometriosis of cardiothoracic space

AHA: Q4 2022

5th N80.C Endometriosis of the abdomen

N80.C0 Endometriosis of the abdomen, unspecified

AHA: Q4 2022

Endometriosis of the abdomen NOS

6th N80.C1 Endometriosis of the anterior abdominal wall

N80.C10 Endometriosis of the anterior abdominal wall, subcutaneous tissue

N80.C11 Endometriosis of the anterior abdominal wall, fascia and muscular layers

N80.C19 Endometriosis of the anterior abdominal wall, unspecified depth

Endometriosis of the anterior abdominal wall NOS

N80.C2 Endometriosis of the umbilicus

N80.C3 Endometriosis of the inguinal canal

N80.C4 Endometriosis of extra-pelvic abdominal peritoneum

N80.C9 Endometriosis of other site of abdomen

AHA: Q4 2022

5th N80.D **Endometriosis of the pelvic nerves**

Endometriosis of the nerves of the retroperitoneum

N80.D0 **Endometriosis of the pelvic nerves, unspecified**

AHA: Q4 2022

Endometriosis of nerve of the retroperitoneum, NOS

N80.D1 **Endometriosis of the sacral splanchnic nerves**

Endometriosis of the pelvic splanchnic nerves

N80.D2 **Endometriosis of the sacral nerve roots**

N80.D3 **Endometriosis of the obturator nerve**

N80.D4 **Endometriosis of the sciatic nerve**

N80.D5 **Endometriosis of the pudendal nerve**

N80.D6 **Endometriosis of the femoral nerve**

N80.D9 **Endometriosis of other pelvic nerve**

AHA: Q4 2022

Endometriosis of the other nerves of the retroperitoneum

N80.8 **Other endometriosis**

Endometriosis of other site

N80.9 **Endometriosis, unspecified**

4th N81 **Female genital prolapse**

EXCLUDES *genital prolapse complicating pregnancy, labor or delivery (O34.5-)*

prolapse and hernia of ovary and fallopian tube (N83.4-)

prolapse of vaginal vault after hysterectomy (N99.3)

N81.0 **Urethrocele**

EXCLUDES *urethrocele with cystocele (N81.1-)*

urethrocele with prolapse of uterus (N81.2-N81.4)

5th N81.1 **Cystocele**

Cystocele with urethrocele

Cystourethrocele

EXCLUDES1 *cystocele with prolapse of uterus (N81.2-N81.4)*

N81.10 **Cystocele, unspecified**

Prolapse of (anterior) vaginal wall NOS

N81.11 **Cystocele, midline**

N81.12 **Cystocele, lateral**

Paravaginal cystocele

N81.2 **Incomplete uterovaginal prolapse**

First degree uterine prolapse

Prolapse of cervix NOS

Second degree uterine prolapse

EXCLUDES1 *cervical stump prolapse (N81.85)*

N81.3 **Complete uterovaginal prolapse**

Procidentia (uteri) NOS

Third degree uterine prolapse

N81.4 **Uterovaginal prolapse, unspecified**

Prolapse of uterus NOS

N81.5 **Vaginal enterocele**

EXCLUDES1 *enterocele with prolapse of uterus (N81.2-N81.4)*

N81.6 **Rectocele**

Prolapse of posterior vaginal wall

Use additional code for any associated fecal incontinence, if applicable (R15.-)

EXCLUDES1 *rectocele with prolapse of uterus (N81.2-N81.4)*

EXCLUDES2 *perineocele (N81.81)*

rectal prolapse (K62.3)

5th N81.8 Other female genital prolapse

N81.81 Perineocele

N81.82 Incompetence or weakening of pubocervical tissue

N81.83 Incompetence or weakening of rectovaginal tissue

N81.84 Pelvic muscle wasting

Disuse atrophy of pelvic muscles and anal sphincter

N81.85 Cervical stump prolapse

N81.89 Other female genital prolapse

Deficient perineum

Old laceration of muscles of pelvic floor

N81.9 Female genital prolapse, unspecified

4th N82 Fistulae involving female genital tract

EXCLUDES *vesicointestinal fistulae (N32.1)*

N82.0 Vesicovaginal fistula CC CC/MCC Ex0

N82.1 Other female urinary-genital tract fistulae CC CC/MCC Ex0

AHA: Q3 2017

Cervicovesical fistula

Ureterovaginal fistula

Urethrovaginal fistula

Uteroureteric fistula

Uterovesical fistula

N82.2 Fistula of vagina to small intestine CC CC/MCC Ex0

N82.3 Fistula of vagina to large intestine CC CC/MCC Ex0

Rectovaginal fistula

N82.4 Other female intestinal-genital tract fistulae CC CC/MCC Ex0

Intestinouterine fistula

N82.5 Female genital tract-skin fistulae CC CC/MCC Ex0

Uterus to abdominal wall fistula

Vaginoperineal fistula

N82.8 Other female genital tract fistulae CC CC/MCC Ex0

N82.9 Female genital tract fistula, unspecified CC CC/MCC Ex0

4th N83 **Noninflammatory disorders of ovary, fallopian tube and broad ligament**

Excludes1 *hydrosalpinx (N70.1-)*

5th N83.0 **Follicular cyst of ovary**

Cyst of graafian follicle

Hemorrhagic follicular cyst (of ovary)

N83.00 Follicular cyst of ovary, unspecified side CC/MCC Ex0

N83.01 Follicular cyst of right ovary CC/MCC Ex0

N83.02 Follicular cyst of left ovary CC/MCC Ex0

5th N83.1 **Corpus luteum cyst**

Hemorrhagic corpus luteum cyst

N83.10 Corpus luteum cyst of ovary, unspecified side CC/MCC Ex0

N83.11 Corpus luteum cyst of right ovary CC/MCC Ex0

N83.12 Corpus luteum cyst of left ovary CC/MCC Ex0

AHA: Q1 2022

5th N83.2 **Other and unspecified ovarian cysts**

Excludes1 *developmental ovarian cyst (Q50.1)*

neoplastic ovarian cyst (D27.-)

polycystic ovarian syndrome (E28.2)

Stein-Leventhal syndrome (E28.2)

6th N83.20 **Unspecified ovarian cysts**

N83.201 Unspecified ovarian cyst, right side CC/MCC Ex0

N83.202 Unspecified ovarian cyst, left side CC/MCC Ex0

AHA: Q1 2022

N83.209 Unspecified ovarian cyst, unspecified side CC/MCC Ex0

Ovarian cyst, NOS

6th N83.29 **Other ovarian cysts**

Retention cyst of ovary

Simple cyst of ovary

N83.291 Other ovarian cyst, right side CC/MCC Ex0

N83.292 Other ovarian cyst, left side CC/MCC Ex0

N83.299 Other ovarian cyst, unspecified side CC/MCC Ex0

- N83.3 Acquired atrophy of ovary and fallopian tube
  - N83.31 Acquired atrophy of ovary
    - N83.311 Acquired atrophy of right ovary CC/MCC Ex0
    - N83.312 Acquired atrophy of left ovary CC/MCC Ex0
    - N83.319 Acquired atrophy of ovary, unspecified side CC/MCC Ex0
      - Acquired atrophy of ovary, NOS
  - N83.32 Acquired atrophy of fallopian tube
    - N83.321 Acquired atrophy of right fallopian tube CC/MCC Ex0
    - N83.322 Acquired atrophy of left fallopian tube CC/MCC Ex0
    - N83.329 Acquired atrophy of fallopian tube, unspecified side CC/MCC Ex0
      - Acquired atrophy of fallopian tube, NOS
  - N83.33 Acquired atrophy of ovary and fallopian tube
    - N83.331 Acquired atrophy of right ovary and fallopian tube CC/MCC Ex0
    - N83.332 Acquired atrophy of left ovary and fallopian tube CC/MCC Ex0
    - N83.339 Acquired atrophy of ovary and fallopian tube, unspecified side CC/MCC Ex0
      - Acquired atrophy of ovary and fallopian tube, NOS
- N83.4 Prolapse and hernia of ovary and fallopian tube
  - N83.40 Prolapse and hernia of ovary and fallopian tube, unspecified side CC/MCC Ex0
    - Prolapse and hernia of ovary and fallopian tube, NOS
  - N83.41 Prolapse and hernia of right ovary and fallopian tube CC/MCC Ex0
  - N83.42 Prolapse and hernia of left ovary and fallopian tube CC/MCC Ex0
- N83.5 Torsion of ovary, ovarian pedicle and fallopian tube
  - Torsion of accessory tube
  - N83.51 Torsion of ovary and ovarian pedicle
    - N83.511 Torsion of right ovary and ovarian pedicle CC CC/MCC Ex0
    - N83.512 Torsion of left ovary and ovarian pedicle CC CC/MCC Ex0
    - N83.519 Torsion of ovary and ovarian pedicle, unspecified side CC CC/MCC Ex0
      - Torsion of ovary and ovarian pedicle, NOS

6th N83.52 **Torsion of fallopian tube**

Torsion of hydatid of Morgagni

N83.521 **Torsion of right fallopian tube** CC CC/MCC Ex6

N83.522 **Torsion of left fallopian tube** CC CC/MCC Ex6

N83.529 **Torsion of fallopian tube, unspecified side** CC CC/MCC Ex6

Torsion of fallopian tube, NOS

N83.53 **Torsion of ovary, ovarian pedicle and fallopian tube** CC CC/MCC Ex6

N83.6 **Hematosalpinx** CC/MCC Ex6

EXCLUDES1 *hematosalpinx (with) (in):*

hematocolpos (N89.7)

hematometra (N85.7)

tubal pregnancy (O00.1-)

N83.7 **Hematoma of broad ligament** CC/MCC Ex6

N83.8 **Other noninflammatory disorders of ovary, fallopian tube and broad ligament** CC/MCC Ex6

Broad ligament laceration syndrome [Allen-Masters]

N83.9 **Noninflammatory disorder of ovary, fallopian tube and broad ligament, unspecified** CC/MCC Ex6

4th N84 **Polyp of female genital tract**

EXCLUDES1 *adenomatous polyp (D28.-)*

placental polyp (O90.89)

N84.0 **Polyp of corpus uteri**

Polyp of endometrium

Polyp of uterus NOS

EXCLUDES1 *polypoid endometrial hyperplasia (N85.0-)*

N84.1 **Polyp of cervix uteri**

Mucous polyp of cervix

N84.2 **Polyp of vagina**

N84.3 **Polyp of vulva** CC/MCC Ex6

Polyp of labia

N84.8 **Polyp of other parts of female genital tract**

N84.9 **Polyp of female genital tract, unspecified**

4th N85 Other noninflammatory disorders of uterus, except cervix

EXCLUDES1 *endometriosis (N80.-)*
inflammatory diseases of uterus (N71.-)
noninflammatory disorders of cervix, except malposition (N86-N88)
polyp of corpus uteri (N84.0)
uterine prolapse (N81.-)

5th N85.0 Endometrial hyperplasia

N85.00 Endometrial hyperplasia, unspecified

Hyperplasia (adenomatous) (cystic) (glandular) of endometrium
Hyperplastic endometritis

N85.01 Benign endometrial hyperplasia

Endometrial hyperplasia (complex) (simple) without atypia

N85.02 Endometrial intraepithelial neoplasia [EIN]

Endometrial hyperplasia with atypia

EXCLUDES1 *malignant neoplasm of endometrium (with endometrial intraepithelial neoplasia [EIN]) (C54.1)*

N85.2 Hypertrophy of uterus

Bulky or enlarged uterus

EXCLUDES1 *puerperal hypertrophy of uterus (O90.89)*

N85.3 Subinvolution of uterus

EXCLUDES1 *puerperal subinvolution of uterus (O90.89)*

N85.4 Malposition of uterus

Anteversion of uterus
Retroflexion of uterus
Retroversion of uterus

EXCLUDES1 *malposition of uterus complicating pregnancy, labor or delivery (O34.5-, O65.5)*

N85.5 Inversion of uterus

EXCLUDES1 *current obstetric trauma (O71.2)*
postpartum inversion of uterus (O71.2)

N85.6 Intrauterine synechiae

N85.7 Hematometra

Hematosalpinx with hematometra

EXCLUDES1 *hematometra with hematocolpos (N89.7)*

N85.8 Other specified noninflammatory disorders of uterus CC/MCC Ex0

Atrophy of uterus, acquired

Fibrosis of uterus NOS

N85.9 Noninflammatory disorder of uterus, unspecified CC/MCC Ex0

Disorder of uterus NOS

N85.A Isthmocele CC/MCC Ex0

AHA: Q4 2022

Isthmocele (non-pregnant state)

Code also any associated conditions such as:

abnormal uterine and vaginal bleeding, unspecified (N93.9)

female infertility of uterine origin (N97.2)

pelvic and perineal pain ▶(R10.2-)◀

EXCLUDES1 *maternal care for cesarean scar defect (isthmocele) (O34.22)*

N86 Erosion and ectropion of cervix uteri

Decubitus (trophic) ulcer of cervix

Eversion of cervix

EXCLUDES1 *erosion and ectropion of cervix with cervicitis (N72)*

N87 Dysplasia of cervix uteri

DEFINITION: Precancerous condition of abnormal cells on the cervix or within the endocervical canal.

EXCLUDES *abnormal results from cervical cytologic examination without histologic confirmation (R87.61-)*
carcinoma in situ of cervix uteri (D06.-)
cervical intraepithelial neoplasia III [CIN III] (D06.-)
HGSIL of cervix (R87.613)
severe dysplasia of cervix uteri (D06.-)

N87.0 Mild cervical dysplasia

Cervical intraepithelial neoplasia I [CIN I]

N87.1 Moderate cervical dysplasia

Cervical intraepithelial neoplasia II [CIN II]

N87.9 Dysplasia of cervix uteri, unspecified

Anaplasia of cervix
Cervical atypism
Cervical dysplasia NOS

N88 Other noninflammatory disorders of cervix uteri

EXCLUDES *inflammatory disease of cervix (N72)*
polyp of cervix (N84.1)

N88.0 Leukoplakia of cervix uteri

N88.1 Old laceration of cervix uteri

Adhesions of cervix

EXCLUDES *current obstetric trauma (O71.3)*

N88.2 Stricture and stenosis of cervix uteri

EXCLUDES *stricture and stenosis of cervix uteri complicating labor (O65.5)*

N88.3 Incompetence of cervix uteri

Investigation and management of (suspected) cervical incompetence in a nonpregnant woman

EXCLUDES *cervical incompetence complicating pregnancy (O34.3-)*

N88.4 Hypertrophic elongation of cervix uteri

N88.8 Other specified noninflammatory disorders of cervix uteri

EXCLUDES *current obstetric trauma (O71.3)*

N88.9 Noninflammatory disorder of cervix uteri, unspecified

4th **N89 Other noninflammatory disorders of vagina**

EXCLUDES1 *abnormal results from vaginal cytologic examination without histologic confirmation (R87.62-)*
carcinoma in situ of vagina (D07.2)
HGSIL of vagina (R87.623)
inflammation of vagina (N76.-)
senile (atrophic) vaginitis (N95.2)
severe dysplasia of vagina (D07.2)
trichomonal leukorrhea (A59.00)
vaginal intraepithelial neoplasia [VAIN], grade III (D07.2)

N89.0 Mild vaginal dysplasia
Vaginal intraepithelial neoplasia [VAIN], grade I

N89.1 Moderate vaginal dysplasia
Vaginal intraepithelial neoplasia [VAIN], grade II

N89.3 Dysplasia of vagina, unspecified

N89.4 Leukoplakia of vagina

N89.5 Stricture and atresia of vagina
Vaginal adhesions
Vaginal stenosis
EXCLUDES1 *congenital atresia or stricture (Q52.4)*
postprocedural adhesions of vagina (N99.2)

N89.6 Tight hymenal ring
Rigid hymen
Tight introitus
EXCLUDES1 *imperforate hymen (Q52.3)*

N89.7 Hematocolpos
Hematocolpos with hematometra or hematosalpinx

N89.8 Other specified noninflammatory disorders of vagina
Leukorrhea NOS
Old vaginal laceration
Pessary ulcer of vagina
EXCLUDES1 *current obstetric trauma (O70.-, O71.4, O71.7-O71.8)*
old laceration involving muscles of pelvic floor (N81.8)

N89.9 Noninflammatory disorder of vagina, unspecified

4th N90 **Other noninflammatory disorders of vulva and perineum**

Excludes *anogenital (venereal) warts (A63.0)*
carcinoma in situ of vulva (D07.1)
condyloma acuminatum (A63.0)
current obstetric trauma (O70.-, O71.7-O71.8)
inflammation of vulva (N76.-)
severe dysplasia of vulva (D07.1)
vulvar intraepithelial neoplasm III [VIN III] (D07.1)

N90.0 Mild **vulvar dysplasia**
Vulvar intraepithelial neoplasia [VIN], grade I

N90.1 Moderate **vulvar dysplasia**
Vulvar intraepithelial neoplasia [VIN], grade II

N90.3 **Dysplasia of vulva, unspecified** CC/MCC Ex0

N90.4 **Leukoplakia of vulva**
Dystrophy of vulva
Kraurosis of vulva
Lichen sclerosus of external female genital organs

N90.5 Atrophy **of vulva**
Stenosis of vulva

5th N90.6 Hypertrophy **of vulva**

N90.60 **Unspecified hypertrophy of vulva** CC/MCC Ex0
AHA: Q4 2016
Unspecified hypertrophy of labia

N90.61 **Childhood asymmetric labium majus enlargement** CC/MCC Ex0
AHA: Q4 2016
CALME

N90.69 **Other specified hypertrophy of vulva** CC/MCC Ex0
AHA: Q4 2016
Other specified hypertrophy of labia

N90.7 **Vulvar cyst** CC/MCC Ex0

5th N90.8 Other specified noninflammatory disorders of vulva and perineum

6th N90.81 Female genital mutilation status

Female genital cutting status

N90.810 Female genital mutilation status, unspecified CC/MCC Ex0

Female genital cutting status, unspecified

Female genital mutilation status NOS

N90.811 Female genital mutilation Type I status CC/MCC Ex0

Clitorectomy status

Female genital cutting Type I status

N90.812 Female genital mutilation Type II status CC/MCC Ex0

Clitorectomy with excision of labia minora status

Female genital cutting Type II status

N90.813 Female genital mutilation Type III status CC/MCC Ex0

Female genital cutting Type III status

Infibulation status

N90.818 Other female genital mutilation status CC/MCC Ex0

Female genital cutting Type IV status

Female genital mutilation Type IV status

Other female genital cutting status

N90.89 Other specified noninflammatory disorders of vulva and perineum CC/MCC Ex0

Adhesions of vulva

Hypertrophy of clitoris

N90.9 Noninflammatory disorder of vulva and perineum, unspecified CC/MCC Ex0

4th N91 Absent, scanty and rare menstruation

Excludes1 *ovarian dysfunction (E28.-)*

N91.0 Primary amenorrhea

N91.1 Secondary amenorrhea

N91.2 Amenorrhea, unspecified

N91.3 Primary oligomenorrhea

N91.4 Secondary oligomenorrhea

N91.5 Oligomenorrhea, unspecified

Hypomenorrhea NOS

4th N92 **Excessive, frequent and irregular menstruation**

EXCLUDES *postmenopausal bleeding (N95.0)*

precocious puberty (menstruation) (E30.1)

N92.0 **Excessive and frequent menstruation with regular cycle**

Heavy periods NOS

Menorrhagia NOS

Polymenorrhea

N92.1 **Excessive and frequent menstruation with irregular cycle**

Irregular intermenstrual bleeding

Irregular, shortened intervals between menstrual bleeding

Menometrorrhagia

Metrorrhagia

N92.2 **Excessive menstruation at puberty** P

Excessive bleeding associated with onset of menstrual periods

Pubertal menorrhagia

Puberty bleeding

N92.3 **Ovulation bleeding**

Regular intermenstrual bleeding

N92.4 **Excessive bleeding in the premenopausal period**

Climacteric menorrhagia or metrorrhagia

Menopausal menorrhagia or metrorrhagia

Perimenopausal bleeding

Perimenopausal menorrhagia or metrorrhagia

Preclimacteric menorrhagia or metrorrhagia

Premenopausal menorrhagia or metrorrhagia

N92.5 **Other specified irregular menstruation**

N92.6 **Irregular menstruation, unspecified**

Irregular bleeding NOS

Irregular periods NOS

EXCLUDES *irregular menstruation with:*

lengthened intervals or scanty bleeding (N91.3-N91.5)

shortened intervals or excessive bleeding (N92.1)

4th N93 Other abnormal uterine and vaginal bleeding

EXCLUDES1 *neonatal vaginal hemorrhage (P54.6)*
precocious puberty (menstruation) (E30.1)
pseudomenses (P54.6)

N93.0 Postcoital and contact bleeding

N93.1 Pre-pubertal vaginal bleeding

AHA: Q4 2016

N93.8 Other specified abnormal uterine and vaginal bleeding

Dysfunctional or functional uterine or vaginal bleeding NOS

N93.9 Abnormal uterine and vaginal bleeding, unspecified

4th N94 Pain and other conditions associated with female genital organs and menstrual cycle

N94.0 Mittelschmerz

5th N94.1 Dyspareunia

EXCLUDES1 *psychogenic dyspareunia (F52.6)*

N94.10 Unspecified dyspareunia

AHA: Q4 2016

N94.11 Superficial (introital) dyspareunia

AHA: Q4 2016

N94.12 Deep dyspareunia

AHA: Q4 2016

N94.19 Other specified dyspareunia

AHA: Q4 2016

N94.2 Vaginismus

EXCLUDES1 *psychogenic vaginismus (F52.5)*

N94.3 Premenstrual tension syndrome

AHA: Q4 2016

Code also associated menstrual migraine (G43.82-, G43.83-)

EXCLUDES1 *Premenstrual dysphoric disorder (F32.81)*

N94.4 Primary dysmenorrhea

N94.5 Secondary dysmenorrhea

N94.6 Dysmenorrhea, unspecified

EXCLUDES1 *psychogenic dysmenorrhea (F45.8)*

5th N94.8 **Other specified conditions associated with female genital organs and menstrual cycle**

6th N94.81 **Vulvodynia**

N94.810 **Vulvar vestibulitis** CC/MCC Ex0

N94.818 **Other vulvodynia** CC/MCC Ex0

N94.819 **Vulvodynia, unspecified** CC/MCC Ex0

Vulvodynia NOS

N94.89 **Other specified conditions associated with female genital organs and menstrual cycle** CC/MCC Ex0

N94.9 **Unspecified condition associated with female genital organs and menstrual cycle** CC/MCC Ex0

4th N95 **Menopausal and other perimenopausal disorders**

Menopausal and other perimenopausal disorders due to naturally occurring (age-related) menopause and perimenopause

EXCLUDES1 *excessive bleeding in the premenopausal period (N92.4)*

menopausal and perimenopausal disorders due to artificial or premature menopause (E89.4-, E28.31-)

premature menopause (E28.31-)

EXCLUDES2 *postmenopausal osteoporosis (M81.0-)*

postmenopausal osteoporosis with current pathological fracture (M80.0-)

postmenopausal urethritis (N34.2)

N95.0 **Postmenopausal bleeding**

N95.1 **Menopausal and female climacteric states**

Symptoms such as flushing, sleeplessness, headache, lack of concentration, associated with natural (age-related) menopause

Use additional code for associated symptoms

EXCLUDES1 *asymptomatic menopausal state (Z78.0)*

symptoms associated with artificial menopause (E89.41)

symptoms associated with premature menopause (E28.310)

N95.2 **Postmenopausal atrophic vaginitis**

Senile (atrophic) vaginitis

N95.8 **Other specified menopausal and perimenopausal disorders**

N95.9 **Unspecified menopausal and perimenopausal disorder**

N96 **Recurrent pregnancy loss** CC/MCC Ex0

Investigation or care in a nonpregnant woman with history of recurrent pregnancy loss

EXCLUDES1 *recurrent pregnancy loss with current pregnancy (O26.2-)*

4th N97 **Female infertility**

INCLUDES *inability to achieve a pregnancy*
sterility, female NOS

EXCLUDES *female infertility associated with:*
hypopituitarism (E23.0)
Stein-Leventhal syndrome (E28.2)
incompetence of cervix uteri (N88.3)

N97.0 **Female infertility associated with anovulation**

AHA: Q2 2022

N97.1 **Female infertility of tubal origin**

Female infertility associated with congenital anomaly of tube
Female infertility due to tubal block
Female infertility due to tubal occlusion
Female infertility due to tubal stenosis

N97.2 **Female infertility of uterine origin**

Female infertility associated with congenital anomaly of uterus
Female infertility due to nonimplantation of ovum

N97.8 **Female infertility of other origin**

AHA: Q2 2022

N97.9 **Female infertility, unspecified**

4th N98 **Complications associated with artificial fertilization**

N98.0 **Infection associated with artificial insemination** CC CC/MCC Ex0

N98.1 **Hyperstimulation of ovaries** CC CC/MCC Ex0

Hyperstimulation of ovaries NOS
Hyperstimulation of ovaries associated with induced ovulation

N98.2 **Complications of attempted introduction of fertilized ovum following in vitro fertilization** CC CC/MCC Ex0

N98.3 **Complications of attempted introduction of embryo in embryo transfer** CC CC/MCC Ex0

N98.8 **Other complications associated with artificial fertilization** CC CC/MCC Ex0

N98.9 **Complication associated with artificial fertilization, unspecified** CC CC/MCC Ex0

Intraoperative and postprocedural complications and disorders of genitourinary system, not elsewhere classified (N99)

4th N99 **Intraoperative and postprocedural complications and disorders of genitourinary system, not elsewhere classified**

Excludes *irradiation cystitis (N30.4-)*

postoophorectomy osteoporosis with current pathological fracture (M80.8-)

postoophorectomy osteoporosis without current pathological fracture (M81.8)

N99.0 **Postprocedural (acute) (chronic) kidney failure**

Use additional code to type of kidney disease

5th N99.1 **Postprocedural urethral stricture**

Postcatheterization urethral stricture

6th N99.11 **Postprocedural urethral stricture, male**

N99.110 **Postprocedural urethral stricture, male, meatal** CC/MCC Ex0

N99.111 **Postprocedural bulbous urethral stricture, male** CC/MCC Ex0

N99.112 **Postprocedural membranous urethral stricture, male** CC/MCC Ex0

N99.113 **Postprocedural anterior bulbous urethral stricture, male** CC/MCC Ex0

AHA: Q4 2016

N99.114 **Postprocedural urethral stricture, male, unspecified** CC/MCC Ex0

N99.115 **Postprocedural fossa navicularis urethral stricture** CC/MCC Ex0

AHA: Q4 2016

N99.116 **Postprocedural urethral stricture, male, overlapping sites** CC/MCC Ex0

AHA: Q4 2018

N99.12 **Postprocedural urethral stricture, female** CC/MCC Ex0

N99.2 **Postprocedural adhesions of vagina**

N99.3 **Prolapse of vaginal vault after hysterectomy**

N99.4 **Postprocedural pelvic peritoneal adhesions**

Excludes *pelvic peritoneal adhesions NOS (N73.6)*

postinfective pelvic peritoneal adhesions (N73.6)

- N99.5 Complications of stoma of urinary tract
  - Excludes2 *mechanical complication of urinary catheter (T83.0-)*
  - N99.51 Complication of cystostomy
    - N99.510 Cystostomy hemorrhage CC CC/MCC Excl
    - N99.511 Cystostomy infection CC CC/MCC Excl
    - N99.512 Cystostomy malfunction CC CC/MCC Excl
    - N99.518 Other cystostomy complication CC CC/MCC Excl
  - N99.52 Complication of incontinent external stoma of urinary tract
    - N99.520 Hemorrhage of incontinent external stoma of urinary tract
    - N99.521 Infection of incontinent external stoma of urinary tract
      - **AHA:** Q4 2016
    - N99.522 Malfunction of incontinent external stoma of urinary tract
    - N99.523 Herniation of incontinent stoma of urinary tract
      - **AHA:** Q4 2016
    - N99.524 Stenosis of incontinent stoma of urinary tract
      - **AHA:** Q4 2016
    - N99.528 Other complication of incontinent external stoma of urinary tract
  - N99.53 Complication of continent stoma of urinary tract
    - N99.530 Hemorrhage of continent stoma of urinary tract
    - N99.531 Infection of continent stoma of urinary tract
    - N99.532 Malfunction of continent stoma of urinary tract
    - N99.533 Herniation of continent stoma of urinary tract
      - **AHA:** Q4 2016
    - N99.534 Stenosis of continent stoma of urinary tract
      - **AHA:** Q4 2016
    - N99.538 Other complication of continent stoma of urinary tract

5th N99.6 Intraoperative hemorrhage and hematoma of a genitourinary system organ or structure complicating a procedure

EXCLUDES1 *intraoperative hemorrhage and hematoma of a genitourinary system organ or structure due to accidental puncture or laceration during a procedure (N99.7-)*

N99.61 Intraoperative hemorrhage and hematoma of a genitourinary system organ or structure complicating a genitourinary system procedure CC CC/MCC Ex0

N99.62 Intraoperative hemorrhage and hematoma of a genitourinary system organ or structure complicating other procedure CC CC/MCC Ex0

5th N99.7 Accidental puncture and laceration of a genitourinary system organ or structure during a procedure

N99.71 Accidental puncture and laceration of a genitourinary system organ or structure during a genitourinary system procedure CC CC/MCC Ex0

N99.72 Accidental puncture and laceration of a genitourinary system organ or structure during other procedure CC CC/MCC Ex0

5th N99.8 Other intraoperative and postprocedural complications and disorders of genitourinary system

N99.81 Other intraoperative complications of genitourinary system

6th N99.82 Postprocedural hemorrhage of a genitourinary system organ or structure following a procedure

N99.820 Postprocedural hemorrhage of a genitourinary system organ or structure following a genitourinary system procedure CC CC/MCC Ex0

AHA: Q2 2025

N99.821 Postprocedural hemorrhage of a genitourinary system organ or structure following other procedure CC CC/MCC Ex0

N99.83 Residual ovary syndrome CC/MCC Ex0

6th N99.84 Postprocedural hematoma and seroma of a genitourinary system organ or structure following a procedure

N99.840 Postprocedural hematoma of a genitourinary system organ or structure following a genitourinary system procedure CC CC/MCC Ex0

N99.841 Postprocedural hematoma of a genitourinary system organ or structure following other procedure CC CC/MCC Ex0

N99.842 Postprocedural seroma of a genitourinary system organ or structure following a genitourinary system procedure CC CC/MCC Ex0

N99.843 Postprocedural seroma of a genitourinary system organ or structure following other procedure CC CC/MCC Ex0

N99.85 Post endometrial ablation syndrome

AHA: Q4 2019

N99.89 Other postprocedural complications and disorders of genitourinary system

Chapter 15: Pregnancy, Childbirth and the Puerperium (O00-O9A)

Chapter-Specific Coding Guidelines

I.C.15. Chapter 15: Pregnancy, Childbirth, and the Puerperium (O00-O9A)

a. General Rules for Obstetric Cases

1) Codes from chapter 15 and sequencing priority

Obstetric cases require codes from chapter 15, codes in the range O00-O9A, Pregnancy, Childbirth, and the Puerperium.

Chapter 15 codes have sequencing priority over codes from other chapters. Additional codes from other chapters may be used in conjunction with chapter 15 codes to further specify conditions.

Should the provider document that the pregnancy is incidental to the encounter, then code Z33.1, Pregnant state, incidental, should be used in place of any chapter 15 codes. It is the provider's responsibility to state that the condition being treated is not affecting the pregnancy.

2) Chapter 15 codes used only on the maternal record

Chapter 15 codes are to be used only on the maternal record, never on the record of the newborn.

3) Final character for trimester

The majority of codes in Chapter 15 have a final character indicating the trimester of pregnancy. The timeframes for the trimesters are indicated at the beginning of the chapter. If trimester is not a component of a code, it is because the condition always occurs in a specific trimester, or the concept of trimester of pregnancy is not applicable. Certain codes have characters for only certain trimesters because the condition does not occur in all trimesters, but it may occur in more than just one.

Assignment of the final character for trimester should be based on the provider's documentation of the trimester (or number of weeks) for the current admission/encounter. This applies to the assignment of trimester for pre-existing conditions as well as those that develop during or are due to the pregnancy. The provider's documentation of the number of weeks may be used to assign the appropriate code identifying the trimester.

Whenever delivery occurs during the current admission, and there is an "in childbirth" option for the obstetric complication being coded, the "in childbirth" code should be assigned. When the classification does not provide an obstetric code with an "in childbirth" option, it is appropriate to assign a code describing the current trimester.

4) Selection of trimester for inpatient admissions that encompass more than one trimester

In instances when a patient is admitted to a hospital for complications of pregnancy during one trimester and remains in the hospital into a subsequent trimester, the trimester character for the antepartum complication code should be assigned on the basis of the trimester when the complication developed, not the trimester of the discharge. If the condition developed prior to the current admission/encounter or represents a pre-existing condition, the trimester character for the trimester at the time of the admission/encounter should be assigned.

5) Unspecified trimester

Each category that includes codes for trimester has a code for "unspecified trimester." The "unspecified trimester" code should rarely be used, such as when the documentation in the record is insufficient to determine the trimester and it is not possible to obtain clarification.

6) 7th character for fetus identification

Where applicable, a 7**th** character is to be assigned for certain categories (O31, O32, O33.3 - O33.6, O35, O36, O40, O41, O60.1, O60.2, O64, and O69) to identify the fetus for which the complication code applies.

Assign 7**th** character "0":

- ❑ For single gestations
- ❑ When the documentation in the record is insufficient to determine the fetus affected and it is not possible to obtain clarification.
- ❑ When it is not possible to clinically determine which fetus is affected.

7) Completed weeks of gestation

In ICD-10-CM, "completed" weeks of gestation refers to full weeks. For example, if the provider documents gestation at 39 weeks and 6 days, the code for 39 weeks of gestation should be assigned, as the patient has not yet reached 40 completed weeks.

b. Selection of OB Principal or First-listed Diagnosis

1) Routine outpatient prenatal visits

For routine outpatient prenatal visits when no complications are present, a code from category Z34, Encounter for supervision of normal pregnancy, should be used as the first-listed diagnosis. These codes should not be used in conjunction with chapter 15 codes.

2) Supervision of High-Risk Pregnancy

Codes from category O09, Supervision of high-risk pregnancy, are intended for use only during the prenatal period. For complications during the labor or delivery episode as a result of a high-risk pregnancy, assign the applicable complication codes from Chapter 15. If there are no complications during the labor or delivery episode, assign code O80, Encounter for full-term uncomplicated delivery.

For routine prenatal outpatient visits for patients with high-risk pregnancies, a code from category O09, Supervision of high-risk pregnancy, should be used as the first-listed diagnosis. Secondary chapter 15 codes may be used in conjunction with these codes if appropriate.

3) Episodes when no delivery occurs

In episodes when no delivery occurs, the principal diagnosis should correspond to the principal complication of the pregnancy which necessitated the encounter. Should more than one complication exist, all of which are treated or monitored, any of the complication codes may be sequenced first.

4) When a delivery occurs

When an obstetric patient is admitted and delivers during that admission, the condition that prompted the admission should be sequenced as the principal diagnosis. If multiple conditions prompted the admission, sequence the one most related to the delivery as the principal diagnosis. A code for any complication of the delivery should be assigned as an additional diagnosis. In cases of cesarean delivery, if the patient was admitted with a condition that resulted in the performance of a cesarean procedure, that condition should be selected as the principal diagnosis. If the reason for the admission was unrelated to the condition resulting in the cesarean delivery, the condition related to the reason for the admission should be selected as the principal diagnosis.

5) Outcome of delivery

A code from category Z37, Outcome of delivery, should be included on every maternal record when a delivery has occurred. These codes are not to be used on subsequent records or on the newborn record.

c. Pre-existing conditions versus conditions due to the pregnancy

Certain categories in Chapter 15 distinguish between conditions of the mother that existed prior to pregnancy (pre-existing) and those that are a direct result of pregnancy. When assigning codes from Chapter 15, it is important to assess if a condition was pre-existing prior to pregnancy or developed during or due to the pregnancy in order to assign the correct code.

Categories that do not distinguish between pre-existing and pregnancy- related conditions may be used for either. It is acceptable to use codes specifically for the puerperium with codes complicating pregnancy and childbirth if a condition arises postpartum during the delivery encounter.

d. Pre-existing hypertension in pregnancy

Category O10, Pre-existing hypertension complicating pregnancy, childbirth and the puerperium, includes codes for hypertensive heart and hypertensive chronic kidney disease. When assigning one of the O10 codes that includes hypertensive heart disease or hypertensive chronic kidney disease, it is necessary to add a secondary code from the appropriate hypertension category to specify the type of heart failure or chronic kidney disease.

See Section I.C.9. Hypertension.

e. Fetal Conditions Affecting the Management of the Mother

1) Codes from categories O35 and O36

Codes from categories O35, Maternal care for known or suspected fetal abnormality and damage, and O36, Maternal care for other fetal problems, are assigned only when the fetal condition is actually responsible for modifying the management of the mother, i.e., by requiring diagnostic studies, additional observation, special care, or termination of pregnancy. The fact that the fetal condition exists does not justify assigning a code from this series to the mother's record.

2) In utero surgery

In cases when surgery is performed on the fetus, a diagnosis code from category O35, Maternal care for known or suspected fetal abnormality and damage, should be assigned identifying the fetal condition. Assign the appropriate procedure code for the procedure performed.

No code from Chapter 16, the perinatal codes, should be used on the mother's record to identify fetal conditions. Surgery performed in utero on a fetus is still to be coded as an obstetric encounter.

f. HIV Infection in Pregnancy, Childbirth and the Puerperium

During pregnancy, childbirth or the puerperium, a patient admitted because of an HIV-related illness should receive a principal diagnosis from subcategory O98.7-, Human immunodeficiency [HIV] disease complicating pregnancy, childbirth and the puerperium, followed by the code(s) for the HIV-related illness(es).

Patients with asymptomatic HIV infection status admitted during pregnancy, childbirth, or the puerperium should receive codes of O98.7- and Z21, Asymptomatic human immunodeficiency virus [HIV]infection status.

g. Diabetes mellitus in pregnancy

Diabetes mellitus is a significant complicating factor in pregnancy. Pregnant patients who are diabetic should be assigned a code from category O24, Diabetes mellitus in pregnancy, childbirth, and the puerperium, first, followed by the appropriate diabetes code(s) (E08-E13) from Chapter 4.

h. Long term use of insulin and oral hypoglycemics

See section I.C.4.a.3 for information on the long-term use of insulin and oral hypoglycemics.

i. Gestational (pregnancy induced) diabetes

Gestational (pregnancy induced) diabetes can occur during the second and third trimester of pregnancy in patients who were not diabetic prior to pregnancy. Gestational diabetes can cause complications in the pregnancy similar to those of pre-existing diabetes mellitus. It also puts the patient at greater risk of developing diabetes after the pregnancy.

Codes for gestational diabetes are in subcategory O24.4, Gestational diabetes mellitus. No other code from category O24, Diabetes mellitus in pregnancy, childbirth, and the puerperium, should be used with a code from O24.4.

The codes under subcategory O24.4 include diet controlled, insulin controlled, and controlled by oral hypoglycemic drugs. If a patient with gestational diabetes is treated with both diet and insulin, only the code for insulin-controlled is required. If a patient with gestational diabetes is treated with both diet and oral hypoglycemic medications, only the code for "controlled by oral hypoglycemic drugs" is required. Codes Z79.4, Long-term (current) use of insulin, Z79.84, Long-term (current) use of oral hypoglycemic drugs, and Z79.85, Long-term (current) use of injectable non-insulin antidiabetic drugs, should not be assigned with codes from subcategory O24.4.

An abnormal glucose tolerance in pregnancy is assigned a code from subcategory O99.81, Abnormal glucose complicating pregnancy, childbirth, and the puerperium.

j. Sepsis and septic shock complicating abortion, pregnancy, childbirth and the puerperium

When assigning a chapter 15 code for sepsis complicating abortion, pregnancy, childbirth, and the puerperium, a code for the specific type of infection should be assigned as an additional diagnosis. If severe sepsis is present, a code from subcategory R65.2, Severe sepsis, and code(s) for associated organ dysfunction(s) should also be assigned as additional diagnoses.

k. Puerperal sepsis

Code O85, Puerperal sepsis, should be assigned with a secondary code to identify the causal organism (e.g., for a bacterial infection, assign a code from category B95-B96, Bacterial infections in conditions classified elsewhere). A code from category A40, Streptococcal sepsis, or A41, Other sepsis, should not be used for puerperal sepsis. If applicable, use additional codes to identify severe sepsis (R65.2-) and any associated acute organ dysfunction.

Code O85 should not be assigned for sepsis following an obstetrical procedure (See Section I.C.1.d.5.b., Sepsis due to a postprocedural infection).

l. Alcohol, tobacco and drug use during pregnancy, childbirth and the puerperium

1) Alcohol use during pregnancy, childbirth and the puerperium

Codes under subcategory O99.31, Alcohol use complicating pregnancy, childbirth, and the puerperium, should be assigned for any pregnancy case when a patient uses alcohol during the pregnancy or postpartum. A secondary code from category F10, Alcohol related disorders, should also be assigned to identify manifestations of the alcohol use.

2) Tobacco use during pregnancy, childbirth and the puerperium

Codes under subcategory O99.33, Smoking (tobacco) complicating pregnancy, childbirth, and the puerperium, should be assigned for any pregnancy case when a patient uses any type of tobacco product during the pregnancy or postpartum.

A secondary code from category F17, Nicotine dependence, should also be assigned to identify the type of nicotine dependence.

3) Drug use during pregnancy, childbirth and the puerperium

Codes under subcategory O99.32, Drug use complicating pregnancy, childbirth, and the puerperium, should be assigned for any pregnancy case when a patient uses drugs during the pregnancy or postpartum. This can involve illegal drugs, or inappropriate use or abuse of prescription drugs. Secondary code(s) from categories F11-F16 and F18-F19 should also be assigned to identify manifestations of the drug use.

m. Poisoning, toxic effects, adverse effects and underdosing in a pregnant patient

A code from subcategory O9A.2, Injury, poisoning and certain other consequences of external causes complicating pregnancy, childbirth, and the puerperium, should be sequenced first, followed by the appropriate injury, poisoning, toxic effect, adverse effect or underdosing code, and then the additional code(s) that specifies the condition caused by the poisoning, toxic effect, adverse effect or underdosing.

See Section I.C.19. Adverse effects, poisoning, underdosing and toxic effects.

n. Normal Delivery, Code O80

1) Encounter for full term uncomplicated delivery

Code O80 should be assigned when a patient is admitted for a full-term normal delivery and delivers a single, healthy infant without any complications antepartum, during the delivery, or postpartum during the delivery episode. Code O80 is always a principal diagnosis. It is not to be used if any other code from chapter 15 is needed to describe a current complication of the antenatal, delivery, or postnatal period. Additional codes from other chapters may be used with code O80 if they are not related to or are in any way complicating the pregnancy.

2) Uncomplicated delivery with resolved antepartum complication

Code O80 may be used if the patient had a complication at some point during the pregnancy, but the complication is not present at the time of the admission for delivery.

3) Outcome of delivery for O80

Z37.0, Single live birth, is the only outcome of delivery code appropriate for use with O80.

o. The Peripartum and Postpartum Periods

1) Peripartum and Postpartum periods

The postpartum period begins immediately after delivery and continues for six weeks following delivery. The peripartum period is defined as the last month of pregnancy to five months postpartum.

2) Peripartum and postpartum complication

A postpartum complication is any complication occurring within the six-week period.

3) Pregnancy-related complications after 6-week period

Chapter 15 codes may also be used to describe pregnancy-related complications after the peripartum or postpartum period if the provider documents that a condition is pregnancy related.

4) Admission for routine postpartum care following delivery outside hospital

When the mother delivers outside the hospital prior to admission and is admitted for routine postpartum care and no complications are noted, code Z39.0, Encounter for care and examination of mother immediately after delivery, should be assigned as the principal diagnosis.

5) Pregnancy associated cardiomyopathy

Pregnancy associated cardiomyopathy, code O90.3, is unique in that it may be diagnosed in the third trimester of pregnancy but may continue to progress months after delivery. For this reason, it is referred to as peripartum cardiomyopathy. Code O90.3 is only for use when the cardiomyopathy develops as a result of pregnancy in a patient who did not have pre-existing heart disease.

p. Code O94, Sequelae of complication of pregnancy, childbirth, and the puerperium

1) Code O94

Code O94, Sequelae of complication of pregnancy, childbirth, and the puerperium, is for use in those cases when an initial complication of a pregnancy develops a sequela or sequelae requiring care or treatment at a future date.

2) After the initial postpartum period

This code may be used at any time after the initial postpartum period.

3) Sequencing of Code O94

This code, like all sequela codes, is to be sequenced following the code describing the sequelae of the complication.

q. Termination of Pregnancy and Spontaneous abortions

1) Abortion with Liveborn Fetus

When an attempted termination of pregnancy results in a liveborn fetus, assign code Z33.2, Encounter for elective termination of pregnancy and a code from category Z37, Outcome of Delivery.

2) Retained Products of Conception following an abortion

Subsequent encounters for retained products of conception following a spontaneous abortion or elective termination of pregnancy, without complications are assigned O03.4, Incomplete spontaneous abortion without complication, or code O07.4, Failed attempted termination of pregnancy without complication. This advice is appropriate even when the patient was discharged previously with a discharge diagnosis of complete abortion. If the patient has a specific complication associated with the spontaneous abortion or elective termination of pregnancy in addition to retained products of conception, assign the appropriate complication code (e.g., O03.-, O04.-, O07.-) instead of code O03.4 or O07.4.

3) Complications leading to abortion

Codes from Chapter 15 may be used as additional codes to identify any documented complications of the pregnancy in conjunction with codes in categories in O04, O07 and O08.

4) Hemorrhage following elective abortion

For hemorrhage post elective abortion, assign code O04.6, Delayed or excessive hemorrhage following (induced) termination of pregnancy. Do not assign code O72.1, Other immediate postpartum hemorrhage, as this code should not be assigned for post abortion conditions.

r. Abuse in a pregnant patient

For suspected or confirmed cases of abuse of a pregnant patient, a code(s) from subcategories O9A.3, Physical abuse complicating pregnancy, childbirth, and the puerperium, O9A.4, Sexual abuse complicating pregnancy, childbirth, and the puerperium, and O9A.5, Psychological abuse complicating pregnancy, childbirth, and the puerperium, should be sequenced first, followed by the appropriate codes (if applicable) to identify any associated current injury due to physical abuse, sexual abuse, and the perpetrator of abuse.

See Section I.C.19. Adult and child abuse, neglect and other maltreatment.

s. COVID-19 infection in pregnancy, childbirth, and the puerperium

During pregnancy, childbirth or the puerperium, when COVID-19 is the reason for admission/encounter, code O98.5-, Other viral diseases complicating pregnancy, childbirth and the puerperium, should be sequenced as the principal/first-listed diagnosis, and code U07.1, COVID-19, and the appropriate codes for associated manifestation(s) should be assigned as additional diagnoses. Codes from Chapter 15 always take sequencing priority.

If the reason for admission/encounter is unrelated to COVID-19 but the patient **has been diagnosed with** for COVID-19 during the admission/encounter, the appropriate code for the reason for admission/encounter should be sequenced as the principal/first-listed diagnosis, and codes O98.5- and U07.1, as well as the appropriate codes for associated COVID-19 manifestations, should be assigned as additional diagnoses.

Anatomy of the Female Reproductive System

Introduction

The female reproductive system (Figure 15.a) includes the external genitalia, and accessory ducts and glands, that function to procreate offspring.

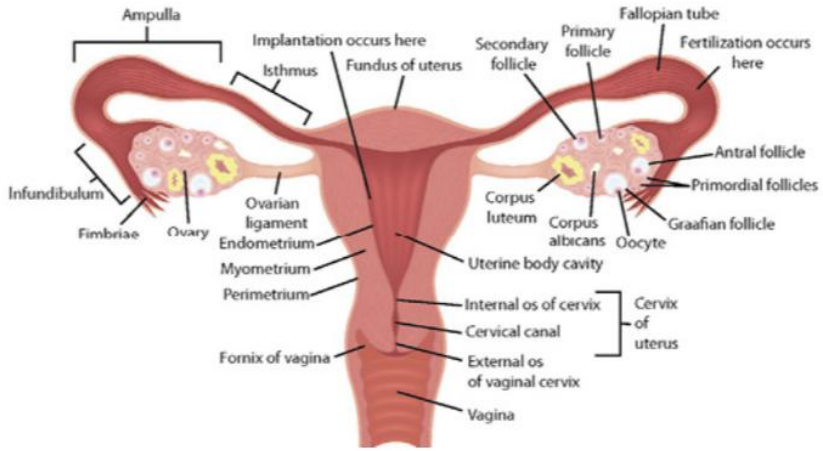

Figure 15.a Female Reproductive System

1. **The female reproductive system includes the following:**
   a) The ovaries or female gonads are the primary sex organs of the female reproductive system.
   b) The uterine (or fallopian) tubes, uterus, vagina and external genitalia serve as the accessory organs of the female reproductive system.
   c) The accessory glands act to produce the mucus for providing lubrication during sexual intercourse.

2. **The anatomy of structures/components of the female reproductive system is further described below:**
   a) **The Ovaries**
      i) Ovaries are the paired glands in the upper pelvic cavity and remain located on each side of the uterus.
      ii) Capsule of the ovary is termed as the tunica albuginea. The outer region of the ovarian capsule is known as the cortex, which contains the ovarian follicles (or eggs).
      iii) Ovaries facilitate the discharge of eggs in ovulation and secrete the female sex hormones estrogen and progesterone.
   b) **The Uterine (or Fallopian) Tubes**
      i) Fallopian tubes are two in number and serve to transport the ova from the ovaries to the uterus.
      ii) The open end of the fallopian tube is of the shape of a funnel and is known as the infundibulum. The infundibulum is surrounded by the fimbriae, which form a fringe of fingerlike projections.
   c) **The Uterus**
      i) The uterus is known as the site of menstruation and fetal development.
      ii) The uterus is a pear-shaped organ. The dome shaped part of the uterus above the uterine tubes is known as the fundus. The major tapering portion of the uterus is called the body. However, the narrow inferior part of the uterus is known as the cervix (or cervix uteri/neck of uterus).
      iii) The uterine cavity forms the interior of the body of uterus. The interior portion of the cervix is known as the cervical canal.
      iv) The internal os is the opening between the uterine wall and the cervical canal. The external os is the opening between the cervical canal and the vagina.
      v) The endometrium is the innermost layer of the uterine wall and forms the site of implantation of the fertilized egg.
      vi) The myometrium is the middle layer of the wall of uterus and composed of the smooth muscle.
      vii) The perimetrium (or visceral peritoneum) is the outermost layer of the uterine wall.
   d) **The Vagina**
      i) It provides a passage for the menstrual flow. It is the lower part of the birth canal and serves as a receptacle for the penis during sexual intercourse.
      ii) Its attachment to the cervix is surrounded by a recess, which is known as the fornix.
   e) **The External Genitalia of the Female**
      i) The external genitalia of the female are known as the vulva (or pudendum).
      ii) The mons pubis (or veneris) is a rounded eminence of adipose or fatty tissue upon the pubic symphysis.
      iii) The outer fatty folds of the vulva that extend from the mons pubis are known as the labia majora.
      iv) Inner and highly vascular connective tissue folds of the vulva are known as the labia minora. These folds lack hairs and are also known as the nymphae.
      v) The small mass of erectile tissue at the anterior junction of labia minora is known as the clitoris. The clitoris remains covered with a skin layer, which is known as the prepuce. The glans is the exposed part of the clitoris.
      vi) The vestibule is an opening between the folds of the labia minora. This opening contains a thin fold of tissue (or the hymen) that gets ruptured at the time of the first sexual intercourse.
      vii) The vestibule is further linked to the vaginal and urethral orifices.
      viii) Lesser vestibular or Skene's glands secrete mucus, and the openings of their ducts lie on each side of the urethral orifice.
      ix) Bartholin's or greater vestibular glands generate mucus to facilitate the process of sexual intercourse. The openings of these glands lie on each side of the vaginal orifice.
   f) **The Perineum**
      i) The perineum is a region between the thighs and buttocks of both males and females. This area marks the boundary of the pelvic outlet and provides passage to the urogenital ducts and rectum.
      ii) The perineum is further divided into an anterior urogenital triangle containing the external genitalia, and a posterior anal triangle containing the anus.

g) **The Menstrual Cycle**
   i) The menstrual cycle is also known by the names of menstruation or menses.
   ii) The menstrual cycle is divided into the menstrual, proliferative, and secretory phases.
   iii) The shedding of the endometrial lining of uterus, blood, and tissue fluid occurs during the menstrual phase of the menstrual cycle.
   iv) The proliferative phase of the menstrual cycle is also known as the follicular phase. The lining of the uterus grows and proliferates during this phase. The process of ovulation also starts in the follicular phase, wherein the egg ruptures from the Graafian follicle and the rising estrogen levels cause the endometrial lining of the uterus to thicken. The follicle eventually collapses and gets transformed to the corpus luteum.
   v) The estrogen and progesterone hormones are secreted during the secretory phase of the menstrual cycle. The fertilization and implantation process can occur in this stage after the hymen rupture during the first sexual intercourse. The corpus luteum degenerates and gets transformed to corpus albicans if the fertilization and implantation processes do not occur during this phase.
   vi) Following fertilization, the development of placenta is started. The placenta facilitates the secretion of estrogen and progesterone hormones to support the pregnancy and breast development for the production of milk inside the mammary glands.

h) **The Mammary Glands**
   i) They serve to produce milk in females and are found in both males and females.
   ii) The mammary ducts expand into milk storage sinuses (or ampullae) near the nipple.
   iii) The areola is a circular pigmented area around the nipple.
   iv) They facilitate the process of lactation (which includes milk production and its ejection from the nipple).

i) **Pregnancy and Embryonic Development (Figure 15.b)**
   i) Pregnancy is initiated with the formation of a viable zygote (or fertilized egg) by the union of the male sperm and the female ovum (or fertilization).
   ii) Fertilization occurs in the outer third portion of the fallopian tube.
   iii) The zygote travels down the uterine tube and forms the blastocyst or blastula through mitotic division.
   iv) The zygote eventually gets transformed to the chorionic vesicle in the uterine cavity. This chorionic vesicle secretes the chorionic gonadotropin hormone that gets embedded in the endometrial lining and maintains it via hormones.
   v) The ectoderm forms the outer layer of the germ cells and develops into skin and nervous system.
   vi) The endoderm initially consists of the flattened cells that form the epithelial linings of the internal organs.
   vii) The mesoderm induces the formation of coelom (or the fluid-filled cavity within the mesoderm) and gives rise to muscles, bones, cartilages, connective tissues, and other structures.
   viii) The chorionic villi are the projections of the trophoblast (or the fluid-filled sphere of the blastocyst). These chorionic villi communicate with the uterine tissue to form the placenta.
   ix) The amnion is the fluid filled sac that surrounds and protects the embryo as the placenta is formed.
   x) The umbilical cord or birth cord is the stalk that connects the fetus (or embryo) to the placenta.
   xi) The placenta serves to exchange oxygen, nutrients, and wastes between the embryo and the mother.
   xii) With the ongoing pregnancy, the uterus expands in the abdominal cavity for accommodating the growing fetus.
   xiii) Childbirth (or parturition) is induced by uterine contractions, and this process is termed as the labor.
   xiv) The dilation stage involves the complete dilation of the cervix by the head of the fetus. The amniotic fluid (or bag of waters) is also released during the rupture of the amnion.
   xv) The child moves out through the cervix and vagina during the expulsion stage.
   xvi) The placental stage (or afterbirth) is marked by the detachment of the placenta from the uterus following the birth.

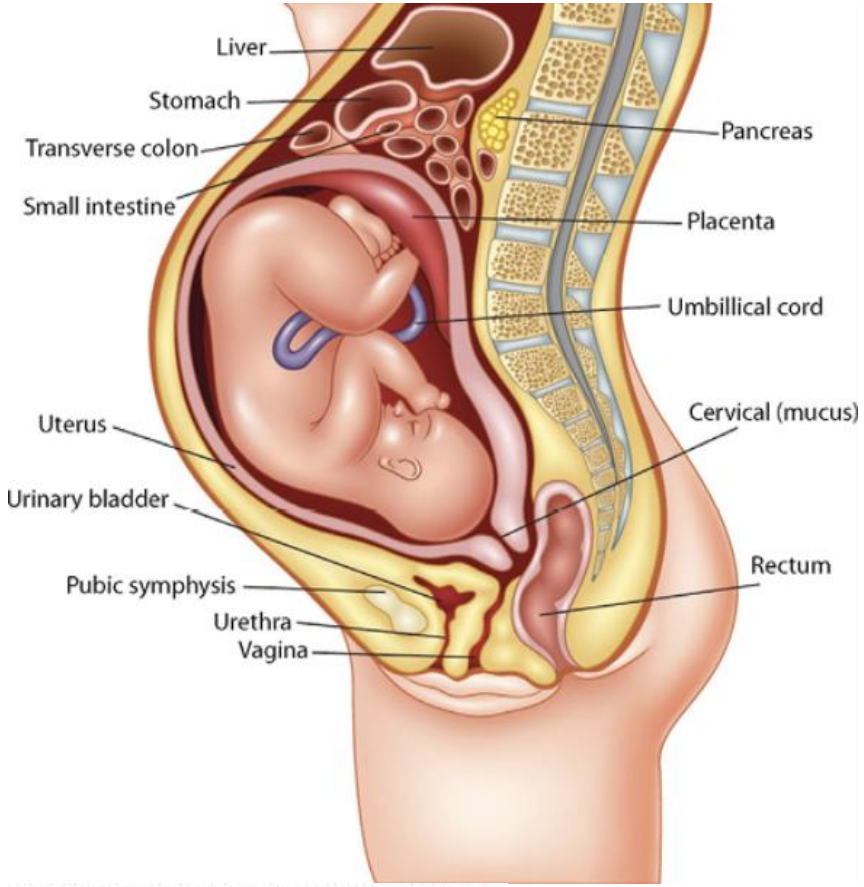

Figure 15.b Anatomy of Fetus in Utero

Common Pathologies

Dysfunctional Uterine Bleeding (DUB)

Dysfunctional uterine bleeding, or DUB, refers to bleeding originating from the uterus due to changes in hormone levels, common in adolescents and women nearing menopause.

Endometriosis

Endometriosis is a condition in which the tissue that lines the inside of the uterus, known as the endometrium, grows outside of the uterus, including on other organs in the pelvis.

Fibroids

Uterine Fibroids (Figure 15.b), also known as myomas or leiomyomas, are solid, benign tumors made of fibrous tissue that develop and grow in the muscular walls of the uterus. They tend to form during a woman's childbearing years and may grow fast or slow. Symptoms include heavy or prolonged menstrual bleeding, pelvic pain, and urinary symptoms due to pressure on the bladder. There are four types of fibroids: intramural, subserosal, submucosal, and cervical.

i) Intramural

These are located in the wall of the uterus. These are the most common types of fibroids.

ii) Subserosal

These are located outside the wall of the uterus. They may grow in the form stalks, called pedunculated fibroids. Subserosal fibroids can become quite large.

iii) Submucosal

These are located in the muscle beneath the lining of the uterus wall.

iv) Cervical

These are located in the neck of the womb (the cervix).

Gonorrhea

Gonorrhea is a sexually transmitted disease, or STD, that results from infection with the bacterium Neisseria gonorrhoeae. It damages the reproductive system and can be passed from mother to baby during delivery.

Urinary Incontinence

Urinary incontinence refers to the inability to hold urine. It is often caused by weakness of the external sphincter muscle of the urethra, the duct through which urine exits the body. It is more common in women.

Polycystic Ovarian Syndrome (PCOS)

Polycystic ovarian syndrome, or PCOS, is characterized by small cysts on the ovaries and is associated with a hormone imbalance that results in a variety of symptoms, which may include infertility. PCOS is also known as Stein-Leventhal syndrome.

Pregnancy, childbirth and the puerperium (O00-O9A)

See Official Guidelines, "General Rules for Obstetric Cases" I.C.15.a,
"COVID-19 Infection in Pregnancy, Childbirth, and the Puerperium" I.C.15.s,
"Encounters for Obstetrical and Reproductive Services" I.C.21.c.11

NOTES CODES FROM THIS CHAPTER ARE FOR USE ONLY ON MATERNAL RECORDS, NEVER ON NEWBORN RECORDS

Codes from this chapter are for use for conditions related to or aggravated by the pregnancy, childbirth, or by the puerperium (maternal causes or obstetric causes)

Trimesters are counted from the first day of the last menstrual period. They are defined as follows:

1st trimester- less than 14 weeks 0 days

2nd trimester- 14 weeks 0 days to less than 28 weeks 0 days

3rd trimester- 28 weeks 0 days until delivery

Use additional code, if applicable, from category Z3A, Weeks of gestation, to identify the specific week of the pregnancy, if known.

Excludes1 *supervision of normal pregnancy (Z34.-)*

Excludes2 *mental and behavioral disorders associated with the puerperium (F53.-)*

obstetrical tetanus (A34)

postpartum necrosis of pituitary gland (E23.0)

puerperal osteomalacia (M83.0)

This chapter contains the following blocks:

O00-O08	Pregnancy with abortive outcome
O09	Supervision of high risk pregnancy
O10-O16	Edema, proteinuria and hypertensive disorders in pregnancy, childbirth and the puerperium
O20-O29	Other maternal disorders predominantly related to pregnancy
O30-O48	Maternal care related to the fetus and amniotic cavity and possible delivery problems
O60-O77	Complications of labor and delivery
O80-O82	Encounter for delivery
O85-O92	Complications predominantly related to the puerperium
O94-O9A	Other obstetric conditions, not elsewhere classified

Pregnancy with abortive outcome (O00-O08)

EXCLUDES1 *continuing pregnancy in multiple gestation after abortion of one fetus or more (O31.1-, O31.3-)*

4th O00 **Ectopic pregnancy**

DEFINITION: Pregnancy implanted outside of the uterus.

TIP: Code selection requires laterality.

INCLUDES *ruptured ectopic pregnancy*

Use additional code from category O08 to identify any associated complication

5th O00.0 **Abdominal pregnancy**

EXCLUDES1 *maternal care for viable fetus in abdominal pregnancy (O36.7-)*

O00.00 **Abdominal pregnancy without intrauterine pregnancy** M CC CC/MCC Ex0

AHA: Q4 2016

Abdominal pregnancy NOS

O00.01 **Abdominal pregnancy with intrauterine pregnancy** M CC CC/MCC Ex0

AHA: Q4 2016

5th O00.1 **Tubal pregnancy**

Fallopian pregnancy

Rupture of (fallopian) tube due to pregnancy

Tubal abortion

6th O00.10 **Tubal pregnancy without intrauterine pregnancy**

Tubal pregnancy NOS

O00.101 **Right tubal pregnancy without intrauterine pregnancy** M CC CC/MCC Ex0

O00.102 **Left tubal pregnancy without intrauterine pregnancy** M CC CC/MCC Ex0

O00.109 **Unspecified tubal pregnancy without intrauterine pregnancy** M CC CC/MCC Ex0

6th O00.11 **Tubal pregnancy with intrauterine pregnancy**

O00.111 **Right tubal pregnancy with intrauterine pregnancy** M CC CC/MCC Ex0

O00.112 **Left tubal pregnancy with intrauterine pregnancy** M CC CC/MCC Ex0

O00.119 **Unspecified tubal pregnancy with intrauterine pregnancy** M CC CC/MCC Ex0

5th O00.2 Ovarian pregnancy

6th O00.20 Ovarian pregnancy without intrauterine pregnancy

Ovarian pregnancy NOS

O00.201 Right ovarian pregnancy without intrauterine pregnancy M CC CC/MCC Ex0

O00.202 Left ovarian pregnancy without intrauterine pregnancy M CC CC/MCC Ex0

O00.209 Unspecified ovarian pregnancy without intrauterine pregnancy M CC CC/MCC Ex0

6th O00.21 Ovarian pregnancy with intrauterine pregnancy

O00.211 Right ovarian pregnancy with intrauterine pregnancy M CC CC/MCC Ex0

O00.212 Left ovarian pregnancy with intrauterine pregnancy M CC CC/MCC Ex0

O00.219 Unspecified ovarian pregnancy with intrauterine pregnancy M CC CC/MCC Ex0

5th O00.8 Other ectopic pregnancy

Cervical pregnancy

Cornual pregnancy

Intraligamentous pregnancy

Mural pregnancy

O00.80 Other ectopic pregnancy without intrauterine pregnancy M CC CC/MCC Ex0

AHA: Q4 2016

Other ectopic pregnancy NOS

O00.81 Other ectopic pregnancy with intrauterine pregnancy M CC CC/MCC Ex0

AHA: Q4 2016

5th O00.9 Ectopic pregnancy, unspecified

O00.90 Unspecified ectopic pregnancy without intrauterine pregnancy M CC CC/MCC Ex0

AHA: Q4 2016

Ectopic pregnancy NOS

O00.91 Unspecified ectopic pregnancy with intrauterine pregnancy M CC CC/MCC Ex0

AHA: Q4 2016

4th O01 **Hydatidiform mole**

DEFINITION: A clump or mass of tissue that does not develop into a fetus.

Use additional code from category O08 to identify any associated complication.

EXCLUDES *chorioadenoma (destruens) (D39.2)*

malignant hydatidiform mole (D39.2)

O01.0 **Classical hydatidiform mole** M

Complete hydatidiform mole

O01.1 **Incomplete and partial hydatidiform mole** M

O01.9 **Hydatidiform mole, unspecified** M

Trophoblastic disease NOS

Vesicular mole NOS

4th O02 **Other abnormal products of conception**

Use additional code from category O08 to identify any associated complication.

EXCLUDES *papyraceous fetus (O31.0-)*

O02.0 **Blighted ovum and nonhydatidiform mole** M

Carneous mole

Fleshy mole

Intrauterine mole NOS

Molar pregnancy NEC

Pathological ovum

O02.1 **Missed abortion** M

AHA: Q1 2025, Q2 2022, Q3 2019

Early fetal death, before completion of 20 weeks of gestation, with retention of dead fetus

EXCLUDES *failed induced abortion (O07.-)*

fetal death (intrauterine) (late) (O36.4)

missed abortion with blighted ovum (O02.0)

missed abortion with hydatidiform mole (O01.-)

missed abortion with nonhydatidiform (O02.0)

missed abortion with other abnormal products of conception (O02.8-)

missed delivery (O36.4)

stillbirth (P95)

5th O02.8 **Other specified abnormal products of conception**

EXCLUDES1 *abnormal products of conception with blighted ovum (O02.0)*
abnormal products of conception with hydatidiform mole (O01.-)
abnormal products of conception with nonhydatidiform mole (O02.0)

O02.81 **Inappropriate change in quantitative human chorionic gonadotropin (hCG) in early pregnancy** M

Biochemical pregnancy
Chemical pregnancy
Inappropriate level of quantitative human chorionic gonadotropin (hCG) for gestational age in early pregnancy

O02.89 **Other abnormal products of conception** M

O02.9 **Abnormal product of conception, unspecified** M

4th O03 **Spontaneous abortion**

See Official Guidelines, "Termination of Pregnancy and Spontaneous Abortions" I.C.15.p

DEFINITION: Miscarriage, with symptoms of cramping, bleeding, expulsion of tissue.

NOTES Incomplete abortion includes retained products of conception following spontaneous abortion

INCLUDES *miscarriage*

O03.0 **Genital tract and pelvic infection following incomplete spontaneous abortion** M CC CC/MCC Ex6

Endometritis following incomplete spontaneous abortion
Oophoritis following incomplete spontaneous abortion
Parametritis following incomplete spontaneous abortion
Pelvic peritonitis following incomplete spontaneous abortion
Salpingitis following incomplete spontaneous abortion
Salpingo-oophoritis following incomplete spontaneous abortion

EXCLUDES1 *sepsis following incomplete spontaneous abortion (O03.37)*
urinary tract infection following incomplete spontaneous abortion (O03.38)

O03.1 **Delayed or excessive hemorrhage following incomplete spontaneous abortion** M CC/MCC Ex6

AHA: Q1 2022

Afibrinogenemia following incomplete spontaneous abortion
Defibrination syndrome following incomplete spontaneous abortion
Hemolysis following incomplete spontaneous abortion
Intravascular coagulation following incomplete spontaneous abortion

O03.2 Embolism following incomplete spontaneous abortion M MCC CC/MCC Ex0

Air embolism following incomplete spontaneous abortion
Amniotic fluid embolism following incomplete spontaneous abortion
Blood-clot embolism following incomplete spontaneous abortion
Embolism NOS following incomplete spontaneous abortion
Fat embolism following incomplete spontaneous abortion
Pulmonary embolism following incomplete spontaneous abortion
Pyemic embolism following incomplete spontaneous abortion
Septic or septicopyemic embolism following incomplete spontaneous abortion
Soap embolism following incomplete spontaneous abortion

5th O03.3 Other and unspecified complications following incomplete spontaneous abortion

O03.30 Unspecified complication following incomplete spontaneous abortion M CC CC/MCC Ex0

O03.31 Shock following incomplete spontaneous abortion M MCC CC/MCC Ex0

Circulatory collapse following incomplete spontaneous abortion
Shock (postprocedural) following incomplete spontaneous abortion
EXCLUDES1 *shock due to infection following incomplete spontaneous abortion (O03.37)*

O03.32 Renal failure following incomplete spontaneous abortion M MCC CC/MCC Ex0

Kidney failure (acute) following incomplete spontaneous abortion
Oliguria following incomplete spontaneous abortion
Renal shutdown following incomplete spontaneous abortion
Renal tubular necrosis following incomplete spontaneous abortion
Uremia following incomplete spontaneous abortion

O03.33 Metabolic disorder following incomplete spontaneous abortion M CC CC/MCC Ex0

O03.34 Damage to pelvic organs following incomplete spontaneous abortion M CC CC/MCC Ex0

Laceration, perforation, tear or chemical damage of bladder following incomplete spontaneous abortion
Laceration, perforation, tear or chemical damage of bowel following incomplete spontaneous abortion
Laceration, perforation, tear or chemical damage of broad ligament following incomplete spontaneous abortion
Laceration, perforation, tear or chemical damage of cervix following incomplete spontaneous abortion
Laceration, perforation, tear or chemical damage of periurethral tissue following incomplete spontaneous abortion
Laceration, perforation, tear or chemical damage of uterus following incomplete spontaneous abortion
Laceration, perforation, tear or chemical damage of vagina following incomplete spontaneous abortion

O03.35 Other venous complications following incomplete spontaneous abortion M CC CC/MCC Ex0

O03.36 Cardiac arrest following incomplete spontaneous abortion M CC CC/MCC Ex0

O03.37 Sepsis following incomplete spontaneous abortion M CC CC/MCC Ex0

Use additional code to identify infectious agent (B95-B97)

Use additional code to identify severe sepsis, if applicable (R65.2-)

excludes1 *septic or septicopyemic embolism following incomplete spontaneous abortion (O03.2)*

O03.38 Urinary tract infection following incomplete spontaneous abortion M CC CC/MCC Ex0

Cystitis following incomplete spontaneous abortion

O03.39 Incomplete spontaneous abortion with other complications M CC CC/MCC Ex0

O03.4 Incomplete spontaneous abortion without complication M CC/MCC Ex0

See Official Guidelines, "Retained Products of Conception following an abortion" I.C.15.q.2

AHA: Q1 2023, Q4 2019, Q4 2017

O03.5 Genital tract and pelvic infection following complete or unspecified spontaneous abortion M CC CC/MCC Ex0

Endometritis following complete or unspecified spontaneous abortion

Oophoritis following complete or unspecified spontaneous abortion

Parametritis following complete or unspecified spontaneous abortion

Pelvic peritonitis following complete or unspecified spontaneous abortion

Salpingitis following complete or unspecified spontaneous abortion

Salpingo-oophoritis following complete or unspecified spontaneous abortion

excludes1 *sepsis following complete or unspecified spontaneous abortion (O03.87)*

urinary tract infection following complete or unspecified spontaneous abortion (O03.88)

O03.6 Delayed or excessive hemorrhage following complete or unspecified spontaneous abortion M CC/MCC Ex0

AHA: Q1 2022

Afibrinogenemia following complete or unspecified spontaneous abortion

Defibrination syndrome following complete or unspecified spontaneous abortion

Hemolysis following complete or unspecified spontaneous abortion

Intravascular coagulation following complete or unspecified spontaneous abortion

O03.7 **Embolism following complete or unspecified spontaneous abortion** M CC CC/MCC Ex6

Air embolism following complete or unspecified spontaneous abortion
Amniotic fluid embolism following complete or unspecified spontaneous abortion
Blood-clot embolism following complete or unspecified spontaneous abortion
Embolism NOS following complete or unspecified spontaneous abortion
Fat embolism following complete or unspecified spontaneous abortion
Pulmonary embolism following complete or unspecified spontaneous abortion
Pyemic embolism following complete or unspecified spontaneous abortion
Septic or septicopyemic embolism following complete or unspecified spontaneous abortion
Soap embolism following complete or unspecified spontaneous abortion

5th O03.8 **Other and unspecified complications following complete or unspecified spontaneous abortion**

O03.80 **Unspecified complication following complete or unspecified spontaneous abortion** M CC CC/MCC Ex6

O03.81 **Shock following complete or unspecified spontaneous abortion** M MCC CC/MCC Ex6

Circulatory collapse following complete or unspecified spontaneous abortion
Shock (postprocedural) following complete or unspecified spontaneous abortion
EXCLUDES1 *shock due to infection following complete or unspecified spontaneous abortion (O03.87)*

O03.82 **Renal failure following complete or unspecified spontaneous abortion** M MCC CC/MCC Ex6

Kidney failure (acute) following complete or unspecified spontaneous abortion
Oliguria following complete or unspecified spontaneous abortion
Renal shutdown following complete or unspecified spontaneous abortion
Renal tubular necrosis following complete or unspecified spontaneous abortion
Uremia following complete or unspecified spontaneous abortion

O03.83 **Metabolic disorder following complete or unspecified spontaneous abortion** M CC CC/MCC Ex6

O03.84 **Damage to pelvic organs following complete or unspecified spontaneous abortion** M CC CC/MCC Ex6

Laceration, perforation, tear or chemical damage of bladder following complete or unspecified spontaneous abortion
Laceration, perforation, tear or chemical damage of bowel following complete or unspecified spontaneous abortion
Laceration, perforation, tear or chemical damage of broad ligament following complete or unspecified spontaneous abortion
Laceration, perforation, tear or chemical damage of cervix following complete or unspecified spontaneous abortion
Laceration, perforation, tear or chemical damage of periurethral tissue following complete or unspecified spontaneous abortion
Laceration, perforation, tear or chemical damage of uterus following complete or unspecified spontaneous abortion
Laceration, perforation, tear or chemical damage of vagina following complete or unspecified spontaneous abortion

O03.85 **Other venous complications following complete or unspecified spontaneous abortion** M CC CC/MCC Ex0

O03.86 **Cardiac arrest following complete or unspecified spontaneous abortion** M CC CC/MCC Ex0

O03.87 **Sepsis following complete or unspecified spontaneous abortion** M CC CC/MCC Ex0

Use additional code to identify infectious agent (B95-B97)

Use additional code to identify severe sepsis, if applicable (R65.2-)

EXCLUDES *septic or septicopyemic embolism following complete or unspecified spontaneous abortion (O03.7)*

O03.88 **Urinary tract infection following complete or unspecified spontaneous abortion** M CC CC/MCC Ex0

Cystitis following complete or unspecified spontaneous abortion

O03.89 **Complete or unspecified spontaneous abortion with other complications** M CC CC/MCC Ex0

O03.9 **Complete or unspecified spontaneous abortion without complication** M CC/MCC Ex0

Miscarriage NOS

Spontaneous abortion NOS

4th O04 **Complications following (induced) termination of pregnancy**

See Official Guidelines, "Complications leading to abortion" I.C.15.q.3, "Termination of Pregnancy and Spontaneous Abortions" I.C.15.p

INCLUDES *complications following (induced) termination of pregnancy*

EXCLUDES1 *encounter for elective termination of pregnancy (Z33.2)*

failed attempted termination of pregnancy (O07.-)

O04.5 **Genital tract and pelvic infection following (induced) termination of pregnancy** M CC CC/MCC Ex0

Endometritis following (induced) termination of pregnancy

Oophoritis following (induced) termination of pregnancy

Parametritis following (induced) termination of pregnancy

Pelvic peritonitis following (induced) termination of pregnancy

Salpingitis following (induced) termination of pregnancy

Salpingo-oophoritis following (induced) termination of pregnancy

EXCLUDES1 *sepsis following (induced) termination of pregnancy (O04.87)*

urinary tract infection following (induced) termination of pregnancy (O04.88)

O04.6 **Delayed or excessive hemorrhage following (induced) termination of pregnancy** M CC/MCC Ex

See Official Guidelines, "Hemorrhage following elective abortion" I.C.15.q.4

AHA: Q1 2025, Q2 2023, Q4 2023, Q4 2022, Q3 2019

Afibrinogenemia following (induced) termination of pregnancy

Defibrination syndrome following (induced) termination of pregnancy

Hemolysis following (induced) termination of pregnancy

Intravascular coagulation following (induced) termination of pregnancy

O04.7 **Embolism following (induced) termination of pregnancy** M MCC CC/MCC Ex

Air embolism following (induced) termination of pregnancy

Amniotic fluid embolism following (induced) termination of pregnancy

Blood-clot embolism following (induced) termination of pregnancy

Embolism NOS following (induced) termination of pregnancy

Fat embolism following (induced) termination of pregnancy

Pulmonary embolism following (induced) termination of pregnancy

Pyemic embolism following (induced) termination of pregnancy

Septic or septicopyemic embolism following (induced) termination of pregnancy

Soap embolism following (induced) termination of pregnancy

5th O04.8 **(Induced) termination of pregnancy with other and unspecified complications**

O04.80 **(Induced) termination of pregnancy with unspecified complications** M CC CC/MCC Ex

O04.81 **Shock following (induced) termination of pregnancy** M MCC CC/MCC Ex

AHA: Q1 2025

Circulatory collapse following (induced) termination of pregnancy

Shock (postprocedural) following (induced) termination of pregnancy

EXCLUDES *shock due to infection following (induced) termination of pregnancy (O04.87)*

O04.82 **Renal failure following (induced) termination of pregnancy** M MCC CC/MCC Ex

Kidney failure (acute) following (induced) termination of pregnancy

Oliguria following (induced) termination of pregnancy

Renal shutdown following (induced) termination of pregnancy

Renal tubular necrosis following (induced) termination of pregnancy

Uremia following (induced) termination of pregnancy

O04.82 **Renal failure following (induced) termination of pregnancy** M MCC CC/MCC Ex6

Kidney failure (acute) following (induced) termination of pregnancy
Oliguria following (induced) termination of pregnancy
Renal shutdown following (induced) termination of pregnancy
Renal tubular necrosis following (induced) termination of pregnancy
Uremia following (induced) termination of pregnancy

O04.83 **Metabolic disorder following (induced) termination of pregnancy** M CC CC/MCC Ex6

O04.84 **Damage to pelvic organs following (induced) termination of pregnancy** M CC CC/MCC Ex6

Laceration, perforation, tear or chemical damage of bladder following (induced) termination of pregnancy
Laceration, perforation, tear or chemical damage of bowel following (induced) termination of pregnancy
Laceration, perforation, tear or chemical damage of broad ligament following (induced) termination of pregnancy
Laceration, perforation, tear or chemical damage of cervix following (induced) termination of pregnancy
Laceration, perforation, tear or chemical damage of periurethral tissue following (induced) termination of pregnancy
Laceration, perforation, tear or chemical damage of uterus following (induced) termination of pregnancy
Laceration, perforation, tear or chemical damage of vagina following (induced) termination of pregnancy

O04.85 **Other venous complications following (induced) termination of pregnancy** M CC CC/MCC Ex6

O04.86 **Cardiac arrest following (induced) termination of pregnancy** M CC CC/MCC Ex6

O04.87 **Sepsis following (induced) termination of pregnancy** M CC CC/MCC Ex6

Use additional code to identify infectious agent (B95-B97)
Use additional code to identify severe sepsis, if applicable (R65.2-)

Excludes1 *septic or septicopyemic embolism following (induced) termination of pregnancy (O04.7)*

O04.88 **Urinary tract infection following (induced) termination of pregnancy** M CC CC/MCC Ex6

Cystitis following (induced) termination of pregnancy

O04.89 **(Induced) termination of pregnancy with other complications** M CC CC/MCC Ex6

4th O07 Failed attempted termination of pregnancy

See Official Guidelines, "Complications leading to abortion" I.C.15.q.3, "Termination of Pregnancy and Spontaneous Abortions" I.C.15.p

INCLUDES *failure of attempted induction of termination of pregnancy*
incomplete elective abortion

EXCLUDES1 *incomplete spontaneous abortion (O03.0-)*

O07.0 Genital tract and pelvic infection following failed attempted termination of pregnancy M CC CC/MCC Ex6

Endometritis following failed attempted termination of pregnancy
Oophoritis following failed attempted termination of pregnancy
Parametritis following failed attempted termination of pregnancy
Pelvic peritonitis following failed attempted termination of pregnancy
Salpingitis following failed attempted termination of pregnancy
Salpingo-oophoritis following failed attempted termination of pregnancy

EXCLUDES1 *sepsis following failed attempted termination of pregnancy (O07.37)*
urinary tract infection following failed attempted termination of pregnancy (O07.38)

O07.1 Delayed or excessive hemorrhage following failed attempted termination of pregnancy M CC CC/MCC Ex6

Afibrinogenemia following failed attempted termination of pregnancy
Defibrination syndrome following failed attempted termination of pregnancy
Hemolysis following failed attempted termination of pregnancy
Intravascular coagulation following failed attempted termination of pregnancy

O07.2 Embolism following failed attempted termination of pregnancy M MCC CC/MCC Ex6

Air embolism following failed attempted termination of pregnancy
Amniotic fluid embolism following failed attempted termination of pregnancy
Blood-clot embolism following failed attempted termination of pregnancy
Embolism NOS following failed attempted termination of pregnancy
Fat embolism following failed attempted termination of pregnancy
Pulmonary embolism following failed attempted termination of pregnancy
Pyemic embolism following failed attempted termination of pregnancy
Septic or septicopyemic embolism following failed attempted termination of pregnancy
Soap embolism following failed attempted termination of pregnancy

5th O07.3 **Failed attempted termination of pregnancy with other and unspecified complications**

O07.30 **Failed attempted termination of pregnancy with unspecified complications** M CC CC/MCC Ex0

O07.31 **Shock following failed attempted termination of pregnancy** M MCC CC/MCC Ex0

Circulatory collapse following failed attempted termination of pregnancy

Shock (postprocedural) following failed attempted termination of pregnancy

excludes1 *shock due to infection following failed attempted termination of pregnancy (O07.37)*

O07.32 **Renal failure following failed attempted termination of pregnancy** M MCC CC/MCC Ex0

Kidney failure (acute) following failed attempted termination of pregnancy

Oliguria following failed attempted termination of pregnancy

Renal shutdown following failed attempted termination of pregnancy

Renal tubular necrosis following failed attempted termination of pregnancy

Uremia following failed attempted termination of pregnancy

O07.33 **Metabolic disorder following failed attempted termination of pregnancy** M CC CC/MCC Ex0

O07.34 **Damage to pelvic organs following failed attempted termination of pregnancy** M CC CC/MCC Ex0

Laceration, perforation, tear or chemical damage of bladder following failed attempted termination of pregnancy

Laceration, perforation, tear or chemical damage of bowel following failed attempted termination of pregnancy

Laceration, perforation, tear or chemical damage of broad ligament following failed attempted termination of pregnancy

Laceration, perforation, tear or chemical damage of cervix following failed attempted termination of pregnancy

Laceration, perforation, tear or chemical damage of periurethral tissue following failed attempted termination of pregnancy

Laceration, perforation, tear or chemical damage of uterus following failed attempted termination of pregnancy

Laceration, perforation, tear or chemical damage of vagina following failed attempted termination of pregnancy

O07.35 **Other venous complications following failed attempted termination of pregnancy** M CC CC/MCC Ex0

O07.36 **Cardiac arrest following failed attempted termination of pregnancy** M CC CC/MCC Ex0

O07.37 **Sepsis following failed attempted termination of pregnancy** M CC CC/MCC Ex0

Use additional code (B95-B97), to identify infectious agent

Use additional code (R65.2-) to identify severe sepsis, if applicable

excludes1 *septic or septicopyemic embolism following failed attempted termination of pregnancy (O07.2)*

O07.38 **Urinary tract infection following failed attempted termination of pregnancy** M CC CC/MCC Ex0

Cystitis following failed attempted termination of pregnancy

O07.39 **Failed attempted termination of pregnancy with other complications** M CC CC/MCC Ex0

O07.4 **Failed attempted termination of pregnancy without complication** M CC/MCC Ex0

See Official Guidelines, "Retained Products of Conception following an abortion" I.C.15.q.2

AHA: Q4 2019, Q4 2017

4th O08 Complications following ectopic and molar pregnancy

See Official Guidelines, "Complications leading to abortion" I.C.15.q.3, "Termination of Pregnancy and Spontaneous Abortions" I.C.15.p

This category is for use with categories O00-O02 to identify any associated complications

O08.0 Genital tract and pelvic infection following ectopic and molar pregnancy M CC CC/MCC Ex0

Endometritis following ectopic and molar pregnancy
Oophoritis following ectopic and molar pregnancy
Parametritis following ectopic and molar pregnancy
Pelvic peritonitis following ectopic and molar pregnancy
Salpingitis following ectopic and molar pregnancy
Salpingo-oophoritis following ectopic and molar pregnancy

EXCLUDES1 *sepsis following ectopic and molar pregnancy (O08.82)*
urinary tract infection (O08.83)

O08.1 Delayed or excessive hemorrhage following ectopic and molar pregnancy M CC CC/MCC Ex0

Afibrinogenemia following ectopic and molar pregnancy
Defibrination syndrome following ectopic and molar pregnancy
Hemolysis following ectopic and molar pregnancy
Intravascular coagulation following ectopic and molar pregnancy

EXCLUDES1 *delayed or excessive hemorrhage due to incomplete abortion (O03.1)*

O08.2 Embolism following ectopic and molar pregnancy M MCC CC/MCC Ex0

Air embolism following ectopic and molar pregnancy
Amniotic fluid embolism following ectopic and molar pregnancy
Blood-clot embolism following ectopic and molar pregnancy
Embolism NOS following ectopic and molar pregnancy
Fat embolism following ectopic and molar pregnancy
Pulmonary embolism following ectopic and molar pregnancy
Pyemic embolism following ectopic and molar pregnancy
Septic or septicopyemic embolism following ectopic and molar pregnancy
Soap embolism following ectopic and molar pregnancy

O08.3 **Shock following ectopic and molar pregnancy** M MCC CC/MCC Ex0

Circulatory collapse following ectopic and molar pregnancy

Shock (postprocedural) following ectopic and molar pregnancy

EXCLUDES *shock due to infection following ectopic and molar pregnancy (O08.82)*

O08.4 **Renal failure following ectopic and molar pregnancy** M MCC CC/MCC Ex0

Kidney failure (acute) following ectopic and molar pregnancy

Oliguria following ectopic and molar pregnancy

Renal shutdown following ectopic and molar pregnancy

Renal tubular necrosis following ectopic and molar pregnancy

Uremia following ectopic and molar pregnancy

O08.5 **Metabolic disorders following an ectopic and molar pregnancy** M CC CC/MCC Ex0

O08.6 **Damage to pelvic organs and tissues following an ectopic and molar pregnancy** M CC CC/MCC Ex0

Laceration, perforation, tear or chemical damage of bladder following an ectopic and molar pregnancy

Laceration, perforation, tear or chemical damage of bowel following an ectopic and molar pregnancy

Laceration, perforation, tear or chemical damage of broad ligament following an ectopic and molar pregnancy

Laceration, perforation, tear or chemical damage of cervix following an ectopic and molar pregnancy

Laceration, perforation, tear or chemical damage of periurethral tissue following an ectopic and molar pregnancy

Laceration, perforation, tear or chemical damage of uterus following an ectopic and molar pregnancy

Laceration, perforation, tear or chemical damage of vagina following an ectopic and molar pregnancy

O08.7 **Other venous complications following an ectopic and molar pregnancy** M CC CC/MCC Ex0

5th O08.8 **Other complications following an ectopic and molar pregnancy**

O08.81 **Cardiac arrest following an ectopic and molar pregnancy** M CC CC/MCC Ex0

O08.82 **Sepsis following ectopic and molar pregnancy** M CC CC/MCC Ex0

Use additional code (B95-B97), to identify infectious agent

Use additional code (R65.2-) to identify severe sepsis, if applicable

EXCLUDES *septic or septicopyemic embolism following ectopic and molar pregnancy (O08.2)*

O08.83 **Urinary tract infection following an ectopic and molar pregnancy** M CC CC/MCC Ex0

Cystitis following an ectopic and molar pregnancy

O08.89 **Other complications following an ectopic and molar pregnancy** M CC CC/MCC Ex0

O08.9 **Unspecified complication following an ectopic and molar pregnancy** M CC CC/MCC Ex0

Supervision of high risk pregnancy (O09)

4th O09 Supervision of high risk pregnancy

See Official Guidelines, "Supervision of High-Risk Pregnancy" I.C.15.b.2

5th O09.0 Supervision of pregnancy with history of infertility

O09.00 Supervision of pregnancy with history of infertility, unspecified trimester M POA PDxIn

O09.01 Supervision of pregnancy with history of infertility, first trimester M POA PDxIn

O09.02 Supervision of pregnancy with history of infertility, second trimester M POA PDxIn

O09.03 Supervision of pregnancy with history of infertility, third trimester M POA PDxIn

5th O09.1 Supervision of pregnancy with history of ectopic pregnancy

O09.10 Supervision of pregnancy with history of ectopic pregnancy, unspecified trimester M POA PDxIn

AHA: Q4 2016

O09.11 Supervision of pregnancy with history of ectopic pregnancy, first trimester M POA PDxIn

AHA: Q4 2016

O09.12 Supervision of pregnancy with history of ectopic pregnancy, second trimester M POA PDxIn

AHA: Q4 2016

O09.13 Supervision of pregnancy with history of ectopic pregnancy, third trimester M POA PDxIn

AHA: Q4 2016

5th O09.A Supervision of pregnancy with history of molar pregnancy

O09.A0 Supervision of pregnancy with history of molar pregnancy, unspecified trimester M POA PDxIn

AHA: Q4 2016

O09.A1 Supervision of pregnancy with history of molar pregnancy, first trimester M POA PDxIn

AHA: Q4 2016

O09.A2 Supervision of pregnancy with history of molar pregnancy, second trimester M POA PDxIn

AHA: Q4 2016

O09.A3 Supervision of pregnancy with history of molar pregnancy, third trimester M POA PDxIn

AHA: Q4 2016

- O09.2 Supervision of pregnancy with other poor reproductive or obstetric history
  - Excludes1 *pregnancy care for patient with history of recurrent pregnancy loss (O26.2-)*
  - O09.21 Supervision of pregnancy with history of pre-term labor
    - O09.211 Supervision of pregnancy with history of pre-term labor, first trimester M POA PDxIn
    - O09.212 Supervision of pregnancy with history of pre-term labor, second trimester M POA PDxIn
    - O09.213 Supervision of pregnancy with history of pre-term labor, third trimester M POA PDxIn
    - O09.219 Supervision of pregnancy with history of pre-term labor, unspecified trimester M POA PDxIn
  - O09.29 Supervision of pregnancy with other poor reproductive or obstetric history
    - Supervision of pregnancy with history of neonatal death
    - Supervision of pregnancy with history of stillbirth
    - O09.291 Supervision of pregnancy with other poor reproductive or obstetric history, first trimester M POA PDxIn
    - O09.292 Supervision of pregnancy with other poor reproductive or obstetric history, second trimester M POA PDxIn
    - O09.293 Supervision of pregnancy with other poor reproductive or obstetric history, third trimester M POA PDxIn
    - O09.299 Supervision of pregnancy with other poor reproductive or obstetric history, unspecified trimester M POA PDxIn
- O09.3 Supervision of pregnancy with insufficient antenatal care
  - Supervision of concealed pregnancy
  - Supervision of hidden pregnancy
  - O09.30 Supervision of pregnancy with insufficient antenatal care, unspecified trimester M POA PDxIn
  - O09.31 Supervision of pregnancy with insufficient antenatal care, first trimester M POA PDxIn
  - O09.32 Supervision of pregnancy with insufficient antenatal care, second trimester M POA PDxIn
  - O09.33 Supervision of pregnancy with insufficient antenatal care, third trimester M POA PDxIn
- O09.4 Supervision of pregnancy with grand multiparity
  - O09.40 Supervision of pregnancy with grand multiparity, unspecified trimester M POA PDxIn
  - O09.41 Supervision of pregnancy with grand multiparity, first trimester M POA PDxIn
  - O09.42 Supervision of pregnancy with grand multiparity, second trimester M POA PDxIn
  - O09.43 Supervision of pregnancy with grand multiparity, third trimester M POA PDxIn

5th O09.5 Supervision of elderly primigravida and multigravida

Pregnancy for a female 35 years and older at expected date of delivery

6th O09.51 Supervision of elderly primigravida

O09.511 Supervision of elderly primigravida, first trimester M POA PDxIn

O09.512 Supervision of elderly primigravida, second trimester M POA PDxIn

O09.513 Supervision of elderly primigravida, third trimester M POA PDxIn

O09.519 Supervision of elderly primigravida, unspecified trimester M POA PDxIn

6th O09.52 Supervision of elderly multigravida

O09.521 Supervision of elderly multigravida, first trimester M POA PDxIn

O09.522 Supervision of elderly multigravida, second trimester M POA PDxIn

O09.523 Supervision of elderly multigravida, third trimester M POA PDxIn

AHA: Q4 2016

O09.529 Supervision of elderly multigravida, unspecified trimester M POA PDxIn

5th O09.6 Supervision of young primigravida and multigravida

Supervision of pregnancy for a female less than 16 years old at expected date of delivery

6th O09.61 Supervision of young primigravida

O09.611 Supervision of young primigravida, first trimester M POA PDxIn

O09.612 Supervision of young primigravida, second trimester M POA PDxIn

O09.613 Supervision of young primigravida, third trimester M POA PDxIn

O09.619 Supervision of young primigravida, unspecified trimester M POA PDxIn

6th O09.62 Supervision of young multigravida

O09.621 Supervision of young multigravida, first trimester M POA PDxIn

O09.622 Supervision of young multigravida, second trimester M POA PDxIn

O09.623 Supervision of young multigravida, third trimester M POA PDxIn

O09.629 Supervision of young multigravida, unspecified trimester M POA PDxIn

- O09.7 Supervision of high risk pregnancy due to social problems
  - O09.70 Supervision of high risk pregnancy due to social problems, unspecified trimester M POA PDxIn
  - O09.71 Supervision of high risk pregnancy due to social problems, first trimester M POA PDxIn
  - O09.72 Supervision of high risk pregnancy due to social problems, second trimester M POA PDxIn
  - O09.73 Supervision of high risk pregnancy due to social problems, third trimester M POA PDxIn
- O09.8 Supervision of other high risk pregnancies
  - O09.81 Supervision of pregnancy resulting from assisted reproductive technology

    Supervision of pregnancy resulting from in-vitro fertilization

    EXCLUDES *gestational carrier status (Z33.3)*
    - O09.811 Supervision of pregnancy resulting from assisted reproductive technology, first trimester M POA PDxIn
    - O09.812 Supervision of pregnancy resulting from assisted reproductive technology, second trimester M POA PDxIn
    - O09.813 Supervision of pregnancy resulting from assisted reproductive technology, third trimester M POA PDxIn
    - O09.819 Supervision of pregnancy resulting from assisted reproductive technology, unspecified trimester M POA PDxIn
  - O09.82 Supervision of pregnancy with history of in utero procedure during previous pregnancy
    - O09.821 Supervision of pregnancy with history of in utero procedure during previous pregnancy, first trimester M POA PDxIn
    - O09.822 Supervision of pregnancy with history of in utero procedure during previous pregnancy, second trimester M POA PDxIn
    - O09.823 Supervision of pregnancy with history of in utero procedure during previous pregnancy, third trimester M POA PDxIn
    - O09.829 Supervision of pregnancy with history of in utero procedure during previous pregnancy, unspecified trimester M POA PDxIn

      EXCLUDES1 *supervision of pregnancy affected by in utero procedure during current pregnancy (O35.7)*
  - O09.89 Supervision of other high risk pregnancies
    - O09.891 Supervision of other high risk pregnancies, first trimester M POA PDxIn
    - O09.892 Supervision of other high risk pregnancies, second trimester M POA PDxIn
    - O09.893 Supervision of other high risk pregnancies, third trimester M POA PDxIn
    - O09.899 Supervision of other high risk pregnancies, unspecified trimester M POA PDxIn
- O09.9 Supervision of high risk pregnancy, unspecified
  - O09.90 Supervision of high risk pregnancy, unspecified, unspecified trimester M POA PDxIn
  - O09.91 Supervision of high risk pregnancy, unspecified, first trimester M POA PDxIn
  - O09.92 Supervision of high risk pregnancy, unspecified, second trimester M POA PDxIn
  - O09.93 Supervision of high risk pregnancy, unspecified, third trimester M POA PDxIn

Edema, proteinuria and hypertensive disorders in pregnancy, childbirth and the puerperium (O10-O16)

4th **O10 Pre-existing hypertension complicating pregnancy, childbirth and the puerperium**

See Official Guidelines, "Pre-existing hypertension in pregnancy" I.C.15.d

INCLUDES *pre-existing hypertension with pre-existing proteinuria complicating pregnancy, childbirth and the puerperium*

EXCLUDES *pre-existing hypertension with superimposed pre-eclampsia complicating pregnancy, childbirth and the puerperium (O11.-)*

5th **O10.0 Pre-existing essential hypertension complicating pregnancy, childbirth and the puerperium**

Any condition in I10 specified as a reason for obstetric care during pregnancy, childbirth or the puerperium

6th **O10.01 Pre-existing essential hypertension complicating pregnancy**

O10.011 Pre-existing essential hypertension complicating pregnancy, first trimester M CC CC/MCC Ex0

O10.012 Pre-existing essential hypertension complicating pregnancy, second trimester M CC CC/MCC Ex0

O10.013 Pre-existing essential hypertension complicating pregnancy, third trimester M CC CC/MCC Ex0

O10.019 Pre-existing essential hypertension complicating pregnancy, unspecified trimester M CC/MCC Ex0

O10.02 Pre-existing essential hypertension complicating childbirth M CC CC/MCC Ex0

O10.03 Pre-existing essential hypertension complicating the puerperium M CC/MCC Ex0

5th **O10.1 Pre-existing hypertensive heart disease complicating pregnancy, childbirth and the puerperium**

Any condition in I11 specified as a reason for obstetric care during pregnancy, childbirth or the puerperium

Use additional code from I11 to identify the type of hypertensive heart disease

6th **O10.11 Pre-existing hypertensive heart disease complicating pregnancy**

O10.111 Pre-existing hypertensive heart disease complicating pregnancy, first trimester M CC/MCC Ex0

O10.112 Pre-existing hypertensive heart disease complicating pregnancy, second trimester M CC/MCC Ex0

O10.113 Pre-existing hypertensive heart disease complicating pregnancy, third trimester M CC/MCC Ex0

O10.119 Pre-existing hypertensive heart disease complicating pregnancy, unspecified trimester M CC/MCC Ex0

O10.12 Pre-existing hypertensive heart disease complicating childbirth M CC/MCC Ex0

O10.13 Pre-existing hypertensive heart disease complicating the puerperium M CC/MCC Ex0

5th O10.2 Pre-existing hypertensive chronic kidney disease complicating pregnancy, childbirth and the puerperium

Any condition in I12 specified as a reason for obstetric care during pregnancy, childbirth or the puerperium

Use additional code from I12 to identify the type of hypertensive chronic kidney disease

6th O10.21 Pre-existing hypertensive chronic kidney disease complicating pregnancy

- O10.211 Pre-existing hypertensive chronic kidney disease complicating pregnancy, first trimester M CC/MCC Ex6
- O10.212 Pre-existing hypertensive chronic kidney disease complicating pregnancy, second trimester M CC/MCC Ex6
- O10.213 Pre-existing hypertensive chronic kidney disease complicating pregnancy, third trimester M CC/MCC Ex6
- O10.219 Pre-existing hypertensive chronic kidney disease complicating pregnancy, unspecified trimester M CC/MCC Ex6

O10.22 Pre-existing hypertensive chronic kidney disease complicating childbirth M CC/MCC Ex6

O10.23 Pre-existing hypertensive chronic kidney disease complicating the puerperium M CC/MCC Ex6

5th O10.3 Pre-existing hypertensive heart and chronic kidney disease complicating pregnancy, childbirth and the puerperium

Any condition in I13 specified as a reason for obstetric care during pregnancy, childbirth or the puerperium

Use additional code from I13 to identify the type of hypertensive heart and chronic kidney disease

6th O10.31 Pre-existing hypertensive heart and chronic kidney disease complicating pregnancy

- O10.311 Pre-existing hypertensive heart and chronic kidney disease complicating pregnancy, first trimester M CC/MCC Ex6
- O10.312 Pre-existing hypertensive heart and chronic kidney disease complicating pregnancy, second trimester M CC/MCC Ex6
- O10.313 Pre-existing hypertensive heart and chronic kidney disease complicating pregnancy, third trimester M CC/MCC Ex6
- O10.319 Pre-existing hypertensive heart and chronic kidney disease complicating pregnancy, unspecified trimester M CC/MCC Ex6

O10.32 Pre-existing hypertensive heart and chronic kidney disease complicating childbirth M CC/MCC Ex6

O10.33 Pre-existing hypertensive heart and chronic kidney disease complicating the puerperium M CC/MCC Ex6

5th O10.4 Pre-existing secondary hypertension complicating pregnancy, childbirth and the puerperium

Any condition in I15 specified as a reason for obstetric care during pregnancy, childbirth or the puerperium

Use additional code from I15 to identify the type of secondary hypertension

6th O10.41 Pre-existing secondary hypertension complicating pregnancy

- O10.411 Pre-existing secondary hypertension complicating pregnancy, first trimester M CC CC/MCC Ex6
- O10.412 Pre-existing secondary hypertension complicating pregnancy, second trimester M CC CC/MCC Ex6
- O10.413 Pre-existing secondary hypertension complicating pregnancy, third trimester M CC CC/MCC Ex6
- O10.419 Pre-existing secondary hypertension complicating pregnancy, unspecified trimester M CC/MCC Ex6

O10.42 Pre-existing secondary hypertension complicating childbirth M MCC CC/MCC Ex6

O10.43 Pre-existing secondary hypertension complicating the puerperium M CC CC/MCC Ex6

5th O10.9 Unspecified pre-existing hypertension complicating pregnancy, childbirth and the puerperium

6th O10.91 Unspecified pre-existing hypertension complicating pregnancy

O10.911 Unspecified pre-existing hypertension complicating pregnancy, first trimester M CC CC/MCC Ex0

O10.912 Unspecified pre-existing hypertension complicating pregnancy, second trimester M CC CC/MCC Ex0

O10.913 Unspecified pre-existing hypertension complicating pregnancy, third trimester M CC CC/MCC Ex0

O10.919 Unspecified pre-existing hypertension complicating pregnancy, unspecified trimester M CC/MCC Ex0

O10.92 Unspecified pre-existing hypertension complicating childbirth M CC CC/MCC Ex0

O10.93 Unspecified pre-existing hypertension complicating the puerperium M CC/MCC Ex0

4th O11 Pre-existing hypertension with pre-eclampsia

INCLUDES *conditions in O10 complicated by pre-eclampsia*

pre-eclampsia superimposed pre-existing hypertension

Use additional code from O10 to identify the type of hypertension

O11.1 Pre-existing hypertension with pre-eclampsia, first trimester M MCC CC/MCC Ex0

O11.2 Pre-existing hypertension with pre-eclampsia, second trimester M MCC CC/MCC Ex0

O11.3 Pre-existing hypertension with pre-eclampsia, third trimester M MCC CC/MCC Ex0

O11.4 Pre-existing hypertension with pre-eclampsia, complicating childbirth M CC/MCC Ex0

O11.5 Pre-existing hypertension with pre-eclampsia, complicating the puerperium M CC/MCC Ex0

O11.9 Pre-existing hypertension with pre-eclampsia, unspecified trimester M CC/MCC Ex0

4th O12 Gestational [pregnancy-induced] edema and proteinuria without hypertension

5th O12.0 Gestational edema

O12.00 Gestational edema, unspecified trimester M CC/MCC Ex0

O12.01 Gestational edema, first trimester M CC/MCC Ex0

O12.02 Gestational edema, second trimester M CC/MCC Ex0

O12.03 Gestational edema, third trimester M CC/MCC Ex0

O12.04 Gestational edema, complicating childbirth M CC/MCC Ex0

O12.05 Gestational edema, complicating the puerperium M CC/MCC Ex0

5th O12.1 Gestational proteinuria

- O12.10 Gestational proteinuria, unspecified trimester M
- O12.11 Gestational proteinuria, first trimester M CC CC/MCC Ex0
- O12.12 Gestational proteinuria, second trimester M CC CC/MCC Ex0
- O12.13 Gestational proteinuria, third trimester M CC CC/MCC Ex0
- O12.14 Gestational proteinuria, complicating childbirth M CC/MCC Ex0
- O12.15 Gestational proteinuria, complicating the puerperium M CC/MCC Ex0

5th O12.2 Gestational edema with proteinuria

- O12.20 Gestational edema with proteinuria, unspecified trimester M CC/MCC Ex0
- O12.21 Gestational edema with proteinuria, first trimester M CC CC/MCC Ex0
- O12.22 Gestational edema with proteinuria, second trimester M CC CC/MCC Ex0
- O12.23 Gestational edema with proteinuria, third trimester M CC CC/MCC Ex0
- O12.24 Gestational edema with proteinuria, complicating childbirth M CC/MCC Ex0
- O12.25 Gestational edema with proteinuria, complicating the puerperium M CC/MCC Ex0

4th O13 Gestational [pregnancy-induced] hypertension without significant proteinuria

See Official Guidelines, "Hypertension, Transient" I.C.9.a.7

INCLUDES *gestational hypertension NOS*
transient hypertension of pregnancy

- O13.1 Gestational [pregnancy-induced] hypertension without significant proteinuria, first trimester M CC/MCC Ex0
- O13.2 Gestational [pregnancy-induced] hypertension without significant proteinuria, second trimester M CC/MCC Ex0
- O13.3 Gestational [pregnancy-induced] hypertension without significant proteinuria, third trimester M CC/MCC Ex0
- O13.4 Gestational [pregnancy-induced] hypertension without significant proteinuria, complicating childbirth M CC/MCC Ex0
- O13.5 Gestational [pregnancy-induced] hypertension without significant proteinuria, complicating the puerperium M CC/MCC Ex0
- O13.9 Gestational [pregnancy-induced] hypertension without significant proteinuria, unspecified trimester M CC/MCC Ex0

4th O14 Pre-eclampsia

See Official Guidelines, "Hypertension, Transient" I.C.9.a.7

DEFINITION: Excessive weight gain, elevated BP, swelling of hands and feet, elevated albumin and creatinine in urine.

EXCLUDES1 *pre-existing hypertension with pre-eclampsia (O11)*

5th O14.0 Mild to moderate pre-eclampsia

- O14.00 Mild to moderate pre-eclampsia, unspecified trimester M CC/MCC Ex0
- O14.02 Mild to moderate pre-eclampsia, second trimester M CC CC/MCC Ex0
- O14.03 Mild to moderate pre-eclampsia, third trimester M CC CC/MCC Ex0
- O14.04 Mild to moderate pre-eclampsia, complicating childbirth M CC/MCC Ex0

  AHA: Q2 2019
- O14.05 Mild to moderate pre-eclampsia, complicating the puerperium M CC/MCC Ex0

5th O14.1 Severe pre-eclampsia

EXCLUDES1 *HELLP syndrome (O14.2-)*

- O14.10 Severe pre-eclampsia, unspecified trimester M CC/MCC Ex0
- O14.12 Severe pre-eclampsia, second trimester M MCC CC/MCC Ex0
- O14.13 Severe pre-eclampsia, third trimester M MCC CC/MCC Ex0
- O14.14 Severe pre-eclampsia complicating childbirth M CC/MCC Ex0
- O14.15 Severe pre-eclampsia, complicating the puerperium M CC/MCC Ex0

5th O14.2 HELLP syndrome

Severe pre-eclampsia with hemolysis, elevated liver enzymes and low platelet count (HELLP)

- O14.20 HELLP syndrome (HELLP), unspecified trimester M CC/MCC Ex0
- O14.22 HELLP syndrome (HELLP), second trimester M MCC CC/MCC Ex0
- O14.23 HELLP syndrome (HELLP), third trimester M MCC CC/MCC Ex0
- O14.24 HELLP syndrome, complicating childbirth M CC/MCC Ex0
- O14.25 HELLP syndrome, complicating the puerperium M CC/MCC Ex0

5th O14.9 Unspecified pre-eclampsia

- O14.90 Unspecified pre-eclampsia, unspecified trimester M CC/MCC Ex0
- O14.92 Unspecified pre-eclampsia, second trimester M CC CC/MCC Ex0
- O14.93 Unspecified pre-eclampsia, third trimester M CC CC/MCC Ex0
- O14.94 Unspecified pre-eclampsia, complicating childbirth M CC/MCC Ex0
- O14.95 Unspecified pre-eclampsia, complicating the puerperium M CC/MCC Ex0

4th O15 Eclampsia

INCLUDES *convulsions following conditions in O10-O14 and O16*

5th O15.0 Eclampsia complicating pregnancy

O15.00 Eclampsia complicating pregnancy, unspecified trimester M CC/MCC Ex0

O15.02 Eclampsia complicating pregnancy, second trimester M MCC CC/MCC Ex0

O15.03 Eclampsia complicating pregnancy, third trimester M MCC CC/MCC Ex0

O15.1 Eclampsia complicating labor M MCC CC/MCC Ex0

O15.2 Eclampsia complicating the puerperium M MCC CC/MCC Ex0

O15.9 Eclampsia, unspecified as to time period M CC/MCC Ex0

Eclampsia NOS

4th O16 Unspecified maternal hypertension

O16.1 Unspecified maternal hypertension, first trimester M CC CC/MCC Ex0

O16.2 Unspecified maternal hypertension, second trimester M CC CC/MCC Ex0

O16.3 Unspecified maternal hypertension, third trimester M CC CC/MCC Ex0

O16.4 Unspecified maternal hypertension, complicating childbirth M CC/MCC Ex0

O16.5 Unspecified maternal hypertension, complicating the puerperium M CC/MCC Ex0

O16.9 Unspecified maternal hypertension, unspecified trimester M CC/MCC Ex0

Other maternal disorders predominantly related to pregnancy (O20-O29)

EXCLUDES *maternal care related to the fetus and amniotic cavity and possible delivery problems (O30-O48)*

maternal diseases classifiable elsewhere but complicating pregnancy, labor and delivery, and the puerperium (O98-O99)

4th O20 **Hemorrhage in early pregnancy**

INCLUDES *hemorrhage before completion of 20 weeks gestation*

EXCLUDES1 *pregnancy with abortive outcome (O00-O08)*

O20.0 **Threatened abortion** M CC CC/MCC Ex0

Hemorrhage specified as due to threatened abortion

O20.8 **Other hemorrhage in early pregnancy** M CC/MCC Ex0

AHA: Q3 2023

O20.9 **Hemorrhage in early pregnancy, unspecified** M CC CC/MCC Ex0

4th O21 **Excessive vomiting in pregnancy**

O21.0 **Mild hyperemesis gravidarum** M

Hyperemesis gravidarum, mild or unspecified, starting before the end of the 20th week of gestation

O21.1 **Hyperemesis gravidarum with metabolic disturbance** M

Hyperemesis gravidarum, starting before the end of the 20th week of gestation, with metabolic disturbance such as carbohydrate depletion

Hyperemesis gravidarum, starting before the end of the 20th week of gestation, with metabolic disturbance such as dehydration

Hyperemesis gravidarum, starting before the end of the 20th week of gestation, with metabolic disturbance such as electrolyte imbalance

O21.2 **Late vomiting of pregnancy** M

Excessive vomiting starting after 20 completed weeks of gestation

O21.8 **Other vomiting complicating pregnancy** M

Vomiting due to diseases classified elsewhere, complicating pregnancy

Use additional code, to identify cause.

O21.9 **Vomiting of pregnancy, unspecified** M

4th O22 **Venous complications and hemorrhoids in pregnancy**

Excludes1 *venous complications of:*
abortion NOS (O03.9)
ectopic or molar pregnancy (O08.7)
failed attempted abortion (O07.35)
induced abortion (O04.85)
spontaneous abortion (O03.89)

Excludes2 *obstetric pulmonary embolism (O88.-)*
venous complications and hemorrhoids of childbirth and the puerperium (O87.-)

5th O22.0 **Varicose veins of lower extremity in pregnancy**

Varicose veins NOS in pregnancy

O22.00 **Varicose veins of lower extremity in pregnancy, unspecified trimester** M

O22.01 **Varicose veins of lower extremity in pregnancy, first trimester** M

O22.02 **Varicose veins of lower extremity in pregnancy, second trimester** M

O22.03 **Varicose veins of lower extremity in pregnancy, third trimester** M

5th O22.1 **Genital varices in pregnancy**

DEFINITION: Varices are enlarged veins.

Perineal varices in pregnancy

Vaginal varices in pregnancy

Vulval varices in pregnancy

O22.10 **Genital varices in pregnancy, unspecified trimester** M

O22.11 **Genital varices in pregnancy, first trimester** M

O22.12 **Genital varices in pregnancy, second trimester** M

O22.13 **Genital varices in pregnancy, third trimester** M

5th O22.2 **Superficial thrombophlebitis in pregnancy**

Phlebitis in pregnancy NOS

Thrombophlebitis of legs in pregnancy

Thrombosis in pregnancy NOS

Use additional code to identify the superficial thrombophlebitis (I80.0-)

O22.20 **Superficial thrombophlebitis in pregnancy, unspecified trimester** M CC CC/MCC Ex0

O22.21 **Superficial thrombophlebitis in pregnancy, first trimester** M CC CC/MCC Ex0

O22.22 **Superficial thrombophlebitis in pregnancy, second trimester** M CC CC/MCC Ex0

O22.23 **Superficial thrombophlebitis in pregnancy, third trimester** M CC CC/MCC Ex0

O22.3 **Deep phlebothrombosis in pregnancy**

Deep vein thrombosis, antepartum

Use additional code to identify the deep vein thrombosis (I82.4-, I82.5-, I82.62-, I82.72-)

Use additional code, if applicable, for associated long-term (current) use of anticoagulants (Z79.01)

O22.30 **Deep phlebothrombosis in pregnancy, unspecified trimester** M CC CC/MCC Ex0

O22.31 **Deep phlebothrombosis in pregnancy, first trimester** M MCC CC/MCC Ex0

O22.32 **Deep phlebothrombosis in pregnancy, second trimester** M MCC CC/MCC Ex0

O22.33 **Deep phlebothrombosis in pregnancy, third trimester** M MCC CC/MCC Ex0

O22.4 **Hemorrhoids in pregnancy**

O22.40 **Hemorrhoids in pregnancy, unspecified trimester** M CC CC/MCC Ex0

O22.41 **Hemorrhoids in pregnancy, first trimester** M CC CC/MCC Ex0

O22.42 **Hemorrhoids in pregnancy, second trimester** M CC CC/MCC Ex0

O22.43 **Hemorrhoids in pregnancy, third trimester** M CC CC/MCC Ex0

O22.5 **Cerebral venous thrombosis in pregnancy**

Cerebrovenous sinus thrombosis in pregnancy

O22.50 **Cerebral venous thrombosis in pregnancy, unspecified trimester** M CC CC/MCC Ex0

O22.51 **Cerebral venous thrombosis in pregnancy, first trimester** M CC CC/MCC Ex0

O22.52 **Cerebral venous thrombosis in pregnancy, second trimester** M CC CC/MCC Ex0

O22.53 **Cerebral venous thrombosis in pregnancy, third trimester** M CC CC/MCC Ex0

O22.8 **Other venous complications in pregnancy**

O22.8X **Other venous complications in pregnancy**

O22.8X1 **Other venous complications in pregnancy, first trimester** M CC CC/MCC Ex0

O22.8X2 **Other venous complications in pregnancy, second trimester** M CC CC/MCC Ex0

O22.8X3 **Other venous complications in pregnancy, third trimester** M CC CC/MCC Ex0

O22.8X9 **Other venous complications in pregnancy, unspecified trimester** M CC CC/MCC Ex0

O22.9 **Venous complication in pregnancy, unspecified**

Gestational phlebitis NOS

Gestational phlebopathy NOS

Gestational thrombosis NOS

O22.90 **Venous complication in pregnancy, unspecified, unspecified trimester** M CC CC/MCC Ex0

O22.91 **Venous complication in pregnancy, unspecified, first trimester** M CC/MCC Ex0

O22.92 **Venous complication in pregnancy, unspecified, second trimester** M CC/MCC Ex0

O22.93 **Venous complication in pregnancy, unspecified, third trimester** M CC/MCC Ex0

4th O23 Infections of genitourinary tract in pregnancy

Use additional code to identify organism (B95.-, B96.-)

Excludes *gonococcal infections complicating pregnancy, childbirth and the puerperium (O98.2)*

infections with a predominantly sexual mode of transmission NOS complicating pregnancy, childbirth and the puerperium (O98.3)

syphilis complicating pregnancy, childbirth and the puerperium (O98.1)

tuberculosis of genitourinary system complicating pregnancy, childbirth and the puerperium (O98.0)

venereal disease NOS complicating pregnancy, childbirth and the puerperium (O98.3)

5th O23.0 Infections of kidney in pregnancy

Pyelonephritis in pregnancy

O23.00 Infections of kidney in pregnancy, unspecified trimester M CC/MCC Ex6

O23.01 Infections of kidney in pregnancy, first trimester M CC CC/MCC Ex6

O23.02 Infections of kidney in pregnancy, second trimester M CC CC/MCC Ex6

O23.03 Infections of kidney in pregnancy, third trimester M CC CC/MCC Ex6

5th O23.1 Infections of bladder in pregnancy

O23.10 Infections of bladder in pregnancy, unspecified trimester M CC/MCC Ex6

O23.11 Infections of bladder in pregnancy, first trimester M CC CC/MCC Ex6

O23.12 Infections of bladder in pregnancy, second trimester M CC CC/MCC Ex6

O23.13 Infections of bladder in pregnancy, third trimester M CC CC/MCC Ex6

5th O23.2 Infections of urethra in pregnancy

O23.20 Infections of urethra in pregnancy, unspecified trimester M CC/MCC Ex6

O23.21 Infections of urethra in pregnancy, first trimester M CC CC/MCC Ex6

O23.22 Infections of urethra in pregnancy, second trimester M CC CC/MCC Ex6

O23.23 Infections of urethra in pregnancy, third trimester M CC CC/MCC Ex6

5th O23.3 Infections of other parts of urinary tract in pregnancy

O23.30 Infections of other parts of urinary tract in pregnancy, unspecified trimester M CC/MCC Ex6

O23.31 Infections of other parts of urinary tract in pregnancy, first trimester M CC CC/MCC Ex6

O23.32 Infections of other parts of urinary tract in pregnancy, second trimester M CC CC/MCC Ex6

O23.33 Infections of other parts of urinary tract in pregnancy, third trimester M CC CC/MCC Ex6

5th O23.4 Unspecified infection of urinary tract in pregnancy

O23.40 Unspecified infection of urinary tract in pregnancy, unspecified trimester M CC/MCC Ex6

O23.41 Unspecified infection of urinary tract in pregnancy, first trimester M CC CC/MCC Ex6

O23.42 Unspecified infection of urinary tract in pregnancy, second trimester M CC CC/MCC Ex6

O23.43 Unspecified infection of urinary tract in pregnancy, third trimester M CC CC/MCC Ex6

AHA: Q2 2018

5th O23.5 Infections of the genital tract in pregnancy

6th O23.51 Infection of cervix in pregnancy

O23.511 Infections of cervix in pregnancy, first trimester M CC CC/MCC Ex0

O23.512 Infections of cervix in pregnancy, second trimester M CC CC/MCC Ex0

O23.513 Infections of cervix in pregnancy, third trimester M CC CC/MCC Ex0

O23.519 Infections of cervix in pregnancy, unspecified trimester M CC/MCC Ex0

6th O23.52 Salpingo-oophoritis in pregnancy

Oophoritis in pregnancy

Salpingitis in pregnancy

O23.521 Salpingo-oophoritis in pregnancy, first trimester M CC CC/MCC Ex0

O23.522 Salpingo-oophoritis in pregnancy, second trimester M CC CC/MCC Ex0

O23.523 Salpingo-oophoritis in pregnancy, third trimester M CC CC/MCC Ex0

O23.529 Salpingo-oophoritis in pregnancy, unspecified trimester M CC/MCC Ex0

6th O23.59 Infection of other part of genital tract in pregnancy

O23.591 Infection of other part of genital tract in pregnancy, first trimester M CC CC/MCC Ex0

O23.592 Infection of other part of genital tract in pregnancy, second trimester M CC CC/MCC Ex0

O23.593 Infection of other part of genital tract in pregnancy, third trimester M CC CC/MCC Ex0

AHA: Q1 2025, Q1 2022

O23.599 Infection of other part of genital tract in pregnancy, unspecified trimester M CC/MCC Ex0

5th O23.9 Unspecified genitourinary tract infection in pregnancy

Genitourinary tract infection in pregnancy NOS

O23.90 Unspecified genitourinary tract infection in pregnancy, unspecified trimester M CC/MCC Ex0

O23.91 Unspecified genitourinary tract infection in pregnancy, first trimester M CC CC/MCC Ex0

O23.92 Unspecified genitourinary tract infection in pregnancy, second trimester M CC CC/MCC Ex0

O23.93 Unspecified genitourinary tract infection in pregnancy, third trimester M CC CC/MCC Ex0

- O24 Diabetes mellitus in pregnancy, childbirth, and the puerperium
  - See Official Guidelines, "Diabetes mellitus in pregnancy" I.C.15.g
  - O24.0 Pre-existing type 1 diabetes mellitus, in pregnancy, childbirth and the puerperium
    - Juvenile onset diabetes mellitus, in pregnancy, childbirth and the puerperium
    - Ketosis-prone diabetes mellitus in pregnancy, childbirth and the puerperium
    - Use additional code from category E10 to further identify any manifestations
    - O24.01 Pre-existing type 1 diabetes mellitus, in pregnancy
      - O24.011 Pre-existing type 1 diabetes mellitus, in pregnancy, first trimester M CC CC/MCC Ex0
      - O24.012 Pre-existing type 1 diabetes mellitus, in pregnancy, second trimester M CC CC/MCC Ex0
      - O24.013 Pre-existing type 1 diabetes mellitus, in pregnancy, third trimester M CC CC/MCC Ex0
      - O24.019 Pre-existing type 1 diabetes mellitus, in pregnancy, unspecified trimester M CC CC/MCC Ex0
    - O24.02 Pre-existing type 1 diabetes mellitus, in childbirth M MCC CC/MCC Ex0
    - O24.03 Pre-existing type 1 diabetes mellitus, in the puerperium M CC CC/MCC Ex0
  - O24.1 Pre-existing type 2 diabetes mellitus, in pregnancy, childbirth and the puerperium
    - Insulin-resistant diabetes mellitus in pregnancy, childbirth and the puerperium
    - Use additional code (for):
      - from category E11 to further identify any manifestations
      - injectable non-insulin antidiabetic drugs (Z79.85)
      - long-term (current) use of insulin (Z79.4)
    - O24.11 Pre-existing type 2 diabetes mellitus, in pregnancy
      - O24.111 Pre-existing type 2 diabetes mellitus, in pregnancy, first trimester M CC CC/MCC Ex0
      - O24.112 Pre-existing type 2 diabetes mellitus, in pregnancy, second trimester M CC CC/MCC Ex0
      - O24.113 Pre-existing type 2 diabetes mellitus, in pregnancy, third trimester M CC CC/MCC Ex0
      - O24.119 Pre-existing type 2 diabetes mellitus, in pregnancy, unspecified trimester M CC CC/MCC Ex0
    - O24.12 Pre-existing type 2 diabetes mellitus, in childbirth M MCC CC/MCC Ex0
    - O24.13 Pre-existing type 2 diabetes mellitus, in the puerperium M CC CC/MCC Ex0

5th O24.3 Unspecified pre-existing diabetes mellitus in pregnancy, childbirth and the puerperium

Use additional code (for):

from category E11 to further identify any manifestation

injectable non-insulin antidiabetic drugs (Z79.85)

long-term (current) use of insulin (Z79.4)

6th O24.31 Unspecified pre-existing diabetes mellitus in pregnancy

O24.311 Unspecified pre-existing diabetes mellitus in pregnancy, first trimester M CC CC/MCC Ex0

O24.312 Unspecified pre-existing diabetes mellitus in pregnancy, second trimester M CC CC/MCC Ex0

O24.313 Unspecified pre-existing diabetes mellitus in pregnancy, third trimester M CC CC/MCC Ex0

O24.319 Unspecified pre-existing diabetes mellitus in pregnancy, unspecified trimester M CC CC/MCC Ex0

O24.32 Unspecified pre-existing diabetes mellitus in childbirth M MCC CC/MCC Ex0

O24.33 Unspecified pre-existing diabetes mellitus in the puerperium M CC CC/MCC Ex0

5th O24.4 Gestational diabetes mellitus

See Official Guidelines, "Gestational (pregnancy induced) diabetes" I.C.15.i

TIP: Do not report Z79.4 or Z79.84 with codes in this category.

Diabetes mellitus arising in pregnancy

Gestational diabetes mellitus NOS

6th O24.41 Gestational diabetes mellitus in pregnancy

O24.410 Gestational diabetes mellitus in pregnancy, diet controlled M

O24.414 Gestational diabetes mellitus in pregnancy, insulin controlled M

O24.415 Gestational diabetes mellitus in pregnancy, controlled by oral hypoglycemic drugs M

AHA: Q4 2016

Gestational diabetes mellitus in pregnancy, controlled by oral antidiabetic drugs

O24.419 Gestational diabetes mellitus in pregnancy, unspecified control M

AHA: Q3 2020, Q4 2015

6th O24.42 Gestational diabetes mellitus in childbirth

O24.420 Gestational diabetes mellitus in childbirth, diet controlled M

O24.424 Gestational diabetes mellitus in childbirth, insulin controlled M

O24.425 Gestational diabetes mellitus in childbirth, controlled by oral hypoglycemic drugs M

AHA: Q4 2016

Gestational diabetes mellitus in childbirth, controlled by oral antidiabetic drugs

O24.429 Gestational diabetes mellitus in childbirth, unspecified control M

- O24.43 Gestational diabetes mellitus in the puerperium
  - O24.430 Gestational diabetes mellitus in the puerperium, diet controlled M
  - O24.434 Gestational diabetes mellitus in the puerperium, insulin controlled M
  - O24.435 Gestational diabetes mellitus in puerperium, controlled by oral hypoglycemic drugs M
    - **AHA:** Q4 2016
    - Gestational diabetes mellitus in puerperium, controlled by oral antidiabetic drugs
  - O24.439 Gestational diabetes mellitus in the puerperium, unspecified control M

- O24.8 Other pre-existing diabetes mellitus in pregnancy, childbirth, and the puerperium
  - **Use additional** code (for):
    - from categories E08, E09 and E13 to further identify any manifestation
    - injectable non-insulin antidiabetic drugs (Z79.85)
    - long-term (current) use of insulin (Z79.4)
  - O24.81 Other pre-existing diabetes mellitus in pregnancy
    - O24.811 Other pre-existing diabetes mellitus in pregnancy, first trimester M CC CC/MCC Ex0
    - O24.812 Other pre-existing diabetes mellitus in pregnancy, second trimester M CC CC/MCC Ex0
    - O24.813 Other pre-existing diabetes mellitus in pregnancy, third trimester M CC CC/MCC Ex0
    - O24.819 Other pre-existing diabetes mellitus in pregnancy, unspecified trimester M CC CC/MCC Ex0
  - O24.82 Other pre-existing diabetes mellitus in childbirth M MCC CC/MCC Ex0
  - O24.83 Other pre-existing diabetes mellitus in the puerperium M CC CC/MCC Ex0

- O24.9 Unspecified diabetes mellitus in pregnancy, childbirth and the puerperium
  - **Use additional** code (for):
    - from categories E08, E09 and E13 to further identify any manifestation
    - injectable non-insulin antidiabetic drugs (Z79.85)
    - long-term (current) use of insulin (Z79.4)
  - O24.91 Unspecified diabetes mellitus in pregnancy
    - O24.911 Unspecified diabetes mellitus in pregnancy, first trimester M CC CC/MCC Ex0
    - O24.912 Unspecified diabetes mellitus in pregnancy, second trimester M CC CC/MCC Ex0
    - O24.913 Unspecified diabetes mellitus in pregnancy, third trimester M CC CC/MCC Ex0
    - O24.919 Unspecified diabetes mellitus in pregnancy, unspecified trimester M CC CC/MCC Ex0
  - O24.92 Unspecified diabetes mellitus in childbirth M CC/MCC Ex0
  - O24.93 Unspecified diabetes mellitus in the puerperium M CC CC/MCC Ex0

4th O25 Malnutrition in pregnancy, childbirth and the puerperium

5th O25.1 Malnutrition in pregnancy

O25.10 Malnutrition in pregnancy, unspecified trimester M CC/MCC Ex0

O25.11 Malnutrition in pregnancy, first trimester M CC/MCC Ex0

O25.12 Malnutrition in pregnancy, second trimester M CC/MCC Ex0

O25.13 Malnutrition in pregnancy, third trimester M CC/MCC Ex0

O25.2 Malnutrition in childbirth M CC/MCC Ex0

O25.3 Malnutrition in the puerperium M CC/MCC Ex0

4th O26 Maternal care for other conditions predominantly related to pregnancy

5th O26.0 Excessive weight gain in pregnancy

Excludes2 *gestational edema (O12.0, O12.2)*

O26.00 Excessive weight gain in pregnancy, unspecified trimester M CC/MCC Ex0

O26.01 Excessive weight gain in pregnancy, first trimester M CC/MCC Ex0

O26.02 Excessive weight gain in pregnancy, second trimester M CC/MCC Ex0

O26.03 Excessive weight gain in pregnancy, third trimester M CC/MCC Ex0

5th O26.1 Low weight gain in pregnancy

O26.10 Low weight gain in pregnancy, unspecified trimester M CC/MCC Ex0

O26.11 Low weight gain in pregnancy, first trimester M CC/MCC Ex0

O26.12 Low weight gain in pregnancy, second trimester M CC/MCC Ex0

O26.13 Low weight gain in pregnancy, third trimester M CC/MCC Ex0

5th O26.2 Pregnancy care for patient with recurrent pregnancy loss

DEFINITION: More than 3 pregnancy losses.

O26.20 Pregnancy care for patient with recurrent pregnancy loss, unspecified trimester M

O26.21 Pregnancy care for patient with recurrent pregnancy loss, first trimester M

O26.22 Pregnancy care for patient with recurrent pregnancy loss, second trimester M

O26.23 Pregnancy care for patient with recurrent pregnancy loss, third trimester M

- O26.3 Retained intrauterine contraceptive device in pregnancy
  - O26.30 Retained intrauterine contraceptive device in pregnancy, unspecified trimester M CC/MCC Exc
  - O26.31 Retained intrauterine contraceptive device in pregnancy, first trimester M CC/MCC Exc
  - O26.32 Retained intrauterine contraceptive device in pregnancy, second trimester M CC/MCC Exc
  - O26.33 Retained intrauterine contraceptive device in pregnancy, third trimester M CC/MCC Exc
- O26.4 Herpes gestationis
  - O26.40 Herpes gestationis, unspecified trimester M CC/MCC Exc
  - O26.41 Herpes gestationis, first trimester M CC/MCC Exc
  - O26.42 Herpes gestationis, second trimester M CC/MCC Exc
  - O26.43 Herpes gestationis, third trimester M CC/MCC Exc
- O26.5 Maternal hypotension syndrome
  - Supine hypotensive syndrome
  - O26.50 Maternal hypotension syndrome, unspecified trimester M
  - O26.51 Maternal hypotension syndrome, first trimester M
  - O26.52 Maternal hypotension syndrome, second trimester M
  - O26.53 Maternal hypotension syndrome, third trimester M
- O26.6 Liver and biliary tract disorders in pregnancy, childbirth and the puerperium
  - **Use additional** code to identify the specific disorder
  - Excludes2 *hepatorenal syndrome following labor and delivery (O90.41)*
  - O26.61 Liver and biliary tract disorders in pregnancy
    - O26.611 Liver and biliary tract disorders in pregnancy, first trimester M CC CC/MCC Exc
    - O26.612 Liver and biliary tract disorders in pregnancy, second trimester M CC CC/MCC Exc
    - O26.613 Liver and biliary tract disorders in pregnancy, third trimester M CC CC/MCC Exc
    - O26.619 Liver and biliary tract disorders in pregnancy, unspecified trimester M CC/MCC Exc
  - O26.62 Liver and biliary tract disorders in childbirth M CC CC/MCC Exc
    - **AHA:** Q1 2023
  - O26.63 Liver and biliary tract disorders in the puerperium M CC/MCC Exc
  - O26.64 Intrahepatic cholestasis of pregnancy
    - **Use additional** code for hepatic obstruction (K76.89)
    - O26.641 Intrahepatic cholestasis of pregnancy, first trimester M CC CC/MCC Exc
    - O26.642 Intrahepatic cholestasis of pregnancy, second trimester M CC CC/MCC Exc
    - O26.643 Intrahepatic cholestasis of pregnancy, third trimester M CC CC/MCC Exc
    - O26.649 Intrahepatic cholestasis of pregnancy, unspecified trimester M CC/MCC Exc

- O26.7 Subluxation of symphysis (pubis) in pregnancy, childbirth and the puerperium
  - EXCLUDES1 *traumatic separation of symphysis (pubis) during childbirth (O71.6)*
  - O26.71 Subluxation of symphysis (pubis) in pregnancy
    - O26.711 Subluxation of symphysis (pubis) in pregnancy, first trimester M CC/MCC Ex0
    - O26.712 Subluxation of symphysis (pubis) in pregnancy, second trimester M CC/MCC Ex0
    - O26.713 Subluxation of symphysis (pubis) in pregnancy, third trimester M CC/MCC Ex0
    - O26.719 Subluxation of symphysis (pubis) in pregnancy, unspecified trimester M CC/MCC Ex0
  - O26.72 Subluxation of symphysis (pubis) in childbirth M CC/MCC Ex0
  - O26.73 Subluxation of symphysis (pubis) in the puerperium M CC/MCC Ex0
- O26.8 Other specified pregnancy related conditions
  - O26.81 Pregnancy related exhaustion and fatigue
    - O26.811 Pregnancy related exhaustion and fatigue, first trimester M CC/MCC Ex0
    - O26.812 Pregnancy related exhaustion and fatigue, second trimester M CC/MCC Ex0
    - O26.813 Pregnancy related exhaustion and fatigue, third trimester M CC/MCC Ex0
    - O26.819 Pregnancy related exhaustion and fatigue, unspecified trimester M CC/MCC Ex0
  - O26.82 Pregnancy related peripheral neuritis
    - O26.821 Pregnancy related peripheral neuritis, first trimester M
    - O26.822 Pregnancy related peripheral neuritis, second trimester M
    - O26.823 Pregnancy related peripheral neuritis, third trimester M
    - O26.829 Pregnancy related peripheral neuritis, unspecified trimester M
  - O26.83 Pregnancy related renal disease
    - Use additional code to identify the specific disorder
    - O26.831 Pregnancy related renal disease, first trimester M CC CC/MCC Ex0
    - O26.832 Pregnancy related renal disease, second trimester M CC CC/MCC Ex0
    - O26.833 Pregnancy related renal disease, third trimester M CC CC/MCC Ex0
    - O26.839 Pregnancy related renal disease, unspecified trimester M

O26.84 Uterine size-date discrepancy complicating pregnancy

Excludes1 *encounter for suspected problem with fetal growth ruled out (Z03.74)*

O26.841 Uterine size-date discrepancy, first trimester M CC/MCC Ex0

O26.842 Uterine size-date discrepancy, second trimester M CC/MCC Ex0

O26.843 Uterine size-date discrepancy, third trimester M CC/MCC Ex0

O26.849 Uterine size-date discrepancy, unspecified trimester M CC/MCC Ex0

O26.85 Spotting complicating pregnancy

O26.851 Spotting complicating pregnancy, first trimester M CC/MCC Ex0

O26.852 Spotting complicating pregnancy, second trimester M CC/MCC Ex0

O26.853 Spotting complicating pregnancy, third trimester M CC/MCC Ex0

O26.859 Spotting complicating pregnancy, unspecified trimester M CC/MCC Ex0

O26.86 Pruritic urticarial papules and plaques of pregnancy (PUPPP) M CC/MCC Ex0

Polymorphic eruption of pregnancy

O26.87 Cervical shortening

Excludes1 *encounter for suspected cervical shortening ruled out (Z03.75)*

O26.872 Cervical shortening, second trimester M CC CC/MCC Ex0

O26.873 Cervical shortening, third trimester M CC CC/MCC Ex0

O26.879 Cervical shortening, unspecified trimester M CC CC/MCC Ex0

O26.89 Other specified pregnancy related conditions

Use additional code, if applicable, to identify specific condition such as insulin resistance (E88.81-)

O26.891 Other specified pregnancy related conditions, first trimester M CC/MCC Ex0

O26.892 Other specified pregnancy related conditions, second trimester M CC/MCC Ex0

O26.893 Other specified pregnancy related conditions, third trimester M CC/MCC Ex0

AHA: Q3 2015

O26.899 Other specified pregnancy related conditions, unspecified trimester M CC/MCC Ex0

5th O26.9 Pregnancy related conditions, unspecified

O26.90 Pregnancy related conditions, unspecified, unspecified trimester M CC/MCC Ex6

O26.91 Pregnancy related conditions, unspecified, first trimester M CC/MCC Ex6

O26.92 Pregnancy related conditions, unspecified, second trimester M CC/MCC Ex6

O26.93 Pregnancy related conditions, unspecified, third trimester M CC/MCC Ex6

4th O28 Abnormal findings on antenatal screening of mother

EXCLUDES1 *diagnostic findings classified elsewhere - see Alphabetical Index*

O28.0 Abnormal hematological finding on antenatal screening of mother M

O28.1 Abnormal biochemical finding on antenatal screening of mother M

O28.2 Abnormal cytological finding on antenatal screening of mother M

O28.3 Abnormal ultrasonic finding on antenatal screening of mother M

AHA: Q4 2016

O28.4 Abnormal radiological finding on antenatal screening of mother M

O28.5 Abnormal chromosomal and genetic finding on antenatal screening of mother M

O28.8 Other abnormal findings on antenatal screening of mother M

O28.9 Unspecified abnormal findings on antenatal screening of mother M

4th O29 Complications of anesthesia during pregnancy

INCLUDES *maternal complications arising from the administration of a general, regional or local anesthetic, analgesic or other sedation during pregnancy*

Use additional code, if necessary, to identify the complication

EXCLUDES1 *complications of anesthesia during labor and delivery (O74.-)*

complications of anesthesia during the puerperium (O89.-)

5th O29.0 Pulmonary complications of anesthesia during pregnancy

6th O29.01 Aspiration pneumonitis due to anesthesia during pregnancy

Inhalation of stomach contents or secretions NOS due to anesthesia during pregnancy

Mendelson's syndrome due to anesthesia during pregnancy

O29.011 Aspiration pneumonitis due to anesthesia during pregnancy, first trimester M CC/MCC Ex6

O29.012 Aspiration pneumonitis due to anesthesia during pregnancy, second trimester M CC/MCC Ex6

O29.013 Aspiration pneumonitis due to anesthesia during pregnancy, third trimester M CC/MCC Ex6

O29.019 Aspiration pneumonitis due to anesthesia during pregnancy, unspecified trimester M CC/MCC Ex6

- O29.02 Pressure collapse of lung due to anesthesia during pregnancy
  - O29.021 Pressure collapse of lung due to anesthesia during pregnancy, first trimester M CC/MCC Ex0
  - O29.022 Pressure collapse of lung due to anesthesia during pregnancy, second trimester M CC/MCC Ex0
  - O29.023 Pressure collapse of lung due to anesthesia during pregnancy, third trimester M CC/MCC Ex0
  - O29.029 Pressure collapse of lung due to anesthesia during pregnancy, unspecified trimester M CC/MCC Ex0
- O29.09 Other pulmonary complications of anesthesia during pregnancy
  - O29.091 Other pulmonary complications of anesthesia during pregnancy, first trimester M CC/MCC Ex0
  - O29.092 Other pulmonary complications of anesthesia during pregnancy, second trimester M CC/MCC Ex0
  - O29.093 Other pulmonary complications of anesthesia during pregnancy, third trimester M CC/MCC Ex0
  - O29.099 Other pulmonary complications of anesthesia during pregnancy, unspecified trimester M CC/MCC Ex0

- O29.1 Cardiac complications of anesthesia during pregnancy
  - O29.11 Cardiac arrest due to anesthesia during pregnancy
    - O29.111 Cardiac arrest due to anesthesia during pregnancy, first trimester M CC/MCC Ex0
    - O29.112 Cardiac arrest due to anesthesia during pregnancy, second trimester M CC/MCC Ex0
    - O29.113 Cardiac arrest due to anesthesia during pregnancy, third trimester M CC/MCC Ex0
    - O29.119 Cardiac arrest due to anesthesia during pregnancy, unspecified trimester M CC/MCC Ex0
  - O29.12 Cardiac failure due to anesthesia during pregnancy
    - O29.121 Cardiac failure due to anesthesia during pregnancy, first trimester M CC/MCC Ex0
    - O29.122 Cardiac failure due to anesthesia during pregnancy, second trimester M CC/MCC Ex0
    - O29.123 Cardiac failure due to anesthesia during pregnancy, third trimester M CC/MCC Ex0
    - O29.129 Cardiac failure due to anesthesia during pregnancy, unspecified trimester M CC/MCC Ex0
  - O29.19 Other cardiac complications of anesthesia during pregnancy
    - O29.191 Other cardiac complications of anesthesia during pregnancy, first trimester M CC/MCC Ex0
    - O29.192 Other cardiac complications of anesthesia during pregnancy, second trimester M CC/MCC Ex0
    - O29.193 Other cardiac complications of anesthesia during pregnancy, third trimester M CC/MCC Ex0
    - O29.199 Other cardiac complications of anesthesia during pregnancy, unspecified trimester M CC/MCC Ex0

- O29.2 Central nervous system complications of anesthesia during pregnancy
  - O29.21 Cerebral anoxia due to anesthesia during pregnancy
    - O29.211 Cerebral anoxia due to anesthesia during pregnancy, first trimester M CC/MCC Ex0
    - O29.212 Cerebral anoxia due to anesthesia during pregnancy, second trimester M CC/MCC Ex0
    - O29.213 Cerebral anoxia due to anesthesia during pregnancy, third trimester M CC/MCC Ex0
    - O29.219 Cerebral anoxia due to anesthesia during pregnancy, unspecified trimester M CC/MCC Ex0
  - O29.29 Other central nervous system complications of anesthesia during pregnancy
    - O29.291 Other central nervous system complications of anesthesia during pregnancy, first trimester M CC/MCC Ex0
    - O29.292 Other central nervous system complications of anesthesia during pregnancy, second trimester M CC/MCC Ex0
    - O29.293 Other central nervous system complications of anesthesia during pregnancy, third trimester M CC/MCC Ex0
    - O29.299 Other central nervous system complications of anesthesia during pregnancy, unspecified trimester M CC/MCC Ex0
- O29.3 Toxic reaction to local anesthesia during pregnancy
  - O29.3X Toxic reaction to local anesthesia during pregnancy
    - O29.3X1 Toxic reaction to local anesthesia during pregnancy, first trimester M CC/MCC Ex0
    - O29.3X2 Toxic reaction to local anesthesia during pregnancy, second trimester M CC/MCC Ex0
    - O29.3X3 Toxic reaction to local anesthesia during pregnancy, third trimester M CC/MCC Ex0
    - O29.3X9 Toxic reaction to local anesthesia during pregnancy, unspecified trimester M CC/MCC Ex0
- O29.4 Spinal and epidural anesthesia induced headache during pregnancy
  - O29.40 Spinal and epidural anesthesia induced headache during pregnancy, unspecified trimester M CC/MCC Ex0
  - O29.41 Spinal and epidural anesthesia induced headache during pregnancy, first trimester M CC/MCC Ex0
  - O29.42 Spinal and epidural anesthesia induced headache during pregnancy, second trimester M CC/MCC Ex0
  - O29.43 Spinal and epidural anesthesia induced headache during pregnancy, third trimester M CC/MCC Ex0
- O29.5 Other complications of spinal and epidural anesthesia during pregnancy
  - O29.5X Other complications of spinal and epidural anesthesia during pregnancy
    - O29.5X1 Other complications of spinal and epidural anesthesia during pregnancy, first trimester M CC/MCC Ex0
    - O29.5X2 Other complications of spinal and epidural anesthesia during pregnancy, second trimester M CC/MCC Ex0
    - O29.5X3 Other complications of spinal and epidural anesthesia during pregnancy, third trimester M CC/MCC Ex0
    - O29.5X9 Other complications of spinal and epidural anesthesia during pregnancy, unspecified trimester M CC/MCC Ex0

- O29.6 Failed or difficult intubation for anesthesia during pregnancy
  - O29.60 Failed or difficult intubation for anesthesia during pregnancy, unspecified trimester M CC/MCC Ex0
  - O29.61 Failed or difficult intubation for anesthesia during pregnancy, first trimester M CC/MCC Ex0
  - O29.62 Failed or difficult intubation for anesthesia during pregnancy, second trimester M CC/MCC Ex0
  - O29.63 Failed or difficult intubation for anesthesia during pregnancy, third trimester M CC/MCC Ex0
- O29.8 Other complications of anesthesia during pregnancy
  - O29.8X Other complications of anesthesia during pregnancy
    - O29.8X1 Other complications of anesthesia during pregnancy, first trimester M CC/MCC Ex0
    - O29.8X2 Other complications of anesthesia during pregnancy, second trimester M CC/MCC Ex0
    - O29.8X3 Other complications of anesthesia during pregnancy, third trimester M CC/MCC Ex0
    - O29.8X9 Other complications of anesthesia during pregnancy, unspecified trimester M CC/MCC Ex0
- O29.9 Unspecified complication of anesthesia during pregnancy
  - O29.90 Unspecified complication of anesthesia during pregnancy, unspecified trimester M CC/MCC Ex0
  - O29.91 Unspecified complication of anesthesia during pregnancy, first trimester M CC/MCC Ex0
  - O29.92 Unspecified complication of anesthesia during pregnancy, second trimester M CC/MCC Ex0
  - O29.93 Unspecified complication of anesthesia during pregnancy, third trimester M CC/MCC Ex0

Maternal care related to the fetus and amniotic cavity and possible delivery problems (O30-O48)

4th O30 **Multiple gestation**

Code also any complications specific to multiple gestation

5th O30.0 **Twin pregnancy**

6th O30.00 **Twin pregnancy, unspecified number of placenta and unspecified number of amniotic sacs**

- O30.001 **Twin pregnancy, unspecified number of placenta and unspecified number of amniotic sacs, first trimester** M
- O30.002 **Twin pregnancy, unspecified number of placenta and unspecified number of amniotic sacs, second trimester** M
- O30.003 **Twin pregnancy, unspecified number of placenta and unspecified number of amniotic sacs, third trimester** M
- O30.009 **Twin pregnancy, unspecified number of placenta and unspecified number of amniotic sacs, unspecified trimester** M

6th O30.01 **Twin pregnancy, monochorionic/monoamniotic**

Twin pregnancy, one placenta, one amniotic sac

Excludes1 *conjoined twins (O30.02-)*

- O30.011 **Twin pregnancy, monochorionic/monoamniotic, first trimester** M
- O30.012 **Twin pregnancy, monochorionic/monoamniotic, second trimester** M
- O30.013 **Twin pregnancy, monochorionic/monoamniotic, third trimester** M
- O30.019 **Twin pregnancy, monochorionic/monoamniotic, unspecified trimester** M

6th O30.02 **Conjoined twin pregnancy**

- O30.021 **Conjoined twin pregnancy, first trimester** M
- O30.022 **Conjoined twin pregnancy, second trimester** M
- O30.023 **Conjoined twin pregnancy, third trimester** M
- O30.029 **Conjoined twin pregnancy, unspecified trimester** M

6th O30.03 **Twin pregnancy, monochorionic/diamniotic**

Twin pregnancy, one placenta, two amniotic sacs

- O30.031 **Twin pregnancy, monochorionic/diamniotic, first trimester** M
- O30.032 **Twin pregnancy, monochorionic/diamniotic, second trimester** M
- O30.033 **Twin pregnancy, monochorionic/diamniotic, third trimester** M
- O30.039 **Twin pregnancy, monochorionic/diamniotic, unspecified trimester** M

6th O30.04 Twin pregnancy, dichorionic/diamniotic

Twin pregnancy, two placentae, two amniotic sacs

O30.041 Twin pregnancy, dichorionic/diamniotic, first trimester M

O30.042 Twin pregnancy, dichorionic/diamniotic, second trimester M

O30.043 Twin pregnancy, dichorionic/diamniotic, third trimester M

O30.049 Twin pregnancy, dichorionic/diamniotic, unspecified trimester M

6th O30.09 Twin pregnancy, unable to determine number of placenta and number of amniotic sacs

O30.091 Twin pregnancy, unable to determine number of placenta and number of amniotic sacs, first trimester M

O30.092 Twin pregnancy, unable to determine number of placenta and number of amniotic sacs, second trimester M

O30.093 Twin pregnancy, unable to determine number of placenta and number of amniotic sacs, third trimester M

O30.099 Twin pregnancy, unable to determine number of placenta and number of amniotic sacs, unspecified trimester M

5th O30.1 Triplet pregnancy

6th O30.10 Triplet pregnancy, unspecified number of placenta and unspecified number of amniotic sacs

O30.101 Triplet pregnancy, unspecified number of placenta and unspecified number of amniotic sacs, first trimester M CC CC/MCC Ex6

O30.102 Triplet pregnancy, unspecified number of placenta and unspecified number of amniotic sacs, second trimester M CC CC/MCC Ex6

O30.103 Triplet pregnancy, unspecified number of placenta and unspecified number of amniotic sacs, third trimester M CC CC/MCC Ex6

AHA: Q2 2016

O30.109 Triplet pregnancy, unspecified number of placenta and unspecified number of amniotic sacs, unspecified trimester M

6th O30.11 Triplet pregnancy with two or more monochorionic fetuses

O30.111 Triplet pregnancy with two or more monochorionic fetuses, first trimester M CC CC/MCC Ex6

O30.112 Triplet pregnancy with two or more monochorionic fetuses, second trimester M CC CC/MCC Ex6

O30.113 Triplet pregnancy with two or more monochorionic fetuses, third trimester M CC CC/MCC Ex6

O30.119 Triplet pregnancy with two or more monochorionic fetuses, unspecified trimester M

6th O30.12 Triplet pregnancy with two or more monoamniotic fetuses

O30.121 Triplet pregnancy with two or more monoamniotic fetuses, first trimester M CC CC/MCC Ex6

O30.122 Triplet pregnancy with two or more monoamniotic fetuses, second trimester M CC CC/MCC Ex6

O30.123 Triplet pregnancy with two or more monoamniotic fetuses, third trimester M CC CC/MCC Ex6

O30.129 Triplet pregnancy with two or more monoamniotic fetuses, unspecified trimester M

- O30.13 Triplet pregnancy, trichorionic/triamniotic
  - O30.131 Triplet pregnancy, trichorionic/triamniotic, first trimester M CC CC/MCC Ex0
  - O30.132 Triplet pregnancy, trichorionic/triamniotic, second trimester M CC CC/MCC Ex0
  - O30.133 Triplet pregnancy, trichorionic/triamniotic, third trimester M CC CC/MCC Ex0
  - O30.139 Triplet pregnancy, trichorionic/triamniotic, unspecified trimester M CC/MCC Ex0
- O30.19 Triplet pregnancy, unable to determine number of placenta and number of amniotic sacs
  - O30.191 Triplet pregnancy, unable to determine number of placenta and number of amniotic sacs, first trimester M CC CC/MCC Ex0
  - O30.192 Triplet pregnancy, unable to determine number of placenta and number of amniotic sacs, second trimester M CC CC/MCC Ex0
  - O30.193 Triplet pregnancy, unable to determine number of placenta and number of amniotic sacs, third trimester M CC CC/MCC Ex0
  - O30.199 Triplet pregnancy, unable to determine number of placenta and number of amniotic sacs, unspecified trimester M
- O30.2 Quadruplet pregnancy
  - O30.20 Quadruplet pregnancy, unspecified number of placenta and unspecified number of amniotic sacs
    - O30.201 Quadruplet pregnancy, unspecified number of placenta and unspecified number of amniotic sacs, first trimester M CC CC/MCC Ex0
    - O30.202 Quadruplet pregnancy, unspecified number of placenta and unspecified number of amniotic sacs, second trimester M CC CC/MCC Ex0
    - O30.203 Quadruplet pregnancy, unspecified number of placenta and unspecified number of amniotic sacs, third trimester M CC CC/MCC Ex0
    - O30.209 Quadruplet pregnancy, unspecified number of placenta and unspecified number of amniotic sacs, unspecified trimester M
  - O30.21 Quadruplet pregnancy with two or more monochorionic fetuses
    - O30.211 Quadruplet pregnancy with two or more monochorionic fetuses, first trimester M CC CC/MCC Ex0
    - O30.212 Quadruplet pregnancy with two or more monochorionic fetuses, second trimester M CC CC/MCC Ex0
    - O30.213 Quadruplet pregnancy with two or more monochorionic fetuses, third trimester M CC CC/MCC Ex0
    - O30.219 Quadruplet pregnancy with two or more monochorionic fetuses, unspecified trimester M
  - O30.22 Quadruplet pregnancy with two or more monoamniotic fetuses
    - O30.221 Quadruplet pregnancy with two or more monoamniotic fetuses, first trimester M CC CC/MCC Ex0
    - O30.222 Quadruplet pregnancy with two or more monoamniotic fetuses, second trimester M CC CC/MCC Ex0
    - O30.223 Quadruplet pregnancy with two or more monoamniotic fetuses, third trimester M CC CC/MCC Ex0
    - O30.229 Quadruplet pregnancy with two or more monoamniotic fetuses, unspecified trimester M

- O30.23 Quadruplet pregnancy, quadrachorionic/quadra-amniotic
  - O30.231 Quadruplet pregnancy, quadrachorionic/quadra-amniotic, first trimester M CC CC/MCC Ex0
  - O30.232 Quadruplet pregnancy, quadrachorionic/quadra-amniotic, second trimester M CC CC/MCC Ex0
  - O30.233 Quadruplet pregnancy, quadrachorionic/quadra-amniotic, third trimester M CC CC/MCC Ex0
  - O30.239 Quadruplet pregnancy, quadrachorionic/quadra-amniotic, unspecified trimester M CC/MCC Ex0
- O30.29 Quadruplet pregnancy, unable to determine number of placenta and number of amniotic sacs
  - O30.291 Quadruplet pregnancy, unable to determine number of placenta and number of amniotic sacs, first trimester M CC CC/MCC Ex0
  - O30.292 Quadruplet pregnancy, unable to determine number of placenta and number of amniotic sacs, second trimester M CC CC/MCC Ex0
  - O30.293 Quadruplet pregnancy, unable to determine number of placenta and number of amniotic sacs, third trimester M CC CC/MCC Ex0
  - O30.299 Quadruplet pregnancy, unable to determine number of placenta and number of amniotic sacs, unspecified trimester M
- O30.8 Other specified multiple gestation

  Multiple gestation pregnancy greater then quadruplets
  - O30.80 Other specified multiple gestation, unspecified number of placenta and unspecified number of amniotic sacs
    - O30.801 Other specified multiple gestation, unspecified number of placenta and unspecified number of amniotic sacs, first trimester M CC CC/MCC Ex0
    - O30.802 Other specified multiple gestation, unspecified number of placenta and unspecified number of amniotic sacs, second trimester M CC CC/MCC Ex0
    - O30.803 Other specified multiple gestation, unspecified number of placenta and unspecified number of amniotic sacs, third trimester M CC CC/MCC Ex0
    - O30.809 Other specified multiple gestation, unspecified number of placenta and unspecified number of amniotic sacs, unspecified trimester M
  - O30.81 Other specified multiple gestation with two or more monochorionic fetuses
    - O30.811 Other specified multiple gestation with two or more monochorionic fetuses, first trimester M CC CC/MCC Ex0
    - O30.812 Other specified multiple gestation with two or more monochorionic fetuses, second trimester M CC CC/MCC Ex0
    - O30.813 Other specified multiple gestation with two or more monochorionic fetuses, third trimester M CC CC/MCC Ex0
    - O30.819 Other specified multiple gestation with two or more monochorionic fetuses, unspecified trimester M
  - O30.82 Other specified multiple gestation with two or more monoamniotic fetuses
    - O30.821 Other specified multiple gestation with two or more monoamniotic fetuses, first trimester M CC CC/MCC Ex0
    - O30.822 Other specified multiple gestation with two or more monoamniotic fetuses, second trimester M CC CC/MCC Ex0
    - O30.823 Other specified multiple gestation with two or more monoamniotic fetuses, third trimester M CC CC/MCC Ex0
    - O30.829 Other specified multiple gestation with two or more monoamniotic fetuses, unspecified trimester M

6th O30.83 **Other specified multiple gestation, number of chorions and amnions are both equal to the number of fetuses**

Pentachorionic, penta-amniotic pregnancy (quintuplets)

Hexachorionic, hexa-amniotic pregnancy (sextuplets)

Heptachorionic, hepta-amniotic pregnancy (septuplets)

O30.831 Other specified multiple gestation, number of chorions and amnions are both equal to the number of fetuses, first trimester M CC CC/MCC Ex6

O30.832 Other specified multiple gestation, number of chorions and amnions are both equal to the number of fetuses, second trimester M CC CC/MCC Ex6

O30.833 Other specified multiple gestation, number of chorions and amnions are both equal to the number of fetuses, third trimester M CC CC/MCC Ex6

O30.839 Other specified multiple gestation, number of chorions and amnions are both equal to the number of fetuses, unspecified trimester M CC/MCC Ex6

6th O30.89 **Other specified multiple gestation, unable to determine number of placenta and number of amniotic sacs**

O30.891 Other specified multiple gestation, unable to determine number of placenta and number of amniotic sacs, first trimester M CC CC/MCC Ex6

O30.892 Other specified multiple gestation, unable to determine number of placenta and number of amniotic sacs, second trimester M CC CC/MCC Ex6

O30.893 Other specified multiple gestation, unable to determine number of placenta and number of amniotic sacs, third trimester M CC CC/MCC Ex6

O30.899 Other specified multiple gestation, unable to determine number of placenta and number of amniotic sacs, unspecified trimester M

5th O30.9 **Multiple gestation, unspecified**

Multiple pregnancy NOS

O30.90 Multiple gestation, unspecified, unspecified trimester M CC/MCC Ex6

O30.91 Multiple gestation, unspecified, first trimester M CC/MCC Ex6

O30.92 Multiple gestation, unspecified, second trimester M CC/MCC Ex6

O30.93 Multiple gestation, unspecified, third trimester M CC/MCC Ex6

4th O31 **Complications specific to multiple gestation**

See Official Guidelines, "7th character for Fetus Identification" I.C.15.a.6

Pregnancy *delayed delivery of second twin, triplet, etc. (O63.2)*

malpresentation of one fetus or more (O32.9)

placental transfusion syndromes (O43.0-)

One of the following 7th characters is to be assigned to each code under category O31. 7th character 0 is for single gestations and multiple gestations where the fetus is unspecified. 7th characters 1 through 9 are for cases of multiple gestations to identify the fetus for which the code applies. The appropriate code from category O30, Multiple gestation, must also be assigned when assigning a code from category O31 that has a 7th character of 1 through 9.

0 = not applicable or unspecified

1 = fetus 1

2 = fetus 2

3 = fetus 3

4 = fetus 4

5 = fetus 5

9 = other fetus

- O31.0 Papyraceous fetus
  - **DEFINITION:** Remains of expired fetus which is being compressed by the live twin.
  - Fetus compressus
  - O31.00 Papyraceous fetus, unspecified trimester M
  - O31.01 Papyraceous fetus, first trimester M
  - O31.02 Papyraceous fetus, second trimester M
  - O31.03 Papyraceous fetus, third trimester M
- O31.1 Continuing pregnancy after spontaneous abortion of one fetus or more
  - O31.10 Continuing pregnancy after spontaneous abortion of one fetus or more, unspecified trimester M CC/MCC Ex0
  - O31.11 Continuing pregnancy after spontaneous abortion of one fetus or more, first trimester M CC/MCC Ex0
  - O31.12 Continuing pregnancy after spontaneous abortion of one fetus or more, second trimester M CC/MCC Ex0
  - O31.13 Continuing pregnancy after spontaneous abortion of one fetus or more, third trimester M CC/MCC Ex0
- O31.2 Continuing pregnancy after intrauterine death of one fetus or more
  - O31.20 Continuing pregnancy after intrauterine death of one fetus or more, unspecified trimester M CC/MCC Ex0
  - O31.21 Continuing pregnancy after intrauterine death of one fetus or more, first trimester M CC/MCC Ex0
  - O31.22 Continuing pregnancy after intrauterine death of one fetus or more, second trimester M CC/MCC Ex0
  - O31.23 Continuing pregnancy after intrauterine death of one fetus or more, third trimester M CC/MCC Ex0
- O31.3 Continuing pregnancy after elective fetal reduction of one fetus or more
  - Continuing pregnancy after selective termination of one fetus or more
  - O31.30 Continuing pregnancy after elective fetal reduction of one fetus or more, unspecified trimester M
  - O31.31 Continuing pregnancy after elective fetal reduction of one fetus or more, first trimester M CC/MCC Ex0
  - O31.32 Continuing pregnancy after elective fetal reduction of one fetus or more, second trimester M CC/MCC Ex0
  - O31.33 Continuing pregnancy after elective fetal reduction of one fetus or more, third trimester M CC/MCC Ex0
- O31.8 Other complications specific to multiple gestation
  - O31.8X Other complications specific to multiple gestation
    - O31.8X1 Other complications specific to multiple gestation, first trimester M CC CC/MCC Ex0
    - O31.8X2 Other complications specific to multiple gestation, second trimester M CC CC/MCC Ex0
    - O31.8X3 Other complications specific to multiple gestation, third trimester M CC CC/MCC Ex0
    - O31.8X9 Other complications specific to multiple gestation, unspecified trimester M CC/MCC Ex0

O32 Maternal care for malpresentation of fetus

See Official Guidelines, "7th character for Fetus Identification" I.C.15.a.6

TIP: Normal fetal position for delivery is occiput anterior - head down, baby's front facing mother's back.

INCLUDES *the listed conditions as a reason for observation, hospitalization or other obstetric care of the mother, or for cesarean delivery before onset of labor*

EXCLUDES1 *malpresentation of fetus with obstructed labor (O64.-)*

One of the following 7th characters is to be assigned to each code under category O32. 7th character 0 is for single gestations and multiple gestations where the fetus is unspecified. 7th characters 1 through 9 are for cases of multiple gestations to identify the fetus for which the code applies. The appropriate code from category O30, Multiple gestation, must also be assigned when assigning a code from category O32 that has a 7th character of 1 through 9.

0 = not applicable or unspecified

1 = fetus 1

2 = fetus 2

3 = fetus 3

4 = fetus 4

5 = fetus 5

9 = other fetus

O32.0 Maternal care for unstable lie M CC/MCC Ex0

O32.1 Maternal care for breech presentation M CC/MCC Ex0

Maternal care for buttocks presentation

Maternal care for complete breech

Maternal care for frank breech

EXCLUDES1 *footling presentation (O32.8)*

incomplete breech (O32.8)

O32.2 Maternal care for transverse and oblique lie M CC/MCC Ex0

Maternal care for oblique presentation

Maternal care for transverse presentation

O32.3 Maternal care for face, brow and chin presentation M CC/MCC Ex0

O32.4 Maternal care for high head at term M CC/MCC Ex0

Maternal care for failure of head to enter pelvic brim

O32.6 Maternal care for compound presentation M CC/MCC Ex0

O32.8 Maternal care for other malpresentation of fetus M CC/MCC Ex0

Maternal care for footling presentation

Maternal care for incomplete breech

O32.9 Maternal care for malpresentation of fetus, unspecified M CC/MCC Ex0

O33 **Maternal care for disproportion**

See Official Guidelines, "7th character for Fetus Identification" I.C.15.a.6

INCLUDES *the listed conditions as a reason for observation, hospitalization or other obstetric care of the mother, or for cesarean delivery before onset of labor*

EXCLUDES1 *disproportion with obstructed labor (O65-O66)*

O33.0 **Maternal care for disproportion due to deformity of maternal pelvic bones** M CC CC/MCC EXC

Maternal care for disproportion due to pelvic deformity causing disproportion NOS

O33.1 **Maternal care for disproportion due to generally contracted pelvis** M

Maternal care for disproportion due to contracted pelvis NOS causing disproportion

O33.2 **Maternal care for disproportion due to inlet contraction of pelvis** M

Maternal care for disproportion due to inlet contraction (pelvis) causing disproportion

O33.3 **Maternal care for disproportion due to outlet contraction of pelvis** M

Maternal care for disproportion due to mid-cavity contraction (pelvis)

Maternal care for disproportion due to outlet contraction (pelvis)

One of the following 7th characters is to be assigned to code O33.3. 7th character 0 is for single gestations and multiple gestations where the fetus is unspecified. 7th characters 1 through 9 are for cases of multiple gestations to identify the fetus for which the code applies. The appropriate code from category O30, Multiple gestation, must also be assigned when assigning code O33.3 with a 7th character of 1 through 9.

- **0 = not applicable or unspecified**
- **1 = fetus 1**
- **2 = fetus 2**
- **3 = fetus 3**
- **4 = fetus 4**
- **5 = fetus 5**
- **9 = other fetus**

O33.4 **Maternal care for disproportion of mixed maternal and fetal origin** M

One of the following 7th characters is to be assigned to code O33.4. 7th character 0 is for single gestations and multiple gestations where the fetus is unspecified. 7th characters 1 through 9 are for cases of multiple gestations to identify the fetus for which the code applies. The appropriate code from category O30, Multiple gestation, must also be assigned when assigning code O33.4 with a 7th character of 1 through 9.

- **0 = not applicable or unspecified**
- **1 = fetus 1**
- **2 = fetus 2**
- **3 = fetus 3**
- **4 = fetus 4**
- **5 = fetus 5**
- **9 = other fetus**

O33.5 Maternal care for disproportion due to unusually large fetus M

Maternal care for disproportion due to disproportion of fetal origin with normally formed fetus

Maternal care for disproportion due to fetal disproportion NOS

One of the following 7th characters is to be assigned to code O33.5. 7th character 0 is for single gestations and multiple gestations where the fetus is unspecified. 7th characters 1 through 9 are for cases of multiple gestations to identify the fetus for which the code applies. The appropriate code from category O30, Multiple gestation, must also be assigned when assigning code O33.5 with a 7th character of 1 through 9.

- **0 = not applicable or unspecified**
- **1 = fetus 1**
- **2 = fetus 2**
- **3 = fetus 3**
- **4 = fetus 4**
- **5 = fetus 5**
- **9 = other fetus**

O33.6 Maternal care for disproportion due to hydrocephalic fetus M

One of the following 7th characters is to be assigned to code O33.6. 7th character 0 is for single gestations and multiple gestations where the fetus is unspecified. 7th characters 1 through 9 are for cases of multiple gestations to identify the fetus for which the code applies. The appropriate code from category O30, Multiple gestation, must also be assigned when assigning code O33.6 with a 7th character of 1 through 9.

- **0 = not applicable or unspecified**
- **1 = fetus 1**
- **2 = fetus 2**
- **3 = fetus 3**
- **4 = fetus 4**
- **5 = fetus 5**
- **9 = other fetus**

O33.7 **Maternal care for disproportion due to other fetal deformities** M

AHA: Q4 2016

Maternal care for disproportion due to fetal ascites

Maternal care for disproportion due to fetal hydrops

Maternal care for disproportion due to fetal meningomyelocele

Maternal care for disproportion due to fetal sacral teratoma

Maternal care for disproportion due to fetal tumor

One of the following 7th characters is to be assigned to code O33.7. 7th character 0 is for single gestations and multiple gestations where the fetus is unspecified. 7th characters 1 through 9 are for cases of multiple gestations to identify the fetus for which the code applies. The appropriate code from category O30, Multiple gestation, must also be assigned when assigning code O33.7 with a 7th character of 1 through 9.

0 = not applicable or unspecified

1 = fetus 1

2 = fetus 2

3 = fetus 3

4 = fetus 4

5 = fetus 5

9 = other fetus

EXCLUDES *obstructed labor due to other fetal deformities (O66.3)*

O33.8 **Maternal care for disproportion of other origin** M

O33.9 **Maternal care for disproportion, unspecified** M

Maternal care for disproportion due to cephalopelvic disproportion NOS

Maternal care for disproportion due to fetopelvic disproportion NOS

4th O34 **Maternal care for abnormality of pelvic organs**

INCLUDES *the listed conditions as a reason for hospitalization or other obstetric care of the mother, or for cesarean delivery before onset of labor*

Code first any associated obstructed labor (O65.5)

Use additional code for specific condition

5th O34.0 **Maternal care for congenital malformation of uterus**

Maternal care for double uterus

Maternal care for uterus bicornis

O34.00 **Maternal care for unspecified congenital malformation of uterus, unspecified trimester** M

O34.01 **Maternal care for unspecified congenital malformation of uterus, first trimester** M

O34.02 **Maternal care for unspecified congenital malformation of uterus, second trimester** M

O34.03 **Maternal care for unspecified congenital malformation of uterus, third trimester** M

5th O34.1 **Maternal care for benign tumor of corpus uteri**

EXCLUDES *maternal care for benign tumor of cervix (O34.4-)*

maternal care for malignant neoplasm of uterus (O9A.1-)

O34.10 **Maternal care for benign tumor of corpus uteri, unspecified trimester** M

O34.11 **Maternal care for benign tumor of corpus uteri, first trimester** M

O34.12 **Maternal care for benign tumor of corpus uteri, second trimester** M

O34.13 **Maternal care for benign tumor of corpus uteri, third trimester** M

5th O34.2 **Maternal care due to uterine scar from previous surgery**

6th O34.21 **Maternal care for scar from previous cesarean delivery**

O34.211 **Maternal care for low transverse scar from previous cesarean delivery** M

AHA: Q3 2018, Q4 2016

O34.212 **Maternal care for vertical scar from previous cesarean delivery** M

AHA: Q4 2016

Maternal care for classical scar from previous cesarean delivery

O34.218 **Maternal care for other type scar from previous cesarean delivery** M

AHA: Q4 2020

Mid-transverse T incision

O34.219 **Maternal care for unspecified type scar from previous cesarean delivery** M

AHA: Q3 2018, Q4 2016

O34.22 **Maternal care for cesarean scar defect (isthmocele)** M

AHA: Q4 2020

O34.29 **Maternal care due to uterine scar from other previous surgery** M

AHA: Q4 2016

Maternal care due to uterine scar from other transmural uterine incision

5th O34.3 Maternal care for cervical incompetence

Maternal care for cerclage with or without cervical incompetence

Maternal care for Shirodkar suture with or without cervical incompetence

O34.30 Maternal care for cervical incompetence, unspecified trimester M

O34.31 Maternal care for cervical incompetence, first trimester M MCC CC/MCC Ex0

O34.32 Maternal care for cervical incompetence, second trimester M MCC CC/MCC Ex0

O34.33 Maternal care for cervical incompetence, third trimester M MCC CC/MCC Ex0

5th O34.4 Maternal care for other abnormalities of cervix

O34.40 Maternal care for other abnormalities of cervix, unspecified trimester M

O34.41 Maternal care for other abnormalities of cervix, first trimester M

O34.42 Maternal care for other abnormalities of cervix, second trimester M

O34.43 Maternal care for other abnormalities of cervix, third trimester M

5th O34.5 Maternal care for other abnormalities of gravid uterus

6th O34.51 Maternal care for incarceration of gravid uterus

O34.511 Maternal care for incarceration of gravid uterus, first trimester M

O34.512 Maternal care for incarceration of gravid uterus, second trimester M

O34.513 Maternal care for incarceration of gravid uterus, third trimester M

O34.519 Maternal care for incarceration of gravid uterus, unspecified trimester M

6th O34.52 Maternal care for prolapse of gravid uterus

O34.521 Maternal care for prolapse of gravid uterus, first trimester M

O34.522 Maternal care for prolapse of gravid uterus, second trimester M

O34.523 Maternal care for prolapse of gravid uterus, third trimester M

O34.529 Maternal care for prolapse of gravid uterus, unspecified trimester M

6th O34.53 Maternal care for retroversion of gravid uterus

O34.531 Maternal care for retroversion of gravid uterus, first trimester M

O34.532 Maternal care for retroversion of gravid uterus, second trimester M

O34.533 Maternal care for retroversion of gravid uterus, third trimester M

O34.539 Maternal care for retroversion of gravid uterus, unspecified trimester M

6th O34.59 Maternal care for other abnormalities of gravid uterus

O34.591 Maternal care for other abnormalities of gravid uterus, first trimester M

O34.592 Maternal care for other abnormalities of gravid uterus, second trimester M

O34.593 Maternal care for other abnormalities of gravid uterus, third trimester M

O34.599 Maternal care for other abnormalities of gravid uterus, unspecified trimester M

5th O34.6 Maternal care for abnormality of vagina

EXCLUDES *maternal care for vaginal varices in pregnancy (O22.1-)*

O34.60 Maternal care for abnormality of vagina, unspecified trimester M

O34.61 Maternal care for abnormality of vagina, first trimester M

O34.62 Maternal care for abnormality of vagina, second trimester M

O34.63 Maternal care for abnormality of vagina, third trimester M

5th O34.7 Maternal care for abnormality of vulva and perineum

EXCLUDES *maternal care for perineal and vulval varices in pregnancy (O22.1-)*

O34.70 Maternal care for abnormality of vulva and perineum, unspecified trimester M

O34.71 Maternal care for abnormality of vulva and perineum, first trimester M

O34.72 Maternal care for abnormality of vulva and perineum, second trimester M

O34.73 Maternal care for abnormality of vulva and perineum, third trimester M

5th O34.8 Maternal care for other abnormalities of pelvic organs

O34.80 Maternal care for other abnormalities of pelvic organs, unspecified trimester M

O34.81 Maternal care for other abnormalities of pelvic organs, first trimester M

O34.82 Maternal care for other abnormalities of pelvic organs, second trimester M

O34.83 Maternal care for other abnormalities of pelvic organs, third trimester M

5th O34.9 Maternal care for abnormality of pelvic organ, unspecified

O34.90 Maternal care for abnormality of pelvic organ, unspecified, unspecified trimester M

O34.91 Maternal care for abnormality of pelvic organ, unspecified, first trimester M

O34.92 Maternal care for abnormality of pelvic organ, unspecified, second trimester M

O34.93 Maternal care for abnormality of pelvic organ, unspecified, third trimester M

4th O35 Maternal care for known or suspected fetal abnormality and damage

See Official Guidelines, "7th character for Fetus Identification" I.C.15.a.6, "Codes from categories O35 and O36" I.C.15.e.1, "Categories of Z Codes - Observation" I.C.21.c.6

INCLUDES *the listed conditions in the fetus as a reason for hospitalization or other obstetric care to the mother, or for termination of pregnancy*

Code also any associated maternal condition

EXCLUDES *encounter for suspected maternal and fetal conditions ruled out (Z03.7-)*

One of the following 7th characters is to be assigned to each code under category O35. 7th character 0 is for single gestations and multiple gestations where the fetus is unspecified. 7th characters 1 through 9 are for cases of multiple gestations to identify the fetus for which the code applies. The appropriate code from category O30, Multiple gestation, must also be assigned when assigning a code from category O35 that has a 7th character of 1 through 9.

0 = not applicable or unspecified

1 = fetus 1

2 = fetus 2

3 = fetus 3

4 = fetus 4

5 = fetus 5

9 = other fetus

- O35.0 Maternal care for (suspected) central nervous system malformation in fetus
  - EXCLUDES2 *chromosomal abnormality in fetus (O35.1-)*
  - O35.00 Maternal care for (suspected) central nervous system malformation or damage in fetus, unspecified M
  - O35.01 Maternal care for (suspected) central nervous system malformation or damage in fetus, agenesis of the corpus callosum M
  - O35.02 Maternal care for (suspected) central nervous system malformation or damage in fetus, anencephaly M
  - O35.03 Maternal care for (suspected) central nervous system malformation or damage in fetus, choroid plexus cysts M
  - O35.04 Maternal care for (suspected) central nervous system malformation or damage in fetus, encephalocele M
  - O35.05 Maternal care for (suspected) central nervous system malformation or damage in fetus, holoprosencephaly M
    - **AHA:** Q3 2024
  - O35.06 Maternal care for (suspected) central nervous system malformation or damage in fetus, hydrocephaly M
    - Maternal care for fetal hydrocephalus
  - O35.07 Maternal care for (suspected) central nervous system malformation or damage in fetus, microcephaly M
  - O35.08 Maternal care for (suspected) central nervous system malformation or damage in fetus, spina bifida M
  - O35.09 Maternal care for (suspected) other central nervous system malformation or damage in fetus M
- O35.1 Maternal care for (suspected) chromosomal abnormality in fetus
  - O35.10 Maternal care for (suspected) chromosomal abnormality in fetus, unspecified M
    - **AHA:** Q2 2023
  - O35.11 Maternal care for (suspected) chromosomal abnormality in fetus, Trisomy 13 M
  - O35.12 Maternal care for (suspected) chromosomal abnormality in fetus, Trisomy 18 M
  - O35.13 Maternal care for (suspected) chromosomal abnormality in fetus, Trisomy 21 M
  - O35.14 Maternal care for (suspected) chromosomal abnormality in fetus, Turner Syndrome M
  - O35.15 Maternal care for (suspected) chromosomal abnormality in fetus, sex chromosome abnormality M
  - O35.19 Maternal care for (suspected) chromosomal abnormality in fetus, other chromosomal abnormality M
- O35.A Maternal care for other (suspected) fetal abnormality and damage, fetal facial anomalies M
  - **AHA:** Q4 2022
- O35.B Maternal care for other (suspected) fetal abnormality and damage, fetal cardiac anomalies M
  - **AHA:** Q4 2022
- O35.C Maternal care for other (suspected) fetal abnormality and damage, fetal pulmonary anomalies M
  - **AHA:** Q4 2022
- O35.D Maternal care for other (suspected) fetal abnormality and damage, fetal gastrointestinal anomalies M
  - **AHA:** Q4 2022
- O35.E Maternal care for other (suspected) fetal abnormality and damage, fetal genitourinary anomalies M
  - **AHA:** Q4 2022

O35.F **Maternal care for other (suspected) fetal abnormality and damage, fetal musculoskeletal anomalies of trunk** M

AHA: Q4 2022

maternal care for other (suspected) fetal abnormality and damage, fetal lower extremities anomalies (O35.H)

maternal care for other (suspected) fetal abnormality and damage, fetal upper extremities anomalies (O35.G)

O35.G **Maternal care for other (suspected) fetal abnormality and damage, fetal upper extremities anomalies** M

AHA: Q4 2022

O35.H **Maternal care for other (suspected) fetal abnormality and damage, fetal lower extremities anomalies** M

AHA: Q4 2022

O35.2 **Maternal care for (suspected) hereditary disease in fetus** M

chromosomal abnormality in fetus (O35.1-)

O35.3 **Maternal care for (suspected) damage to fetus from viral disease in mother** M

AHA: Q4 2016

Maternal care for damage to fetus from maternal cytomegalovirus infection

Maternal care for damage to fetus from maternal rubella

O35.4 **Maternal care for (suspected) damage to fetus from alcohol** M

O35.5 **Maternal care for (suspected) damage to fetus by drugs** M

Maternal care for damage to fetus from drug addiction

O35.6 **Maternal care for (suspected) damage to fetus by radiation** M

O35.7 **Maternal care for (suspected) damage to fetus by other medical procedures** M CC/MCC Ex

Maternal care for damage to fetus by amniocentesis

Maternal care for damage to fetus by biopsy procedures

Maternal care for damage to fetus by hematological investigation

Maternal care for damage to fetus by intrauterine contraceptive device

Maternal care for damage to fetus by intrauterine surgery

O35.8 **Maternal care for other (suspected) fetal abnormality and damage** M

Maternal care for damage to fetus from maternal listeriosis

Maternal care for damage to fetus from maternal toxoplasmosis

O35.9 **Maternal care for (suspected) fetal abnormality and damage, unspecified** M

4th O36 **Maternal care for other fetal problems**

See Official Guidelines, "7th character for Fetus Identification" I.C.15.a.6, "Codes from Categories O35 and O36" I.C.15.e.1, "Categories of Z Codes - Observation" I.C.21.c.6

INCLUDES *the listed conditions in the fetus as a reason for hospitalization or other obstetric care of the mother, or for termination of pregnancy*

EXCLUDES1 *encounter for suspected maternal and fetal conditions ruled out (Z03.7-)*

placental transfusion syndromes (O43.0-)

EXCLUDES2 *labor and delivery complicated by fetal stress (O77.-)*

One of the following 7th characters is to be assigned to each code under category O36. 7th character 0 is for single gestations and multiple gestations where the fetus is unspecified. 7th characters 1 through 9 are for cases of multiple gestations to identify the fetus for which the code applies. The appropriate code from category O30, Multiple gestation, must also be assigned when assigning a code from category O36 that has a 7th character of 1 through 9.

0 = not applicable or unspecified

1 = fetus 1

2 = fetus 2

3 = fetus 3

4 = fetus 4

5 = fetus 5

9 = other fetus

5th O36.0 **Maternal care for rhesus isoimmunization**

Maternal care for Rh incompatibility (with hydrops fetalis)

6th O36.01 **Maternal care for anti-D [Rh] antibodies**

7th O36.011 **Maternal care for anti-D [Rh] antibodies, first trimester** M CC CC/MCC Ex0

7th O36.012 **Maternal care for anti-D [Rh] antibodies, second trimester** M CC CC/MCC Ex0

7th O36.013 **Maternal care for anti-D [Rh] antibodies, third trimester** M CC CC/MCC Ex0

7th O36.019 **Maternal care for anti-D [Rh] antibodies, unspecified trimester** M

6th O36.09 **Maternal care for other rhesus isoimmunization**

7th O36.091 **Maternal care for other rhesus isoimmunization, first trimester** M CC CC/MCC Ex0

7th O36.092 **Maternal care for other rhesus isoimmunization, second trimester** M CC CC/MCC Ex0

7th O36.093 **Maternal care for other rhesus isoimmunization, third trimester** M CC CC/MCC Ex0

7th O36.099 **Maternal care for other rhesus isoimmunization, unspecified trimester** M

5th O36.1 **Maternal care for other isoimmunization**

Maternal care for ABO isoimmunization

6th O36.11 **Maternal care for Anti-A sensitization**

Maternal care for isoimmunization NOS (with hydrops fetalis)

7th O36.111 **Maternal care for Anti-A sensitization, first trimester** M

7th O36.112 **Maternal care for Anti-A sensitization, second trimester** M

7th O36.113 **Maternal care for Anti-A sensitization, third trimester** M

7th O36.119 **Maternal care for Anti-A sensitization, unspecified trimester** M

6th O36.19 **Maternal care for other isoimmunization**

Maternal care for Anti-B sensitization

7th O36.191 **Maternal care for other isoimmunization, first trimester** M

7th O36.192 **Maternal care for other isoimmunization, second trimester** M

7th O36.193 **Maternal care for other isoimmunization, third trimester** M

7th O36.199 **Maternal care for other isoimmunization, unspecified trimester** M

5th O36.2 **Maternal care for hydrops fetalis**

Maternal care for hydrops fetalis NOS

Maternal care for hydrops fetalis not associated with isoimmunization

EXCLUDES1 *hydrops fetalis associated with ABO isoimmunization (O36.1-)*

hydrops fetalis associated with rhesus isoimmunization (O36.0-)

7th O36.20 **Maternal care for hydrops fetalis, unspecified trimester** M

7th O36.21 **Maternal care for hydrops fetalis, first trimester** M

7th O36.22 **Maternal care for hydrops fetalis, second trimester** M

7th O36.23 **Maternal care for hydrops fetalis, third trimester** M

7th O36.4 **Maternal care for intrauterine death** M CC CC/MCC Exc

DEFINITION: Loss of pregnancy, greater than 20 weeks.

AHA: Q2 2022

Maternal care for intrauterine fetal death NOS

Maternal care for intrauterine fetal death after completion of 20 weeks of gestation

Maternal care for late fetal death

Maternal care for missed delivery

EXCLUDES1 *missed abortion (O02.1)*

stillbirth (P95)

- O36.5 Maternal care for known or suspected poor fetal growth
  - O36.51 Maternal care for known or suspected placental insufficiency
    - O36.511 Maternal care for known or suspected placental insufficiency, first trimester M
    - O36.512 Maternal care for known or suspected placental insufficiency, second trimester M
    - O36.513 Maternal care for known or suspected placental insufficiency, third trimester M
    - O36.519 Maternal care for known or suspected placental insufficiency, unspecified trimester M
  - O36.59 Maternal care for other known or suspected poor fetal growth

    Maternal care for known or suspected light-for-dates NOS

    Maternal care for known or suspected small-for-dates NOS
    - O36.591 Maternal care for other known or suspected poor fetal growth, first trimester M
    - O36.592 Maternal care for other known or suspected poor fetal growth, second trimester M
    - O36.593 Maternal care for other known or suspected poor fetal growth, third trimester M

      AHA: Q3 2024
    - O36.599 Maternal care for other known or suspected poor fetal growth, unspecified trimester M
- O36.6 Maternal care for excessive fetal growth

  Maternal care for known or suspected large-for-dates
  - O36.60 Maternal care for excessive fetal growth, unspecified trimester M
  - O36.61 Maternal care for excessive fetal growth, first trimester M
  - O36.62 Maternal care for excessive fetal growth, second trimester M
  - O36.63 Maternal care for excessive fetal growth, third trimester M
- O36.7 Maternal care for viable fetus in abdominal pregnancy
  - O36.70 Maternal care for viable fetus in abdominal pregnancy, unspecified trimester M
  - O36.71 Maternal care for viable fetus in abdominal pregnancy, first trimester M
  - O36.72 Maternal care for viable fetus in abdominal pregnancy, second trimester M
  - O36.73 Maternal care for viable fetus in abdominal pregnancy, third trimester M

5th O36.8 Maternal care for other specified fetal problems

7th O36.80 Pregnancy with inconclusive fetal viability M POxIn

AHA: Q2 2019

Encounter to determine fetal viability of pregnancy

6th O36.81 Decreased fetal movements

7th O36.812 Decreased fetal movements, second trimester M CC/MCC Ex0

7th O36.813 Decreased fetal movements, third trimester M CC/MCC Ex0

7th O36.819 Decreased fetal movements, unspecified trimester M CC/MCC Ex0

6th O36.82 Fetal anemia and thrombocytopenia

7th O36.821 Fetal anemia and thrombocytopenia, first trimester M

7th O36.822 Fetal anemia and thrombocytopenia, second trimester M

7th O36.823 Fetal anemia and thrombocytopenia, third trimester M

7th O36.829 Fetal anemia and thrombocytopenia, unspecified trimester M

6th O36.83 Maternal care for abnormalities of the fetal heart rate or rhythm

Maternal care for depressed fetal heart rate tones

Maternal care for fetal bradycardia

Maternal care for fetal heart rate abnormal variability

Maternal care for fetal heart rate decelerations

Maternal care for fetal heart rate irregularity

Maternal care for fetal tachycardia

Maternal care for non-reassuring fetal heart rate or rhythm

7th O36.831 Maternal care for abnormalities of the fetal heart rate or rhythm, first trimester M

7th O36.832 Maternal care for abnormalities of the fetal heart rate or rhythm, second trimester M

7th O36.833 Maternal care for abnormalities of the fetal heart rate or rhythm, third trimester M

7th O36.839 Maternal care for abnormalities of the fetal heart rate or rhythm, unspecified trimester M

6th O36.89 Maternal care for other specified fetal problems

7th O36.891 Maternal care for other specified fetal problems, first trimester M

7th O36.892 Maternal care for other specified fetal problems, second trimester M

7th O36.893 Maternal care for other specified fetal problems, third trimester M

7th O36.899 Maternal care for other specified fetal problems, unspecified trimester M

5th O36.9 Maternal care for fetal problem, unspecified

- O36.90 Maternal care for fetal problem, unspecified, unspecified trimester M
- O36.91 Maternal care for fetal problem, unspecified, first trimester M
- O36.92 Maternal care for fetal problem, unspecified, second trimester M
- O36.93 Maternal care for fetal problem, unspecified, third trimester M

4th O40 Polyhydramnios

See Official Guidelines, "7th character for Fetus Identification" I.C.15.a.6, "Categories of Z Codes - Observation" I.C.21.c.6

DEFINITION: Excessive amniotic fluid.

INCLUDES *hydramnios*

EXCLUDES1 *encounter for suspected maternal and fetal conditions ruled out (Z03.7-)*

One of the following 7th characters is to be assigned to each code under category O40. 7th character 0 is for single gestations and multiple gestations where the fetus is unspecified. 7th characters 1 through 9 are for cases of multiple gestations to identify the fetus for which the code applies. The appropriate code from category O30, Multiple gestation, must also be assigned when assigning a code from category O40 that has a 7th character of 1 through 9.

0 = not applicable or unspecified
1 = fetus 1
2 = fetus 2
3 = fetus 3
4 = fetus 4
5 = fetus 5
9 = other fetus

- O40.1 Polyhydramnios, first trimester M
- O40.2 Polyhydramnios, second trimester M
- O40.3 Polyhydramnios, third trimester M
- O40.9 Polyhydramnios, unspecified trimester M

4th O41 **Other disorders of amniotic fluid and membranes**

See Official Guidelines, "7th character for Fetus Identification" I.C.15.a.6, "Categories of Z Codes - Observation" I.C.21.c.6

EXCLUDES1 *encounter for suspected maternal and fetal conditions ruled out (Z03.7-)*

One of the following 7th characters is to be assigned to each code under category O41. 7th character 0 is for single gestations and multiple gestations where the fetus is unspecified. 7th characters 1 through 9 are for cases of multiple gestations to identify the fetus for which the code applies. The appropriate code from category O30, Multiple gestation, must also be assigned when assigning a code from category O41 that has a 7th character of 1 through 9.

0 = not applicable or unspecified

1 = fetus 1

2 = fetus 2

3 = fetus 3

4 = fetus 4

5 = fetus 5

9 = other fetus

5th O41.0 **Oligohydramnios**

DEFINITION: Decreased amniotic fluid.

Oligohydramnios without rupture of membranes

7th O41.00 **Oligohydramnios, unspecified trimester** M

7th O41.01 **Oligohydramnios, first trimester** M CC CC/MCC Ex0

7th O41.02 **Oligohydramnios, second trimester** M CC CC/MCC Ex0

7th O41.03 **Oligohydramnios, third trimester** M CC CC/MCC Ex0

5th O41.1 **Infection of amniotic sac and membranes**

6th O41.10 **Infection of amniotic sac and membranes, unspecified**

7th O41.101 **Infection of amniotic sac and membranes, unspecified, first trimester** M MCC CC/MCC Ex0

7th O41.102 **Infection of amniotic sac and membranes, unspecified, second trimester** M MCC CC/MCC Ex0

7th O41.103 **Infection of amniotic sac and membranes, unspecified, third trimester** M MCC CC/MCC Ex0

7th O41.109 **Infection of amniotic sac and membranes, unspecified, unspecified trimester** M

6th O41.12 **Chorioamnionitis**

7th O41.121 **Chorioamnionitis, first trimester** M MCC CC/MCC Ex0

7th O41.122 **Chorioamnionitis, second trimester** M MCC CC/MCC Ex0

7th O41.123 **Chorioamnionitis, third trimester** M MCC CC/MCC Ex0

7th O41.129 **Chorioamnionitis, unspecified trimester** M

- O41.14 Placentitis
  - O41.141 Placentitis, first trimester M MCC CC/MCC Ex6
  - O41.142 Placentitis, second trimester M MCC CC/MCC Ex6
  - O41.143 Placentitis, third trimester M MCC CC/MCC Ex6
  - O41.149 Placentitis, unspecified trimester M
- O41.8 Other specified disorders of amniotic fluid and membranes
  - O41.8X Other specified disorders of amniotic fluid and membranes
    - O41.8X1 Other specified disorders of amniotic fluid and membranes, first trimester M
    - O41.8X2 Other specified disorders of amniotic fluid and membranes, second trimester M
    - O41.8X3 Other specified disorders of amniotic fluid and membranes, third trimester M

      AHA: Q1 2024
    - O41.8X9 Other specified disorders of amniotic fluid and membranes, unspecified trimester M
- O41.9 Disorder of amniotic fluid and membranes, unspecified
  - O41.90 Disorder of amniotic fluid and membranes, unspecified, unspecified trimester M
  - O41.91 Disorder of amniotic fluid and membranes, unspecified, first trimester M
  - O41.92 Disorder of amniotic fluid and membranes, unspecified, second trimester M
  - O41.93 Disorder of amniotic fluid and membranes, unspecified, third trimester M
- O42 Premature rupture of membranes
  - O42.0 Premature rupture of membranes, onset of labor within 24 hours of rupture
    - O42.00 Premature rupture of membranes, onset of labor within 24 hours of rupture, unspecified weeks of gestation M
    - O42.01 Preterm premature rupture of membranes, onset of labor within 24 hours of rupture

      Premature rupture of membranes before 37 completed weeks of gestation
      - O42.011 Preterm premature rupture of membranes, onset of labor within 24 hours of rupture, first trimester M
      - O42.012 Preterm premature rupture of membranes, onset of labor within 24 hours of rupture, second trimester M
      - O42.013 Preterm premature rupture of membranes, onset of labor within 24 hours of rupture, third trimester M
      - O42.019 Preterm premature rupture of membranes, onset of labor within 24 hours of rupture, unspecified trimester M
    - O42.02 Full-term premature rupture of membranes, onset of labor within 24 hours of rupture M

      Premature rupture of membranes at or after 37 completed weeks of gestation, onset of labor within 24 hours of rupture

5th O42.1 **Premature rupture of membranes, onset of labor more than 24 hours following rupture**

O42.10 **Premature rupture of membranes, onset of labor more than 24 hours following rupture, unspecified weeks of gestation** M

6th O42.11 **Preterm premature rupture of membranes, onset of labor more than 24 hours following rupture**

Premature rupture of membranes before 37 completed weeks of gestation

O42.111 **Preterm premature rupture of membranes, onset of labor more than 24 hours following rupture, first trimester** M

O42.112 **Preterm premature rupture of membranes, onset of labor more than 24 hours following rupture, second trimester** M

O42.113 **Preterm premature rupture of membranes, onset of labor more than 24 hours following rupture, third trimester** M

O42.119 **Preterm premature rupture of membranes, onset of labor more than 24 hours following rupture, unspecified trimester** M

O42.12 **Full-term premature rupture of membranes, onset of labor more than 24 hours following rupture** M

Premature rupture of membranes at or after 37 completed weeks of gestation, onset of labor more than 24 hours following rupture

5th O42.9 **Premature rupture of membranes, unspecified as to length of time between rupture and onset of labor**

O42.90 **Premature rupture of membranes, unspecified as to length of time between rupture and onset of labor, unspecified weeks of gestation** M

6th O42.91 **Preterm premature rupture of membranes, unspecified as to length of time between rupture and onset of labor**

Premature rupture of membranes before 37 completed weeks of gestation

O42.911 **Preterm premature rupture of membranes, unspecified as to length of time between rupture and onset of labor, first trimester** M

O42.912 **Preterm premature rupture of membranes, unspecified as to length of time between rupture and onset of labor, second trimester** M

O42.913 **Preterm premature rupture of membranes, unspecified as to length of time between rupture and onset of labor, third trimester** M

O42.919 **Preterm premature rupture of membranes, unspecified as to length of time between rupture and onset of labor, unspecified trimester** M

O42.92 **Full-term premature rupture of membranes, unspecified as to length of time between rupture and onset of labor** M

Premature rupture of membranes at or after 37 completed weeks of gestation, unspecified as to length of time between rupture and onset of labor

4th O43 **Placental disorders**

Excludes *maternal care for poor fetal growth due to placental insufficiency (O36.5-)*

placenta previa (O44.-)

placental polyp (O90.89)

placentitis (O41.14-)

premature separation of placenta [abruptio placentae] (O45.-)

- O43.0 Placental transfusion syndromes
  - O43.01 Fetomaternal placental transfusion syndrome
    - Maternofetal placental transfusion syndrome
    - O43.011 Fetomaternal placental transfusion syndrome, first trimester M
    - O43.012 Fetomaternal placental transfusion syndrome, second trimester M
    - O43.013 Fetomaternal placental transfusion syndrome, third trimester M
    - O43.019 Fetomaternal placental transfusion syndrome, unspecified trimester M
  - O43.02 Fetus-to-fetus placental transfusion syndrome
    - O43.021 Fetus-to-fetus placental transfusion syndrome, first trimester M
    - O43.022 Fetus-to-fetus placental transfusion syndrome, second trimester M
    - O43.023 Fetus-to-fetus placental transfusion syndrome, third trimester M
    - O43.029 Fetus-to-fetus placental transfusion syndrome, unspecified trimester M
- O43.1 Malformation of placenta
  - O43.10 Malformation of placenta, unspecified
    - Abnormal placenta NOS
    - O43.101 Malformation of placenta, unspecified, first trimester M
    - O43.102 Malformation of placenta, unspecified, second trimester M
    - O43.103 Malformation of placenta, unspecified, third trimester M
    - O43.109 Malformation of placenta, unspecified, unspecified trimester M
  - O43.11 Circumvallate placenta
    - O43.111 Circumvallate placenta, first trimester M
    - O43.112 Circumvallate placenta, second trimester M
    - O43.113 Circumvallate placenta, third trimester M
    - O43.119 Circumvallate placenta, unspecified trimester M
  - O43.12 Velamentous insertion of umbilical cord
    - O43.121 Velamentous insertion of umbilical cord, first trimester M
    - O43.122 Velamentous insertion of umbilical cord, second trimester M
    - O43.123 Velamentous insertion of umbilical cord, third trimester M
    - O43.129 Velamentous insertion of umbilical cord, unspecified trimester M
  - O43.19 Other malformation of placenta
    - O43.191 Other malformation of placenta, first trimester M
    - O43.192 Other malformation of placenta, second trimester M
    - O43.193 Other malformation of placenta, third trimester M
    - O43.199 Other malformation of placenta, unspecified trimester M

5th O43.2 **Morbidly adherent placenta**

Code also associated third stage postpartum hemorrhage, if applicable (O72.0)

EXCLUDES1 *retained placenta (O73.-)*

6th O43.21 **Placenta accreta**

- O43.211 **Placenta accreta, first trimester** M
- O43.212 **Placenta accreta, second trimester** M
- O43.213 **Placenta accreta, third trimester** M
- O43.219 **Placenta accreta, unspecified trimester** M

6th O43.22 **Placenta increta**

- O43.221 **Placenta increta, first trimester** M
- O43.222 **Placenta increta, second trimester** M

  AHA: Q1 2022
- O43.223 **Placenta increta, third trimester** M
- O43.229 **Placenta increta, unspecified trimester** M

6th O43.23 **Placenta percreta**

- O43.231 **Placenta percreta, first trimester** M
- O43.232 **Placenta percreta, second trimester** M
- O43.233 **Placenta percreta, third trimester** M
- O43.239 **Placenta percreta, unspecified trimester** M

5th O43.8 **Other placental disorders**

6th O43.81 **Placental infarction**

- O43.811 **Placental infarction, first trimester** M
- O43.812 **Placental infarction, second trimester** M
- O43.813 **Placental infarction, third trimester** M
- O43.819 **Placental infarction, unspecified trimester** M

6th O43.89 **Other placental disorders**

Placental dysfunction

- O43.891 **Other placental disorders, first trimester** M
- O43.892 **Other placental disorders, second trimester** M
- O43.893 **Other placental disorders, third trimester** M
- O43.899 **Other placental disorders, unspecified trimester** M

5th O43.9 Unspecified placental disorder

O43.90 Unspecified placental disorder, unspecified trimester M

O43.91 Unspecified placental disorder, first trimester M

O43.92 Unspecified placental disorder, second trimester M

O43.93 Unspecified placental disorder, third trimester M

4th O44 Placenta previa

5th O44.0 Complete placenta previa NOS or without hemorrhage

Placenta previa NOS

O44.00 Complete placenta previa NOS or without hemorrhage, unspecified trimester M CC/MCC Exc

O44.01 Complete placenta previa NOS or without hemorrhage, first trimester M CC CC/MCC Exc

O44.02 Complete placenta previa NOS or without hemorrhage, second trimester M CC CC/MCC Exc

O44.03 Complete placenta previa NOS or without hemorrhage, third trimester M CC CC/MCC Exc

5th O44.1 Complete placenta previa with hemorrhage

EXCLUDES1 *labor and delivery complicated by hemorrhage from vasa previa (O69.4)*

O44.10 Complete placenta previa with hemorrhage, unspecified trimester M CC/MCC Exc

O44.11 Complete placenta previa with hemorrhage, first trimester M MCC CC/MCC Exc

O44.12 Complete placenta previa with hemorrhage, second trimester M MCC CC/MCC Exc

O44.13 Complete placenta previa with hemorrhage, third trimester M MCC CC/MCC Exc

5th O44.2 Partial placenta previa without hemorrhage

Marginal placenta previa, NOS or without hemorrhage

O44.20 Partial placenta previa NOS or without hemorrhage, unspecified trimester M CC/MCC Exc

O44.21 Partial placenta previa NOS or without hemorrhage, first trimester M CC CC/MCC Exc

O44.22 Partial placenta previa NOS or without hemorrhage, second trimester M CC CC/MCC Exc

O44.23 Partial placenta previa NOS or without hemorrhage, third trimester M CC CC/MCC Exc

5th O44.3 Partial placenta previa with hemorrhage

Marginal placenta previa with hemorrhage

O44.30 Partial placenta previa with hemorrhage, unspecified trimester M CC/MCC Exc

O44.31 Partial placenta previa with hemorrhage, first trimester M MCC CC/MCC Exc

O44.32 Partial placenta previa with hemorrhage, second trimester M MCC CC/MCC Exc

O44.33 Partial placenta previa with hemorrhage, third trimester M MCC CC/MCC Exc

5th O44.4 Low lying placenta NOS or without hemorrhage

Low implantation of placenta NOS or without hemorrhage

O44.40 Low lying placenta NOS or without hemorrhage, unspecified trimester M CC/MCC Exc

O44.41 Low lying placenta NOS or without hemorrhage, first trimester M CC CC/MCC Exc

O44.42 Low lying placenta NOS or without hemorrhage, second trimester M CC CC/MCC Exc

O44.43 Low lying placenta NOS or without hemorrhage, third trimester M CC CC/MCC Exc

5th O44.5 Low lying placenta with hemorrhage

Low implantation of placenta with hemorrhage

O44.50 Low lying placenta with hemorrhage, unspecified trimester M CC/MCC Exc

O44.51 Low lying placenta with hemorrhage, first trimester M MCC CC/MCC Exc

O44.52 Low lying placenta with hemorrhage, second trimester M MCC CC/MCC Exc

O44.53 Low lying placenta with hemorrhage, third trimester M MCC CC/MCC Exc

4th O45 Premature separation of placenta [abruptio placentae]

5th O45.0 Premature separation of placenta with coagulation defect

6th O45.00 Premature separation of placenta with coagulation defect, unspecified

O45.001 Premature separation of placenta with coagulation defect, unspecified, first trimester M MCC CC/MCC Exc

O45.002 Premature separation of placenta with coagulation defect, unspecified, second trimester M MCC CC/MCC Exc

O45.003 Premature separation of placenta with coagulation defect, unspecified, third trimester M MCC CC/MCC Exc

O45.009 Premature separation of placenta with coagulation defect, unspecified, unspecified trimester M CC/MCC Exc

6th O45.01 Premature separation of placenta with afibrinogenemia

Premature separation of placenta with hypofibrinogenemia

O45.011 Premature separation of placenta with afibrinogenemia, first trimester M MCC CC/MCC Exc

O45.012 Premature separation of placenta with afibrinogenemia, second trimester M MCC CC/MCC Exc

O45.013 Premature separation of placenta with afibrinogenemia, third trimester M MCC CC/MCC Exc

O45.019 Premature separation of placenta with afibrinogenemia, unspecified trimester M CC/MCC Exc

6th O45.02 Premature separation of placenta with disseminated intravascular coagulation

O45.021 Premature separation of placenta with disseminated intravascular coagulation, first trimester M MCC CC/MCC Exc

O45.022 Premature separation of placenta with disseminated intravascular coagulation, second trimester M MCC CC/MCC Exc

O45.023 Premature separation of placenta with disseminated intravascular coagulation, third trimester M MCC CC/MCC Exc

O45.029 Premature separation of placenta with disseminated intravascular coagulation, unspecified trimester M CC/MCC Exc

6th O45.09 Premature separation of placenta with other coagulation defect

O45.091 Premature separation of placenta with other coagulation defect, first trimester M MCC CC/MCC Exc

O45.092 Premature separation of placenta with other coagulation defect, second trimester M MCC CC/MCC Exc

O45.093 Premature separation of placenta with other coagulation defect, third trimester M MCC CC/MCC Exc

O45.099 Premature separation of placenta with other coagulation defect, unspecified trimester M CC/MCC Exc

5th O45.8 Other premature separation of placenta

6th O45.8X Other premature separation of placenta

O45.8X1 Other premature separation of placenta, first trimester M MCC CC/MCC Exc

O45.8X2 Other premature separation of placenta, second trimester M MCC CC/MCC Exc

O45.8X3 Other premature separation of placenta, third trimester M MCC CC/MCC Exc

O45.8X9 Other premature separation of placenta, unspecified trimester M CC/MCC Exc

5th O45.9 Premature separation of placenta, unspecified

Abruptio placentae NOS

O45.90 Premature separation of placenta, unspecified, unspecified trimester M CC/MCC Exc

O45.91 Premature separation of placenta, unspecified, first trimester M MCC CC/MCC Exc

O45.92 Premature separation of placenta, unspecified, second trimester M MCC CC/MCC Exc

O45.93 Premature separation of placenta, unspecified, third trimester M MCC CC/MCC Exc

4th O46 Antepartum hemorrhage, not elsewhere classified

EXCLUDES1 *hemorrhage in early pregnancy (O20.-)*

intrapartum hemorrhage NEC (O67.-)

placenta previa (O44.-)

premature separation of placenta [abruptio placentae] (O45.-)

5th O46.0 Antepartum hemorrhage with coagulation defect

6th O46.00 Antepartum hemorrhage with coagulation defect, unspecified

O46.001 Antepartum hemorrhage with coagulation defect, unspecified, first trimester M MCC CC/MCC Exc

O46.002 Antepartum hemorrhage with coagulation defect, unspecified, second trimester M MCC CC/MCC Exc

O46.003 Antepartum hemorrhage with coagulation defect, unspecified, third trimester M MCC CC/MCC Exc

O46.009 Antepartum hemorrhage with coagulation defect, unspecified, unspecified trimester M CC/MCC Exc

6th O46.01 Antepartum hemorrhage with afibrinogenemia

Antepartum hemorrhage with hypofibrinogenemia

O46.011 Antepartum hemorrhage with afibrinogenemia, first trimester M MCC CC/MCC Exc

O46.012 Antepartum hemorrhage with afibrinogenemia, second trimester M MCC CC/MCC Exc

O46.013 Antepartum hemorrhage with afibrinogenemia, third trimester M MCC CC/MCC Exc

O46.019 Antepartum hemorrhage with afibrinogenemia, unspecified trimester M CC/MCC Exc

6th O46.02 Antepartum hemorrhage with disseminated intravascular coagulation

O46.021 Antepartum hemorrhage with disseminated intravascular coagulation, first trimester M MCC CC/MCC Exc

O46.022 Antepartum hemorrhage with disseminated intravascular coagulation, second trimester M MCC CC/MCC Exc

O46.023 Antepartum hemorrhage with disseminated intravascular coagulation, third trimester M MCC CC/MCC Exc

O46.029 Antepartum hemorrhage with disseminated intravascular coagulation, unspecified trimester M CC/MCC Exc

6th O46.09 Antepartum hemorrhage with other coagulation defect

O46.091 Antepartum hemorrhage with other coagulation defect, first trimester M MCC CC/MCC Exc

O46.092 Antepartum hemorrhage with other coagulation defect, second trimester M MCC CC/MCC Exc

O46.093 Antepartum hemorrhage with other coagulation defect, third trimester M MCC CC/MCC Exc

O46.099 Antepartum hemorrhage with other coagulation defect, unspecified trimester M CC/MCC Exc

5th O46.8 Other antepartum hemorrhage

6th O46.8X Other antepartum hemorrhage

O46.8X1 Other antepartum hemorrhage, first trimester M CC/MCC Exc

O46.8X2 Other antepartum hemorrhage, second trimester M CC/MCC Exc

O46.8X3 Other antepartum hemorrhage, third trimester M CC/MCC Exc

O46.8X9 Other antepartum hemorrhage, unspecified trimester M CC/MCC Exc

5th O46.9 Antepartum hemorrhage, unspecified

O46.90 Antepartum hemorrhage, unspecified, unspecified trimester M CC/MCC Exc

O46.91 Antepartum hemorrhage, unspecified, first trimester M CC/MCC Exc

O46.92 Antepartum hemorrhage, unspecified, second trimester M CC/MCC Exc

O46.93 Antepartum hemorrhage, unspecified, third trimester M CC/MCC Exc

4th O47 False labor

INCLUDES *Braxton Hicks contractions*
threatened labor

EXCLUDES1 *preterm labor (O60.-)*

5th O47.0 False labor before 37 completed weeks of gestation

O47.00 False labor before 37 completed weeks of gestation, unspecified trimester M CC/MCC Ex8

O47.02 False labor before 37 completed weeks of gestation, second trimester M CC CC/MCC Ex8

O47.03 False labor before 37 completed weeks of gestation, third trimester M CC CC/MCC Ex8

O47.1 False labor at or after 37 completed weeks of gestation M CC CC/MCC Ex8

AHA: Q1 2021

O47.9 False labor, unspecified M CC/MCC Ex8

4th O48 Late pregnancy

O48.0 Post-term pregnancy M

AHA: Q2 2022

Pregnancy over 40 completed weeks to 42 completed weeks gestation

O48.1 Prolonged pregnancy M

AHA: Q2 2022

Pregnancy which has advanced beyond 42 completed weeks gestation

Complications of labor and delivery (O60-O77)

4th O60 **Preterm labor**

See Official Guidelines, "7th character for Fetus Identification" I.C.15.a.6

INCLUDES *onset (spontaneous) of labor before 37 completed weeks of gestation*

EXCLUDES1 *false labor (O47.0-)*

threatened labor NOS (O47.0-)

5th O60.0 **Preterm labor without delivery**

O60.00 **Preterm labor without delivery, unspecified trimester** M CC/MCC Ex0

O60.02 **Preterm labor without delivery, second trimester** M MCC CC/MCC Ex0

O60.03 **Preterm labor without delivery, third trimester** M MCC CC/MCC Ex0

5th O60.1 **Preterm labor with preterm delivery**

One of the following 7th characters is to be assigned to each code under subcategory O60.1. 7th character 0 is for single gestations and multiple gestations where the fetus is unspecified. 7th characters 1 through 9 are for cases of multiple gestations to identify the fetus for which the code applies. The appropriate code from category O30, Multiple gestation, must also be assigned when assigning a code from subcategory O60.1 that has a 7th character of 1 through 9.

0 = not applicable or unspecified

1 = fetus 1

2 = fetus 2

3 = fetus 3

4 = fetus 4

5 = fetus 5

9 = other fetus

6th O60.10 **Preterm labor with preterm delivery, unspecified trimester** M CC CC/MCC Ex0

Preterm labor with delivery NOS

6th O60.12 **Preterm labor second trimester with preterm delivery second trimester** M MCC CC/MCC Ex0

6th O60.13 **Preterm labor second trimester with preterm delivery third trimester** M MCC CC/MCC Ex0

6th O60.14 **Preterm labor third trimester with preterm delivery third trimester** M MCC CC/MCC Ex0

AHA: Q2 2016

O60.2 Term delivery with preterm labor

One of the following 7th characters is to be assigned to each code under subcategory O60.2. 7th character 0 is for single gestations and multiple gestations where the fetus is unspecified. 7th characters 1 through 9 are for cases of multiple gestations to identify the fetus for which the code applies. The appropriate code from category O30, Multiple gestation, must also be assigned when assigning a code from subcategory O60.2 that has a 7th character of 1 through 9.

0 = not applicable or unspecified

1 = fetus 1

2 = fetus 2

3 = fetus 3

4 = fetus 4

5 = fetus 5

9 = other fetus

O60.20 Term delivery with preterm labor, unspecified trimester M CC CC/MCC Ex0

O60.22 Term delivery with preterm labor, second trimester M MCC CC/MCC Ex0

O60.23 Term delivery with preterm labor, third trimester M MCC CC/MCC Ex0

O61 Failed induction of labor

O61.0 Failed medical induction of labor M

Failed induction (of labor) by oxytocin

Failed induction (of labor) by prostaglandins

O61.1 Failed instrumental induction of labor M

Failed mechanical induction (of labor)

Failed surgical induction (of labor)

O61.8 Other failed induction of labor M

O61.9 Failed induction of labor, unspecified M

4th O62 **Abnormalities of forces of labor**

O62.0 **Primary inadequate contractions** M

AHA: Q1 2024

Failure of cervical dilatation

Primary hypotonic uterine dysfunction

Uterine inertia during latent phase of labor

O62.1 **Secondary uterine inertia** M

Arrested active phase of labor

Secondary hypotonic uterine dysfunction

O62.2 **Other uterine inertia** M

Atony of uterus without hemorrhage

Atony of uterus NOS

Desultory labor

Hypotonic uterine dysfunction NOS

Irregular labor

Poor contractions

Slow slope active phase of labor

Uterine inertia NOS

EXCLUDES *atony of uterus with hemorrhage (postpartum) (O72.1)*

postpartum atony of uterus without hemorrhage (O75.89)

O62.3 **Precipitate labor** M

O62.4 **Hypertonic, incoordinate, and prolonged uterine contractions** M

Cervical spasm

Contraction ring dystocia

Dyscoordinate labor

Hour-glass contraction of uterus

Hypertonic uterine dysfunction

Incoordinate uterine action

Tetanic contractions

Uterine dystocia NOS

Uterine spasm

EXCLUDES *dystocia (fetal) (maternal) NOS (O66.9)*

O62.8 **Other abnormalities of forces of labor** M

O62.9 **Abnormality of forces of labor, unspecified** M

4th O63 **Long labor**

- O63.0 **Prolonged first stage (of labor)** M
- O63.1 **Prolonged second stage (of labor)** M
- O63.2 **Delayed delivery of second twin, triplet, etc.** M
- O63.9 **Long labor, unspecified** M CC CC/MCC Excl

  Prolonged labor NOS

4th O64 **Obstructed labor due to malposition and malpresentation of fetus**

See Official Guidelines, "7th character for Fetus Identification" I.C.15.a.6

One of the following 7th characters is to be assigned to each code under category O64. 7th character 0 is for single gestations and multiple gestations where the fetus is unspecified. 7th characters 1 through 9 are for cases of multiple gestations to identify the fetus for which the code applies. The appropriate code from category O30, Multiple gestation, must also be assigned when assigning a code from category O64 that has a 7th character of 1 through 9.

0 = not applicable or unspecified

1 = fetus 1

2 = fetus 2

3 = fetus 3

4 = fetus 4

5 = fetus 5

9 = other fetus

7th O64.0 **Obstructed labor due to incomplete rotation of fetal head** M

- Deep transverse arrest
- Obstructed labor due to persistent occipitoiliac (position)
- Obstructed labor due to persistent occipitoposterior (position)
- Obstructed labor due to persistent occipitosacral (position)
- Obstructed labor due to persistent occipitotransverse (position)

7th O64.1 **Obstructed labor due to breech presentation** M

- Obstructed labor due to buttocks presentation
- Obstructed labor due to complete breech presentation
- Obstructed labor due to frank breech presentation

O64.2 **Obstructed labor due to face presentation** M
Obstructed labor due to chin presentation

O64.3 **Obstructed labor due to brow presentation** M

O64.4 **Obstructed labor due to shoulder presentation** M
Prolapsed arm
EXCLUDES1 *impacted shoulders (O66.0)*
shoulder dystocia (O66.0)

O64.5 **Obstructed labor due to compound presentation** M

O64.8 **Obstructed labor due to other malposition and malpresentation** M
Obstructed labor due to footling presentation
Obstructed labor due to incomplete breech presentation

O64.9 **Obstructed labor due to malposition and malpresentation, unspecified** M

O65 **Obstructed labor due to maternal pelvic abnormality**

O65.0 **Obstructed labor due to deformed pelvis** M

O65.1 **Obstructed labor due to generally contracted pelvis** M

O65.2 **Obstructed labor due to pelvic inlet contraction** M

O65.3 **Obstructed labor due to pelvic outlet and mid-cavity contraction** M

O65.4 **Obstructed labor due to fetopelvic disproportion, unspecified** M
EXCLUDES1 *dystocia due to abnormality of fetus (O66.2-O66.3)*

O65.5 **Obstructed labor due to abnormality of maternal pelvic organs** M
Obstructed labor due to conditions listed in O34.-
Use additional code to identify abnormality of pelvic organs O34.-

O65.8 **Obstructed labor due to other maternal pelvic abnormalities** M

O65.9 **Obstructed labor due to maternal pelvic abnormality, unspecified** M

4th O66 Other obstructed labor

O66.0 Obstructed labor due to shoulder dystocia M

Impacted shoulders

O66.1 Obstructed labor due to locked twins M

O66.2 Obstructed labor due to unusually large fetus M

O66.3 Obstructed labor due to other abnormalities of fetus M

Dystocia due to fetal ascites
Dystocia due to fetal hydrops
Dystocia due to fetal meningomyelocele
Dystocia due to fetal sacral teratoma
Dystocia due to fetal tumor
Dystocia due to hydrocephalic fetus
Use additional code to identify cause of obstruction

5th O66.4 Failed trial of labor

O66.40 Failed trial of labor, unspecified M

O66.41 Failed attempted vaginal birth after previous cesarean delivery M

Code first rupture of uterus, if applicable (O71.0-, O71.1)

O66.5 Attempted application of vacuum extractor and forceps M POA

Attempted application of vacuum or forceps, with subsequent delivery by forceps or cesarean delivery

O66.6 Obstructed labor due to other multiple fetuses M

O66.8 Other specified obstructed labor M

Use additional code to identify cause of obstruction

O66.9 Obstructed labor, unspecified M

Dystocia NOS
Fetal dystocia NOS
Maternal dystocia NOS

4th **O67 Labor and delivery complicated by intrapartum hemorrhage, not elsewhere classified**

Excludes1 *antepartum hemorrhage NEC (O46.-)*

placenta previa (O44.-)

premature separation of placenta [abruptio placentae] (O45.-)

Excludes2 *postpartum hemorrhage (O72.-)*

O67.0 Intrapartum hemorrhage with coagulation defect M MCC CC/MCC Ex6

Intrapartum hemorrhage (excessive) associated with afibrinogenemia

Intrapartum hemorrhage (excessive) associated with disseminated intravascular coagulation

Intrapartum hemorrhage (excessive) associated with hyperfibrinolysis

Intrapartum hemorrhage (excessive) associated with hypofibrinogenemia

O67.8 Other intrapartum hemorrhage M CC/MCC Ex6

Excessive intrapartum hemorrhage

O67.9 Intrapartum hemorrhage, unspecified M CC/MCC Ex6

O68 Labor and delivery complicated by abnormality of fetal acid-base balance M CC CC/MCC Ex6

Fetal acidemia complicating labor and delivery

Fetal acidosis complicating labor and delivery

Fetal alkalosis complicating labor and delivery

Fetal metabolic acidemia complicating labor and delivery

Excludes1 *fetal stress NOS (O77.9)*

labor and delivery complicated by electrocardiographic evidence of fetal stress (O77.8)

labor and delivery complicated by ultrasonic evidence of fetal stress (O77.8)

Excludes2 *abnormality in fetal heart rate or rhythm (O76)*

labor and delivery complicated by meconium in amniotic fluid (O77.0)

4th O69 **Labor and delivery complicated by umbilical cord complications**

See Official Guidelines, "7th character for Fetus Identification" I.C.15.a.6

One of the following 7th characters is to be assigned to each code under category O69. 7th character 0 is for single gestations and multiple gestations where the fetus is unspecified. 7th characters 1 through 9 are for cases of multiple gestations to identify the fetus for which the code applies. The appropriate code from category O30, Multiple gestation, must also be assigned when assigning a code from category O69 that has a 7th character of 1 through 9.

0 = not applicable or unspecified

1 = fetus 1

2 = fetus 2

3 = fetus 3

4 = fetus 4

5 = fetus 5

9 = other fetus

7th O69.0 **Labor and delivery complicated by prolapse of cord** M

7th O69.1 **Labor and delivery complicated by cord around neck, with compression** M

EXCLUDES1 *labor and delivery complicated by cord around neck, without compression (O69.81)*

7th O69.2 **Labor and delivery complicated by other cord entanglement, with compression** M

Labor and delivery complicated by compression of cord NOS

Labor and delivery complicated by entanglement of cords of twins in monoamniotic sac

Labor and delivery complicated by knot in cord

EXCLUDES1 *labor and delivery complicated by other cord entanglement, without compression (O69.82)*

7th O69.3 **Labor and delivery complicated by short cord** M

7th O69.4 **Labor and delivery complicated by vasa previa** M

Labor and delivery complicated by hemorrhage from vasa previa

7th O69.5 **Labor and delivery complicated by vascular lesion of cord** M

Labor and delivery complicated by cord bruising

Labor and delivery complicated by cord hematoma

Labor and delivery complicated by thrombosis of umbilical vessels

5th O69.8 **Labor and delivery complicated by other cord complications**

7th O69.81 **Labor and delivery complicated by cord around neck, without compression** M

7th O69.82 **Labor and delivery complicated by other cord entanglement, without compression** M

7th O69.89 **Labor and delivery complicated by other cord complications** M

AHA: Q2 2023

7th O69.9 **Labor and delivery complicated by cord complication, unspecified** M

4th O70 **Perineal laceration during delivery**

INCLUDES *episiotomy extended by laceration*

EXCLUDES *obstetric high vaginal laceration alone (O71.4)*

O70.0 **First degree perineal laceration during delivery** M

Perineal laceration, rupture or tear involving fourchette during delivery
Perineal laceration, rupture or tear involving labia during delivery
Perineal laceration, rupture or tear involving skin during delivery
Perineal laceration, rupture or tear involving vagina during delivery
Perineal laceration, rupture or tear involving vulva during delivery
Slight perineal laceration, rupture or tear during delivery

O70.1 **Second degree perineal laceration during delivery** M

AHA: Q2 2016

Perineal laceration, rupture or tear during delivery as in O70.0, also involving pelvic floor
Perineal laceration, rupture or tear during delivery as in O70.0, also involving perineal muscles
Perineal laceration, rupture or tear during delivery as in O70.0, also involving vaginal muscles

EXCLUDES *perineal laceration involving anal sphincter ▶(O70.2-)◀*

5th O70.2 **Third degree perineal laceration during delivery**

Perineal laceration, rupture or tear during delivery as in O70.1, also involving anal sphincter
Perineal laceration, rupture or tear during delivery as in O70.1, also involving rectovaginal septum
Perineal laceration, rupture or tear during delivery as in O70.1, also involving sphincter NOS

EXCLUDES *anal sphincter tear during delivery without third degree perineal laceration (O70.4)*
perineal laceration involving anal or rectal mucosa (O70.3)

O70.20 **Third degree perineal laceration during delivery, unspecified** M CC CC/MCC Ex6

AHA: Q4 2016

O70.21 **Third degree perineal laceration during delivery, IIIa** M CC CC/MCC Ex6

AHA: Q4 2016

Third degree perineal laceration during delivery with less than 50% of external anal sphincter (EAS) thickness torn

O70.22 **Third degree perineal laceration during delivery, IIIb** M CC CC/MCC Ex6

AHA: Q4 2016

Third degree perineal laceration during delivery with more than 50% external anal sphincter (EAS) thickness torn

O70.23 **Third degree perineal laceration during delivery, IIIc** M CC CC/MCC Ex6

AHA: Q4 2016

Third degree perineal laceration during delivery with both external anal sphincter (EAS) and internal anal sphincter (IAS) torn

O70.3 **Fourth degree perineal laceration during delivery** M CC CC/MCC Ex6

Perineal laceration, rupture or tear during delivery as in O70.2, also involving anal mucosa

Perineal laceration, rupture or tear during delivery as in O70.2, also involving rectal mucosa

O70.4 **Anal sphincter tear complicating delivery, not associated with third degree laceration** M CC CC/MCC Ex6

EXCLUDES1 *anal sphincter tear with third degree perineal laceration* ▶*(O70.2-)*◀

O70.9 **Perineal laceration during delivery, unspecified** M

4th O71 **Other obstetric trauma**

INCLUDES *obstetric damage from instruments*

5th O71.0 **Rupture of uterus (spontaneous) before onset of labor**

EXCLUDES1 *disruption of (current) cesarean delivery wound (O90.0)*

laceration of uterus, NEC (O71.81)

O71.00 **Rupture of uterus before onset of labor, unspecified trimester** M CC/MCC Ex6

O71.02 **Rupture of uterus before onset of labor, second trimester** M MCC CC/MCC Ex6

O71.03 **Rupture of uterus before onset of labor, third trimester** M MCC CC/MCC Ex6

O71.1 **Rupture of uterus during labor** M MCC CC/MCC Ex6

Rupture of uterus not stated as occurring before onset of labor

EXCLUDES1 *disruption of cesarean delivery wound (O90.0)*

laceration of uterus, NEC (O71.81)

O71.2 **Postpartum inversion of uterus** M CC CC/MCC Ex6

O71.3 **Obstetric laceration of cervix** M CC CC/MCC Ex6

Annular detachment of cervix

O71.4 **Obstetric high vaginal laceration alone** M CC CC/MCC Ex6

Laceration of vaginal wall without perineal laceration

EXCLUDES1 *obstetric high vaginal laceration with perineal laceration (O70.-)*

O71.5 **Other obstetric injury to pelvic organs** M CC CC/MCC Ex6

Obstetric injury to bladder

Obstetric injury to urethra

EXCLUDES2 *obstetric periurethral trauma (O71.82)*

O71.6 **Obstetric damage to pelvic joints and ligaments** M CC CC/MCC Ex0

Obstetric avulsion of inner symphyseal cartilage
Obstetric damage to coccyx
Obstetric traumatic separation of symphysis (pubis)

O71.7 **Obstetric hematoma of pelvis** M CC CC/MCC Ex0

Obstetric hematoma of perineum
Obstetric hematoma of vagina
Obstetric hematoma of vulva

5th O71.8 **Other specified obstetric trauma**

O71.81 **Laceration of uterus, not elsewhere classified** M CC/MCC Ex0

AHA: Q1 2025

O71.82 **Other specified trauma to perineum and vulva** M

Obstetric periurethral trauma

O71.89 **Other specified obstetric trauma** M CC/MCC Ex0

O71.9 **Obstetric trauma, unspecified** M CC/MCC Ex0

4th O72 **Postpartum hemorrhage**

INCLUDES *hemorrhage after delivery of fetus or infant*

O72.0 **Third-stage hemorrhage** M CC CC/MCC Ex0

Hemorrhage associated with retained, trapped or adherent placenta
Retained placenta NOS
Code also type of adherent placenta (O43.2-)

O72.1 **Other immediate postpartum hemorrhage** M CC CC/MCC Ex0

See Official Guidelines, "Hemorrhage following elective abortion" I.C.15.q.4

AHA: Q2 2023, Q4 2023, Q4 2022

Hemorrhage following delivery of placenta
Postpartum hemorrhage (atonic) NOS
Uterine atony with hemorrhage

EXCLUDES1 *uterine atony NOS (O62.2)*
uterine atony without hemorrhage (O62.2)
postpartum atony of uterus without hemorrhage (O75.89)

O72.2 **Delayed and secondary postpartum hemorrhage** M CC CC/MCC EXC

Hemorrhage associated with retained portions of placenta or membranes after the first 24 hours following delivery of placenta

Retained products of conception NOS, following delivery

O72.3 **Postpartum coagulation defects** M

Postpartum afibrinogenemia

Postpartum fibrinolysis

4th O73 **Retained placenta and membranes, without hemorrhage**

EXCLUDES1 *placenta accreta (O43.21-)*

placenta increta (O43.22-)

placenta percreta (O43.23-)

O73.0 **Retained placenta without hemorrhage** M

Adherent placenta, without hemorrhage

Trapped placenta without hemorrhage

O73.1 **Retained portions of placenta and membranes, without hemorrhage** M

Retained products of conception following delivery, without hemorrhage

4th O74 **Complications of anesthesia during labor and delivery**

INCLUDES *maternal complications arising from the administration of a general, regional or local anesthetic, analgesic or other sedation during labor and delivery*

Use additional code, if applicable, to identify specific complication

O74.0 **Aspiration pneumonitis due to anesthesia during labor and delivery** M

Inhalation of stomach contents or secretions NOS due to anesthesia during labor and delivery

Mendelson's syndrome due to anesthesia during labor and delivery

O74.1 **Other pulmonary complications of anesthesia during labor and delivery** M

O74.2 **Cardiac complications of anesthesia during labor and delivery** M

O74.3 **Central nervous system complications of anesthesia during labor and delivery** M

O74.4 **Toxic reaction to local anesthesia during labor and delivery** M

O74.5 **Spinal and epidural anesthesia-induced headache during labor and delivery** M

O74.6 **Other complications of spinal and epidural anesthesia during labor and delivery** M

O74.7 **Failed or difficult intubation for anesthesia during labor and delivery** M

O74.8 **Other complications of anesthesia during labor and delivery** M

O74.9 **Complication of anesthesia during labor and delivery, unspecified** M

4th O75 **Other complications of labor and delivery, not elsewhere classified**

Excludes *puerperal (postpartum) infection (O86.-)*

puerperal (postpartum) sepsis (O85)

O75.0 **Maternal distress during labor and delivery** M

O75.1 **Shock during or following labor and delivery** M MCC CC/MCC Ex0

Obstetric shock following labor and delivery

O75.2 **Pyrexia during labor, not elsewhere classified** M CC CC/MCC Ex0

O75.3 **Other infection during labor** M MCC CC/MCC Ex0

AHA: Q1 2025

Sepsis during labor

Use additional code (B95-B97), to identify infectious agent

O75.4 **Other complications of obstetric surgery and procedures** M CC/MCC Ex0

AHA: Q1 2025

Cardiac arrest following obstetric surgery or procedures

Cardiac failure following obstetric surgery or procedures

Cerebral anoxia following obstetric surgery or procedures

Pulmonary edema following obstetric surgery or procedures

Use additional code to identify specific complication

Excludes *complications of anesthesia during labor and delivery (O74.-)*

disruption of obstetrical (surgical) wound (O90.0-O90.1)

hematoma of obstetrical (surgical) wound (O90.2)

infection of obstetrical (surgical) wound (O86.0-)

O75.5 **Delayed delivery after artificial rupture of membranes** M

5th O75.8 Other specified complications of labor and delivery

O75.81 Maternal exhaustion complicating labor and delivery M CC/MCC Ex6

O75.82 Onset (spontaneous) of labor after 37 completed weeks of gestation but before 39 completed weeks gestation, with delivery by (planned) cesarean section M

AHA: Q2 2022

Delivery by (planned) cesarean section occurring after 37 completed weeks of gestation but before 39 completed weeks gestation due to (spontaneous) onset of labor

Code first to specify reason for planned cesarean section such as:

cephalopelvic disproportion (normally formed fetus) (O33.9)

previous cesarean delivery (O34.21-)

O75.89 Other specified complications of labor and delivery M CC/MCC Ex6

O75.9 Complication of labor and delivery, unspecified M CC/MCC Ex6

O76 Abnormality in fetal heart rate and rhythm complicating labor and delivery M CC/MCC Ex6

Depressed fetal heart rate tones complicating labor and delivery

Fetal bradycardia complicating labor and delivery

Fetal heart rate decelerations complicating labor and delivery

Fetal heart rate irregularity complicating labor and delivery

Fetal heart rate abnormal variability complicating labor and delivery

Fetal tachycardia complicating labor and delivery

Non-reassuring fetal heart rate or rhythm complicating labor and delivery

EXCLUDES1 *fetal stress NOS (O77.9)*

labor and delivery complicated by electrocardiographic evidence of fetal stress (O77.8)

labor and delivery complicated by ultrasonic evidence of fetal stress (O77.8)

EXCLUDES2 *fetal metabolic acidemia (O68)*

other fetal stress (O77.0-O77.1)

4th O77 Other fetal stress complicating labor and delivery

O77.0 Labor and delivery complicated by meconium in amniotic fluid M

AHA: Q2 2022

O77.1 Fetal stress in labor or delivery due to drug administration M

O77.8 Labor and delivery complicated by other evidence of fetal stress M

Labor and delivery complicated by electrocardiographic evidence of fetal stress

Labor and delivery complicated by ultrasonic evidence of fetal stress

EXCLUDES1 *abnormality of fetal acid-base balance (O68)*

abnormality in fetal heart rate or rhythm (O76)

fetal metabolic acidemia (O68)

O77.9 Labor and delivery complicated by fetal stress, unspecified M

EXCLUDES1 *abnormality of fetal acid-base balance (O68)*

abnormality in fetal heart rate or rhythm (O76)

fetal metabolic acidemia (O68)

Encounter for delivery (O80-O82)

O80 Encounter for full-term uncomplicated delivery M POA CC/MCC Excl

See Official Guidelines, "Supervision of High-Risk Pregnancy" I.C.15.b.2, "Normal Delivery, Code O80" I.C.15.n

DEFINITION: Full term is greater than 37 weeks.

AHA: Q4 2021, Q4 2019, Q4 2016

Delivery requiring minimal or no assistance, with or without episiotomy, without fetal manipulation [e.g., rotation version] or instrumentation [forceps] of a spontaneous, cephalic, vaginal, full-term, single, live-born infant. This code is for use as a single diagnosis code and is not to be used with any other code from chapter 15.

Use additional code to indicate outcome of delivery (Z37.0)

O82 Encounter for cesarean delivery without indication M

TIP: Used when documentation does not support medical necessity for cesarean (i.e., patient convenience).

Use additional code to indicate outcome of delivery (Z37.0)

Complications predominantly related to the puerperium (O85-O92)

EXCLUDES *mental and behavioral disorders associated with the puerperium (F53.-)*

obstetrical tetanus (A34)

puerperal osteomalacia (M83.0)

O85 **Puerperal sepsis** M MCC CC/MCC EXS

See Official Guidelines, "Puerperal sepsis" I.C.15.k

AHA: Q2 2022, Q4 2020, Q4 2018

Postpartum sepsis

Puerperal peritonitis

Puerperal pyemia

Use additional code (B95-B97), to identify infectious agent

Use additional code (R65.2-) to identify severe sepsis, if applicable

EXCLUDES *fever of unknown origin following delivery (O86.4)*

obstetric pyemic and septic embolism (O88.3-)

puerperal septic thrombophlebitis (O86.81)

EXCLUDES *genital tract infection following delivery (O86.1-)*

sepsis during labor (O75.3)

urinary tract infection following delivery (O86.2-)

4th O86 **Other puerperal infections**

See Official Guidelines, "Sepsis due to a postprocedural infection" I.C.1.d.5.b

Use additional code (B95-B97), to identify infectious agent

EXCLUDES *infection during labor (O75.3)*

obstetrical tetanus (A34)

5th O86.0 **Infection of obstetric surgical wound**

Infected cesarean delivery wound following delivery

Infected perineal repair following delivery

EXCLUDES *complications of procedures, not elsewhere classified (T81.4-)*

postprocedural fever NOS (R50.82)

postprocedural retroperitoneal abscess (K68.11)

O86.00 **Infection of obstetric surgical wound, unspecified** M

AHA: Q1 2024, Q4 2023, Q2 2019, Q4 2018

O86.01 **Infection of obstetric surgical wound, superficial incisional site** M

AHA: Q1 2024, Q4 2018

Subcutaneous abscess following an obstetrical procedure

Stitch abscess following an obstetrical procedure

O86.02 **Infection of obstetric surgical wound, deep incisional site** M

AHA: Q1 2024, Q4 2018

Intramuscular abscess following an obstetrical procedure

Sub-fascial abscess following an obstetrical procedure

O86.03 **Infection of obstetric surgical wound, organ and space site** M

AHA: Q1 2024, Q4 2023, Q2 2019, Q4 2018

Intraabdominal abscess following an obstetrical procedure

Subphrenic abscess following an obstetrical procedure

O86.04 **Sepsis following an obstetrical procedure** M MCC CC/MCC Ex0

AHA: Q1 2024, Q4 2023, Q2 2019, Q4 2018

Use additional code to identify the sepsis

O86.09 **Infection of obstetric surgical wound, other surgical site** M

AHA: Q1 2024, Q4 2018

5th O86.1 **Other infection of genital tract following delivery**

O86.11 **Cervicitis following delivery** M CC CC/MCC Ex0

O86.12 **Endometritis following delivery** M CC CC/MCC Ex0

O86.13 **Vaginitis following delivery** M CC CC/MCC Ex0

O86.19 **Other infection of genital tract following delivery** M CC CC/MCC Ex0

5th O86.2 **Urinary tract infection following delivery**

O86.20 **Urinary tract infection following delivery, unspecified** M CC CC/MCC Ex0

AHA: Q2 2022

Puerperal urinary tract infection NOS

O86.21 **Infection of kidney following delivery** M CC CC/MCC Ex0

O86.22 **Infection of bladder following delivery** M CC CC/MCC Ex0

Infection of urethra following delivery

O86.29 **Other urinary tract infection following delivery** M CC CC/MCC Ex0

O86.4 **Pyrexia of unknown origin following delivery** M CC CC/MCC Ex0

Puerperal infection NOS following delivery

Puerperal pyrexia NOS following delivery

Delivery *pyrexia during labor (O75.2)*

5th O86.8 Other specified puerperal infections

O86.81 Puerperal septic thrombophlebitis M MCC CC/MCC Ex0

O86.89 Other specified puerperal infections M MCC CC/MCC Ex0

4th O87 Venous complications and hemorrhoids in the puerperium

INCLUDES *venous complications in labor, delivery and the puerperium*

DEFINITION *obstetric embolism (O88.-)*

puerperal septic thrombophlebitis (O86.81)

venous complications in pregnancy (O22.-)

O87.0 Superficial thrombophlebitis in the puerperium M CC CC/MCC Ex0

Puerperal phlebitis NOS

Puerperal thrombosis NOS

Use additional code, if applicable, to identify the superficial vein thrombosis, such as thrombosis of superficial vessels of lower extremities (I80.0-)

O87.1 Deep phlebothrombosis in the puerperium M MCC CC/MCC Ex0

Deep vein thrombosis, postpartum

Pelvic thrombophlebitis, postpartum

Use additional code to identify the deep vein thrombosis (I82.4-, I82.5-, I82.62-, I82.72-)

Use additional code, if applicable, for associated long-term (current) use of anticoagulants (Z79.01)

O87.2 Hemorrhoids in the puerperium M CC CC/MCC Ex0

O87.3 Cerebral venous thrombosis in the puerperium M CC CC/MCC Ex0

Cerebrovenous sinus thrombosis in the puerperium

O87.4 Varicose veins of lower extremity in the puerperium M

O87.8 Other venous complications in the puerperium M CC CC/MCC Ex0

Genital varices in the puerperium

O87.9 Venous complication in the puerperium, unspecified M CC/MCC Ex0

Puerperal phlebopathy NOS

4th O88 **Obstetric embolism**

Excludes1 *embolism complicating abortion NOS (O03.2)*
embolism complicating ectopic or molar pregnancy (O08.2)
embolism complicating failed attempted abortion (O07.2)
embolism complicating induced abortion (O04.7)
embolism complicating spontaneous abortion (O03.2, O03.7)

5th O88.0 **Obstetric air embolism**

6th O88.01 **Obstetric air embolism in pregnancy**

O88.011 **Air embolism in pregnancy, first trimester** M MCC CC/MCC Ex0
O88.012 **Air embolism in pregnancy, second trimester** M MCC CC/MCC Ex0
O88.013 **Air embolism in pregnancy, third trimester** M MCC CC/MCC Ex0
O88.019 **Air embolism in pregnancy, unspecified trimester** M CC/MCC Ex0

O88.02 **Air embolism in childbirth** M MCC CC/MCC Ex0
O88.03 **Air embolism in the puerperium** M MCC CC/MCC Ex0

5th O88.1 **Amniotic fluid embolism**

Anaphylactoid syndrome in pregnancy

6th O88.11 **Amniotic fluid embolism in pregnancy**

O88.111 **Amniotic fluid embolism in pregnancy, first trimester** M MCC CC/MCC Ex0
O88.112 **Amniotic fluid embolism in pregnancy, second trimester** M MCC CC/MCC Ex0
O88.113 **Amniotic fluid embolism in pregnancy, third trimester** M MCC CC/MCC Ex0
O88.119 **Amniotic fluid embolism in pregnancy, unspecified trimester** M CC/MCC Ex0

O88.12 **Amniotic fluid embolism in childbirth** M MCC CC/MCC Ex0
O88.13 **Amniotic fluid embolism in the puerperium** M MCC CC/MCC Ex0

- O88.2 Obstetric thromboembolism
  - O88.21 Thromboembolism in pregnancy
    Obstetric (pulmonary) embolism NOS
    - O88.211 Thromboembolism in pregnancy, first trimester M MCC CC/MCC Exc
    - O88.212 Thromboembolism in pregnancy, second trimester M MCC CC/MCC Exc
    - O88.213 Thromboembolism in pregnancy, third trimester M MCC CC/MCC Exc
    - O88.219 Thromboembolism in pregnancy, unspecified trimester M CC/MCC Exc
  - O88.22 Thromboembolism in childbirth M MCC CC/MCC Exc
  - O88.23 Thromboembolism in the puerperium M MCC CC/MCC Exc
    Puerperal (pulmonary) embolism NOS
- O88.3 Obstetric pyemic and septic embolism
  - O88.31 Pyemic and septic embolism in pregnancy
    - O88.311 Pyemic and septic embolism in pregnancy, first trimester M MCC CC/MCC Exc
    - O88.312 Pyemic and septic embolism in pregnancy, second trimester M MCC CC/MCC Exc
    - O88.313 Pyemic and septic embolism in pregnancy, third trimester M MCC CC/MCC Exc
    - O88.319 Pyemic and septic embolism in pregnancy, unspecified trimester M CC CC/MCC Exc
  - O88.32 Pyemic and septic embolism in childbirth M MCC CC/MCC Exc
  - O88.33 Pyemic and septic embolism in the puerperium M MCC CC/MCC Exc
- O88.8 Other obstetric embolism
  Obstetric fat embolism
  - O88.81 Other embolism in pregnancy
    - O88.811 Other embolism in pregnancy, first trimester M MCC CC/MCC Exc
    - O88.812 Other embolism in pregnancy, second trimester M MCC CC/MCC Exc
    - O88.813 Other embolism in pregnancy, third trimester M MCC CC/MCC Exc
    - O88.819 Other embolism in pregnancy, unspecified trimester M CC/MCC Exc
  - O88.82 Other embolism in childbirth M MCC CC/MCC Exc
  - O88.83 Other embolism in the puerperium M MCC CC/MCC Exc

4th O89 **Complications of anesthesia during the puerperium**

INCLUDES *maternal complications arising from the administration of a general, regional or local anesthetic, analgesic or other sedation during the puerperium*

Use additional code, if applicable, to identify specific complication

5th O89.0 **Pulmonary complications of anesthesia during the puerperium**

O89.01 **Aspiration pneumonitis due to anesthesia during the puerperium** M

Inhalation of stomach contents or secretions NOS due to anesthesia during the puerperium

Mendelson's syndrome due to anesthesia during the puerperium

O89.09 **Other pulmonary complications of anesthesia during the puerperium** M

O89.1 **Cardiac complications of anesthesia during the puerperium** M

O89.2 **Central nervous system complications of anesthesia during the puerperium** M

O89.3 **Toxic reaction to local anesthesia during the puerperium** M

O89.4 **Spinal and epidural anesthesia-induced headache during the puerperium** M

O89.5 **Other complications of spinal and epidural anesthesia during the puerperium** M

O89.6 **Failed or difficult intubation for anesthesia during the puerperium** M

O89.8 **Other complications of anesthesia during the puerperium** M

O89.9 **Complication of anesthesia during the puerperium, unspecified** M

4th O90 **Complications of the puerperium, not elsewhere classified**

O90.0 **Disruption of cesarean delivery wound** M

Dehiscence of cesarean delivery wound

EXCLUDES1 *rupture of uterus (spontaneous) before onset of labor (O71.0-)*

rupture of uterus during labor (O71.1)

O90.1 **Disruption of perineal obstetric wound** M

Disruption of wound of episiotomy

Disruption of wound of perineal laceration

Secondary perineal tear

O90.2 **Hematoma of obstetric wound** M

O90.3 **Peripartum cardiomyopathy** M MCC CC/MCC Ex

See Official Guidelines, "Pregnancy associated cardiomyopathy" I.C.15.a.5

AHA: Q3 2022, Q4 2021

Conditions in I42.- arising during pregnancy and the puerperium

EXCLUDES1 *pre-existing heart disease complicating pregnancy and the puerperium (O99.4-)*

5th O90.4 **Postpartum acute kidney failure**

EXCLUDES1 ▶*anuria*◀ *and oliguria (R34)*

O90.41 **Hepatorenal syndrome following labor and delivery** M MCC CC/MCC Exc

O90.49 **Other postpartum acute kidney failure** M MCC CC/MCC Exc

Postpartum acute kidney failure

Puerperal anuria

Puerperal oliguria

O90.5 **Postpartum thyroiditis** M

O90.6 **Postpartum mood disturbance** M

Postpartum blues

Postpartum dysphoria

Postpartum sadness

EXCLUDES1 *postpartum depression (F53.0)*

puerperal psychosis (F53.1)

5th O90.8 **Other complications of the puerperium, not elsewhere classified**

O90.81 **Anemia of the puerperium** M

Postpartum anemia NOS

EXCLUDES1 *pre-existing anemia complicating the puerperium (O99.03)*

O90.89 **Other complications of the puerperium, not elsewhere classified** M CC/MCC Exc

Placental polyp

O90.9 **Complication of the puerperium, unspecified** M

4th O91 **Infections of breast associated with pregnancy, the puerperium and lactation**

Use additional code to identify infection

5th O91.0 **Infection of nipple associated with pregnancy, the puerperium and lactation**

6th O91.01 **Infection of nipple associated with pregnancy**

Gestational abscess of nipple

O91.011 **Infection of nipple associated with pregnancy, first trimester** M

O91.012 **Infection of nipple associated with pregnancy, second trimester** M

O91.013 **Infection of nipple associated with pregnancy, third trimester** M

O91.019 **Infection of nipple associated with pregnancy, unspecified trimester** M

O91.02 **Infection of nipple associated with the puerperium** M

Puerperal abscess of nipple

O91.03 **Infection of nipple associated with lactation** M

Abscess of nipple associated with lactation

5th O91.1 Abscess of breast associated with pregnancy, the puerperium and lactation

6th O91.11 Abscess of breast associated with pregnancy

Gestational mammary abscess
Gestational purulent mastitis
Gestational subareolar abscess

O91.111 Abscess of breast associated with pregnancy, first trimester M
O91.112 Abscess of breast associated with pregnancy, second trimester M
O91.113 Abscess of breast associated with pregnancy, third trimester M
O91.119 Abscess of breast associated with pregnancy, unspecified trimester M

O91.12 Abscess of breast associated with the puerperium M

Puerperal mammary abscess
Puerperal purulent mastitis
Puerperal subareolar abscess

O91.13 Abscess of breast associated with lactation M

Mammary abscess associated with lactation
Purulent mastitis associated with lactation
Subareolar abscess associated with lactation

5th O91.2 Nonpurulent mastitis associated with pregnancy, the puerperium and lactation

6th O91.21 Nonpurulent mastitis associated with pregnancy

Gestational interstitial mastitis
Gestational lymphangitis of breast
Gestational mastitis NOS
Gestational parenchymatous mastitis

O91.211 Nonpurulent mastitis associated with pregnancy, first trimester M
O91.212 Nonpurulent mastitis associated with pregnancy, second trimester M
O91.213 Nonpurulent mastitis associated with pregnancy, third trimester M
O91.219 Nonpurulent mastitis associated with pregnancy, unspecified trimester M

O91.22 Nonpurulent mastitis associated with the puerperium M

Puerperal interstitial mastitis
Puerperal lymphangitis of breast
Puerperal mastitis NOS
Puerperal parenchymatous mastitis

O91.23 **Nonpurulent mastitis associated with lactation** M

Interstitial mastitis associated with lactation

Lymphangitis of breast associated with lactation

Mastitis NOS associated with lactation

Parenchymatous mastitis associated with lactation

4th O92 **Other disorders of breast and disorders of lactation associated with pregnancy and the puerperium**

5th O92.0 **Retracted nipple associated with pregnancy, the puerperium, and lactation**

6th O92.01 **Retracted nipple associated with pregnancy**

O92.011 **Retracted nipple associated with pregnancy, first trimester** M

O92.012 **Retracted nipple associated with pregnancy, second trimester** M

O92.013 **Retracted nipple associated with pregnancy, third trimester** M

O92.019 **Retracted nipple associated with pregnancy, unspecified trimester** M

O92.02 **Retracted nipple associated with the puerperium** M

O92.03 **Retracted nipple associated with lactation** M

5th O92.1 **Cracked nipple associated with pregnancy, the puerperium, and lactation**

Fissure of nipple, gestational or puerperal

6th O92.11 **Cracked nipple associated with pregnancy**

O92.111 **Cracked nipple associated with pregnancy, first trimester** M

O92.112 **Cracked nipple associated with pregnancy, second trimester** M

O92.113 **Cracked nipple associated with pregnancy, third trimester** M

O92.119 **Cracked nipple associated with pregnancy, unspecified trimester** M

O92.12 **Cracked nipple associated with the puerperium** M

O92.13 **Cracked nipple associated with lactation** M

5th O92.2 Other and unspecified disorders of breast associated with pregnancy and the puerperium

O92.20 Unspecified disorder of breast associated with pregnancy and the puerperium M

O92.29 Other disorders of breast associated with pregnancy and the puerperium M

O92.3 Agalactia M

DEFINITION: Failure of secretion of milk.

Primary agalactia

EXCLUDES *Elective agalactia (O92.5)*

Secondary agalactia (O92.5)

Therapeutic agalactia (O92.5)

O92.4 Hypogalactia M

O92.5 Suppressed lactation M

Elective agalactia

Secondary agalactia

Therapeutic agalactia

EXCLUDES *primary agalactia (O92.3)*

O92.6 Galactorrhea M

5th O92.7 Other and unspecified disorders of lactation

O92.70 Unspecified disorders of lactation M

O92.79 Other disorders of lactation M

Puerperal galactocele

Other obstetric conditions, not elsewhere classified (O94-O9A)

O94 **Sequelae of complication of pregnancy, childbirth, and the puerperium** M POA PDxIn

See Official Guidelines, "Code O94, Sequelae of complication of pregnancy, childbirth, and the puerperium" I.C.15.p

AHA: Q3 2022, Q4 2021

NOTES This category is to be used to indicate conditions in O00-O77.-, O85-O94 and O98-O9A.- as the cause of late effects. The sequelae include conditions specified as such, or as late effects, which may occur at any time after the puerperium

Code first condition resulting from (sequela) of complication of pregnancy, childbirth, and the puerperium

4th O98 **Maternal infectious and parasitic diseases classifiable elsewhere but complicating pregnancy, childbirth and the puerperium**

INCLUDES *the listed conditions when complicating the pregnant state, when aggravated by the pregnancy, or as a reason for obstetric care*

Use additional code (Chapter 1), to identify specific infectious or parasitic disease

Excludes *herpes gestationis (O26.4-)*

infectious carrier state (O99.82-, O99.83-)

obstetrical tetanus (A34)

puerperal infection (O86.-)

puerperal sepsis (O85)

when the reason for maternal care is that the disease is known or suspected to have affected the fetus (O35-O36)

5th O98.0 **Tuberculosis complicating pregnancy, childbirth and the puerperium**

Conditions in A15-A19

6th O98.01 **Tuberculosis complicating pregnancy**

O98.011 **Tuberculosis complicating pregnancy, first trimester** M CC CC/MCC Ex0

O98.012 **Tuberculosis complicating pregnancy, second trimester** M CC CC/MCC Ex0

O98.013 **Tuberculosis complicating pregnancy, third trimester** M CC CC/MCC Ex0

O98.019 **Tuberculosis complicating pregnancy, unspecified trimester** M CC/MCC Ex0

O98.02 **Tuberculosis complicating childbirth** M CC CC/MCC Ex0

O98.03 **Tuberculosis complicating the puerperium** M CC CC/MCC Ex0

5th O98.1 Syphilis complicating pregnancy, childbirth and the puerperium

Conditions in A50-A53

6th O98.11 Syphilis complicating pregnancy

O98.111 Syphilis complicating pregnancy, first trimester M CC CC/MCC Ex0

O98.112 Syphilis complicating pregnancy, second trimester M CC CC/MCC Ex0

O98.113 Syphilis complicating pregnancy, third trimester M CC CC/MCC Ex0

O98.119 Syphilis complicating pregnancy, unspecified trimester M CC/MCC Ex0

O98.12 Syphilis complicating childbirth M CC CC/MCC Ex0

O98.13 Syphilis complicating the puerperium M CC CC/MCC Ex0

5th O98.2 Gonorrhea complicating pregnancy, childbirth and the puerperium

Conditions in A54.-

6th O98.21 Gonorrhea complicating pregnancy

O98.211 Gonorrhea complicating pregnancy, first trimester M CC CC/MCC Ex0

O98.212 Gonorrhea complicating pregnancy, second trimester M CC CC/MCC Ex0

O98.213 Gonorrhea complicating pregnancy, third trimester M CC CC/MCC Ex0

O98.219 Gonorrhea complicating pregnancy, unspecified trimester M CC/MCC Ex0

O98.22 Gonorrhea complicating childbirth M CC CC/MCC Ex0

O98.23 Gonorrhea complicating the puerperium M CC CC/MCC Ex0

5th O98.3 Other infections with a predominantly sexual mode of transmission complicating pregnancy, childbirth and the puerperium

Conditions in A55-A64

6th O98.31 Other infections with a predominantly sexual mode of transmission complicating pregnancy

O98.311 Other infections with a predominantly sexual mode of transmission complicating pregnancy, first trimester M CC CC/MCC Ex0

O98.312 Other infections with a predominantly sexual mode of transmission complicating pregnancy, second trimester M CC CC/MCC Ex0

O98.313 Other infections with a predominantly sexual mode of transmission complicating pregnancy, third trimester M CC CC/MCC Ex0

O98.319 Other infections with a predominantly sexual mode of transmission complicating pregnancy, unspecified trimester M CC/MCC Ex0

O98.32 Other infections with a predominantly sexual mode of transmission complicating childbirth M CC CC/MCC Ex0

AHA: Q1 2020

O98.33 Other infections with a predominantly sexual mode of transmission complicating the puerperium M CC CC/MCC Ex0

5th O98.4 Viral hepatitis complicating pregnancy, childbirth and the puerperium

Conditions in B15-B19

6th O98.41 Viral hepatitis complicating pregnancy

O98.411 Viral hepatitis complicating pregnancy, first trimester M CC CC/MCC Ex0

O98.412 Viral hepatitis complicating pregnancy, second trimester M CC CC/MCC Ex0

O98.413 Viral hepatitis complicating pregnancy, third trimester M CC CC/MCC Ex0

O98.419 Viral hepatitis complicating pregnancy, unspecified trimester M CC/MCC Ex0

O98.42 Viral hepatitis complicating childbirth M CC CC/MCC Ex0

O98.43 Viral hepatitis complicating the puerperium M CC CC/MCC Ex0

5th O98.5 Other viral diseases complicating pregnancy, childbirth and the puerperium

See Official Guidelines, "COVID-19 Infection in Pregnancy, Childbirth, and the Puerperium" I.C.15.s

Conditions in A80-B09, B25-B34, R87.81-, R87.82-

EXCLUDES1 *human immunodeficiency virus [HIV] disease complicating pregnancy, childbirth and the puerperium (O98.7-)*

6th O98.51 Other viral diseases complicating pregnancy

O98.511 Other viral diseases complicating pregnancy, first trimester M CC CC/MCC Ex0

O98.512 Other viral diseases complicating pregnancy, second trimester M CC CC/MCC Ex0

AHA: Q4 2016

O98.513 Other viral diseases complicating pregnancy, third trimester M CC CC/MCC Ex0

AHA: Q4 2016

O98.519 Other viral diseases complicating pregnancy, unspecified trimester M CC/MCC Ex0

O98.52 Other viral diseases complicating childbirth M CC CC/MCC Ex0

O98.53 Other viral diseases complicating the puerperium M CC CC/MCC Ex0

5th O98.6 Protozoal diseases complicating pregnancy, childbirth and the puerperium

Conditions in B50-B64

6th O98.61 Protozoal diseases complicating pregnancy

O98.611 Protozoal diseases complicating pregnancy, first trimester M CC CC/MCC Ex0

O98.612 Protozoal diseases complicating pregnancy, second trimester M CC CC/MCC Ex0

O98.613 Protozoal diseases complicating pregnancy, third trimester M CC CC/MCC Ex0

O98.619 Protozoal diseases complicating pregnancy, unspecified trimester M CC/MCC Ex0

O98.62 Protozoal diseases complicating childbirth M CC CC/MCC Ex0

O98.63 Protozoal diseases complicating the puerperium M CC CC/MCC Ex0

5th O98.7 Human immunodeficiency virus [HIV] disease complicating pregnancy, childbirth and the puerperium

See Official Guidelines, "HIV Infection in Pregnancy, Childbirth and the Puerperium" I.C.1.a.2.h, "HIV Infection in Pregnancy, Childbirth and the Puerperium" I.C.15.f

Use additional code to identify the type of HIV disease:

Acquired immune deficiency syndrome (AIDS) (B20)

Asymptomatic HIV status (Z21)

HIV positive NOS (Z21)

Symptomatic HIV disease (B20)

6th O98.71 Human immunodeficiency virus [HIV] disease complicating pregnancy

O98.711 Human immunodeficiency virus [HIV] disease complicating pregnancy, first trimester M CC CC/MCC Ex0

O98.712 Human immunodeficiency virus [HIV] disease complicating pregnancy, second trimester M CC CC/MCC Ex0

O98.713 Human immunodeficiency virus [HIV] disease complicating pregnancy, third trimester M CC CC/MCC Ex0

O98.719 Human immunodeficiency virus [HIV] disease complicating pregnancy, unspecified trimester M CC/MCC Ex0

O98.72 Human immunodeficiency virus [HIV] disease complicating childbirth M CC CC/MCC Ex0

O98.73 Human immunodeficiency virus [HIV] disease complicating the puerperium M CC CC/MCC Ex0

5th O98.8 Other maternal infectious and parasitic diseases complicating pregnancy, childbirth and the puerperium

6th O98.81 Other maternal infectious and parasitic diseases complicating pregnancy

O98.811 Other maternal infectious and parasitic diseases complicating pregnancy, first trimester M CC CC/MCC Ex0

O98.812 Other maternal infectious and parasitic diseases complicating pregnancy, second trimester M CC CC/MCC Ex0

O98.813 Other maternal infectious and parasitic diseases complicating pregnancy, third trimester M CC CC/MCC Ex0

O98.819 Other maternal infectious and parasitic diseases complicating pregnancy, unspecified trimester M CC/MCC Ex0

O98.82 Other maternal infectious and parasitic diseases complicating childbirth M CC CC/MCC Ex0

AHA: Q1 2020

O98.83 Other maternal infectious and parasitic diseases complicating the puerperium M CC CC/MCC Ex0

AHA: Q2 2022

5th O98.9 Unspecified maternal infectious and parasitic disease complicating pregnancy, childbirth and the puerperium

6th O98.91 Unspecified maternal infectious and parasitic disease complicating pregnancy

O98.911 Unspecified maternal infectious and parasitic disease complicating pregnancy, first trimester M CC CC/MCC Ex0

O98.912 Unspecified maternal infectious and parasitic disease complicating pregnancy, second trimester M CC CC/MCC Ex0

O98.913 Unspecified maternal infectious and parasitic disease complicating pregnancy, third trimester M CC CC/MCC Ex0

O98.919 Unspecified maternal infectious and parasitic disease complicating pregnancy, unspecified trimester M CC/MCC Ex0

O98.92 Unspecified maternal infectious and parasitic disease complicating childbirth M CC CC/MCC Ex0

O98.93 Unspecified maternal infectious and parasitic disease complicating the puerperium M CC CC/MCC Ex0

4th O99 Other maternal diseases classifiable elsewhere but complicating pregnancy, childbirth and the puerperium

INCLUDES *conditions which complicate the pregnant state, are aggravated by the pregnancy or are a main reason for obstetric care*

Use additional code to identify specific condition

EXCLUDES1 *when the reason for maternal care is that the condition is known or suspected to have affected the fetus (O35-O36)*

5th O99.0 Anemia complicating pregnancy, childbirth and the puerperium

Conditions in D50-D64

EXCLUDES1 *anemia arising in the puerperium (O90.81)*

postpartum anemia NOS (O90.81)

6th O99.01 Anemia complicating pregnancy

O99.011 Anemia complicating pregnancy, first trimester M

O99.012 Anemia complicating pregnancy, second trimester M

O99.013 Anemia complicating pregnancy, third trimester M

O99.019 Anemia complicating pregnancy, unspecified trimester M

O99.02 Anemia complicating childbirth M

O99.03 Anemia complicating the puerperium M

EXCLUDES1 *postpartum anemia not pre-existing prior to delivery (O90.81)*

5th O99.1 Other diseases of the blood and blood-forming organs and certain disorders involving the immune mechanism complicating pregnancy, childbirth and the puerperium

Conditions in D65-D89

EXCLUDES1 *hemorrhage with coagulation defects (O45.-, O46.0-, O67.0, O72.3)*

6th O99.11 Other diseases of the blood and blood-forming organs and certain disorders involving the immune mechanism complicating pregnancy

O99.111 Other diseases of the blood and blood-forming organs and certain disorders involving the immune mechanism complicating pregnancy, first trimester M CC CC/MCC Exc

O99.112 Other diseases of the blood and blood-forming organs and certain disorders involving the immune mechanism complicating pregnancy, second trimester M CC CC/MCC Exc

O99.113 Other diseases of the blood and blood-forming organs and certain disorders involving the immune mechanism complicating pregnancy, third trimester M CC CC/MCC Exc

O99.119 Other diseases of the blood and blood-forming organs and certain disorders involving the immune mechanism complicating pregnancy, unspecified trimester M CC CC/MCC Exc

O99.12 Other diseases of the blood and blood-forming organs and certain disorders involving the immune mechanism complicating childbirth M CC CC/MCC Exc

O99.13 Other diseases of the blood and blood-forming organs and certain disorders involving the immune mechanism complicating the puerperium M CC CC/MCC Exc

5th O99.2 Endocrine, nutritional and metabolic diseases complicating pregnancy, childbirth and the puerperium

Conditions in E00-E89

Excludes2 *diabetes mellitus (O24.-)*

malnutrition (O25.-)

postpartum thyroiditis (O90.5)

6th O99.21 Obesity complicating pregnancy, childbirth, and the puerperium

Use additional code to identify the type of obesity (E66.-)

O99.210 Obesity complicating pregnancy, unspecified trimester M CC/MCC Ex0

O99.211 Obesity complicating pregnancy, first trimester M CC/MCC Ex0

O99.212 Obesity complicating pregnancy, second trimester M CC/MCC Ex0

O99.213 Obesity complicating pregnancy, third trimester M CC/MCC Ex0

O99.214 Obesity complicating childbirth M CC/MCC Ex0

AHA: Q2 2021, Q4 2018

O99.215 Obesity complicating the puerperium M CC/MCC Ex0

6th O99.28 Other endocrine, nutritional and metabolic diseases complicating pregnancy, childbirth and the puerperium

O99.280 Endocrine, nutritional and metabolic diseases complicating pregnancy, unspecified trimester M CC/MCC Ex0

O99.281 Endocrine, nutritional and metabolic diseases complicating pregnancy, first trimester M CC/MCC Ex0

O99.282 Endocrine, nutritional and metabolic diseases complicating pregnancy, second trimester M CC/MCC Ex0

O99.283 Endocrine, nutritional and metabolic diseases complicating pregnancy, third trimester M CC/MCC Ex0

O99.284 Endocrine, nutritional and metabolic diseases complicating childbirth M CC/MCC Ex0

AHA: Q1 2021

O99.285 Endocrine, nutritional and metabolic diseases complicating the puerperium M CC/MCC Ex0

5th O99.3 Mental disorders and diseases of the nervous system complicating pregnancy, childbirth and the puerperium

6th O99.31 Alcohol use complicating pregnancy, childbirth, and the puerperium

See Official Guidelines, "Alcohol use during pregnancy, childbirth and the puerperium" I.C.15.l.1

Use additional code(s) from F10 to identify manifestations of the alcohol use

O99.310 Alcohol use complicating pregnancy, unspecified trimester M

O99.311 Alcohol use complicating pregnancy, first trimester M

O99.312 Alcohol use complicating pregnancy, second trimester M

O99.313 Alcohol use complicating pregnancy, third trimester M

O99.314 Alcohol use complicating childbirth M

O99.315 Alcohol use complicating the puerperium M

O99.32 **Drug use complicating pregnancy, childbirth, and the puerperium**

See Official Guidelines, "Drug use during pregnancy, childbirth and the puerperium" I.C.15.l.3

Use additional code(s) from F11-F16 and F18-F19 to identify manifestations of the drug use

O99.320 **Drug use complicating pregnancy, unspecified trimester** M CC/MCC Exc

AHA: Q2 2018

O99.321 **Drug use complicating pregnancy, first trimester** M CC CC/MCC Exc

AHA: Q2 2018

O99.322 **Drug use complicating pregnancy, second trimester** M CC CC/MCC Exc

AHA: Q2 2018

O99.323 **Drug use complicating pregnancy, third trimester** M CC CC/MCC Exc

AHA: Q2 2018

O99.324 **Drug use complicating childbirth** M CC CC/MCC Exc

AHA: Q2 2018

O99.325 **Drug use complicating the puerperium** M CC CC/MCC Exc

AHA: Q2 2018

O99.33 **Tobacco use disorder complicating pregnancy, childbirth, and the puerperium**

See Official Guidelines, "Tobacco use during pregnancy, childbirth and the puerperium" I.C.15.l.2

Smoking complicating pregnancy, childbirth, and the puerperium

Use additional code from category F17 to identify type of tobacco nicotine dependence

O99.330 **Smoking (tobacco) complicating pregnancy, unspecified trimester** M CC/MCC Exc

O99.331 **Smoking (tobacco) complicating pregnancy, first trimester** M CC/MCC Exc

O99.332 **Smoking (tobacco) complicating pregnancy, second trimester** M CC/MCC Exc

O99.333 **Smoking (tobacco) complicating pregnancy, third trimester** M CC/MCC Exc

O99.334 **Smoking (tobacco) complicating childbirth** M CC/MCC Exc

O99.335 **Smoking (tobacco) complicating the puerperium** M CC/MCC Exc

6th O99.34 Other mental disorders complicating pregnancy, childbirth, and the puerperium

Conditions in F01-F09, F20-F52 and F54-F99

EXCLUDES *postpartum mood disturbance (O90.6)*

postnatal psychosis (F53.1)

puerperal psychosis (F53.1)

O99.340 Other mental disorders complicating pregnancy, unspecified trimester M

O99.341 Other mental disorders complicating pregnancy, first trimester M

O99.342 Other mental disorders complicating pregnancy, second trimester M

O99.343 Other mental disorders complicating pregnancy, third trimester M

O99.344 Other mental disorders complicating childbirth M

O99.345 Other mental disorders complicating the puerperium M

AHA: Q4 2018

6th O99.35 Diseases of the nervous system complicating pregnancy, childbirth, and the puerperium

Conditions in G00-G99

EXCLUDES *pregnancy related peripheral neuritis (O26.8-)*

O99.350 Diseases of the nervous system complicating pregnancy, unspecified trimester M CC/MCC Ex0

O99.351 Diseases of the nervous system complicating pregnancy, first trimester M CC/MCC Ex0

O99.352 Diseases of the nervous system complicating pregnancy, second trimester M CC/MCC Ex0

O99.353 Diseases of the nervous system complicating pregnancy, third trimester M CC/MCC Ex0

O99.354 Diseases of the nervous system complicating childbirth M CC CC/MCC Ex0

O99.355 Diseases of the nervous system complicating the puerperium M CC CC/MCC Ex0

5th O99.4 Diseases of the circulatory system complicating pregnancy, childbirth and the puerperium

Conditions in I00-I99

EXCLUDES1 *peripartum cardiomyopathy (O90.3)*

EXCLUDES2 *hypertensive disorders (O10-O16)*

obstetric embolism (O88.-)

venous complications and cerebrovenous sinus thrombosis in labor, childbirth and the puerperium (O87.-)

venous complications and cerebrovenous sinus thrombosis in pregnancy (O22.-)

6th O99.41 Diseases of the circulatory system complicating pregnancy
- O99.411 Diseases of the circulatory system complicating pregnancy, first trimester M CC CC/MCC Ex6
- O99.412 Diseases of the circulatory system complicating pregnancy, second trimester M CC CC/MCC Ex6
- O99.413 Diseases of the circulatory system complicating pregnancy, third trimester M CC CC/MCC Ex6
- O99.419 Diseases of the circulatory system complicating pregnancy, unspecified trimester M CC/MCC Ex6

O99.42 Diseases of the circulatory system complicating childbirth M MCC CC/MCC Ex6

O99.43 Diseases of the circulatory system complicating the puerperium M CC CC/MCC Ex6

5th O99.5 Diseases of the respiratory system complicating pregnancy, childbirth and the puerperium

Conditions in J00-J99

6th O99.51 Diseases of the respiratory system complicating pregnancy
- O99.511 Diseases of the respiratory system complicating pregnancy, first trimester M CC/MCC Ex6
- O99.512 Diseases of the respiratory system complicating pregnancy, second trimester M CC/MCC Ex6
- O99.513 Diseases of the respiratory system complicating pregnancy, third trimester M CC/MCC Ex6
- O99.519 Diseases of the respiratory system complicating pregnancy, unspecified trimester M CC/MCC Ex6

O99.52 Diseases of the respiratory system complicating childbirth M CC/MCC Ex6

O99.53 Diseases of the respiratory system complicating the puerperium M CC/MCC Ex6

5th O99.6 Diseases of the digestive system complicating pregnancy, childbirth and the puerperium

Conditions in K00-K93

Excludes2 *hemorrhoids in pregnancy (O22.4-)*

liver and biliary tract disorders in pregnancy, childbirth and the puerperium (O26.6-)

6th O99.61 Diseases of the digestive system complicating pregnancy
- O99.611 Diseases of the digestive system complicating pregnancy, first trimester M CC/MCC Ex6
- O99.612 Diseases of the digestive system complicating pregnancy, second trimester M CC/MCC Ex6
- O99.613 Diseases of the digestive system complicating pregnancy, third trimester M CC/MCC Ex6
- O99.619 Diseases of the digestive system complicating pregnancy, unspecified trimester M CC/MCC Ex6

O99.62 Diseases of the digestive system complicating childbirth M CC/MCC Ex6

O99.63 Diseases of the digestive system complicating the puerperium M CC/MCC Ex6

5th O99.7 **Diseases of the skin and subcutaneous tissue complicating pregnancy, childbirth and the puerperium**

Conditions in L00-L99

Excludes1 *herpes gestationis (O26.4)*

pruritic urticarial papules and plaques of pregnancy (PUPPP) (O26.86)

6th O99.71 **Diseases of the skin and subcutaneous tissue complicating pregnancy**

O99.711 **Diseases of the skin and subcutaneous tissue complicating pregnancy, first trimester** M CC/MCC Ex0

O99.712 **Diseases of the skin and subcutaneous tissue complicating pregnancy, second trimester** M CC/MCC Ex0

O99.713 **Diseases of the skin and subcutaneous tissue complicating pregnancy, third trimester** M CC/MCC Ex0

O99.719 **Diseases of the skin and subcutaneous tissue complicating pregnancy, unspecified trimester** M CC/MCC Ex0

O99.72 **Diseases of the skin and subcutaneous tissue complicating childbirth** M CC/MCC Ex0

O99.73 **Diseases of the skin and subcutaneous tissue complicating the puerperium** M CC/MCC Ex0

5th O99.8 **Other specified diseases and conditions complicating pregnancy, childbirth and the puerperium**

Conditions in D00-D48, H00-H95, M00-N99, and Q00-Q99

Use additional code to identify condition

Excludes1 *genitourinary infections in pregnancy (O23.-)*

infection of genitourinary tract following delivery (O86.1-O86.4)

malignant neoplasm complicating pregnancy, childbirth and the puerperium (O9A.1-)

maternal care for known or suspected abnormality of maternal pelvic organs (O34.-)

postpartum acute kidney failure (O90.49)

traumatic injuries in pregnancy (O9A.2-)

6th O99.81 **Abnormal glucose complicating pregnancy, childbirth and the puerperium**

See Official Guidelines, "Gestational (pregnancy induced) diabetes" I.C.15.i

Excludes1 *gestational diabetes (O24.4-)*

O99.810 **Abnormal glucose complicating pregnancy** M

O99.814 **Abnormal glucose complicating childbirth** M

O99.815 **Abnormal glucose complicating the puerperium** M

6th O99.82 Streptococcus B carrier state complicating pregnancy, childbirth and the puerperium

Excludes1 *Carrier of streptococcus group B (GBS) in a nonpregnant woman (Z22.330)*

O99.820 Streptococcus B carrier state complicating pregnancy M PDxIn

O99.824 Streptococcus B carrier state complicating childbirth M CC/MCC Ex6

AHA: Q2 2019

O99.825 Streptococcus B carrier state complicating the puerperium M PDxIn

6th O99.83 Other infection carrier state complicating pregnancy, childbirth and the puerperium

Use additional code to identify the carrier state (Z22.-)

O99.830 Other infection carrier state complicating pregnancy M CC CC/MCC Ex6

O99.834 Other infection carrier state complicating childbirth M CC CC/MCC Ex6

O99.835 Other infection carrier state complicating the puerperium M CC CC/MCC Ex6

6th O99.84 Bariatric surgery status complicating pregnancy, childbirth and the puerperium

Gastric banding status complicating pregnancy, childbirth and the puerperium

Gastric bypass status for obesity complicating pregnancy, childbirth and the puerperium

Obesity surgery status complicating pregnancy, childbirth and the puerperium

O99.840 Bariatric surgery status complicating pregnancy, unspecified trimester M CC/MCC Ex6

O99.841 Bariatric surgery status complicating pregnancy, first trimester M CC/MCC Ex6

O99.842 Bariatric surgery status complicating pregnancy, second trimester M CC/MCC Ex6

O99.843 Bariatric surgery status complicating pregnancy, third trimester M CC/MCC Ex6

O99.844 Bariatric surgery status complicating childbirth M CC/MCC Ex6

O99.845 Bariatric surgery status complicating the puerperium M CC/MCC Ex6

6th O99.89 Other specified diseases and conditions complicating pregnancy, childbirth and the puerperium

O99.891 Other specified diseases and conditions complicating pregnancy M

AHA: Q4 2020

O99.892 Other specified diseases and conditions complicating childbirth M

AHA: Q3 2023, Q4 2020

O99.893 Other specified diseases and conditions complicating puerperium M

AHA: Q4 2020

4th O9A **Maternal malignant neoplasms, traumatic injuries and abuse classifiable elsewhere but complicating pregnancy, childbirth and the puerperium**

5th O9A.1 **Malignant neoplasm complicating pregnancy, childbirth and the puerperium**

See Official Guidelines, "Malignant neoplasm in a pregnant patient" I.C.2.l.3

Conditions in C00-C96

Use additional code to identify neoplasm

EXCLUDES *maternal care for benign tumor of corpus uteri (O34.1-)*

maternal care for benign tumor of cervix (O34.4-)

6th O9A.11 **Malignant neoplasm complicating pregnancy**

O9A.111 **Malignant neoplasm complicating pregnancy, first trimester** M CC/MCC Ex0

O9A.112 **Malignant neoplasm complicating pregnancy, second trimester** M CC/MCC Ex0

O9A.113 **Malignant neoplasm complicating pregnancy, third trimester** M CC/MCC Ex0

O9A.119 **Malignant neoplasm complicating pregnancy, unspecified trimester** M CC/MCC Ex0

O9A.12 **Malignant neoplasm complicating childbirth** M CC/MCC Ex0

O9A.13 **Malignant neoplasm complicating the puerperium** M CC/MCC Ex0

AHA: Q3 2015

5th O9A.2 **Injury, poisoning and certain other consequences of external causes complicating pregnancy, childbirth and the puerperium**

See Official Guidelines, "Poisoning, toxic effects, adverse effects and underdosing in a pregnant patient" I.C.15.m

Conditions in S00-T88, except T74 and T76

Use additional code(s) to identify the injury or poisoning

EXCLUDES *physical, sexual and psychological abuse complicating pregnancy, childbirth and the puerperium (O9A.3-, O9A.4-, O9A.5-)*

6th O9A.21 **Injury, poisoning and certain other consequences of external causes complicating pregnancy**

O9A.211 **Injury, poisoning and certain other consequences of external causes complicating pregnancy, first trimester** M CC/MCC Ex0

O9A.212 **Injury, poisoning and certain other consequences of external causes complicating pregnancy, second trimester** M CC/MCC Ex0

O9A.213 **Injury, poisoning and certain other consequences of external causes complicating pregnancy, third trimester** M CC/MCC Ex0

O9A.219 **Injury, poisoning and certain other consequences of external causes complicating pregnancy, unspecified trimester** M CC/MCC Ex0

O9A.22 **Injury, poisoning and certain other consequences of external causes complicating childbirth** M CC/MCC Ex0

O9A.23 **Injury, poisoning and certain other consequences of external causes complicating the puerperium** M CC/MCC Ex0

5th O9A.3 Physical abuse complicating pregnancy, childbirth and the puerperium

See Official Guidelines, "Abuse in a pregnant patient" I.C.15.r

Conditions in T74.11 or T76.11

Use additional code (if applicable):

to identify any associated current injury due to physical abuse

to identify the perpetrator of abuse (Y07.-)

Excludes sexual abuse complicating pregnancy, childbirth and the puerperium (O9A.4)

6th O9A.31 Physical abuse complicating pregnancy

O9A.311 Physical abuse complicating pregnancy, first trimester M CC/MCC Ex0

O9A.312 Physical abuse complicating pregnancy, second trimester M CC/MCC Ex0

O9A.313 Physical abuse complicating pregnancy, third trimester M CC/MCC Ex0

O9A.319 Physical abuse complicating pregnancy, unspecified trimester M CC/MCC Ex0

O9A.32 Physical abuse complicating childbirth M CC/MCC Ex0

O9A.33 Physical abuse complicating the puerperium M CC/MCC Ex0

5th O9A.4 Sexual abuse complicating pregnancy, childbirth and the puerperium

See Official Guidelines, "Abuse in a pregnant patient" I.C.15.r

Conditions in T74.21 or T76.21

Use additional code (if applicable):

to identify any associated current injury due to sexual abuse

to identify the perpetrator of abuse (Y07.-)

6th O9A.41 Sexual abuse complicating pregnancy

O9A.411 Sexual abuse complicating pregnancy, first trimester M CC/MCC Ex0

O9A.412 Sexual abuse complicating pregnancy, second trimester M CC/MCC Ex0

O9A.413 Sexual abuse complicating pregnancy, third trimester M CC/MCC Ex0

O9A.419 Sexual abuse complicating pregnancy, unspecified trimester M CC/MCC Ex0

O9A.42 Sexual abuse complicating childbirth M CC/MCC Ex0

O9A.43 Sexual abuse complicating the puerperium M CC/MCC Ex0

5th O9A.5 Psychological abuse complicating pregnancy, childbirth and the puerperium

See Official Guidelines, "Abuse in a pregnant patient" I.C.15.r

Conditions in T74.31 or T76.31

Use additional code to identify the perpetrator of abuse (Y07.-)

6th O9A.51 Psychological abuse complicating pregnancy

O9A.511 Psychological abuse complicating pregnancy, first trimester M CC/MCC Ex0

O9A.512 Psychological abuse complicating pregnancy, second trimester M CC/MCC Ex0

O9A.513 Psychological abuse complicating pregnancy, third trimester M CC/MCC Ex0

O9A.519 Psychological abuse complicating pregnancy, unspecified trimester M CC/MCC Ex0

O9A.52 Psychological abuse complicating childbirth M CC/MCC Ex0

O9A.53 Psychological abuse complicating the puerperium M CC/MCC Ex0

Chapter 16: Certain Conditions Originating in the Perinatal Period (P00-P96)

Chapter-Specific Coding Guidelines

I.C.16. Chapter 16: Certain Conditions Originating in the Perinatal Period (P00-P96)

For coding and reporting purposes the perinatal period is defined as before birth through the 28th day following birth. The following guidelines are provided for reporting purposes.

a. General Perinatal Rules

1) Use of Chapter 16 Codes

Codes in this chapter are never for use on the maternal record. Codes from Chapter 15, the obstetric chapter, are never permitted on the newborn record. Chapter 16 codes may be used throughout the life of the patient if the condition is still present.

2) Principal Diagnosis for Birth Record

When coding the birth episode in a newborn record, assign a code from category Z38, Liveborn infants according to place of birth and type of delivery, as the principal diagnosis. A code from category Z38 is assigned only once, to a newborn at the time of birth. If a newborn is transferred to another institution, a code from category Z38 should not be used at the receiving hospital. A code from category Z38 is used only on the newborn record, not on the mother's record.

3) Use of Codes from other Chapters with Codes from Chapter 16

Codes from other chapters may be used with codes from chapter 16 if the codes from the other chapters provide more specific detail. Codes for signs and symptoms may be assigned when a definitive diagnosis has not been established. If the reason for the encounter is a perinatal condition, the code from chapter 16 should be sequenced first.

4) Use of Chapter 16 Codes after the Perinatal Period

Should a condition originate in the perinatal period, and continue throughout the life of the patient, the perinatal code should continue to be used regardless of the patient's age.

5) Birth process or community acquired conditions

If a newborn has a condition that may be either due to the birth process or community acquired and the documentation does not indicate which it is, the default is due to the birth process and the code from Chapter 16 should be used. If the condition is community-acquired, a code from Chapter 16 should not be assigned.

For COVID-19 infection in a newborn, see guideline I.C.16.h.

6) Code all clinically significant conditions

All clinically significant conditions noted on routine newborn examination should be coded. A condition is clinically significant if it requires:

- ❑ clinical evaluation; or
- ❑ therapeutic treatment; or
- ❑ diagnostic procedures; or
- ❑ extended length of hospital stay; or
- ❑ increased nursing care and/or monitoring; or
- ❑ has implications for future health care needs

Note: The perinatal guidelines listed above are the same as the general coding guidelines for "additional diagnoses," except for the final point regarding implications for future health care needs. Codes should be assigned for conditions that have been specified by the provider as having implications for future health care needs.

b. Observation and Evaluation of Newborns for Suspected Conditions not Found

1) Use of Z05 codes

Assign a code from category Z05, Observation and evaluation of newborn for suspected diseases and conditions ruled out, to identify those instances when a healthy newborn is evaluated for a suspected condition/disease that is determined after study not to be present. Do not use a code from category Z05 when the patient is documented to have signs or symptoms of a suspected problem; in such cases code the sign or symptom.

2) Z05 on other than the birth record

A code from category Z05 may also be assigned as a principal or first-listed code for readmissions or encounters when the code from category Z38 code no longer applies. Codes from category Z05 are for use only for healthy newborns and infants for which no condition after study is found to be present.

3) Z05 on a birth record

A code from category Z05 is to be used as a secondary code after the code from category Z38, Liveborn infants according to place of birth and type of delivery.

c. Coding Additional Perinatal Diagnoses

1) Assigning codes for conditions that require treatment

Assign codes for conditions that require treatment or further investigation, prolong the length of stay, or require resource utilization.

2) Codes for conditions specified as having implications for future health care needs

Assign codes for conditions that have been specified by the provider as having implications for future health care needs.
Note: This guideline should not be used for adult patients.

d. Prematurity and Fetal Growth Retardation

Providers utilize different criteria in determining prematurity. A code for prematurity should not be assigned unless it is documented.
Assignment of codes in categories P05, Disorders of newborn related to slow fetal growth and fetal malnutrition, and P07, Disorders of newborn related to short gestation and low birth weight, not elsewhere classified, should be based on the recorded birth weight and estimated gestational age.
When both birth weight and gestational age are available, two codes from category P07 should be assigned, with the code for birth weight sequenced before the code for gestational age.

e. Low birth weight and immaturity status

Codes from category P07, Disorders of newborn related to short gestation and low birth weight, not elsewhere classified, are for use for a child or adult who was premature or had a low birth weight as a newborn and this is affecting the patient's current health status.
See Section I.C.21. Factors influencing health status and contact with health services, Status.

f. Bacterial Sepsis of Newborn

Category P36, Bacterial sepsis of newborn, includes congenital sepsis. If a perinate is documented as having sepsis without documentation of congenital or community acquired, the default is congenital and a code from category P36 should be assigned. If the P36 code includes the causal organism, an additional code from category B95, Streptococcus, Staphylococcus, and Enterococcus as the cause of diseases classified elsewhere, or B96, Other bacterial agents as the cause of diseases classified elsewhere, should not be assigned. If the P36 code does not include the causal organism, assign an additional code from category B96. If applicable, use additional codes to identify severe sepsis (R65.2-) and any associated acute organ dysfunction.

g. Stillbirth

Code P95, Stillbirth, is only for use in institutions that maintain separate records for stillbirths. No other code should be used with P95. Code P95 should not be used on the mother's record.

h. COVID-19 Infection in Newborn

For a newborn that tests positive for COVID-19, assign code U07.1, COVID-19, and the appropriate codes for associated manifestation(s) in neonates/newborns in the absence of documentation indicating a specific type of transmission. For a newborn that tests positive for COVID-19 and the provider documents the condition was contracted in utero or during the birth process, assign codes P35.8, Other congenital viral diseases, and U07.1, COVID-19. When coding the birth episode in a newborn record, the appropriate code from category Z38, Liveborn infants according to place of birth and type of delivery, should be assigned as the principal diagnosis.

Certain conditions originating in the perinatal period (P00-P96)

NOTES Codes from this chapter are for use on newborn records only, never on maternal records

INCLUDES *conditions that have their origin in the fetal or perinatal period (before birth through the first 28 days after birth) even if morbidity occurs later*

congenital malformations, deformations and chromosomal abnormalities (Q00-Q99)

endocrine, nutritional and metabolic diseases (E00-E88)

injury, poisoning and certain other consequences of external causes (S00-T88)

neoplasms (C00-D49)

tetanus neonatorum (A33)

This chapter contains the following blocks:

P00-P04	Newborn affected by maternal factors and by complications of pregnancy, labor, and delivery
P05-P08	Disorders of newborn related to length of gestation and fetal growth
P09	Abnormal findings on neonatal screening
P10-P15	Birth trauma
P19-P29	Respiratory and cardiovascular disorders specific to the perinatal period
P35-P39	Infections specific to the perinatal period
P50-P61	Hemorrhagic and hematological disorders of newborn
P70-P74	Transitory endocrine and metabolic disorders specific to newborn
P76-P78	Digestive system disorders of newborn
P80-P83	Conditions involving the integument and temperature regulation of newborn
P84	Other problems with newborn
P90-P96	Other disorders originating in the perinatal period

Newborn affected by maternal factors and by complications of pregnancy, labor, and delivery (P00-P04)

NOTES These codes are for use when the listed maternal conditions are specified as the cause of confirmed morbidity or potential morbidity which have their origin in the perinatal period (before birth through the first 28 days after birth).

4th P00 **Newborn affected by maternal conditions that may be unrelated to present pregnancy**

Code first any current condition in newborn

EXCLUDES *encounter for observation of newborn for suspected diseases and conditions ruled out (Z05.-)*

newborn affected by maternal complications of pregnancy (P01.-)

newborn affected by maternal endocrine and metabolic disorders (P70-P74)

newborn affected by noxious substances transmitted via placenta or breast milk (P04.-)

P00.0 **Newborn affected by maternal hypertensive disorders** POA

AHA: Q4 2017

Newborn affected by maternal conditions classifiable to O10-O11, O13-O16

P00.1 **Newborn affected by maternal renal and urinary tract diseases** POA

AHA: Q4 2017

Newborn affected by maternal conditions classifiable to N00-N39

P00.2 **Newborn affected by maternal infectious and parasitic diseases** POA

AHA: Q2 2019, Q4 2017, Q3 2015

Newborn affected by maternal infectious disease classifiable to A00-B99, J09 and J10

EXCLUDES1 *maternal genital tract or other localized infections (P00.8)*

EXCLUDES2 *infections specific to the perinatal period (P35-P39)*

newborn affected by (positive) maternal group B streptococcus (GBS) colonization (P00.82)

P00.3 **Newborn affected by other maternal circulatory and respiratory diseases** POA

AHA: Q4 2017

Newborn affected by maternal conditions classifiable to I00-I99, J00-J99, Q20-Q34 and not included in P00.0, P00.2

P00.4 **Newborn affected by maternal nutritional disorders** POA

AHA: Q4 2017

Newborn affected by maternal disorders classifiable to E40-E64

Maternal malnutrition NOS

P00.5 **Newborn affected by maternal injury** POA

AHA: Q4 2017

Newborn affected by maternal conditions classifiable to O9A.2-

P00.6 **Newborn affected by surgical procedure on mother** POA

AHA: Q4 2017

Newborn affected by amniocentesis

Excludes1 *Cesarean delivery for present delivery (P03.4)*

damage to placenta from amniocentesis, Cesarean delivery or surgical induction (P02.1)

previous surgery to uterus or pelvic organs (P03.89)

Excludes2 *newborn affected by complication of (fetal) intrauterine procedure (P96.5)*

P00.7 **Newborn affected by other medical procedures on mother, not elsewhere classified** POA

AHA: Q4 2017

Newborn affected by radiation to mother

Excludes1 *damage to placenta from amniocentesis, cesarean delivery or surgical induction (P02.1)*

newborn affected by other complications of labor and delivery (P03.-)

5th P00.8 **Newborn affected by other maternal conditions**

P00.81 **Newborn affected by periodontal disease in mother** POA

AHA: Q4 2017

P00.82 **Newborn affected by (positive) maternal group B streptococcus (GBS) colonization** POA

Contact with positive maternal group B streptococcus

P00.89 **Newborn affected by other maternal conditions** POA

AHA: Q2 2019, Q4 2017

Newborn affected by conditions classifiable to T80-T88

Newborn affected by maternal genital tract or other localized infections

Newborn affected by maternal systemic lupus erythematosus

Use additional code to identify infectious agent, if known

Excludes2 *newborn affected by positive maternal group B streptococcus (GBS) colonization (P00.82)*

P00.9 **Newborn affected by unspecified maternal condition** POA

AHA: Q4 2017

P01 Newborn affected by maternal complications of pregnancy

Code first any current condition in newborn

encounter for observation of newborn for suspected diseases and conditions ruled out (Z05.-)

P01.0 Newborn affected by incompetent cervix

AHA: Q4 2017

P01.1 Newborn affected by premature rupture of membranes

AHA: Q4 2017

P01.2 Newborn affected by oligohydramnios

AHA: Q4 2017

oligohydramnios due to premature rupture of membranes (P01.1)

P01.3 Newborn affected by polyhydramnios

AHA: Q4 2017

Newborn affected by hydramnios

P01.4 Newborn affected by ectopic pregnancy

AHA: Q4 2017

Newborn affected by abdominal pregnancy

P01.5 Newborn affected by multiple pregnancy

AHA: Q4 2017

Newborn affected by triplet (pregnancy)

Newborn affected by twin (pregnancy)

P01.6 Newborn affected by maternal death

AHA: Q4 2017

P01.7 Newborn affected by malpresentation before labor

AHA: Q1 2025, Q4 2017

Newborn affected by breech presentation before labor

Newborn affected by external version before labor

Newborn affected by face presentation before labor

Newborn affected by transverse lie before labor

Newborn affected by unstable lie before labor

P01.8 Newborn affected by other maternal complications of pregnancy

AHA: Q4 2017

P01.9 Newborn affected by maternal complication of pregnancy, unspecified

AHA: Q4 2017

P02 Newborn affected by complications of placenta, cord and membranes

Code first any current condition in newborn

DIAGNOSIS *encounter for observation of newborn for suspected diseases and conditions ruled out (Z05.-)*

P02.0 Newborn affected by placenta previa (Figure 16.1)

AHA: Q4 2017

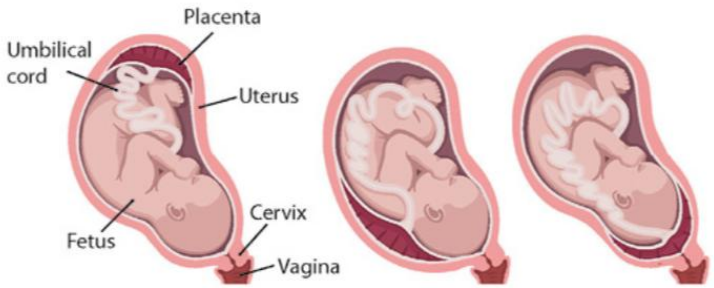

Figure 16.1 Placenta Previa

P02.1 Newborn affected by other forms of placental separation and hemorrhage

AHA: Q4 2017

Newborn affected by abruptio placenta
Newborn affected by accidental hemorrhage
Newborn affected by antepartum hemorrhage
Newborn affected by damage to placenta from amniocentesis, cesarean delivery or surgical induction
Newborn affected by maternal blood loss
Newborn affected by premature separation of placenta

P02.2 **Newborn affected by other and unspecified morphological and functional abnormalities of placenta**

P02.20 **Newborn affected by unspecified morphological and functional abnormalities of placenta**

AHA: Q4 2017

P02.29 **Newborn affected by other morphological and functional abnormalities of placenta**

AHA: Q4 2017

Newborn affected by placental dysfunction

Newborn affected by placental infarction

Newborn affected by placental insufficiency

P02.3 **Newborn affected by placental transfusion syndromes**

AHA: Q4 2017

Newborn affected by placental and cord abnormalities resulting in twin-to-twin or other transplacental transfusion

P02.4 **Newborn affected by prolapsed cord**

AHA: Q4 2017

P02.5 **Newborn affected by other compression of umbilical cord**

AHA: Q1 2022, Q4 2017

Newborn affected by umbilical cord (tightly) around neck

Newborn affected by entanglement of umbilical cord

Newborn affected by knot in umbilical cord

P02.6 **Newborn affected by other and unspecified conditions of umbilical cord**

P02.60 **Newborn affected by unspecified conditions of umbilical cord**

AHA: Q4 2017

P02.69 **Newborn affected by other conditions of umbilical cord**

AHA: Q4 2017

Newborn affected by short umbilical cord

Newborn affected by vasa previa

EXCLUDES *newborn affected by single umbilical artery (Q27.0)*

5th P02.7 Newborn affected by chorioamnionitis

P02.70 Newborn affected by fetal inflammatory response syndrome HCC

AHA: Q4 2018

Newborn affected by FIRS

P02.78 Newborn affected by other conditions from chorioamnionitis

AHA: Q4 2018

Newborn affected by amnionitis

Newborn affected by membranitis

Newborn affected by placentitis

P02.8 Newborn affected by other abnormalities of membranes

AHA: Q4 2017

P02.9 Newborn affected by abnormality of membranes, unspecified

AHA: Q4 2017

4th P03 Newborn affected by other complications of labor and delivery

Code first any current condition in newborn

Delivery *encounter for observation of newborn for suspected diseases and conditions ruled out (Z05.-)*

P03.0 Newborn affected by breech delivery and extraction

AHA: Q4 2017

P03.1 Newborn affected by other malpresentation, malposition and disproportion during labor and delivery

AHA: Q4 2017

Newborn affected by contracted pelvis

Newborn affected by conditions classifiable to O64-O66

Newborn affected by persistent occipitoposterior

Newborn affected by transverse lie

P03.2 Newborn affected by forceps delivery

AHA: Q4 2017

P03.3 Newborn affected by delivery by vacuum extractor [ventouse]

AHA: Q4 2017

P03.4 **Newborn affected by Cesarean delivery**

AHA: Q4 2017

P03.5 **Newborn affected by precipitate delivery**

AHA: Q4 2017

Newborn affected by rapid second stage

P03.6 **Newborn affected by abnormal uterine contractions**

AHA: Q4 2017

Newborn affected by conditions classifiable to O62.-, except O62.3

Newborn affected by hypertonic labor

Newborn affected by uterine inertia

5th P03.8 **Newborn affected by other specified complications of labor and delivery**

6th P03.81 **Newborn affected by abnormality in fetal (intrauterine) heart rate or rhythm**

EXCLUDES1 *neonatal cardiac dysrhythmia (P29.1-)*

P03.810 **Newborn affected by abnormality in fetal (intrauterine) heart rate or rhythm before the onset of labor**

AHA: Q4 2017

P03.811 **Newborn affected by abnormality in fetal (intrauterine) heart rate or rhythm during labor** CC/MCC Exc

AHA: Q4 2017

P03.819 **Newborn affected by abnormality in fetal (intrauterine) heart rate or rhythm, unspecified as to time of onset**

AHA: Q4 2017

P03.82 **Meconium passage during delivery**

AHA: Q4 2017

EXCLUDES1 *meconium aspiration (P24.00, P24.01)*

meconium staining (P96.83)

P03.89 **Newborn affected by other specified complications of labor and delivery**

AHA: Q4 2017

Newborn affected by abnormality of maternal soft tissues

Newborn affected by conditions classifiable to O60-O75 and by procedures used in labor and delivery not included in P02.- and P03.0-P03.6

Newborn affected by induction of labor

P03.9 **Newborn affected by complication of labor and delivery, unspecified**

AHA: Q4 2017

4th P04 Newborn affected by noxious substances transmitted via placenta or breast milk

INCLUDES *nonteratogenic effects of substances transmitted via placenta*

Code first any current condition in newborn, if applicable

EXCLUDES *congenital malformations (Q00-Q99)*

encounter for observation of newborn for suspected diseases and conditions ruled out (Z05.-)

neonatal jaundice from excessive hemolysis due to drugs or toxins transmitted from mother (P58.4)

newborn in contact with and (suspected) exposures hazardous to health not transmitted via placenta or breast milk (Z77.-)

P04.0 Newborn affected by maternal anesthesia and analgesia in pregnancy, labor and delivery HCC

AHA: Q4 2018, Q4 2017

Newborn affected by reactions and intoxications from maternal opiates and tranquilizers administered for procedures during pregnancy or labor and delivery

EXCLUDES *newborn affected by other maternal medication (P04.1-)*

5th P04.1 Newborn affected by other maternal medication

Code first, if applicable, withdrawal symptoms from maternal use of drugs of addiction (P96.1)

withdrawal symptoms from therapeutic use of drugs in newborn (P96.2)

EXCLUDES1 *dysmorphism due to warfarin (Q86.2)*

fetal hydantoin syndrome (Q86.1)

EXCLUDES2 *maternal anesthesia and analgesia in pregnancy, labor and delivery (P04.0)*

maternal use of drugs of addiction (P04.4-)

P04.11 Newborn affected by maternal antineoplastic chemotherapy HCC

AHA: Q4 2018

P04.12 Newborn affected by maternal cytotoxic drugs HCC

AHA: Q4 2018

P04.13 Newborn affected by maternal use of anticonvulsants HCC

AHA: Q4 2018

P04.14 Newborn affected by maternal use of opiates HCC

AHA: Q4 2018

P04.15 Newborn affected by maternal use of antidepressants HCC

AHA: Q4 2018

P04.16 Newborn affected by maternal use of amphetamines HCC

AHA: Q4 2018

P04.17 Newborn affected by maternal use of sedative-hypnotics HCC

AHA: Q4 2018

P04.1A Newborn affected by maternal use of anxiolytics HCC

AHA: Q4 2018

P04.18 Newborn affected by other maternal medication HCC

AHA: Q4 2018

P04.19 Newborn affected by maternal use of unspecified medication HCC

AHA: Q4 2018

P04.2 **Newborn affected by maternal use of tobacco** HCC

AHA: Q4 2017

Newborn affected by exposure in utero to tobacco smoke

EXCLUDES *newborn exposure to environmental tobacco smoke (P96.81)*

P04.3 **Newborn affected by maternal use of alcohol** HCC

AHA: Q4 2017

EXCLUDES *fetal alcohol syndrome (Q86.0)*

5th P04.4 **Newborn affected by maternal use of drugs of addiction**

P04.40 **Newborn affected by maternal use of unspecified drugs of addiction** HCC

AHA: Q4 2018

P04.41 **Newborn affected by maternal use of cocaine** HCC

AHA: Q4 2017

P04.42 **Newborn affected by maternal use of hallucinogens** HCC

AHA: Q4 2018

EXCLUDES *newborn affected by other maternal medication (P04.1-)*

P04.49 **Newborn affected by maternal use of other drugs of addiction** HCC

AHA: Q4 2017

EXCLUDES *newborn affected by maternal anesthesia and analgesia (P04.0)*
withdrawal symptoms from maternal use of drugs of addiction (P96.1)

P04.5 **Newborn affected by maternal use of nutritional chemical substances** HCC

AHA: Q4 2017

P04.6 **Newborn affected by maternal exposure to environmental chemical substances** HCC

AHA: Q4 2017

5th P04.8 **Newborn affected by other maternal noxious substances**

P04.81 **Newborn affected by maternal use of cannabis** HCC

AHA: Q4 2018

P04.89 **Newborn affected by other maternal noxious substances** HCC

AHA: Q4 2018

P04.9 **Newborn affected by maternal noxious substance, unspecified** HCC

AHA: Q4 2017

Disorders of newborn related to length of gestation and fetal growth (P05-P08)

4th P05 **Disorders of newborn related to slow fetal growth and fetal malnutrition**

See Official Guidelines, "Prematurity and Fetal Growth Retardation" I.C.16.d

5th P05.0 **Newborn light for gestational age**

Newborn light-for-dates

Weight below but length above 10th percentile for gestational age

P05.00 **Newborn light for gestational age, unspecified weight**

P05.01 **Newborn light for gestational age, less than 500 grams**

P05.02 **Newborn light for gestational age, 500-749 grams**

P05.03 **Newborn light for gestational age, 750-999 grams**

P05.04 **Newborn light for gestational age, 1000-1249 grams**

P05.05 **Newborn light for gestational age, 1250-1499 grams**

P05.06 **Newborn light for gestational age, 1500-1749 grams**

P05.07 **Newborn light for gestational age, 1750-1999 grams**

P05.08 **Newborn light for gestational age, 2000-2499 grams**

P05.09 **Newborn light for gestational age, 2500 grams and over**

AHA: Q4 2016

Newborn light for gestational age, other

5th P05.1 **Newborn small for gestational age**

Newborn small-and-light-for-dates

Newborn small-for-dates

Weight and length below 10th percentile for gestational age

P05.10 **Newborn small for gestational age, unspecified weight**

P05.11 **Newborn small for gestational age, less than 500 grams**

P05.12 **Newborn small for gestational age, 500-749 grams**

P05.13 **Newborn small for gestational age, 750-999 grams**

P05.14 **Newborn small for gestational age, 1000-1249 grams**

P05.15 **Newborn small for gestational age, 1250-1499 grams**

P05.16 **Newborn small for gestational age, 1500-1749 grams**

P05.17 **Newborn small for gestational age, 1750-1999 grams**

P05.18 **Newborn small for gestational age, 2000-2499 grams**

P05.19 **Newborn small for gestational age, other**

AHA: Q4 2016

Newborn small for gestational age, 2500 grams and over

P05.2 **Newborn affected by fetal (intrauterine) malnutrition not light or small for gestational age**

Infant, not light or small for gestational age, showing signs of fetal malnutrition, such as dry, peeling skin and loss of subcutaneous tissue

EXCLUDES1 *newborn affected by fetal malnutrition with light for gestational age (P05.0-)*

newborn affected by fetal malnutrition with small for gestational age (P05.1-)

P05.9 **Newborn affected by slow intrauterine growth, unspecified**

Newborn affected by fetal growth retardation NOS

4th P07 **Disorders of newborn related to short gestation and low birth weight, not elsewhere classified**

See Official Guidelines, "Prematurity and Fetal Growth Retardation" I.C.16.d, "Low birth weight and immaturity status" I.C.16.e

NOTES When both birth weight and gestational age of the newborn are available, both should be coded with birth weight sequenced before gestational age

INCLUDES *the listed conditions, without further specification, as the cause of morbidity or additional care, in newborn*

5th P07.0 **Extremely low birth weight newborn**

Newborn birth weight 999 g. or less

EXCLUDES1 *low birth weight due to slow fetal growth and fetal malnutrition (P05.-)*

P07.00 **Extremely low birth weight newborn, unspecified weight**

P07.01 **Extremely low birth weight newborn, less than 500 grams**

P07.02 **Extremely low birth weight newborn, 500-749 grams**

P07.03 **Extremely low birth weight newborn, 750-999 grams**

5th P07.1 **Other low birth weight newborn**

Newborn birth weight 1000-2499 g.

EXCLUDES1 *low birth weight due to slow fetal growth and fetal malnutrition (P05.-)*

P07.10 **Other low birth weight newborn, unspecified weight**

P07.14 **Other low birth weight newborn, 1000-1249 grams**

P07.15 **Other low birth weight newborn, 1250-1499 grams**

P07.16 **Other low birth weight newborn, 1500-1749 grams**

P07.17 **Other low birth weight newborn, 1750-1999 grams**

P07.18 **Other low birth weight newborn, 2000-2499 grams**

P07.2 **Extreme immaturity of newborn**

Less than 28 completed weeks (less than 196 completed days) of gestation.

P07.20 **Extreme immaturity of newborn, unspecified weeks of gestation**

Gestational age less than 28 completed weeks NOS

P07.21 **Extreme immaturity of newborn, gestational age less than 23 completed weeks**

Extreme immaturity of newborn, gestational age less than 23 weeks, 0 days

P07.22 **Extreme immaturity of newborn, gestational age 23 completed weeks**

Extreme immaturity of newborn, gestational age 23 weeks, 0 days through 23 weeks, 6 days

P07.23 **Extreme immaturity of newborn, gestational age 24 completed weeks**

Extreme immaturity of newborn, gestational age 24 weeks, 0 days through 24 weeks, 6 days

P07.24 **Extreme immaturity of newborn, gestational age 25 completed weeks**

Extreme immaturity of newborn, gestational age 25 weeks, 0 days through 25 weeks, 6 days

P07.25 **Extreme immaturity of newborn, gestational age 26 completed weeks**

Extreme immaturity of newborn, gestational age 26 weeks, 0 days through 26 weeks, 6 days

P07.26 **Extreme immaturity of newborn, gestational age 27 completed weeks**

Extreme immaturity of newborn, gestational age 27 weeks, 0 days through 27 weeks, 6 days

P07.3 **Preterm [premature] newborn [other]**

28 completed weeks or more but less than 37 completed weeks (196 completed days but less than 259 completed days) of gestation.

Prematurity NOS

P07.30 **Preterm newborn, unspecified weeks of gestation**

P07.31 **Preterm newborn, gestational age 28 completed weeks**

Preterm newborn, gestational age 28 weeks, 0 days through 28 weeks, 6 days

P07.32 **Preterm newborn, gestational age 29 completed weeks**

Preterm newborn, gestational age 29 weeks, 0 days through 29 weeks, 6 days

P07.33 **Preterm newborn, gestational age 30 completed weeks**

Preterm newborn, gestational age 30 weeks, 0 days through 30 weeks, 6 days

P07.34 **Preterm newborn, gestational age 31 completed weeks**

Preterm newborn, gestational age 31 weeks, 0 days through 31 weeks, 6 days

P07.35 **Preterm newborn, gestational age 32 completed weeks**

Preterm newborn, gestational age 32 weeks, 0 days through 32 weeks, 6 days

P07.36 **Preterm newborn, gestational age 33 completed weeks**

Preterm newborn, gestational age 33 weeks, 0 days through 33 weeks, 6 days

P07.37 **Preterm newborn, gestational age 34 completed weeks**

AHA: Q2 2017

Preterm newborn, gestational age 34 weeks, 0 days through 34 weeks, 6 days

P07.38 **Preterm newborn, gestational age 35 completed weeks**

Preterm newborn, gestational age 35 weeks, 0 days through 35 weeks, 6 days

P07.39 **Preterm newborn, gestational age 36 completed weeks**

AHA: Q3 2017

Preterm newborn, gestational age 36 weeks, 0 days through 36 weeks, 6 days

4th **P08 Disorders of newborn related to long gestation and high birth weight**

NOTES When both birth weight and gestational age of the newborn are available, priority of assignment should be given to birth weight

INCLUDES *the listed conditions, without further specification, as causes of morbidity or additional care, in newborn*

P08.0 Exceptionally large newborn baby

Usually implies a birth weight of 4500 g. or more

EXCLUDES1 *syndrome of infant of diabetic mother (P70.1)*

syndrome of infant of mother with gestational diabetes (P70.0)

P08.1 Other heavy for gestational age newborn

Other newborn heavy- or large-for-dates regardless of period of gestation

Usually implies a birth weight of 4000 g. to 4499 g.

EXCLUDES1 *newborn with a birth weight of 4500 or more (P08.0)*

syndrome of infant of diabetic mother (P70.1)

syndrome of infant of mother with gestational diabetes (P70.0)

5th **P08.2 Late newborn, not heavy for gestational age**

P08.21 Post-term newborn

Newborn with gestation period over 40 completed weeks to 42 completed weeks

P08.22 Prolonged gestation of newborn

Newborn with gestation period over 42 completed weeks (294 days or more), not heavy- or large-for-dates.

Postmaturity NOS

Abnormal findings on neonatal screening (P09)

P09 **Abnormal findings on neonatal screening**

INCLUDES *Abnormal findings on state mandated newborn screens*
Failed newborn screening

EXCLUDES *nonspecific serologic evidence of human immunodeficiency virus [HIV] (R75)*

P09.1 **Abnormal findings on neonatal screening for inborn errors of metabolism**

AHA: Q4 2021

P09.2 **Abnormal findings on neonatal screening for congenital endocrine disease**

AHA: Q4 2021

Abnormal findings on neonatal screening for congenital adrenal hyperplasia
Abnormal findings on neonatal screening for hypothyroidism screen

P09.3 **Abnormal findings on neonatal screening for congenital hematologic disorders**

AHA: Q4 2021

Abnormal findings for hemoglobinopathy screening
Abnormal findings on red cell membrane defects screen
Abnormal findings on sickle cell screen

P09.4 **Abnormal findings on neonatal screening for cystic fibrosis**

AHA: Q4 2021

P09.5 **Abnormal findings on neonatal screening for critical congenital heart disease**

AHA: Q4 2021

Neonatal congenital heart disease screening failure

▲ P09.6 ▶**Abnormal findings on neonatal hearing screening**◀

AHA: Q4 2021

EXCLUDES *encounter for hearing examination following failed hearing screening (Z01.110)*

P09.8 **Other abnormal findings on neonatal screening**

AHA: Q4 2021

P09.9 **Abnormal findings on neonatal screening, unspecified**

AHA: Q4 2021

Birth trauma (P10-P15)

4th P10 **Intracranial laceration and hemorrhage due to birth injury**

Excludes1 *intracranial hemorrhage of newborn NOS (P52.9)*
intracranial hemorrhage of newborn due to anoxia or hypoxia (P52.-)
nontraumatic intracranial hemorrhage of newborn (P52.-)

P10.0 **Subdural hemorrhage due to birth injury** HCC MCC CC/MCC Exc
Subdural hematoma (localized) due to birth injury
Excludes1 *subdural hemorrhage accompanying tentorial tear (P10.4)*

P10.1 **Cerebral hemorrhage due to birth injury** HCC MCC CC/MCC Exc

P10.2 **Intraventricular hemorrhage due to birth injury** CC HCC CC/MCC Exc

P10.3 **Subarachnoid hemorrhage due to birth injury** HCC MCC CC/MCC Exc

P10.4 **Tentorial tear due to birth injury** HCC MCC CC/MCC Exc

P10.8 **Other intracranial lacerations and hemorrhages due to birth injury** HCC MCC CC/MCC Exc

P10.9 **Unspecified intracranial laceration and hemorrhage due to birth injury** HCC MCC CC/MCC Exc

4th P11 **Other birth injuries to central nervous system**

P11.0 **Cerebral edema due to birth injury** HCC MCC CC/MCC Exc

P11.1 **Other specified brain damage due to birth injury** HCC CC/MCC Exc

P11.2 **Unspecified brain damage due to birth injury** HCC MCC CC/MCC Exc

P11.3 **Birth injury to facial nerve**
Facial palsy due to birth injury

P11.4 **Birth injury to other cranial nerves**

P11.5 **Birth injury to spine and spinal cord** HCC
Fracture of spine due to birth injury

P11.9 **Birth injury to central nervous system, unspecified** MCC CC/MCC Exc

4th P12 **Birth injury to scalp**

P12.0 **Cephalhematoma due to birth injury**

P12.1 **Chignon (from vacuum extraction) due to birth injury**

P12.2 **Epicranial subaponeurotic hemorrhage due to birth injury** CC HCC CC/MCC Exc
Subgaleal hemorrhage

P12.3 **Bruising of scalp due to birth injury**

P12.4 **Injury of scalp of newborn due to monitoring equipment**
Sampling incision of scalp of newborn
Scalp clip (electrode) injury of newborn

- P12.8 Other birth injuries to scalp
  - P12.81 Caput succedaneum
  - P12.89 Other birth injuries to scalp
- P12.9 Birth injury to scalp, unspecified
- P13 Birth injury to skeleton
  - EXCLUDES *birth injury to spine (P11.5)*
  - P13.0 Fracture of skull due to birth injury
  - P13.1 Other birth injuries to skull
    - EXCLUDES *cephalhematoma (P12.0)*
  - P13.2 Birth injury to femur
  - P13.3 Birth injury to other long bones
  - P13.4 Fracture of clavicle due to birth injury
  - P13.8 Birth injuries to other parts of skeleton
  - P13.9 Birth injury to skeleton, unspecified
- P14 Birth injury to peripheral nervous system
  - P14.0 Erb's paralysis due to birth injury
  - P14.1 Klumpke's paralysis due to birth injury
  - P14.2 Phrenic nerve paralysis due to birth injury
  - P14.3 Other brachial plexus birth injuries
  - P14.8 Birth injuries to other parts of peripheral nervous system
  - P14.9 Birth injury to peripheral nervous system, unspecified
- P15 Other birth injuries
  - P15.0 Birth injury to liver CC/MCC Ex0
    - Rupture of liver due to birth injury
  - P15.1 Birth injury to spleen CC/MCC Ex0
    - Rupture of spleen due to birth injury
  - P15.2 Sternomastoid injury due to birth injury CC/MCC Ex0
  - P15.3 Birth injury to eye CC/MCC Ex0
    - Subconjunctival hemorrhage due to birth injury
    - Traumatic glaucoma due to birth injury
  - P15.4 Birth injury to face CC/MCC Ex0
    - Facial congestion due to birth injury
  - P15.5 Birth injury to external genitalia CC/MCC Ex0
  - P15.6 Subcutaneous fat necrosis due to birth injury CC/MCC Ex0
  - P15.8 Other specified birth injuries CC/MCC Ex0
  - P15.9 Birth injury, unspecified CC/MCC Ex0

Respiratory and cardiovascular disorders specific to the perinatal period (P19-P29)

4th P19 **Metabolic acidemia in newborn**

INCLUDES *metabolic acidemia in newborn*

P19.0 **Metabolic acidemia in newborn first noted before onset of labor**

P19.1 **Metabolic acidemia in newborn first noted during labor**

P19.2 **Metabolic acidemia noted at birth**

P19.9 **Metabolic acidemia in newborn, unspecified**

4th P22 **Respiratory distress of newborn**

P22.0 **Respiratory distress syndrome of newborn** HCC MCC CC/MCC Exc

AHA: Q2 2019

Cardiorespiratory distress syndrome of newborn

Hyaline membrane disease

Idiopathic respiratory distress syndrome [IRDS or RDS] of newborn

Pulmonary hypoperfusion syndrome

Respiratory distress syndrome, type I

EXCLUDES *respiratory arrest of newborn (P28.81)*

respiratory failure of newborn NOS (P28.5)

P22.1 **Transient tachypnea of newborn** CC/MCC Exc

Idiopathic tachypnea of newborn

Respiratory distress syndrome, type II

Wet lung syndrome

P22.8 **Other respiratory distress of newborn** CC/MCC Exc

EXCLUDES *respiratory arrest of newborn (P28.81)*

respiratory failure of newborn NOS (P28.5)

P22.9 **Respiratory distress of newborn, unspecified** CC/MCC Exc

EXCLUDES *respiratory arrest of newborn (P28.81)*

respiratory failure of newborn NOS (P28.5)

4th P23 **Congenital pneumonia**

INCLUDES *infective pneumonia acquired in utero or during birth*

EXCLUDES *neonatal pneumonia resulting from aspiration (P24.-)*

P23.0 **Congenital pneumonia due to viral agent** MCC CC/MCC Ex0

Use additional code (B97) to identify organism

EXCLUDES *congenital rubella pneumonitis (P35.0)*

P23.1 **Congenital pneumonia due to Chlamydia** MCC CC/MCC Ex0

P23.2 **Congenital pneumonia due to staphylococcus** MCC CC/MCC Ex0

P23.3 **Congenital pneumonia due to streptococcus, group B** MCC CC/MCC Ex0

P23.4 **Congenital pneumonia due to Escherichia coli** MCC CC/MCC Ex0

P23.5 **Congenital pneumonia due to Pseudomonas** MCC CC/MCC Ex0

P23.6 **Congenital pneumonia due to other bacterial agents** MCC CC/MCC Ex0

Congenital pneumonia due to Hemophilus influenzae

Congenital pneumonia due to Klebsiella pneumoniae

Congenital pneumonia due to Mycoplasma

Congenital pneumonia due to Streptococcus, except group B

Use additional code (B95-B96) to identify organism

P23.8 **Congenital pneumonia due to other organisms** MCC CC/MCC Ex0

P23.9 **Congenital pneumonia, unspecified** MCC CC/MCC Ex0

4th P24 **Neonatal aspiration**

INCLUDES *aspiration in utero and during delivery*

5th P24.0 **Meconium aspiration**

EXCLUDES *meconium passage (without aspiration) during delivery (P03.82)*

meconium staining (P96.83)

P24.00 **Meconium aspiration without respiratory symptoms** CC/MCC Ex0

Meconium aspiration NOS

P24.01 **Meconium aspiration with respiratory symptoms** MCC CC/MCC Ex0

Meconium aspiration pneumonia

Meconium aspiration pneumonitis

Meconium aspiration syndrome NOS

Use additional code to identify any secondary pulmonary hypertension, if applicable (I27.2-)

5th P24.1 Neonatal aspiration of (clear) amniotic fluid and mucus

Neonatal aspiration of liquor (amnii)

P24.10 Neonatal aspiration of (clear) amniotic fluid and mucus without respiratory symptoms CC/MCC Ex0

Neonatal aspiration of amniotic fluid and mucus NOS

P24.11 Neonatal aspiration of (clear) amniotic fluid and mucus with respiratory symptoms MCC CC/MCC Ex0

Neonatal aspiration of amniotic fluid and mucus with pneumonia

Neonatal aspiration of amniotic fluid and mucus with pneumonitis

Use additional code to identify any secondary pulmonary hypertension, if applicable (I27.2-)

5th P24.2 Neonatal aspiration of blood

P24.20 Neonatal aspiration of blood without respiratory symptoms CC/MCC Ex0

Neonatal aspiration of blood NOS

P24.21 Neonatal aspiration of blood with respiratory symptoms MCC CC/MCC Ex0

Neonatal aspiration of blood with pneumonia

Neonatal aspiration of blood with pneumonitis

Use additional code to identify any secondary pulmonary hypertension, if applicable (I27.2-)

5th P24.3 Neonatal aspiration of milk and regurgitated food

Neonatal aspiration of stomach contents

P24.30 Neonatal aspiration of milk and regurgitated food without respiratory symptoms CC/MCC Ex0

Neonatal aspiration of milk and regurgitated food NOS

P24.31 Neonatal aspiration of milk and regurgitated food with respiratory symptoms MCC CC/MCC Ex0

Neonatal aspiration of milk and regurgitated food with pneumonia

Neonatal aspiration of milk and regurgitated food with pneumonitis

Use additional code to identify any secondary pulmonary hypertension, if applicable (I27.2-)

5th P24.8 Other neonatal aspiration

P24.80 Other neonatal aspiration without respiratory symptoms CC/MCC Ex0

Neonatal aspiration NEC

P24.81 Other neonatal aspiration with respiratory symptoms MCC CC/MCC Ex0

Neonatal aspiration pneumonia NEC

Neonatal aspiration with pneumonitis NEC

Neonatal aspiration with pneumonia NOS

Neonatal aspiration with pneumonitis NOS

Use additional code to identify any secondary pulmonary hypertension, if applicable (I27.2-)

P24.9 Neonatal aspiration, unspecified CC/MCC Ex0

4th P25 **Interstitial emphysema and related conditions originating in the perinatal period**

- P25.0 **Interstitial emphysema originating in the perinatal period** MCC CC/MCC Exc
- P25.1 **Pneumothorax originating in the perinatal period** MCC CC/MCC Exc
- P25.2 **Pneumomediastinum originating in the perinatal period** MCC CC/MCC Exc
- P25.3 **Pneumopericardium originating in the perinatal period** MCC CC/MCC Exc
- P25.8 **Other conditions related to interstitial emphysema originating in the perinatal period** MCC CC/MCC Exc

4th P26 **Pulmonary hemorrhage originating in the perinatal period**

EXCLUDES1 *acute idiopathic hemorrhage in infants over 28 days old (R04.81)*

- P26.0 **Tracheobronchial hemorrhage originating in the perinatal period** HCC MCC CC/MCC Exc
- P26.1 **Massive pulmonary hemorrhage originating in the perinatal period** HCC MCC CC/MCC Exc
- P26.8 **Other pulmonary hemorrhages originating in the perinatal period** HCC MCC CC/MCC Exc
- P26.9 **Unspecified pulmonary hemorrhage originating in the perinatal period** HCC MCC CC/MCC Exc

4th P27 **Chronic respiratory disease originating in the perinatal period**

EXCLUDES1 *respiratory distress of newborn (P22.0-P22.9)*

- P27.0 **Wilson-Mikity syndrome** HCC MCC CC/MCC Exc
  - Pulmonary dysmaturity
- P27.1 **Bronchopulmonary dysplasia originating in the perinatal period** HCC MCC CC/MCC Exc
- P27.8 **Other chronic respiratory diseases originating in the perinatal period** HCC MCC CC/MCC Exc
  - Congenital pulmonary fibrosis
  - Ventilator lung in newborn
- P27.9 **Unspecified chronic respiratory disease originating in the perinatal period** HCC MCC CC/MCC Exc

4th P28 **Other respiratory conditions originating in the perinatal period**

Code also, if applicable, congenital malformations of the respiratory system (Q30-Q34)

- P28.0 **Primary atelectasis of newborn** CC HCC CC/MCC Exc
  - Primary failure to expand terminal respiratory units
  - Pulmonary hypoplasia associated with short gestation
  - Pulmonary immaturity NOS

5th P28.1 **Other and unspecified atelectasis of newborn**

P28.10 **Unspecified atelectasis of newborn** CC HCC CC/MCC Ex0

Atelectasis of newborn NOS

P28.11 **Resorption atelectasis without respiratory distress syndrome** CC HCC CC/MCC Ex0

EXCLUDES1 *resorption atelectasis with respiratory distress syndrome (P22.0)*

P28.19 **Other atelectasis of newborn** CC HCC CC/MCC Ex0

Partial atelectasis of newborn

Secondary atelectasis of newborn

P28.2 **Cyanotic attacks of newborn** CC CC/MCC Ex0

EXCLUDES1 *apnea of newborn (P28.3- - P28.4-)*

5th P28.3 **Primary sleep apnea of newborn**

Sleep apnea of newborn NOS

EXCLUDES2 *other apnea of newborn (P28.4-)*

P28.30 **Primary sleep apnea of newborn, unspecified** CC CC/MCC Ex0

AHA: Q4 2022

Transient oxygen desaturation spells of newborn during sleep

P28.31 **Primary central sleep apnea of newborn** CC CC/MCC Ex0

AHA: Q4 2022

P28.32 **Primary obstructive sleep apnea of newborn** CC CC/MCC Ex0

AHA: Q4 2022

P28.33 **Primary mixed sleep apnea of newborn** CC CC/MCC Ex0

AHA: Q4 2022

P28.39 **Other primary sleep apnea of newborn** CC CC/MCC Ex0

AHA: Q4 2022

5th P28.4 **Other apnea of newborn**

Excludes1 *primary sleep apnea of newborn (P28.3-)*

P28.40 **Unspecified apnea of newborn** CC CC/MCC Ex0

AHA: Q4 2022

Apnea of newborn, NOS

Transient oxygen desaturation spells of newborn

P28.41 **Central neonatal apnea of newborn** CC CC/MCC Ex0

AHA: Q4 2022

P28.42 **Obstructive apnea of newborn** CC CC/MCC Ex0

AHA: Q4 2022

P28.43 **Mixed neonatal apnea of newborn** CC CC/MCC Ex0

AHA: Q4 2022

P28.49 **Other apnea of newborn** CC CC/MCC Ex0

AHA: Q4 2022

Apnea of prematurity

P28.5 **Respiratory failure of newborn** HCC MCC CC/MCC Ex0

AHA: Q2 2019

Excludes1 *respiratory arrest of newborn (P28.81)*

respiratory distress of newborn (P22.0)

5th P28.8 **Other specified respiratory conditions of newborn**

P28.81 **Respiratory arrest of newborn** HCC MCC CC/MCC Ex0

AHA: Q2 2017

P28.89 **Other specified respiratory conditions of newborn** CC/MCC Ex0

Congenital laryngeal stridor

Sniffles in newborn

Snuffles in newborn

Excludes1 *early congenital syphilitic rhinitis (A50.05)*

P28.9 **Respiratory condition of newborn, unspecified** CC/MCC Ex0

Respiratory depression in newborn

4th P29 Cardiovascular disorders originating in the perinatal period

Excludes *congenital malformations of the circulatory system (Q20-Q28)*

P29.0 Neonatal cardiac failure HCC CC/MCC Ex0

Code also associated underlying condition

5th P29.1 Neonatal cardiac dysrhythmia

P29.11 Neonatal tachycardia CC/MCC Ex0

P29.12 Neonatal bradycardia CC/MCC Ex0

P29.2 Neonatal hypertension CC/MCC Ex0

5th P29.3 Persistent fetal circulation

P29.30 Pulmonary hypertension of newborn POA MCC CC/MCC Ex0

Persistent pulmonary hypertension of newborn

P29.38 Other persistent fetal circulation POA MCC CC/MCC Ex0

Delayed closure of ductus arteriosus

P29.4 Transient myocardial ischemia in newborn CC/MCC Ex0

5th P29.8 Other cardiovascular disorders originating in the perinatal period

P29.81 Cardiac arrest of newborn HCC MCC CC/MCC Ex0

P29.89 Other cardiovascular disorders originating in the perinatal period CC/MCC Ex0

P29.9 Cardiovascular disorder originating in the perinatal period, unspecified CC/MCC Ex0

Infections specific to the perinatal period (P35-P39)

Infections acquired in utero, during birth via the umbilicus, or during the first 28 days after birth

EXCLUDES *asymptomatic human immunodeficiency virus [HIV] infection status (Z21)*
congenital gonococcal infection (A54.-)
congenital pneumonia (P23.-)
congenital syphilis (A50.-)
human immunodeficiency virus [HIV] disease (B20)
infant botulism (A48.51)
infectious diseases not specific to the perinatal period (A00-B99, J09, J10.-)
intestinal infectious disease (A00-A09)
laboratory evidence of human immunodeficiency virus [HIV] (R75)
tetanus neonatorum (A33)

4th P35 **Congenital viral diseases**

INCLUDES *infections acquired in utero or during birth*

P35.0 **Congenital rubella syndrome** CC CC/MCC Ex0

Congenital rubella pneumonitis

P35.1 **Congenital cytomegalovirus infection** MCC CC/MCC Ex0

P35.2 **Congenital herpesviral [herpes simplex] infection** MCC CC/MCC Ex0

P35.3 **Congenital viral hepatitis** MCC CC/MCC Ex0

P35.4 **Congenital Zika virus disease** MCC CC/MCC Ex0

AHA: Q4 2018

Use additional code to identify manifestations of congenital Zika virus disease

P35.8 **Other congenital viral diseases** MCC CC/MCC Ex0

See Official Guidelines, "COVID-19 Infection in Newborn" I.C.16.h

AHA: Q1 2021, Q2 2020, Q4 2020, Q4 2016

Congenital varicella [chickenpox]

P35.9 **Congenital viral disease, unspecified** MCC CC/MCC Ex0

4th P36 **Bacterial sepsis of newborn**

See Official Guidelines, "Bacterial Sepsis of Newborn" I.C.16.f

INCLUDES *congenital sepsis*

Use additional code(s), if applicable, to identify severe sepsis (R65.2-) and associated acute organ dysfunction(s)

P36.0 **Sepsis of newborn due to streptococcus, group B** HCC MCC CC/MCC Exc

5th P36.1 **Sepsis of newborn due to other and unspecified streptococci**

P36.10 **Sepsis of newborn due to unspecified streptococci** HCC MCC CC/MCC Exc

P36.19 **Sepsis of newborn due to other streptococci** HCC MCC CC/MCC Exc

P36.2 **Sepsis of newborn due to Staphylococcus aureus** HCC MCC CC/MCC Exc

5th P36.3 **Sepsis of newborn due to other and unspecified staphylococci**

P36.30 **Sepsis of newborn due to unspecified staphylococci** HCC MCC CC/MCC Exc

P36.39 **Sepsis of newborn due to other staphylococci** HCC MCC CC/MCC Exc

P36.4 **Sepsis of newborn due to Escherichia coli** HCC MCC CC/MCC Exc

P36.5 **Sepsis of newborn due to anaerobes** HCC MCC CC/MCC Exc

P36.8 **Other bacterial sepsis of newborn** HCC MCC CC/MCC Exc

Use additional code from category B96 to identify organism

P36.9 **Bacterial sepsis of newborn, unspecified** HCC MCC CC/MCC Exc

4th P37 **Other congenital infectious and parasitic diseases**

EXCLUDES *congenital syphilis (A50.-)*

infectious neonatal diarrhea (A00-A09)

necrotizing enterocolitis in newborn (P77.-)

noninfectious neonatal diarrhea (P78.3)

ophthalmia neonatorum due to gonococcus (A54.31)

tetanus neonatorum (A33)

P37.0 **Congenital tuberculosis** MCC CC/MCC Exc

P37.1 **Congenital toxoplasmosis** MCC CC/MCC Exc

Hydrocephalus due to congenital toxoplasmosis

P37.2 **Neonatal (disseminated) listeriosis** MCC CC/MCC Exc

P37.3 **Congenital falciparum malaria** MCC CC/MCC Exc

P37.4 **Other congenital malaria** MCC CC/MCC Exc

P37.5 **Neonatal candidiasis** CC/MCC Exc

P37.8 **Other specified congenital infectious and parasitic diseases** MCC CC/MCC Exc

P37.9 **Congenital infectious or parasitic disease, unspecified** MCC CC/MCC Exc

4th P38 **Omphalitis of newborn**

DEFINITION: Omphalitis is inflammation of the umbilical cord stump in the neonatal newborn period, most commonly caused by bacterial infection.

EXCLUDES *omphalitis not of newborn (L08.82)*

tetanus omphalitis (A33)

umbilical hemorrhage of newborn (P51.-)

P38.1 **Omphalitis with mild hemorrhage** CC CC/MCC Ex0

P38.9 **Omphalitis without hemorrhage** CC CC/MCC Ex0

Omphalitis of newborn NOS

4th P39 **Other infections specific to the perinatal period**

Use additional code to identify organism or specific infection

P39.0 **Neonatal infective mastitis** CC CC/MCC Ex0

EXCLUDES *breast engorgement of newborn (P83.4)*

noninfective mastitis of newborn (P83.4)

P39.1 **Neonatal conjunctivitis and dacryocystitis** CC/MCC Ex0

Neonatal chlamydial conjunctivitis

Ophthalmia neonatorum NOS

EXCLUDES *gonococcal conjunctivitis (A54.31)*

P39.2 **Intra-amniotic infection affecting newborn, not elsewhere classified** CC CC/MCC Ex0

P39.3 **Neonatal urinary tract infection** CC CC/MCC Ex0

P39.4 **Neonatal skin infection** CC CC/MCC Ex0

Neonatal pyoderma

EXCLUDES *pemphigus neonatorum (L00)*

staphylococcal scalded skin syndrome (L00)

P39.8 **Other specified infections specific to the perinatal period** CC CC/MCC Ex0

P39.9 **Infection specific to the perinatal period, unspecified** CC CC/MCC Ex0

Hemorrhagic and hematological disorders of newborn (P50-P61)

EXCLUDES1 *congenital stenosis and stricture of bile ducts (Q44.3)*
Crigler-Najjar syndrome (E80.5)
Dubin-Johnson syndrome (E80.6)
Gilbert syndrome (E80.4)
hereditary hemolytic anemias (D55-D58)

4th **P50 Newborn affected by intrauterine (fetal) blood loss**

EXCLUDES1 *congenital anemia from intrauterine (fetal) blood loss (P61.3)*

P50.0 Newborn affected by intrauterine (fetal) blood loss from vasa previa CC/MCC Ex0

P50.1 Newborn affected by intrauterine (fetal) blood loss from ruptured cord CC/MCC Ex0

P50.2 Newborn affected by intrauterine (fetal) blood loss from placenta CC/MCC Ex0

P50.3 Newborn affected by hemorrhage into co-twin CC/MCC Ex0

P50.4 Newborn affected by hemorrhage into maternal circulation CC/MCC Ex0

P50.5 Newborn affected by intrauterine (fetal) blood loss from cut end of co-twin's cord CC/MCC Ex0

P50.8 Newborn affected by other intrauterine (fetal) blood loss CC/MCC Ex0

P50.9 Newborn affected by intrauterine (fetal) blood loss, unspecified CC/MCC Ex0

Newborn affected by fetal hemorrhage NOS

4th **P51 Umbilical hemorrhage of newborn**

EXCLUDES1 *omphalitis with mild hemorrhage (P38.1)*
umbilical hemorrhage from cut end of co-twins cord (P50.5)

P51.0 Massive umbilical hemorrhage of newborn

P51.8 Other umbilical hemorrhages of newborn

Slipped umbilical ligature NOS

P51.9 Umbilical hemorrhage of newborn, unspecified

4th **P52 Intracranial nontraumatic hemorrhage of newborn**

INCLUDES *intracranial hemorrhage due to anoxia or hypoxia*

EXCLUDES1 *intracranial hemorrhage due to birth injury (P10.-)*
intracranial hemorrhage due to other injury (S06.-)

P52.0 Intraventricular (nontraumatic) hemorrhage, grade 1, of newborn CC HCC CC/MCC Ex0

Subependymal hemorrhage (without intraventricular extension)
Bleeding into germinal matrix

P52.1 Intraventricular (nontraumatic) hemorrhage, grade 2, of newborn CC HCC CC/MCC Ex0

Subependymal hemorrhage with intraventricular extension
Bleeding into ventricle

5th P52.2 **Intraventricular (nontraumatic) hemorrhage, grade 3 and grade 4, of newborn**

P52.21 **Intraventricular (nontraumatic) hemorrhage, grade 3, of newborn** HCC MCC CC/MCC Exc

Subependymal hemorrhage with intraventricular extension with enlargement of ventricle

P52.22 **Intraventricular (nontraumatic) hemorrhage, grade 4, of newborn** HCC MCC CC/MCC Exc

Bleeding into cerebral cortex

Subependymal hemorrhage with intracerebral extension

P52.3 **Unspecified intraventricular (nontraumatic) hemorrhage of newborn** CC HCC CC/MCC Exc

P52.4 **Intracerebral (nontraumatic) hemorrhage of newborn** HCC MCC CC/MCC Exc

P52.5 **Subarachnoid (nontraumatic) hemorrhage of newborn** HCC MCC CC/MCC Exc

P52.6 **Cerebellar (nontraumatic) and posterior fossa hemorrhage of newborn** HCC MCC CC/MCC Exc

P52.8 **Other intracranial (nontraumatic) hemorrhages of newborn** HCC MCC CC/MCC Exc

P52.9 **Intracranial (nontraumatic) hemorrhage of newborn, unspecified** HCC MCC CC/MCC Exc

P53 **Hemorrhagic disease of newborn** CC CC/MCC Exc

Vitamin K deficiency of newborn

4th P54 **Other neonatal hemorrhages**

EXCLUDES1 *newborn affected by (intrauterine) blood loss (P50.-)*

pulmonary hemorrhage originating in the perinatal period (P26.-)

P54.0 **Neonatal hematemesis** CC/MCC Exc

EXCLUDES1 *neonatal hematemesis due to swallowed maternal blood (P78.2)*

P54.1 **Neonatal melena** MCC CC/MCC Exc

EXCLUDES1 *neonatal melena due to swallowed maternal blood (P78.2)*

P54.2 **Neonatal rectal hemorrhage** MCC CC/MCC Exc

P54.3 **Other neonatal gastrointestinal hemorrhage** MCC CC/MCC Exc

P54.4 **Neonatal adrenal hemorrhage** CC CC/MCC Exc

P54.5 **Neonatal cutaneous hemorrhage**

Neonatal bruising

Neonatal ecchymoses

Neonatal petechiae

Neonatal superficial hematomata

EXCLUDES2 *bruising of scalp due to birth injury (P12.3)*

cephalhematoma due to birth injury (P12.0)

P54.6 **Neonatal vaginal hemorrhage** CC/MCC Ex0

Neonatal pseudomenses

P54.8 **Other specified neonatal hemorrhages** CC/MCC Ex0

P54.9 **Neonatal hemorrhage, unspecified** CC/MCC Ex0

4th P55 **Hemolytic disease of newborn**

P55.0 **Rh isoimmunization of newborn** HCC CC/MCC Ex0

P55.1 **ABO isoimmunization of newborn** HCC CC/MCC Ex0

AHA: Q3 2015

P55.8 **Other hemolytic diseases of newborn** HCC CC/MCC Ex0

AHA: Q3 2018

P55.9 **Hemolytic disease of newborn, unspecified** HCC CC/MCC Ex0

4th P56 **Hydrops fetalis due to hemolytic disease**

EXCLUDES1 *hydrops fetalis NOS (P83.2)*

P56.0 **Hydrops fetalis due to isoimmunization** HCC MCC CC/MCC Ex0

5th P56.9 **Hydrops fetalis due to other and unspecified hemolytic disease**

P56.90 **Hydrops fetalis due to unspecified hemolytic disease** HCC MCC CC/MCC Ex0

P56.99 **Hydrops fetalis due to other hemolytic disease** HCC MCC CC/MCC Ex0

4th P57 **Kernicterus**

DEFINITION: Kernicterus is a rare, preventable brain damage in newborns with jaundice (excessive bilirubin in the blood).

P57.0 **Kernicterus due to isoimmunization** HCC MCC CC/MCC Ex0

P57.8 **Other specified kernicterus** HCC MCC CC/MCC Ex0

EXCLUDES1 *Crigler-Najjar syndrome (E80.5)*

P57.9 **Kernicterus, unspecified** HCC MCC CC/MCC Ex0

4th P58 **Neonatal jaundice due to other excessive hemolysis**

EXCLUDES1 *jaundice due to isoimmunization (P55-P57)*

P58.0 **Neonatal jaundice due to bruising** CC/MCC Ex0

P58.1 **Neonatal jaundice due to bleeding** CC/MCC Ex0

P58.2 **Neonatal jaundice due to infection** CC/MCC Ex0

P58.3 **Neonatal jaundice due to polycythemia** CC/MCC Ex0

5th P58.4 **Neonatal jaundice due to drugs or toxins transmitted from mother or given to newborn**

Code first poisoning due to drug or toxin, if applicable (T36-T65 with fifth or sixth character 1-4)

Use additional code for adverse effect, if applicable, to identify drug (T36-T50 with fifth or sixth character 5)

P58.41 **Neonatal jaundice due to drugs or toxins transmitted from mother** CC/MCC Ex0

P58.42 **Neonatal jaundice due to drugs or toxins given to newborn** CC/MCC Ex0

P58.5 **Neonatal jaundice due to swallowed maternal blood** CC/MCC Ex0

P58.8 **Neonatal jaundice due to other specified excessive hemolysis** CC/MCC Ex0

P58.9 **Neonatal jaundice due to excessive hemolysis, unspecified** CC/MCC Ex0

4th P59 **Neonatal jaundice from other and unspecified causes**

EXCLUDES1 *jaundice due to inborn errors of metabolism (E70-E88)*

kernicterus (P57.-)

P59.0 **Neonatal jaundice associated with preterm delivery** CC/MCC Ex0

AHA: Q1 2025

Hyperbilirubinemia of prematurity

Jaundice due to delayed conjugation associated with preterm delivery

P59.1 **Inspissated bile syndrome** MCC CC/MCC Ex0

5th P59.2 **Neonatal jaundice from other and unspecified hepatocellular damage**

EXCLUDES *congenital viral hepatitis (P35.3)*

P59.20 **Neonatal jaundice from unspecified hepatocellular damage** MCC CC/MCC Ex0

P59.29 **Neonatal jaundice from other hepatocellular damage** MCC CC/MCC Ex0

Neonatal giant cell hepatitis

Neonatal (idiopathic) hepatitis

P59.3 **Neonatal jaundice from breast milk inhibitor** CC/MCC Ex0

P59.8 **Neonatal jaundice from other specified causes** CC/MCC Ex0

P59.9 **Neonatal jaundice, unspecified** CC/MCC Ex0

AHA: Q3 2015

Neonatal physiological jaundice (intense)(prolonged) NOS

P60 **Disseminated intravascular coagulation of newborn** MCC CC/MCC Ex0

Defibrination syndrome of newborn

4th P61 **Other perinatal hematological disorders**

EXCLUDES *transient hypogammaglobulinemia of infancy (D80.7)*

P61.0 **Transient neonatal thrombocytopenia** MCC CC/MCC Ex0

Neonatal thrombocytopenia due to exchange transfusion

Neonatal thrombocytopenia due to idiopathic maternal thrombocytopenia

Neonatal thrombocytopenia due to isoimmunization

P61.1 **Polycythemia neonatorum** CC/MCC Ex0

P61.2 **Anemia of prematurity** CC CC/MCC Ex0

P61.3 **Congenital anemia from fetal blood loss** CC CC/MCC Ex0

P61.4 **Other congenital anemias, not elsewhere classified** CC CC/MCC Ex0

Congenital anemia NOS

P61.5 **Transient neonatal neutropenia** MCC CC/MCC Ex0

EXCLUDES *congenital neutropenia (nontransient) (D70.0)*

P61.6 **Other transient neonatal disorders of coagulation** CC CC/MCC Ex0

P61.8 **Other specified perinatal hematological disorders** CC/MCC Ex0

P61.9 **Perinatal hematological disorder, unspecified** CC/MCC Ex0

Transitory endocrine and metabolic disorders specific to newborn (P70-P74)

INCLUDES *transitory endocrine and metabolic disturbances caused by the infant's response to maternal endocrine and metabolic factors, or its adjustment to extrauterine environment*

4th **P70 Transitory disorders of carbohydrate metabolism specific to newborn**

P70.0 Syndrome of infant of mother with gestational diabetes CC/MCC Ex6

Newborn (with hypoglycemia) affected by maternal gestational diabetes

EXCLUDES1 *newborn (with hypoglycemia) affected by maternal (pre-existing) diabetes mellitus (P70.1)*

syndrome of infant of a diabetic mother (P70.1)

P70.1 Syndrome of infant of a diabetic mother CC/MCC Ex6

Newborn (with hypoglycemia) affected by maternal (pre-existing) diabetes mellitus

EXCLUDES1 *newborn (with hypoglycemia) affected by maternal gestational diabetes (P70.0)*

syndrome of infant of mother with gestational diabetes (P70.0)

P70.2 Neonatal diabetes mellitus CC CC/MCC Ex6

P70.3 Iatrogenic neonatal hypoglycemia CC/MCC Ex6

P70.4 Other neonatal hypoglycemia CC/MCC Ex6

Transitory neonatal hypoglycemia

P70.8 Other transitory disorders of carbohydrate metabolism of newborn CC CC/MCC Ex6

P70.9 Transitory disorder of carbohydrate metabolism of newborn, unspecified CC/MCC Ex6

4th **P71 Transitory neonatal disorders of calcium and magnesium metabolism**

P71.0 Cow's milk hypocalcemia in newborn CC CC/MCC Ex6

P71.1 Other neonatal hypocalcemia CC CC/MCC Ex6

EXCLUDES1 *neonatal hypoparathyroidism (P71.4)*

P71.2 Neonatal hypomagnesemia CC CC/MCC Ex6

P71.3 Neonatal tetany without calcium or magnesium deficiency CC CC/MCC Ex6

Neonatal tetany NOS

P71.4 Transitory neonatal hypoparathyroidism CC CC/MCC Ex6

P71.8 Other transitory neonatal disorders of calcium and magnesium metabolism CC CC/MCC Ex6

AHA: Q4 2016

P71.9 Transitory neonatal disorder of calcium and magnesium metabolism, unspecified CC CC/MCC Ex6

4th P72 Other transitory neonatal endocrine disorders

EXCLUDES *congenital hypothyroidism with or without goiter (E03.0-E03.1)*
dyshormogenetic goiter (E07.1)
dyshormonogenetic goiter (E07.1)
Pendred's syndrome (E07.1)

P72.0 Neonatal goiter, not elsewhere classified CC CC/MCC Ex0
Transitory congenital goiter with normal functioning

P72.1 Transitory neonatal hyperthyroidism CC CC/MCC Ex0
Neonatal thyrotoxicosis

P72.2 Other transitory neonatal disorders of thyroid function, not elsewhere classified CC CC/MCC Ex0
Transitory neonatal hypothyroidism

P72.8 Other specified transitory neonatal endocrine disorders CC CC/MCC Ex0

P72.9 Transitory neonatal endocrine disorder, unspecified CC/MCC Ex0

4th P74 Other transitory neonatal electrolyte and metabolic disturbances

P74.0 Late metabolic acidosis of newborn MCC CC/MCC Ex0

EXCLUDES *(fetal) metabolic acidosis of newborn (P19)*

P74.1 Dehydration of newborn CC/MCC Ex0

5th P74.2 Disturbances of sodium balance of newborn

P74.21 Hypernatremia of newborn CC/MCC Ex0
AHA: Q4 2018

P74.22 Hyponatremia of newborn CC/MCC Ex0
AHA: Q4 2018

5th P74.3 Disturbances of potassium balance of newborn

P74.31 Hyperkalemia of newborn CC/MCC Ex0
AHA: Q4 2018

P74.32 Hypokalemia of newborn CC/MCC Ex0
AHA: Q4 2018

5th P74.4 Other transitory electrolyte disturbances of newborn

P74.41 Alkalosis of newborn CC CC/MCC Ex0

AHA: Q4 2018

Hyperbicarbonatemia

6th P74.42 Disturbances of chlorine balance of newborn

P74.421 Hyperchloremia of newborn CC/MCC Ex0

AHA: Q4 2018

Hyperchloremic metabolic acidosis

Excludes *late metabolic acidosis of the newborn (P74.0)*

P74.422 Hypochloremia of newborn CC/MCC Ex0

AHA: Q4 2018

P74.49 Other transitory electrolyte disturbance of newborn CC/MCC Ex0

AHA: Q4 2018

P74.5 Transitory tyrosinemia of newborn CC CC/MCC Ex0

P74.6 Transitory hyperammonemia of newborn CC CC/MCC Ex0

P74.8 Other transitory metabolic disturbances of newborn CC CC/MCC Ex0

Amino-acid metabolic disorders described as transitory

P74.9 Transitory metabolic disturbance of newborn, unspecified CC/MCC Ex0

Digestive system disorders of newborn (P76-P78)

4th P76 **Other intestinal obstruction of newborn**

P76.0 **Meconium plug syndrome** CC/MCC Ex0

Meconium ileus NOS

EXCLUDES1 *meconium ileus in cystic fibrosis (E84.11)*

P76.1 **Transitory ileus of newborn** CC CC/MCC Ex0

EXCLUDES1 *Hirschsprung's disease (Q43.1)*

P76.2 **Intestinal obstruction due to inspissated milk** CC/MCC Ex0

P76.8 **Other specified intestinal obstruction of newborn** CC/MCC Ex0

EXCLUDES1 *intestinal obstruction classifiable to K56.-*

P76.9 **Intestinal obstruction of newborn, unspecified** CC/MCC Ex0

4th P77 **Necrotizing enterocolitis of newborn**

P77.1 **Stage 1 necrotizing enterocolitis in newborn** HCC MCC CC/MCC Ex0

Necrotizing enterocolitis without pneumatosis, without perforation

P77.2 **Stage 2 necrotizing enterocolitis in newborn** HCC MCC CC/MCC Ex0

Necrotizing enterocolitis with pneumatosis, without perforation

P77.3 **Stage 3 necrotizing enterocolitis in newborn** HCC MCC CC/MCC Ex0

Necrotizing enterocolitis with perforation

Necrotizing enterocolitis with pneumatosis and perforation

P77.9 **Necrotizing enterocolitis in newborn, unspecified** HCC MCC CC/MCC Ex0

Necrotizing enterocolitis in newborn, NOS

4th P78 **Other perinatal digestive system disorders**

EXCLUDES1 *cystic fibrosis (E84.0-E84.9)*

neonatal gastrointestinal hemorrhages (P54.0-P54.3)

P78.0 **Perinatal intestinal perforation** HCC MCC CC/MCC Ex0

Meconium peritonitis

P78.1 **Other neonatal peritonitis** CC/MCC Ex0

Neonatal peritonitis NOS

P78.2 **Neonatal hematemesis and melena due to swallowed maternal blood** CC/MCC Ex0

P78.3 **Noninfective neonatal diarrhea** CC/MCC Ex0

Neonatal diarrhea NOS

P78.8 **Other specified perinatal digestive system disorders**

P78.81 **Congenital cirrhosis (of liver)** CC/MCC Ex?

P78.82 **Peptic ulcer of newborn** CC/MCC Ex?

P78.83 **Newborn esophageal reflux** CC/MCC Ex?

Neonatal esophageal reflux

P78.84 **Gestational alloimmune liver disease** POA? CC/MCC Ex?

GALD

Neonatal hemochromatosis

EXCLUDES1 *hemochromatosis (E83.11-)*

P78.89 **Other specified perinatal digestive system disorders** CC/MCC Ex?

P78.9 **Perinatal digestive system disorder, unspecified** CC/MCC Ex?

Conditions involving the integument and temperature regulation of newborn (P80-P83)

4th **P80 Hypothermia of newborn**

- **P80.0 Cold injury syndrome** CC/MCC Ex0
  Severe and usually chronic hypothermia associated with a pink flushed appearance, edema and neurological and biochemical abnormalities.
  EXCLUDES *mild hypothermia of newborn (P80.8)*
- **P80.8 Other hypothermia of newborn** CC/MCC Ex0
  Mild hypothermia of newborn
- **P80.9 Hypothermia of newborn, unspecified** CC/MCC Ex0

4th **P81 Other disturbances of temperature regulation of newborn**

- **P81.0 Environmental hyperthermia of newborn** CC/MCC Ex0
- **P81.8 Other specified disturbances of temperature regulation of newborn** CC/MCC Ex0
- **P81.9 Disturbance of temperature regulation of newborn, unspecified** CC/MCC Ex0
  Fever of newborn NOS

4th **P83 Other conditions of integument specific to newborn**

EXCLUDES *congenital malformations of skin and integument (Q80-Q84)*
hydrops fetalis due to hemolytic disease (P56.-)
neonatal skin infection (P39.4)
staphylococcal scalded skin syndrome (L00)
EXCLUDES 1 *cradle cap (L21.0)*
diaper [napkin] dermatitis (L22)

- **P83.0 Sclerema neonatorum** CC CC/MCC Ex0
- **P83.1 Neonatal erythema toxicum**
- **P83.2 Hydrops fetalis not due to hemolytic disease** MCC CC/MCC Ex0
  Hydrops fetalis NOS

- P83.3 **Other and unspecified edema specific to newborn**
  - P83.30 **Unspecified edema specific to newborn** CC CC/MCC Ex0
  - P83.39 **Other edema specific to newborn** CC CC/MCC Ex0
- P83.4 **Breast engorgement of newborn**
  - Noninfective mastitis of newborn
- P83.5 **Congenital hydrocele**
- P83.6 **Umbilical polyp of newborn**
- P83.8 **Other specified conditions of integument specific to newborn**
  - P83.81 **Umbilical granuloma** POA
    - Granulomatous disorder *of the skin and subcutaneous tissue, unspecified (L92.9)*
  - P83.88 **Other specified conditions of integument specific to newborn** POA
    - Bronze baby syndrome
    - Neonatal scleroderma
    - Urticaria neonatorum
- P83.9 **Condition of the integument specific to newborn, unspecified**

Other problems with newborn (P84)

P84 Other problems with newborn CC/MCC Ex

Acidemia of newborn
Acidosis of newborn
Anoxia of newborn NOS
Asphyxia of newborn NOS
Hypercapnia of newborn
Hypoxemia of newborn
Hypoxia of newborn NOS
Mixed metabolic and respiratory acidosis of newborn

EXCLUDES1 *intracranial hemorrhage due to anoxia or hypoxia (P52.-)*
hypoxic ischemic encephalopathy [HIE] (P91.6-)
late metabolic acidosis of newborn (P74.0)

Other disorders originating in the perinatal period (P90-P96)

P90 **Convulsions of newborn** HCC MCC CC/MCC Exc

AHA: Q4 2020, Q2 2018

EXCLUDES1 *benign myoclonic epilepsy in infancy (G40.3-)*
benign neonatal convulsions (familial) (G40.3-)

4th P91 **Other disturbances of cerebral status of newborn**

P91.0 **Neonatal cerebral ischemia** HCC MCC CC/MCC Exc

EXCLUDES1 *Neonatal cerebral infarction (P91.82-)*

P91.1 **Acquired periventricular cysts of newborn** HCC MCC CC/MCC Exc

P91.2 **Neonatal cerebral leukomalacia** HCC MCC CC/MCC Exc

Periventricular leukomalacia

P91.3 **Neonatal cerebral irritability** HCC MCC CC/MCC Exc

P91.4 **Neonatal cerebral depression** HCC MCC CC/MCC Exc

P91.5 **Neonatal coma** HCC MCC CC/MCC Exc

5th P91.6 **Hypoxic ischemic encephalopathy [HIE]**

EXCLUDES1 *Neonatal cerebral depression (P91.4)*
Neonatal cerebral irritability (P91.3)
Neonatal coma (P91.5)

P91.60 **Hypoxic ischemic encephalopathy [HIE], unspecified** CC HCC CC/MCC Exc

P91.61 **Mild hypoxic ischemic encephalopathy [HIE]** CC HCC CC/MCC Exc

P91.62 **Moderate hypoxic ischemic encephalopathy [HIE]** CC HCC CC/MCC Exc

P91.63 **Severe hypoxic ischemic encephalopathy [HIE]** HCC MCC CC/MCC Exc

5th P91.8 Other specified disturbances of cerebral status of newborn

6th P91.81 Neonatal encephalopathy

P91.811 Neonatal encephalopathy in diseases classified elsewhere POA HCC

Code first underlying condition, if known, such as:

congenital cirrhosis (of liver) (P78.81)

intracranial nontraumatic hemorrhage of newborn (P52.-)

kernicterus (P57.-)

P91.819 Neonatal encephalopathy, unspecified POA HCC CC/MCC Exc

6th P91.82 Neonatal cerebral infarction

Neonatal stroke

Perinatal arterial ischemic stroke

Perinatal cerebral infarction

EXCLUDES1 *cerebral infarction (I63.-)*

EXCLUDES2 *intracranial hemorrhage of newborn (P52.-)*

P91.821 Neonatal cerebral infarction, right side of brain POA HCC MCC CC/MCC Exc

AHA: Q4 2020

P91.822 Neonatal cerebral infarction, left side of brain POA HCC MCC CC/MCC Exc

AHA: Q4 2020

P91.823 Neonatal cerebral infarction, bilateral POA HCC MCC CC/MCC Exc

AHA: Q4 2020

P91.829 Neonatal cerebral infarction, unspecified side POA HCC MCC CC/MCC Exc

AHA: Q4 2020

P91.88 Other specified disturbances of cerebral status of newborn POA HCC CC/MCC Exc

P91.9 Disturbance of cerebral status of newborn, unspecified HCC CC/MCC Exc

4th P92 **Feeding problems of newborn**

EXCLUDES *eating disorders (F50.-)*

EXCLUDES *feeding problems in child over 28 days old (R63.3-)*

5th P92.0 **Vomiting of newborn**

EXCLUDES *vomiting of child over 28 days old (R11.-)*

P92.01 **Bilious vomiting of newborn** MCC CC/MCC Ex0

EXCLUDES *bilious vomiting in child over 28 days old (R11.14)*

P92.09 **Other vomiting of newborn** CC/MCC Ex0

EXCLUDES *regurgitation of food in newborn (P92.1)*

P92.1 **Regurgitation and rumination of newborn**

P92.2 **Slow feeding of newborn**

P92.3 **Underfeeding of newborn**

P92.4 **Overfeeding of newborn**

P92.5 **Neonatal difficulty in feeding at breast**

AHA: Q1 2017, Q3 2016

P92.6 **Failure to thrive in newborn**

EXCLUDES *failure to thrive in child over 28 days old (R62.51)*

P92.8 **Other feeding problems of newborn**

P92.9 **Feeding problem of newborn, unspecified**

4th P93 **Reactions and intoxications due to drugs administered to newborn**

INCLUDES *reactions and intoxications due to drugs administered to fetus affecting newborn*

EXCLUDES *jaundice due to drugs or toxins transmitted from mother or given to newborn (P58.4-)*

reactions and intoxications from maternal opiates, tranquilizers and other medication (P04.0-P04.1, P04.4-)

withdrawal symptoms from maternal use of drugs of addiction (P96.1)

withdrawal symptoms from therapeutic use of drugs in newborn (P96.2)

P93.0 **Grey baby syndrome** CC HCC CC/MCC Ex0

Grey syndrome from chloramphenicol administration in newborn

P93.8 **Other reactions and intoxications due to drugs administered to newborn** CC HCC CC/MCC Ex0

Use additional code for adverse effect, if applicable, to identify drug (T36-T50 with fifth or sixth character 5)

4th P94 **Disorders of muscle tone of newborn**

P94.0 **Transient neonatal myasthenia gravis** CC CC/MCC Ex0

EXCLUDES1 *myasthenia gravis (G70.0)*

P94.1 **Congenital hypertonia** CC/MCC Ex0

P94.2 **Congenital hypotonia** CC/MCC Ex0

Floppy baby syndrome, unspecified

P94.8 **Other disorders of muscle tone of newborn** CC/MCC Ex0

P94.9 **Disorder of muscle tone of newborn, unspecified** CC/MCC Ex0

P95 **Stillbirth** CC/MCC Ex0

See Official Guidelines, "Stillbirth" I.C.16.g

Deadborn fetus NOS

Fetal death of unspecified cause

Stillbirth NOS

EXCLUDES1 *maternal care for intrauterine death (O36.4)*

missed abortion (O02.1)

outcome of delivery, stillbirth (Z37.1, Z37.3, Z37.4, Z37.7)

4th P96 **Other conditions originating in the perinatal period**

See Official Guidelines, "Certain Conditions Originating in the Perinatal Period" I.C.16

P96.0 **Congenital renal failure** CC/MCC Ex0

Uremia of newborn

P96.1 **Neonatal withdrawal symptoms from maternal use of drugs of addiction** CC HCC CC/MCC Ex0

AHA: Q4 2018

Drug withdrawal syndrome in infant of dependent mother

Neonatal abstinence syndrome

EXCLUDES1 *reactions and intoxications from maternal opiates and tranquilizers administered during labor and delivery (P04.0)*

P96.2 **Withdrawal symptoms from therapeutic use of drugs in newborn** CC HCC CC/MCC Ex0

P96.3 **Wide cranial sutures of newborn** CC/MCC Ex0

Neonatal craniotabes

P96.5 **Complication to newborn due to (fetal) intrauterine procedure** CC/MCC Ex0

EXCLUDES1 *newborn affected by amniocentesis (P00.6)*

5th P96.8 **Other specified conditions originating in the perinatal period**

P96.81 **Exposure to (parental) (environmental) tobacco smoke in the perinatal period**

Excludes *newborn affected by in utero exposure to tobacco (P04.2)*

exposure to environmental tobacco smoke after the perinatal period (Z77.22)

P96.82 **Delayed separation of umbilical cord** CC/MCC Ex0

P96.83 **Meconium staining** CC/MCC Ex0

Excludes *meconium aspiration (P24.00, P24.01)*

meconium passage during delivery (P03.82)

P96.89 **Other specified conditions originating in the perinatal period** CC/MCC Ex0

AHA: Q3 2023

Use additional code to specify condition

P96.9 **Condition originating in the perinatal period, unspecified** CC/MCC Ex0

Congenital debility NOS

Chapter 17: Congenital Malformations, Deformations, and Chromosomal Abnormalities (Q00-QA0)

Chapter-Specific Coding Guidelines

I.C.17. Chapter 17: Congenital malformations, deformations, and chromosomal abnormalities *(Q00-QA1)*

Assign an appropriate code(s) from categories Q00-QA1, Congenital malformations, deformations, and chromosomal abnormalities when a malformation/deformation or chromosomal abnormality is documented. A malformation/deformation/or chromosomal abnormality may be the principal/first-listed diagnosis on a record or a secondary diagnosis.

When a malformation/deformation or chromosomal abnormality does not have a unique code assignment, assign additional code(s) for any manifestations that may be present.

When the code assignment specifically identifies the malformation/deformation or chromosomal abnormality, manifestations that are an inherent component of the anomaly should not be coded separately. Additional codes should be assigned for manifestations that are not an inherent component.

Codes from Chapter 17 may be used throughout the life of the patient. If a congenital malformation or deformity has been corrected, a personal history code should be used to identify the history of the malformation or deformity. Although present at birth, a malformation/deformation/or chromosomal abnormality may not be identified until later in life. Whenever the condition is diagnosed by the provider, it is appropriate to assign a code from codes Q00- QA1. For the birth admission, the appropriate code from category Z38, Liveborn infants, according to place of birth and type of delivery, should be sequenced as the principal diagnosis, followed by any congenital anomaly codes, Q00- QA1.

Congenital malformations, deformations, chromosomal abnormalities, and genetic disorders ▶(Q00-QA0)◀

See Official Guidelines, "Congenital Malformations, Deformation, and Chromosomal Abnormalities" I.C.17

NOTES Codes from this chapter are not for use on maternal records

EXCLUDES *inborn errors of metabolism (E70-E88)*

This chapter contains the following blocks:

Q00-Q07	Congenital malformations of the nervous system
Q10-Q18	Congenital malformations of eye, ear, face and neck
Q20-Q28	Congenital malformations of the circulatory system
Q30-Q34	Congenital malformations of the respiratory system
Q35-Q37	Cleft lip and cleft palate
Q38-Q45	Other congenital malformations of the digestive system
Q50-Q56	Congenital malformations of genital organs
Q60-Q64	Congenital malformations of the urinary system
Q65-Q79	Congenital malformations and deformations of the musculoskeletal system
Q80-Q89	Other congenital malformations
Q90-Q99	Chromosomal abnormalities, not elsewhere classified
QA0	*Genetic disorders, not elsewhere classified

Congenital malformations of the nervous system (Q00-Q07)

4th Q00 **Anencephaly and similar malformations**

Q00.0 **Anencephaly** POA HCC MCC RxHCC CC/MCC Ex0

Acephaly
Acrania
Amyelencephaly
Hemianencephaly
Hemicephaly

Q00.1 **Craniorachischisis** POA HCC MCC RxHCC CC/MCC Ex0

Q00.2 **Iniencephaly** POA HCC MCC RxHCC CC/MCC Ex0

4th Q01 **Encephalocele**

INCLUDES *Arnold-Chiari syndrome, type III*
encephalocystocele
encephalomyelocele
hydroencephalocele
hydromeningocele, cranial
meningocele, cerebral
meningoencephalocele

EXCLUDES1 *Meckel-Gruber syndrome (Q61.9)*

Q01.0 **Frontal encephalocele** CC POA HCC RxHCC CC/MCC Ex0

Q01.1 **Nasofrontal encephalocele** CC POA HCC RxHCC CC/MCC Ex0

Q01.2 **Occipital encephalocele** CC POA HCC RxHCC CC/MCC Ex0

Q01.8 **Encephalocele of other sites** CC POA HCC RxHCC CC/MCC Ex0

Q01.9 **Encephalocele, unspecified** CC POA HCC RxHCC CC/MCC Ex0

Q02 **Microcephaly** POA HCC RxHCC CC/MCC Ex0

AHA: Q4 2018, Q4 2016

INCLUDES *hydromicrocephaly*
micrencephalon

Code first, if applicable, congenital Zika virus disease

EXCLUDES1 *Meckel-Gruber syndrome (Q61.9)*

4th Q03 **Congenital hydrocephalus**

INCLUDES *hydrocephalus in newborn*

EXCLUDES *Arnold-Chiari syndrome, type II (Q07.0-)*
acquired hydrocephalus (G91.-)
hydrocephalus due to congenital toxoplasmosis (P37.1)
hydrocephalus with spina bifida (Q05.0-Q05.4)

Q03.0 **Malformations of aqueduct of Sylvius** POA HCC RxHCC CC/MCC Exc
Anomaly of aqueduct of Sylvius
Obstruction of aqueduct of Sylvius, congenital
Stenosis of aqueduct of Sylvius

Q03.1 **Atresia of foramina of Magendie and Luschka** POA HCC RxHCC CC/MCC Exc
Dandy-Walker syndrome

Q03.8 **Other congenital hydrocephalus** POA HCC RxHCC CC/MCC Exc

Q03.9 **Congenital hydrocephalus, unspecified** POA HCC RxHCC CC/MCC Exc

4th Q04 **Other congenital malformations of brain**

EXCLUDES *cyclopia (Q87.0)*
macrocephaly (Q75.3)

Q04.0 **Congenital malformations of corpus callosum** POA HCC MCC RxHCC CC/MCC Exc
Agenesis of corpus callosum

Q04.1 **Arhinencephaly** POA HCC MCC RxHCC CC/MCC Exc

Q04.2 **Holoprosencephaly** POA HCC MCC RxHCC CC/MCC Exc

Q04.3 **Other reduction deformities of brain** POA HCC MCC RxHCC CC/MCC Exc
Absence of part of brain
Agenesis of part of brain
Agyria
Aplasia of part of brain
Hydranencephaly
Hypoplasia of part of brain
Lissencephaly
Microgyria
Pachygyria

EXCLUDES *congenital malformations of corpus callosum (Q04.0)*

Q04.4 Septo-optic dysplasia of brain CC POA HCC RxHCC CC/MCC Ex6

Q04.5 Megalencephaly CC POA HCC RxHCC CC/MCC Ex6

Q04.6 Congenital cerebral cysts CC POA HCC RxHCC CC/MCC Ex6

Porencephaly

Schizencephaly

EXCLUDES *acquired porencephalic cyst (G93.0)*

Q04.8 Other specified congenital malformations of brain CC POA HCC RxHCC CC/MCC Ex6

Arnold-Chiari syndrome, type IV

Macrogyria

Q04.9 Congenital malformation of brain, unspecified POA HCC RxHCC

Congenital anomaly NOS of brain

Congenital deformity NOS of brain

Congenital disease or lesion NOS of brain

Multiple anomalies NOS of brain, congenital

4th Q05 Spina bifida

INCLUDES *hydromeningocele (spinal)*
meningocele (spinal)
meningomyelocele
myelocele
myelomeningocele
rachischisis
spina bifida (aperta)(cystica)
syringomyelocele

Use additional code for any associated paraplegia (paraparesis) (G82.2-)

EXCLUDES *Arnold-Chiari syndrome, type II (Q07.0-)*
spina bifida occulta (Q76.0)

Q05.0 Cervical spina bifida with hydrocephalus CC POA HCC RxHCC CC/MCC Ex6

Q05.1 Thoracic spina bifida with hydrocephalus CC POA HCC RxHCC CC/MCC Ex6

Dorsal spina bifida with hydrocephalus

Thoracolumbar spina bifida with hydrocephalus

Q05.2 Lumbar spina bifida with hydrocephalus CC POA HCC RxHCC CC/MCC Ex0
Lumbosacral spina bifida with hydrocephalus

Q05.3 Sacral spina bifida with hydrocephalus CC POA HCC RxHCC CC/MCC Ex0

Q05.4 Unspecified spina bifida with hydrocephalus CC POA HCC RxHCC CC/MCC Ex0

Q05.5 Cervical spina bifida without hydrocephalus POA HCC RxHCC CC/MCC Ex0

Q05.6 Thoracic spina bifida without hydrocephalus POA HCC RxHCC CC/MCC Ex0
Dorsal spina bifida NOS
Thoracolumbar spina bifida NOS

Q05.7 Lumbar spina bifida without hydrocephalus POA HCC RxHCC CC/MCC Ex0
Lumbosacral spina bifida NOS

Q05.8 Sacral spina bifida without hydrocephalus POA HCC RxHCC CC/MCC Ex0

Q05.9 Spina bifida, unspecified POA HCC RxHCC CC/MCC Ex0

4th Q06 Other congenital malformations of spinal cord

Q06.0 Amyelia POA HCC RxHCC CC/MCC Ex0

Q06.1 Hypoplasia and dysplasia of spinal cord POA HCC RxHCC CC/MCC Ex0
Atelomyelia
Myelatelia
Myelodysplasia of spinal cord

Q06.2 Diastematomyelia POA HCC RxHCC

Q06.3 Other congenital cauda equina malformations POA HCC RxHCC CC/MCC Ex0

Q06.4 Hydromyelia POA HCC RxHCC
Hydrorachis

Q06.8 Other specified congenital malformations of spinal cord POA HCC RxHCC CC/MCC Ex0

Q06.9 Congenital malformation of spinal cord, unspecified POA HCC RxHCC CC/MCC Ex0
Congenital anomaly NOS of spinal cord
Congenital deformity NOS of spinal cord
Congenital disease or lesion NOS of spinal cord

4th Q07 Other congenital malformations of nervous system

EXCLUDES congenital central alveolar hypoventilation syndrome (G47.35)
familial dysautonomia [Riley-Day] (G90.1)
neurofibromatosis (nonmalignant) (Q85.0-)

5th Q07.0 Arnold-Chiari syndrome

Arnold-Chiari syndrome, type II

EXCLUDES Arnold-Chiari syndrome, type III (Q01.-)
Arnold-Chiari syndrome, type IV (Q04.8)

Q07.00 Arnold-Chiari syndrome without spina bifida or hydrocephalus POA HCC RxHCC CC/MCC Exc

Q07.01 Arnold-Chiari syndrome with spina bifida POA HCC RxHCC CC/MCC Exc

Q07.02 Arnold-Chiari syndrome with hydrocephalus CC POA HCC RxHCC CC/MCC Exc

Q07.03 Arnold-Chiari syndrome with spina bifida and hydrocephalus CC POA HCC RxHCC CC/MCC Exc

Q07.8 Other specified congenital malformations of nervous system POA HCC RxHCC CC/MCC Exc

Agenesis of nerve
Displacement of brachial plexus
Jaw-winking syndrome
Marcus Gunn's syndrome

Q07.9 Congenital malformation of nervous system, unspecified POA HCC RxHCC CC/MCC Exc

Congenital anomaly NOS of nervous system
Congenital deformity NOS of nervous system
Congenital disease or lesion NOS of nervous system

Congenital malformations of eye, ear, face and neck (Q10-Q18)

EXCLUDES *cleft lip and cleft palate (Q35-Q37)*
congenital malformation of cervical spine (Q05.0, Q05.5, Q67.5, Q76.0-Q76.4)
congenital malformation of larynx (Q31.-)
congenital malformation of lip NEC (Q38.0)
congenital malformation of nose (Q30.-)
congenital malformation of parathyroid gland (Q89.2)
congenital malformation of thyroid gland (Q89.2)

4th Q10 **Congenital malformations of eyelid, lacrimal apparatus and orbit**

EXCLUDES1 *cryptophthalmos NOS (Q11.2)*
cryptophthalmos syndrome (Q87.0)

Q10.0 **Congenital ptosis** POA

Q10.1 **Congenital ectropion** POA

Q10.2 **Congenital entropion** POA

Q10.3 **Other congenital malformations of eyelid** POA
Ablepharon
Blepharophimosis, congenital
Coloboma of eyelid
Congenital absence or agenesis of cilia
Congenital absence or agenesis of eyelid
Congenital accessory eyelid
Congenital accessory eye muscle
Congenital malformation of eyelid NOS

Q10.4 **Absence and agenesis of lacrimal apparatus** POA
Congenital absence of punctum lacrimale

Q10.5 **Congenital stenosis and stricture of lacrimal duct** POA

Q10.6 **Other congenital malformations of lacrimal apparatus** POA
Congenital malformation of lacrimal apparatus NOS

Q10.7 **Congenital malformation of orbit** POA

4th Q11 **Anophthalmos, microphthalmos and macrophthalmos**

Q11.0 **Cystic eyeball** POA

DEFINITION: Congenital cystic eye (CCE or cystic eyeball) is a rare ocular malformation in which the eye does not develop in utero, and is replaced by fluid-filled tissue.

Q11.1 **Other anophthalmos** POA

Anophthalmos NOS
Agenesis of eye
Aplasia of eye

Q11.2 **Microphthalmos** POA

Cryptophthalmos NOS
Dysplasia of eye
Hypoplasia of eye
Rudimentary eye

EXCLUDES1 *cryptophthalmos syndrome (Q87.0)*

Q11.3 **Macrophthalmos** POA CC/MCC Exb

EXCLUDES1 *macrophthalmos in congenital glaucoma (Q15.0)*

4th Q12 **Congenital lens malformations**

Q12.0 **Congenital cataract** POA

Q12.1 **Congenital displaced lens** POA

Q12.2 **Coloboma of lens** POA

Q12.3 **Congenital aphakia** POA

Q12.4 **Spherophakia** POA

Q12.8 **Other congenital lens malformations** POA

Microphakia

Q12.9 **Congenital lens malformation, unspecified** POA

4th Q13 Congenital malformations of anterior segment of eye

Q13.0 Coloboma of iris POA

Coloboma NOS

Q13.1 Absence of iris POA

Aniridia

Use additional code for associated glaucoma (H42)

Q13.2 Other congenital malformations of iris POA

Anisocoria, congenital

Atresia of pupil

Congenital malformation of iris NOS

Corectopia

Q13.3 Congenital corneal opacity POA

Q13.4 Other congenital corneal malformations POA

Congenital malformation of cornea NOS

Microcornea

Peter's anomaly

Q13.5 Blue sclera POA

5th Q13.8 Other congenital malformations of anterior segment of eye

Q13.81 Rieger anomaly POA

Axenfeld-Rieger syndrome

Code also any other associated congenital malformations such as cardiac defects

Use additional code for associated glaucoma (H42)

Q13.89 Other congenital malformations of anterior segment of eye POA

Q13.9 Congenital malformation of anterior segment of eye, unspecified POA

4th Q14 Congenital malformations of posterior segment of eye

Excludes *optic nerve hypoplasia (H47.03-)*

Q14.0 Congenital malformation of vitreous humor POA

Congenital vitreous opacity

Q14.1 Congenital malformation of retina POA

Congenital retinal aneurysm

Q14.2 Congenital malformation of optic disc POA

Coloboma of optic disc

Q14.3 Congenital malformation of choroid POA

Q14.8 Other congenital malformations of posterior segment of eye POA

Coloboma of the fundus

Q14.9 Congenital malformation of posterior segment of eye, unspecified POA

4th Q15 Other congenital malformations of eye

Excludes *congenital nystagmus (H55.01)*
ocular albinism (E70.31-)
optic nerve hypoplasia (H47.03-)
retinitis pigmentosa (H35.52)

Q15.0 Congenital glaucoma POA

Axenfeld's anomaly
Buphthalmos
Glaucoma of childhood
Glaucoma of newborn
Hydrophthalmos
Keratoglobus, congenital, with glaucoma
Macrocornea with glaucoma
Macrophthalmos in congenital glaucoma
Megalocornea with glaucoma

Q15.8 Other specified congenital malformations of eye POA CC/MCC Ex6

Q15.9 Congenital malformation of eye, unspecified POA CC/MCC Ex6

Congenital anomaly of eye
Congenital deformity of eye

4th Q16 Congenital malformations of ear causing impairment of hearing

EXCLUDES *congenital deafness (H90.-)*

Q16.0 Congenital absence of (ear) auricle POA

Q16.1 Congenital absence, atresia and stricture of auditory canal (external) POA CC/MCC Ex6

Congenital atresia or stricture of osseous meatus

Q16.2 Absence of eustachian tube POA

Q16.3 Congenital malformation of ear ossicles POA

Congenital fusion of ear ossicles

Q16.4 Other congenital malformations of middle ear POA

Congenital malformation of middle ear NOS

Q16.5 Congenital malformation of inner ear POA

Congenital anomaly of membranous labyrinth

Congenital anomaly of organ of Corti

Q16.9 Congenital malformation of ear causing impairment of hearing, unspecified POA CC/MCC Ex6

Congenital absence of ear NOS

4th Q17 Other congenital malformations of ear

EXCLUDES *congenital malformations of ear with impairment of hearing (Q16.0-Q16.9)*

preauricular sinus (Q18.1)

Q17.0 Accessory auricle POA

Accessory tragus

Polyotia

Preauricular appendage or tag

Supernumerary ear

Supernumerary lobule

Q17.1 Macrotia POA

Q17.2 Microtia POA

Q17.3 Other misshapen ear POA CC/MCC Ex6

Pointed ear

Q17.4 Misplaced ear POA CC/MCC Ex6

Low-set ears

EXCLUDES *cervical auricle (Q18.2)*

Q17.5 Prominent ear POA CC/MCC Ex6

Bat ear

Q17.8 Other specified congenital malformations of ear POA CC/MCC Ex6

Congenital absence of lobe of ear

Q17.9 Congenital malformation of ear, unspecified POA CC/MCC Ex6

Congenital anomaly of ear NOS

4th Q18 Other congenital malformations of face and neck

EXCLUDES1 *cleft lip and cleft palate (Q35-Q37)*
conditions classified to Q67.0-Q67.4
congenital malformations of skull and face bones (Q75.-)
cyclopia (Q87.0)
dentofacial anomalies [including malocclusion] (M26.-)
malformation syndromes affecting facial appearance (Q87.0)
persistent thyroglossal duct (Q89.2)

Q18.0 **Sinus, fistula and cyst of branchial cleft** POA?
Branchial vestige

Q18.1 **Preauricular sinus and cyst** POA?
Fistula of auricle, congenital
Cervicoaural fistula

Q18.2 **Other branchial cleft malformations** POA?
Branchial cleft malformation NOS
Cervical auricle
Otocephaly

Q18.3 **Webbing of neck** POA?
Pterygium colli

Q18.4 **Macrostomia** POA?

Q18.5 **Microstomia** POA?

Q18.6 **Macrocheilia** POA?
Hypertrophy of lip, congenital

Q18.7 **Microcheilia** POA?

Q18.8 **Other specified congenital malformations of face and neck** POA?
Medial cyst of face and neck
Medial fistula of face and neck
Medial sinus of face and neck

Q18.9 **Congenital malformation of face and neck, unspecified** POA?
Congenital anomaly NOS of face and neck

Congenital malformations of the circulatory system (Q20-Q28)

4th Q20 **Congenital malformations of cardiac chambers and connections**

EXCLUDES *dextrocardia with situs inversus (Q89.3)*
mirror-image atrial arrangement with situs inversus (Q89.3)

Q20.0 **Common arterial trunk** POA MCC RxHCC CC/MCC Exc
Persistent truncus arteriosus
EXCLUDES *aortic septal defect (Q21.4)*

Q20.1 **Double outlet right ventricle** POA MCC RxHCC CC/MCC Exc
Taussig-Bing syndrome

Q20.2 **Double outlet left ventricle** POA MCC RxHCC CC/MCC Exc

Q20.3 **Discordant ventriculoarterial connection** POA MCC RxHCC CC/MCC Exc
Dextrotransposition of aorta
Transposition of great vessels (complete)

Q20.4 **Double inlet ventricle** POA MCC RxHCC CC/MCC Exc
Common ventricle
Cor triloculare biatriatum
Single ventricle

Q20.5 **Discordant atrioventricular connection** CC POA RxHCC CC/MCC Exc
Corrected transposition
Levotransposition
Ventricular inversion

Q20.6 **Isomerism of atrial appendages** POA CC/MCC Exc
Isomerism of atrial appendages with asplenia or polysplenia

Q20.8 **Other congenital malformations of cardiac chambers and connections** POA RxHCC CC/MCC Exc
Cor binoculare

Q20.9 **Congenital malformation of cardiac chambers and connections, unspecified** POA CC/MCC Exc

4th Q21 **Congenital malformations of cardiac septa**

EXCLUDES *acquired cardiac septal defect (I51.0)*

Q21.0 **Ventricular septal defect** CC POA RxHCC CC/MCC Ex6

Roger's disease

5th Q21.1 **Atrial septal defect**

EXCLUDES *ostium primum atrial septal defect (type I) (Q21.20)*

Q21.10 **Atrial septal defect, unspecified** CC POA CC/MCC Ex6

AHA: Q4 2022

Q21.11 **Secundum atrial septal defect** CC POA CC/MCC Ex6

AHA: Q4 2022

Fenestrated atrial septum

Patent or persistent ostium secundum defect (type II)

Q21.12 **Patent foramen ovale** CC POA CC/MCC Ex6

AHA: Q4 2022

Persistent foramen ovale

Q21.13 **Coronary sinus atrial septal defect** CC POA CC/MCC Ex6

AHA: Q4 2022

Coronary sinus defect

Unroofed coronary sinus

Q21.14 **Superior sinus venosus atrial septal defect** CC POA CC/MCC Ex6

AHA: Q4 2022

Superior vena cava type atrial septal defect

Q21.15 **Inferior sinus venosus atrial septal defect** CC POA CC/MCC Ex6

AHA: Q4 2022

Inferior vena cava type atrial septal defect

Q21.16 **Sinus venosus atrial septal defect, unspecified** CC POA CC/MCC Ex6

AHA: Q4 2022

Sinus venosus defect, NOS

Q21.19 **Other specified atrial septal defect** CC POA CC/MCC Ex6

AHA: Q4 2022

Common atrium

Other specified atrial septal abnormality

5th Q21.2 Atrioventricular septal defect

Atrioventricular canal defect
Endocardial cushion defect
Ostium primum atrial septal defect (type I)

Q21.20 **Atrioventricular septal defect, unspecified as to partial or complete** CC POA RxHCC CC/MCC Ex0

AHA: Q4 2022

Atrioventricular canal, NOS
Endocardial cushion defect NOS
Ostium primum atrial septal defect (type I) NOS

Q21.21 **Partial atrioventricular septal defect** CC POA RxHCC CC/MCC Ex0

AHA: Q4 2022

Incomplete atrioventricular canal
Incomplete atrioventricular septal defect
Incomplete endocardial cushion defect
Ostium primum atrial septal defect (type I) with separate atrioventricular valves
Partial atrioventricular canal
Partial endocardial cushion defect

Q21.22 **Transitional atrioventricular septal defect** CC POA RxHCC CC/MCC Ex0

AHA: Q4 2022

Intermediate atrioventricular canal
Intermediate atrioventricular septal defect
Intermediate endocardial cushion defect
Ostium primum atrial septal defect (type I) with separate atrioventricular valves and a small or restrictive inlet VSD
Transitional atrioventricular canal
Transitional endocardial cushion defect

Q21.23 **Complete atrioventricular septal defect** CC POA RxHCC CC/MCC Ex0

AHA: Q4 2022

Common atrioventricular canal
Common atrioventricular septal defect
Common endocardial cushion defect
Ostium primum atrial septal defect (type I) with common atrioventricular valve and a moderate or larger inlet VSD

Q21.3 **Tetralogy of Fallot** POA MCC RxHCC CC/MCC Exc

Ventricular septal defect with pulmonary stenosis or atresia, dextroposition of aorta and hypertrophy of right ventricle.

Q21.4 **Aortopulmonary septal defect** POA CC/MCC Exc

Aortic septal defect

Aortopulmonary window

Q21.8 **Other congenital malformations of cardiac septa** POA CC/MCC Exc

Eisenmenger's defect

Pentalogy of Fallot

Code also, if applicable:

Eisenmenger's complex (I27.83)

Eisenmenger's syndrome (I27.83)

Q21.9 **Congenital malformation of cardiac septum, unspecified** POA CC/MCC Exc

Septal (heart) defect NOS

4th Q22 **Congenital malformations of pulmonary and tricuspid valves**

Q22.0 **Pulmonary valve atresia** POA MCC RxHCC CC/MCC Exc

Q22.1 **Congenital pulmonary valve stenosis** CC POA CC/MCC Exc

Q22.2 **Congenital pulmonary valve insufficiency** CC POA CC/MCC Exc

Congenital pulmonary valve regurgitation

Q22.3 **Other congenital malformations of pulmonary valve** CC POA CC/MCC Exc

Congenital malformation of pulmonary valve NOS

Supernumerary cusps of pulmonary valve

Q22.4 **Congenital tricuspid stenosis** POA MCC CC/MCC Exc

Congenital tricuspid atresia

Q22.5 **Ebstein's anomaly** POA MCC CC/MCC Exc

Q22.6 **Hypoplastic right heart syndrome** POA MCC CC/MCC Exc

Q22.8 **Other congenital malformations of tricuspid valve** POA MCC CC/MCC Exc

Q22.9 **Congenital malformation of tricuspid valve, unspecified** POA MCC CC/MCC Exc

4th Q23 Congenital malformations of aortic and mitral valves

Q23.0 Congenital stenosis of aortic valve CC POA CC/MCC Ex0

Congenital aortic atresia

Congenital aortic stenosis NOS

EXCLUDES1 *congenital stenosis of aortic valve in hypoplastic left heart syndrome (Q23.4)*

congenital subaortic stenosis (Q24.4)

supravalvular aortic stenosis (congenital) (Q25.3)

Q23.1 Congenital insufficiency of aortic valve CC POA CC/MCC Ex0

Congenital aortic insufficiency

Q23.2 Congenital mitral stenosis CC POA CC/MCC Ex0

Congenital mitral atresia

Q23.3 Congenital mitral insufficiency CC POA CC/MCC Ex0

Q23.4 Hypoplastic left heart syndrome POA MCC RxHCC CC/MCC Ex0

5th Q23.8 Other congenital malformations of aortic and mitral valves

Q23.81 Bicuspid aortic valve POA CC/MCC Ex0

Congenital bicuspid aortic valve

Unicuspid (congenital) aortic valve (at birth)

Code also, if applicable, acquired aortic valve disorders, such as:

aortic (valve) insufficiency (nonrheumatic) (I35.1)

aortic (valve) stenosis (nonrheumatic) (I35.0)

aortic (valve) stenosis with insufficiency (nonrheumatic) (I35.2)

Q23.82 Congenital mitral valve cleft leaflet POA CC/MCC Ex0

Cleft mitral valve leaflet at birth

Q23.88 Other congenital malformations of aortic and mitral valves POA CC/MCC Ex0

Q23.9 Congenital malformation of aortic and mitral valves, unspecified POA CC/MCC Ex0

4th Q24 Other congenital malformations of heart

EXCLUDES endocardial fibroelastosis (I42.4)

Q24.0 Dextrocardia CC POA CC/MCC Ex6

EXCLUDES dextrocardia with situs inversus (Q89.3)
isomerism of atrial appendages (with asplenia or polysplenia) (Q20.6)
mirror-image atrial arrangement with situs inversus (Q89.3)

Q24.1 Levocardia CC POA CC/MCC Ex6

Q24.2 Cor triatriatum POA MCC CC/MCC Ex6

Q24.3 Pulmonary infundibular stenosis CC POA CC/MCC Ex6

Subvalvular pulmonic stenosis

Q24.4 Congenital subaortic stenosis POA MCC CC/MCC Ex6

Q24.5 Malformation of coronary vessels CC POA RxHCC CC/MCC Ex6

Congenital coronary (artery) aneurysm

Q24.6 Congenital heart block POA MCC CC/MCC Ex6

Q24.8 Other specified congenital malformations of heart POA CC/MCC Ex6

Congenital diverticulum of left ventricle
Congenital malformation of myocardium
Congenital malformation of pericardium
Malposition of heart
Uhl's disease

Q24.9 Congenital malformation of heart, unspecified POA CC/MCC Ex6

Congenital anomaly of heart
Congenital disease of heart

4th Q25 Congenital malformations of great arteries

Q25.0 Patent ductus arteriosus CC POA RxHCC CC/MCC Ex0

Patent ductus Botallo

Persistent ductus arteriosus

Q25.1 Coarctation of aorta CC POA CC/MCC Ex0

AHA: Q4 2016

Coarctation of aorta (preductal) (postductal)

Stenosis of aorta

5th Q25.2 Atresia of aorta

Q25.21 Interruption of aortic arch CC POA CC/MCC Ex0

AHA: Q4 2016

Atresia of aortic arch

Q25.29 Other atresia of aorta CC POA CC/MCC Ex0

AHA: Q4 2016

Atresia of aorta

Q25.3 Supravalvular aortic stenosis CC POA CC/MCC Ex0

EXCLUDES1 *congenital aortic stenosis NOS (Q23.0)*

congenital stenosis of aortic valve (Q23.0)

5th Q25.4 Other congenital malformations of aorta

EXCLUDES1 *hypoplasia of aorta in hypoplastic left heart syndrome (Q23.4)*

Q25.40 Congenital malformation of aorta unspecified CC POA CC/MCC Ex0

AHA: Q4 2016

Q25.41 Absence and aplasia of aorta CC POA CC/MCC Ex0

AHA: Q4 2016

Q25.42 Hypoplasia of aorta CC POA CC/MCC Ex0

AHA: Q4 2016

Q25.43 Congenital aneurysm of aorta CC POA CC/MCC Ex0

AHA: Q4 2016

Congenital aneurysm of aortic root

Congenital aneurysm of aortic sinus

Q25.44 **Congenital dilation of aorta** CC POA CC/MCC Ex0

AHA: Q4 2016

Q25.45 **Double aortic arch** CC POA CC/MCC Ex0

AHA: Q4 2016

Vascular ring of aorta

Q25.46 **Tortuous aortic arch** CC POA CC/MCC Ex0

AHA: Q4 2016

Persistent convolutions of aortic arch

Q25.47 **Right aortic arch** CC POA CC/MCC Ex0

AHA: Q4 2016

Persistent right aortic arch

Q25.48 **Anomalous origin of subclavian artery** CC POA CC/MCC Ex0

AHA: Q4 2016

Q25.49 **Other congenital malformations of aorta** CC POA CC/MCC Ex0

AHA: Q4 2016

Aortic arch

Bovine arch

Q25.5 **Atresia of pulmonary artery** POA MCC RxHCC CC/MCC Ex0

Q25.6 **Stenosis of pulmonary artery** POA MCC CC/MCC Ex0

Supravalvular pulmonary stenosis

5th Q25.7 **Other congenital malformations of pulmonary artery**

Q25.71 **Coarctation of pulmonary artery** POA MCC RxHCC CC/MCC Ex0

Q25.72 **Congenital pulmonary arteriovenous malformation** POA MCC CC/MCC Ex0

Congenital pulmonary arteriovenous aneurysm

Q25.79 **Other congenital malformations of pulmonary artery** POA MCC CC/MCC Ex0

Aberrant pulmonary artery

Agenesis of pulmonary artery

Congenital aneurysm of pulmonary artery

Congenital anomaly of pulmonary artery

Hypoplasia of pulmonary artery

Q25.8 **Other congenital malformations of other great arteries** CC POA CC/MCC Ex0

Q25.9 **Congenital malformation of great arteries, unspecified** CC POA CC/MCC Ex0

4th Q26 Congenital malformations of great veins

Q26.0 Congenital stenosis of vena cava CC POA RxHCC CC/MCC Ex0
Congenital stenosis of vena cava (inferior)(superior)

Q26.1 Persistent left superior vena cava CC POA RxHCC CC/MCC Ex0

Q26.2 Total anomalous pulmonary venous connection CC POA RxHCC CC/MCC Ex0
Total anomalous pulmonary venous return [TAPVR], subdiaphragmatic
Total anomalous pulmonary venous return [TAPVR], supradiaphragmatic

Q26.3 Partial anomalous pulmonary venous connection CC POA RxHCC CC/MCC Ex0
Partial anomalous pulmonary venous return

Q26.4 Anomalous pulmonary venous connection, unspecified CC POA RxHCC CC/MCC Ex0

Q26.5 Anomalous portal venous connection POA CC/MCC Ex0

Q26.6 Portal vein-hepatic artery fistula POA CC/MCC Ex0

Q26.8 Other congenital malformations of great veins CC POA RxHCC CC/MCC Ex0
Absence of vena cava (inferior) (superior)
Azygos continuation of inferior vena cava
Persistent left posterior cardinal vein
Scimitar syndrome

Q26.9 Congenital malformation of great vein, unspecified CC POA RxHCC CC/MCC Ex0
Congenital anomaly of vena cava (inferior) (superior) NOS

4th Q27 Other congenital malformations of peripheral vascular system

Excludes2 *anomalies of cerebral and precerebral vessels (Q28.0-Q28.3)*
anomalies of coronary vessels (Q24.5)
anomalies of pulmonary artery (Q25.5-Q25.7)
congenital retinal aneurysm (Q14.1)
hemangioma and lymphangioma (D18.-)

Q27.0 Congenital absence and hypoplasia of umbilical artery POA CC/MCC Ex0
Single umbilical artery

Q27.1 Congenital renal artery stenosis POA CC/MCC Ex0

Q27.2 Other congenital malformations of renal artery POA CC/MCC Ex0
Congenital malformation of renal artery NOS
Multiple renal arteries

5th Q27.3 **Arteriovenous malformation (peripheral)**

Arteriovenous aneurysm

EXCLUDES *acquired arteriovenous aneurysm (I77.0)*

EXCLUDES *arteriovenous malformation of cerebral vessels (Q28.2)*

arteriovenous malformation of precerebral vessels (Q28.0)

Q27.30 **Arteriovenous malformation, site unspecified** CC POA CC/MCC Ex0

Q27.31 **Arteriovenous malformation of vessel of upper limb** POA CC/MCC Ex0

Q27.32 **Arteriovenous malformation of vessel of lower limb** POA CC/MCC Ex0

Q27.33 **Arteriovenous malformation of digestive system vessel** POA CC/MCC Ex0

AHA: Q3 2018

Q27.34 **Arteriovenous malformation of renal vessel** POA CC/MCC Ex0

Q27.39 **Arteriovenous malformation, other site** POA CC/MCC Ex0

Q27.4 **Congenital phlebectasia** CC POA CC/MCC Ex0

Q27.8 **Other specified congenital malformations of peripheral vascular system** POA CC/MCC Ex0

Absence of peripheral vascular system

Atresia of peripheral vascular system

Congenital aneurysm (peripheral)

Congenital stricture, artery

Congenital varix

EXCLUDES *arteriovenous malformation (Q27.3-)*

Q27.9 **Congenital malformation of peripheral vascular system, unspecified** POA CC/MCC Ex0

Anomaly of artery or vein NOS

4th Q28 Other congenital malformations of circulatory system

Excludes *congenital aneurysm NOS (Q27.8)*
congenital coronary aneurysm (Q24.5)
ruptured cerebral arteriovenous malformation (I60.8)
ruptured malformation of precerebral vessels (I72.0)

Excludes *congenital peripheral aneurysm (Q27.8)*
congenital pulmonary aneurysm (Q25.79)
congenital retinal aneurysm (Q14.1)

Q28.0 Arteriovenous malformation of precerebral vessels CC POA CC/MCC Exc
Congenital arteriovenous precerebral aneurysm (nonruptured)

Q28.1 Other malformations of precerebral vessels CC POA CC/MCC Exc
Congenital malformation of precerebral vessels NOS
Congenital precerebral aneurysm (nonruptured)

Q28.2 Arteriovenous malformation of cerebral vessels POA MCC CC/MCC Exc
Arteriovenous malformation of brain NOS
Congenital arteriovenous cerebral aneurysm (nonruptured)

Q28.3 Other malformations of cerebral vessels POA MCC CC/MCC Exc
Congenital cerebral aneurysm (nonruptured)
Congenital malformation of cerebral vessels NOS
Developmental venous anomaly

Q28.8 Other specified congenital malformations of circulatory system CC POA CC/MCC Exc
Congenital aneurysm, specified site NEC
Spinal vessel anomaly
Excludes **disorders of pyrophosphate metabolism (E83.82-)*

Q28.9 Congenital malformation of circulatory system, unspecified CC POA CC/MCC Exc

Congenital malformations of the respiratory system (Q30-Q34)

4th Q30 **Congenital malformations of nose**

EXCLUDES *congenital deviation of nasal septum (Q67.4)*

Q30.0 **Choanal atresia** POA

Atresia of nares (anterior) (posterior)

Congenital stenosis of nares (anterior) (posterior)

Q30.1 **Agenesis and underdevelopment of nose** POA

Congenital absent of nose

Q30.2 **Fissured, notched and cleft nose** POA

Q30.3 **Congenital perforated nasal septum** POA

Q30.8 **Other congenital malformations of nose** POA

AHA: Q2 2022

Accessory nose

Congenital anomaly of nasal sinus wall

Q30.9 **Congenital malformation of nose, unspecified** POA

4th Q31 **Congenital malformations of larynx**

EXCLUDES *congenital laryngeal stridor NOS (P28.89)*

Q31.0 **Web of larynx** POA

Glottic web of larynx

Subglottic web of larynx

Web of larynx NOS

Q31.1 **Congenital subglottic stenosis** CC POA CC/MCC Ex0

Q31.2 **Laryngeal hypoplasia** CC POA CC/MCC Ex0

Q31.3 **Laryngocele** CC POA CC/MCC Ex0

Q31.5 **Congenital laryngomalacia** CC POA CC/MCC Ex0

Q31.8 **Other congenital malformations of larynx** CC POA CC/MCC Ex0

Absence of larynx

Agenesis of larynx

Atresia of larynx

Congenital cleft thyroid cartilage

Congenital fissure of epiglottis

Congenital stenosis of larynx NEC

Posterior cleft of cricoid cartilage

Q31.9 **Congenital malformation of larynx, unspecified** CC POA CC/MCC Ex0

4th **Q32 Congenital malformations of trachea and bronchus**

EXCLUDES *congenital bronchiectasis (Q33.4)*

Q32.0 Congenital tracheomalacia CC POA CC/MCC Ex0

Q32.1 Other congenital malformations of trachea CC POA CC/MCC Ex0

Atresia of trachea
Congenital anomaly of tracheal cartilage
Congenital dilatation of trachea
Congenital malformation of trachea
Congenital stenosis of trachea
Congenital tracheocele

Q32.2 Congenital bronchomalacia CC POA CC/MCC Ex0

Q32.3 Congenital stenosis of bronchus CC POA CC/MCC Ex0

Q32.4 Other congenital malformations of bronchus CC POA CC/MCC Ex0

Absence of bronchus
Agenesis of bronchus
Atresia of bronchus
Congenital diverticulum of bronchus
Congenital malformation of bronchus NOS

4th **Q33 Congenital malformations of lung**

Q33.0 Congenital cystic lung CC POA CC/MCC Ex0

Congenital cystic lung disease
Congenital honeycomb lung
Congenital polycystic lung disease

EXCLUDES *cystic fibrosis (E84.0)*
cystic lung disease, acquired or unspecified (J98.4)

Q33.1 Accessory lobe of lung POA CC/MCC Ex0

Azygos lobe (fissured), lung

Q33.2 Sequestration of lung POA MCC CC/MCC Ex0

Q33.3 Agenesis of lung POA MCC CC/MCC Ex0

Congenital absence of lung (lobe)

Q33.4 Congenital bronchiectasis CC POA CC/MCC Ex0

Q33.5 Ectopic tissue in lung POA CC/MCC Ex0

Q33.6 Congenital hypoplasia and dysplasia of lung POA MCC CC/MCC Ex0

Excludes1 *pulmonary hypoplasia associated with short gestation (P28.0)*

Q33.8 Other congenital malformations of lung POA CC/MCC Ex0

Q33.9 Congenital malformation of lung, unspecified POA CC/MCC Ex0

4th Q34 Other congenital malformations of respiratory system

Excludes2 *congenital central alveolar hypoventilation syndrome (G47.35)*

Q34.0 Anomaly of pleura POA CC/MCC Ex0

Q34.1 Congenital cyst of mediastinum POA CC/MCC Ex0

Q34.8 Other specified congenital malformations of respiratory system POA CC/MCC Ex0

Atresia of nasopharynx

Q34.9 Congenital malformation of respiratory system, unspecified POA CC/MCC Ex0

Congenital absence of respiratory system

Congenital anomaly of respiratory system NOS

Cleft lip and cleft palate (Q35-Q37)

Use additional code to identify associated malformation of the nose (Q30.2)

EXCLUDES *Robin's syndrome (Q87.0)*

4th Q35 **Cleft palate**

INCLUDES *fissure of palate*
palatoschisis

EXCLUDES *cleft palate with cleft lip (Q37.-)*

Q35.1 **Cleft hard palate** POA

Q35.3 **Cleft soft palate** POA

Q35.5 **Cleft hard palate with cleft soft palate** POA

Q35.7 **Cleft uvula** POA

Q35.9 **Cleft palate, unspecified** POA
Cleft palate NOS

4th Q36 **Cleft lip**

INCLUDES *cheiloschisis*
congenital fissure of lip
harelip
labium leporinum

EXCLUDES *cleft lip with cleft palate (Q37.-)*

Q36.0 **Cleft lip, bilateral** POA

Q36.1 **Cleft lip, median** POA

Q36.9 **Cleft lip, unilateral** POA
Cleft lip NOS

Q37 **Cleft palate with cleft lip**

INCLUDES *cheilopalatoschisis*

Q37.0 **Cleft hard palate with bilateral cleft lip** POA?

Q37.1 **Cleft hard palate with unilateral cleft lip** POA?

Cleft hard palate with cleft lip NOS

Q37.2 **Cleft soft palate with bilateral cleft lip** POA?

Q37.3 **Cleft soft palate with unilateral cleft lip** POA?

Cleft soft palate with cleft lip NOS

Q37.4 **Cleft hard and soft palate with bilateral cleft lip** POA?

Q37.5 **Cleft hard and soft palate with unilateral cleft lip** POA?

Cleft hard and soft palate with cleft lip NOS

Q37.8 **Unspecified cleft palate with bilateral cleft lip** POA?

Q37.9 **Unspecified cleft palate with unilateral cleft lip** POA?

Cleft palate with cleft lip NOS

Other congenital malformations of the digestive system (Q38-Q45)

4th Q38 **Other congenital malformations of tongue, mouth and pharynx**

EXCLUDES *dentofacial anomalies (M26.-)*
macrostomia (Q18.4)
microstomia (Q18.5)

Q38.0 **Congenital malformations of lips, not elsewhere classified** POA?
Congenital fistula of lip
Congenital malformation of lip NOS
Van der Woude's syndrome
EXCLUDES *cleft lip (Q36.-)*
cleft lip with cleft palate (Q37.-)
macrocheilia (Q18.6)
microcheilia (Q18.7)

Q38.1 **Ankyloglossia** POA?
Tongue tie

Q38.2 **Macroglossia** POA?
Congenital hypertrophy of tongue

Q38.3 **Other congenital malformations of tongue** POA?
Aglossia
Bifid tongue
Congenital adhesion of tongue
Congenital fissure of tongue
Congenital malformation of tongue NOS
Double tongue
Hypoglossia
Hypoplasia of tongue
Microglossia

Q38.4 **Congenital malformations of salivary glands and ducts** POA
- Atresia of salivary glands and ducts
- Congenital absence of salivary glands and ducts
- Congenital accessory salivary glands and ducts
- Congenital fistula of salivary gland

Q38.5 **Congenital malformations of palate, not elsewhere classified** POA CC/MCC Ex0
- Congenital absence of uvula
- Congenital malformation of palate NOS
- Congenital high arched palate

EXCLUDES *cleft palate (Q35.-)*
cleft palate with cleft lip (Q37.-)

Q38.6 **Other congenital malformations of mouth** POA
- Congenital malformation of mouth NOS

Q38.7 **Congenital pharyngeal pouch** POA
- Congenital diverticulum of pharynx

EXCLUDES *pharyngeal pouch syndrome (D82.1)*

Q38.8 **Other congenital malformations of pharynx** POA
- Congenital malformation of pharynx NOS
- Imperforate pharynx

4th Q39 **Congenital malformations of esophagus**

Q39.0 **Atresia of esophagus without fistula** POA MCC CC/MCC Ex0
- Atresia of esophagus NOS

Q39.1 **Atresia of esophagus with tracheo-esophageal fistula** POA MCC CC/MCC Ex0
- Atresia of esophagus with broncho-esophageal fistula

Q39.2 **Congenital tracheo-esophageal fistula without atresia** POA MCC CC/MCC Ex0
- Congenital tracheo-esophageal fistula NOS

Q39.3 **Congenital stenosis and stricture of esophagus** POA MCC CC/MCC Ex0

Q39.4 **Esophageal web** POA MCC CC/MCC Ex0

Q39.5 **Congenital dilatation of esophagus** CC POA CC/MCC Ex0
- Congenital cardiospasm

Q39.6 **Congenital diverticulum of esophagus** CC POA CC/MCC Ex0
- Congenital esophageal pouch

Q39.8 **Other congenital malformations of esophagus** CC POA CC/MCC Ex0
- Congenital absence of esophagus
- Congenital displacement of esophagus
- Congenital duplication of esophagus

Q39.9 **Congenital malformation of esophagus, unspecified** CC POA CC/MCC Ex0

4th Q40 Other congenital malformations of upper alimentary tract

Q40.0 Congenital hypertrophic pyloric stenosis POA MCC CC/MCC Ex0

Congenital or infantile constriction
Congenital or infantile hypertrophy
Congenital or infantile spasm
Congenital or infantile stenosis
Congenital or infantile stricture

Q40.1 Congenital hiatus hernia POA CC/MCC Ex0

Congenital displacement of cardia through esophageal hiatus
EXCLUDES1 *congenital diaphragmatic hernia (Q79.0)*

Q40.2 Other specified congenital malformations of stomach POA

Congenital displacement of stomach
Congenital diverticulum of stomach
Congenital hourglass stomach
Congenital duplication of stomach
Megalogastria
Microgastria

Q40.3 Congenital malformation of stomach, unspecified POA

Q40.8 Other specified congenital malformations of upper alimentary tract POA CC/MCC Ex0

Q40.9 Congenital malformation of upper alimentary tract, unspecified POA CC/MCC Ex0

Congenital anomaly of upper alimentary tract
Congenital deformity of upper alimentary tract

4th **Q41 Congenital absence, atresia and stenosis of small intestine**

INCLUDES *congenital obstruction, occlusion or stricture of small intestine or intestine NOS*

EXCLUDES1 *cystic fibrosis with intestinal manifestation (E84.11)*

meconium ileus NOS (without cystic fibrosis) (P76.0)

Q41.0 Congenital absence, atresia and stenosis of duodenum CC POA HCC CC/MCC Ex0

Q41.1 Congenital absence, atresia and stenosis of jejunum CC POA HCC CC/MCC Ex0

Apple peel syndrome

Imperforate jejunum

Q41.2 Congenital absence, atresia and stenosis of ileum CC POA HCC CC/MCC Ex0

Q41.8 Congenital absence, atresia and stenosis of other specified parts of small intestine CC POA HCC CC/MCC Ex0

Q41.9 Congenital absence, atresia and stenosis of small intestine, part unspecified CC POA HCC CC/MCC Ex0

Congenital absence, atresia and stenosis of intestine NOS

4th **Q42 Congenital absence, atresia and stenosis of large intestine**

INCLUDES *congenital obstruction, occlusion and stricture of large intestine*

Q42.0 Congenital absence, atresia and stenosis of rectum with fistula CC POA HCC CC/MCC Ex0

Q42.1 Congenital absence, atresia and stenosis of rectum without fistula CC POA HCC CC/MCC Ex0

Imperforate rectum

Q42.2 Congenital absence, atresia and stenosis of anus with fistula CC POA HCC CC/MCC Ex0

Q42.3 Congenital absence, atresia and stenosis of anus without fistula CC POA HCC CC/MCC Ex0

Imperforate anus

Q42.8 Congenital absence, atresia and stenosis of other parts of large intestine CC POA HCC CC/MCC Ex0

Q42.9 Congenital absence, atresia and stenosis of large intestine, part unspecified CC POA HCC CC/MCC Ex0

4th **Q43 Other congenital malformations of intestine**

Q43.0 Meckel's diverticulum (displaced) (hypertrophic) POA CC/MCC Ex6

Persistent omphalomesenteric duct

Persistent vitelline duct

Q43.1 Hirschsprung's disease CC POA HCC CC/MCC Ex6

Aganglionosis

Congenital (aganglionic) megacolon

Q43.2 Other congenital functional disorders of colon CC POA HCC CC/MCC Ex6

Congenital dilatation of colon

Q43.3 Congenital malformations of intestinal fixation CC POA HCC CC/MCC Ex6

Congenital omental, anomalous adhesions [bands]

Congenital peritoneal adhesions [bands]

Incomplete rotation of cecum and colon

Insufficient rotation of cecum and colon

Jackson's membrane

Malrotation of colon

Rotation failure of cecum and colon

Universal mesentery

Q43.4 Duplication of intestine CC POA CC/MCC Ex6

Q43.5 Ectopic anus CC POA CC/MCC Ex6

Q43.6 Congenital fistula of rectum and anus CC POA CC/MCC Ex6

EXCLUDES1 *congenital fistula of anus with absence, atresia and stenosis (Q42.2)*

congenital fistula of rectum with absence, atresia and stenosis (Q42.0)

congenital rectovaginal fistula (Q52.2)

congenital urethrorectal fistula (Q64.73)

pilonidal fistula or sinus (L05.-)

Q43.7 **Persistent cloaca** CC POA CC/MCC Exc

Cloaca NOS

Q43.8 **Other specified congenital malformations of intestine** CC POA CC/MCC Exc

Congenital blind loop syndrome
Congenital diverticulitis, colon
Congenital diverticulum, intestine
Dolichocolon
Megaloappendix
Megaloduodenum
Microcolon
Transposition of appendix
Transposition of colon
Transposition of intestine

Q43.9 **Congenital malformation of intestine, unspecified** CC POA CC/MCC Exc

4th Q44 **Congenital malformations of gallbladder, bile ducts and liver**

Q44.0 **Agenesis, aplasia and hypoplasia of gallbladder** CC POA CC/MCC Exc

Congenital absence of gallbladder

Q44.1 **Other congenital malformations of gallbladder** CC POA CC/MCC Exc

Congenital malformation of gallbladder NOS
Intrahepatic gallbladder

Q44.2 **Atresia of bile ducts** POA HCC MCC CC/MCC Exc

Q44.3 **Congenital stenosis and stricture of bile ducts** POA HCC MCC CC/MCC Exc

Q44.4 **Choledochal cyst** CC POA CC/MCC Exc

Q44.5 **Other congenital malformations of bile ducts** CC POA CC/MCC Exc

Accessory hepatic duct
Biliary duct duplication
Congenital malformation of bile duct NOS
Cystic duct duplication

Q44.6 **Cystic disease of liver** CC POA CC/MCC Exc

Fibrocystic disease of liver

5th Q44.7 **Other congenital malformations of liver**

Code also, if applicable, associated malformations affecting other systems

Q44.70 **Other congenital malformation of liver, unspecified** CC POA CC/MCC Ex0

Congenital malformation of liver, NOS

Q44.71 **Alagille syndrome** CC POA HCC CC/MCC Ex0

Alagille-Watson syndrome

Q44.79 **Other congenital malformations of liver** CC POA CC/MCC Ex0

Accessory liver

Congenital absence of liver

Congenital hepatomegaly

4th Q45 **Other congenital malformations of digestive system**

EXCLUDES *congenital diaphragmatic hernia (Q79.0)*

congenital hiatus hernia (Q40.1)

Q45.0 **Agenesis, aplasia and hypoplasia of pancreas** CC POA CC/MCC Ex0

Congenital absence of pancreas

Q45.1 **Annular pancreas** CC POA CC/MCC Ex0

Q45.2 **Congenital pancreatic cyst** CC POA CC/MCC Ex0

Q45.3 **Other congenital malformations of pancreas and pancreatic duct** CC POA CC/MCC Ex0

Accessory pancreas

Congenital malformation of pancreas or pancreatic duct NOS

EXCLUDES1 *congenital diabetes mellitus (E10.-)*

cystic fibrosis (E84.0-E84.9)

fibrocystic disease of pancreas (E84.-)

neonatal diabetes mellitus (P70.2)

Q45.8 **Other specified congenital malformations of digestive system** POA CC/MCC Ex0

Absence (complete) (partial) of alimentary tract NOS

Duplication of digestive system

Malposition, congenital of digestive system

Q45.9 **Congenital malformation of digestive system, unspecified** POA CC/MCC Ex0

Congenital anomaly of digestive system

Congenital deformity of digestive system

Congenital malformations of genital organs (Q50-Q56)

EXCLUDES1 *androgen insensitivity syndrome (E34.5-)*

syndromes associated with anomalies in the number and form of chromosomes (Q90-Q99)

4th Q50 **Congenital malformations of ovaries, fallopian tubes and broad ligaments**

5th Q50.0 **Congenital absence of ovary**

EXCLUDES1 *Turner's syndrome (Q96.-)*

Q50.01 **Congenital absence of ovary, unilateral** POA

Q50.02 **Congenital absence of ovary, bilateral** POA

Q50.1 **Developmental ovarian cyst** POA

Q50.2 **Congenital torsion of ovary** POA

5th Q50.3 **Other congenital malformations of ovary**

Q50.31 **Accessory ovary** POA

Q50.32 **Ovarian streak** POA

46, XX with streak gonads

Q50.39 **Other congenital malformation of ovary** POA

Congenital malformation of ovary NOS

Q50.4 **Embryonic cyst of fallopian tube** POA

Fimbrial cyst

Q50.5 **Embryonic cyst of broad ligament** POA

Epoophoron cyst

Parovarian cyst

Q50.6 **Other congenital malformations of fallopian tube and broad ligament** POA

Absence of fallopian tube and broad ligament

Accessory fallopian tube and broad ligament

Atresia of fallopian tube and broad ligament

Congenital malformation of fallopian tube or broad ligament NOS

4th Q51 Congenital malformations of uterus and cervix

Q51.0 Agenesis and aplasia of uterus POA

Congenital absence of uterus

5th Q51.1 Doubling of uterus with doubling of cervix and vagina

Q51.10 Doubling of uterus with doubling of cervix and vagina without obstruction POA

Doubling of uterus with doubling of cervix and vagina NOS

Q51.11 Doubling of uterus with doubling of cervix and vagina with obstruction POA

5th Q51.2 Other doubling of uterus

Doubling of uterus NOS

Septate uterus

Q51.21 Complete doubling of uterus POA

AHA: Q4 2018

Complete septate uterus

Q51.22 Partial doubling of uterus POA

AHA: Q4 2018

Partial septate uterus

Q51.28 Other and unspecified doubling of uterus POA

AHA: Q4 2018

Septate uterus NOS

Q51.3 Bicornate uterus POA

Bicornate uterus, complete or partial

Q51.4 Unicornate uterus POA

Unicornate uterus with or without a separate uterine horn

Uterus with only one functioning horn

Q51.5 Agenesis and aplasia of cervix POA

Congenital absence of cervix

Q51.6 Embryonic cyst of cervix POA

Q51.7 Congenital fistulae between uterus and digestive and urinary tracts POA

5th Q51.8 Other congenital malformations of uterus and cervix

6th Q51.81 Other congenital malformations of uterus

Q51.810 Arcuate uterus POA

Arcuatus uterus

Q51.811 Hypoplasia of uterus POA

Q51.818 Other congenital malformations of uterus POA

Müllerian anomaly of uterus NEC

6th Q51.82 Other congenital malformations of cervix

Q51.820 Cervical duplication POA

Q51.821 Hypoplasia of cervix POA

Q51.828 Other congenital malformations of cervix POA

Q51.9 Congenital malformation of uterus and cervix, unspecified POA

4th Q52 Other congenital malformations of female genitalia

Q52.0 Congenital absence of vagina POA

Vaginal agenesis, total or partial

5th Q52.1 Doubling of vagina

EXCLUDES1 *doubling of vagina with doubling of uterus and cervix (Q51.1-)*

Q52.10 Doubling of vagina, unspecified POA

Septate vagina NOS

Q52.11 Transverse vaginal septum POA

6th Q52.12 Longitudinal vaginal septum

Q52.120 Longitudinal vaginal septum, nonobstructing POA

AHA: Q4 2016

Q52.121 Longitudinal vaginal septum, obstructing, right side POA

AHA: Q4 2016

Q52.122 Longitudinal vaginal septum, obstructing, left side POA

AHA: Q4 2016

Q52.123 Longitudinal vaginal septum, microperforate, right side POA

AHA: Q4 2016

Q52.124 Longitudinal vaginal septum, microperforate, left side POA

AHA: Q4 2016

Q52.129 Other and unspecified longitudinal vaginal septum POA

AHA: Q4 2016

Q52.2 Congenital rectovaginal fistula POA

excludes1 *cloaca (Q43.7)*

Q52.3 Imperforate hymen POA

Q52.4 Other congenital malformations of vagina POA

AHA: Q2 2022

Canal of Nuck cyst, congenital

Congenital malformation of vagina NOS

Embryonic vaginal cyst

Gartner's duct cyst

Q52.5 Fusion of labia POA

Q52.6 Congenital malformation of clitoris POA

5th Q52.7 Other and unspecified congenital malformations of vulva

Q52.70 Unspecified congenital malformations of vulva POA

Congenital malformation of vulva NOS

Q52.71 Congenital absence of vulva POA

Q52.79 Other congenital malformations of vulva POA

Congenital cyst of vulva

Q52.8 Other specified congenital malformations of female genitalia POA

Q52.9 Congenital malformation of female genitalia, unspecified POA

4th Q53 Undescended and ectopic testicle

5th Q53.0 Ectopic testis

Q53.00 Ectopic testis, unspecified POA

Q53.01 Ectopic testis, unilateral POA

Q53.02 Ectopic testes, bilateral POA

- 5th Q53.1 Undescended testicle, unilateral
  - Q53.10 Unspecified undescended testicle, unilateral POA
  - 6th Q53.11 Abdominal testis, unilateral
    - Q53.111 Unilateral intraabdominal testis POA
    - Q53.112 Unilateral inguinal testis POA
  - Q53.12 Ectopic perineal testis, unilateral POA
  - Q53.13 Unilateral high scrotal testis POA
- 5th Q53.2 Undescended testicle, bilateral
  - Q53.20 Undescended testicle, unspecified, bilateral POA
  - 6th Q53.21 Abdominal testis, bilateral
    - Q53.211 Bilateral intraabdominal testes POA
    - Q53.212 Bilateral inguinal testes POA
  - Q53.22 Ectopic perineal testis, bilateral POA
  - Q53.23 Bilateral high scrotal testes POA
- Q53.9 Undescended testicle, unspecified POA
  - Cryptorchism NOS
- 4th Q54 Hypospadias
  - EXCLUDES1 *epispadias (Q64.0)*
  - Q54.0 Hypospadias, balanic POA CC/MCC Ex0
    - Hypospadias, coronal
    - Hypospadias, glandular
  - Q54.1 Hypospadias, penile POA CC/MCC Ex0
  - Q54.2 Hypospadias, penoscrotal POA CC/MCC Ex0
  - Q54.3 Hypospadias, perineal POA CC/MCC Ex0
  - Q54.4 Congenital chordee POA CC/MCC Ex0
    - Chordee without hypospadias
  - Q54.8 Other hypospadias POA CC/MCC Ex0
    - Hypospadias with intersex state
  - Q54.9 Hypospadias, unspecified POA CC/MCC Ex0

4th Q55 Other congenital malformations of male genital organs

Excludes *congenital hydrocele (P83.5)*

hypospadias (Q54.-)

Q55.0 Absence and aplasia of testis POA CC/MCC Ex0

Monorchism

Q55.1 Hypoplasia of testis and scrotum POA CC/MCC Ex0

Fusion of testes

5th Q55.2 Other and unspecified congenital malformations of testis and scrotum

Q55.20 Unspecified congenital malformations of testis and scrotum POA CC/MCC Ex0

Congenital malformation of testis or scrotum NOS

Q55.21 Polyorchism POA CC/MCC Ex0

Q55.22 Retractile testis POA

Q55.23 Scrotal transposition POA CC/MCC Ex0

Q55.29 Other congenital malformations of testis and scrotum POA CC/MCC Ex0

Q55.3 Atresia of vas deferens POA CC/MCC Ex0

Code first any associated cystic fibrosis (E84.-)

Q55.4 Other congenital malformations of vas deferens, epididymis, seminal vesicles and prostate POA CC/MCC Ex0

Absence or aplasia of prostate

Absence or aplasia of spermatic cord

Congenital malformation of vas deferens, epididymis, seminal vesicles or prostate NOS

Q55.5 Congenital absence and aplasia of penis POA CC/MCC Ex0

5th Q55.6 Other congenital malformations of penis

Q55.61 Curvature of penis (lateral) POA CC/MCC Ex0

Q55.62 Hypoplasia of penis POA CC/MCC Ex0

Micropenis

Q55.63 Congenital torsion of penis POA CC/MCC Ex0

Excludes *acquired torsion of penis (N48.82)*

Q55.64 Hidden penis POA CC/MCC Ex0

Buried penis

Concealed penis

Excludes *acquired buried penis (N48.83)*

Q55.69 Other congenital malformation of penis POA CC/MCC Ex0

Congenital malformation of penis NOS

Q55.7 **Congenital vasocutaneous fistula** POA CC/MCC Ex0

Q55.8 **Other specified congenital malformations of male genital organs** POA CC/MCC Ex0

Q55.9 **Congenital malformation of male genital organ, unspecified** POA CC/MCC Ex0

Congenital anomaly of male genital organ

Congenital deformity of male genital organ

4th Q56 **Indeterminate sex and pseudohermaphroditism**

EXCLUDES1 *46,XX true hermaphrodite (Q99.1)*

androgen insensitivity syndrome (E34.5-)

chimera 46,XX/46,XY true hermaphrodite (Q99.0)

female pseudohermaphroditism with adrenocortical disorder (E25.-)

pseudohermaphroditism with specified chromosomal anomaly (Q96-Q99)

pure gonadal dysgenesis (Q99.1)

Q56.0 **Hermaphroditism, not elsewhere classified** POA

Ovotestis

Q56.1 **Male pseudohermaphroditism, not elsewhere classified** POA

46, XY with streak gonads

Male pseudohermaphroditism NOS

Q56.2 **Female pseudohermaphroditism, not elsewhere classified** POA

Female pseudohermaphroditism NOS

Q56.3 **Pseudohermaphroditism, unspecified** POA

Q56.4 **Indeterminate sex, unspecified** POA

Ambiguous genitalia

Congenital malformations of the urinary system (Q60-Q64)

4th Q60 Renal agenesis and other reduction defects of kidney

INCLUDES *congenital absence of kidney*
congenital atrophy of kidney
infantile atrophy of kidney

Q60.0 Renal agenesis, unilateral CC POA CC/MCC Ex0

Q60.1 Renal agenesis, bilateral CC POA CC/MCC Ex0

Q60.2 Renal agenesis, unspecified CC POA CC/MCC Ex0

Q60.3 Renal hypoplasia, unilateral CC POA CC/MCC Ex0

Q60.4 Renal hypoplasia, bilateral CC POA CC/MCC Ex0

Q60.5 Renal hypoplasia, unspecified CC POA CC/MCC Ex0

Q60.6 Potter's syndrome CC POA CC/MCC Ex0

4th Q61 Cystic kidney disease

EXCLUDES1 *acquired cyst of kidney (N28.1)*
Potter's syndrome (Q60.6)

5th Q61.0 Congenital renal cyst

Q61.00 Congenital renal cyst, unspecified CC POA CC/MCC Ex0

Cyst of kidney NOS (congenital)

Q61.01 Congenital single renal cyst CC POA CC/MCC Ex0

Q61.02 Congenital multiple renal cysts CC POA CC/MCC Ex0

5th Q61.1 **Polycystic kidney, infantile type**

Polycystic kidney, autosomal recessive

Q61.11 **Cystic dilatation of collecting ducts** CC POA CC/MCC Ex0

Q61.19 **Other polycystic kidney, infantile type** CC POA CC/MCC Ex0

Q61.2 **Polycystic kidney, adult type** CC POA CC/MCC Ex0

Polycystic kidney, autosomal dominant

Q61.3 **Polycystic kidney, unspecified** CC POA CC/MCC Ex0

AHA: Q3 2016

Q61.4 **Renal dysplasia** CC POA CC/MCC Ex0

Multicystic dysplastic kidney

Multicystic kidney (development)

Multicystic kidney disease

Multicystic renal dysplasia

Excludes1 *polycystic kidney disease (Q61.11-Q61.3)*

Q61.5 **Medullary cystic kidney** CC POA CC/MCC Ex0

Nephronophthisis

Sponge kidney NOS

Q61.8 **Other cystic kidney diseases** CC POA CC/MCC Ex0

Fibrocystic kidney

Fibrocystic renal degeneration or disease

Q61.9 **Cystic kidney disease, unspecified** CC POA CC/MCC Ex0

Meckel-Gruber syndrome

4th Q62 Congenital obstructive defects of renal pelvis and congenital malformations of ureter

Q62.0 Congenital hydronephrosis CC POA CC/MCC Ex0

5th Q62.1 Congenital occlusion of ureter

Atresia and stenosis of ureter

Q62.10 Congenital occlusion of ureter, unspecified CC POA CC/MCC Ex0

Q62.11 Congenital occlusion of ureteropelvic junction CC POA CC/MCC Ex0

Q62.12 Congenital occlusion of ureterovesical orifice CC POA CC/MCC Ex0

Q62.2 Congenital megaureter CC POA CC/MCC Ex0

Congenital dilatation of ureter

5th Q62.3 Other obstructive defects of renal pelvis and ureter

Q62.31 Congenital ureterocele, orthotopic CC POA CC/MCC Ex0

Q62.32 Cecoureterocele CC POA CC/MCC Ex0

Ectopic ureterocele

Q62.39 Other obstructive defects of renal pelvis and ureter CC POA CC/MCC Ex0

Ureteropelvic junction obstruction NOS

Q62.4 Agenesis of ureter POA CC/MCC Ex0

Congenital absence ureter

Q62.5 Duplication of ureter POA CC/MCC Ex0

Accessory ureter

Double ureter

5th Q62.6 Malposition of ureter

Q62.60 Malposition of ureter, unspecified POA CC/MCC Ex0

Q62.61 Deviation of ureter POA CC/MCC Ex0

Q62.62 Displacement of ureter POA CC/MCC Ex0

Q62.63 Anomalous implantation of ureter POA CC/MCC Ex0

Ectopia of ureter

Ectopic ureter

Q62.69 Other malposition of ureter POA CC/MCC Ex0

Q62.7 Congenital vesico-uretero-renal reflux POA CC/MCC Ex0

Q62.8 Other congenital malformations of ureter POA CC/MCC Ex0

Anomaly of ureter NOS

4th Q63 Other congenital malformations of kidney

EXCLUDES congenital nephrotic syndrome (N04.-)

Q63.0 Accessory kidney POA CC/MCC Ex0

Q63.1 Lobulated, fused and horseshoe kidney POA CC/MCC Ex0

Q63.2 Ectopic kidney POA CC/MCC Ex0

Congenital displaced kidney

Malrotation of kidney

Q63.3 Hyperplastic and giant kidney POA CC/MCC Ex0

Compensatory hypertrophy of kidney

Q63.8 Other specified congenital malformations of kidney POA CC/MCC Ex0

Congenital renal calculi

Q63.9 Congenital malformation of kidney, unspecified POA CC/MCC Ex0

4th Q64 Other congenital malformations of urinary system

Q64.0 Epispadias POA CC/MCC Ex0

EXCLUDES hypospadias (Q54.-)

5th Q64.1 Exstrophy of urinary bladder

Q64.10 Exstrophy of urinary bladder, unspecified CC POA CC/MCC Ex0

Ectopia vesicae

Q64.11 Supravesical fissure of urinary bladder CC POA CC/MCC Ex0

Q64.12 Cloacal exstrophy of urinary bladder CC POA CC/MCC Ex0

Q64.19 Other exstrophy of urinary bladder CC POA CC/MCC Ex0

Extroversion of bladder

Q64.2 Congenital posterior urethral valves CC POA CC/MCC Ex0

5th Q64.3 Other atresia and stenosis of urethra and bladder neck

Q64.31 Congenital bladder neck obstruction CC POA CC/MCC Ex0

Congenital obstruction of vesicourethral orifice

Q64.32 Congenital stricture of urethra CC POA CC/MCC Ex0

Q64.33 Congenital stricture of urinary meatus CC POA CC/MCC Ex0

Q64.39 Other atresia and stenosis of urethra and bladder neck CC POA CC/MCC Ex0

Atresia and stenosis of urethra and bladder neck NOS

Q64.4 Malformation of urachus POA CC/MCC Ex0

Cyst of urachus

Patent urachus

Prolapse of urachus

Q64.5 Congenital absence of bladder and urethra POA CC/MCC Ex0

Q64.6 Congenital diverticulum of bladder POA CC/MCC Ex0

5th Q64.7 Other and unspecified congenital malformations of bladder and urethra

EXCLUDES *congenital prolapse of bladder (mucosa) (Q79.4)*

Q64.70 Unspecified congenital malformation of bladder and urethra POA CC/MCC Ex0

Malformation of bladder or urethra NOS

Q64.71 Congenital prolapse of urethra POA CC/MCC Ex0

Q64.72 Congenital prolapse of urinary meatus POA CC/MCC Ex0

Q64.73 Congenital urethrorectal fistula POA CC/MCC Ex0

Q64.74 Double urethra POA CC/MCC Ex0

Q64.75 Double urinary meatus POA CC/MCC Ex0

Q64.79 Other congenital malformations of bladder and urethra POA CC/MCC Ex0

Q64.8 Other specified congenital malformations of urinary system POA CC/MCC Ex0

Q64.9 Congenital malformation of urinary system, unspecified POA CC/MCC Ex0

Congenital anomaly NOS of urinary system

Congenital deformity NOS of urinary system

Congenital malformations and deformations of the musculoskeletal system (Q65-Q79)

4th Q65 Congenital deformities of hip

Excludes1 *clicking hip (R29.4)*

5th Q65.0 Congenital dislocation of hip, unilateral

Q65.00 Congenital dislocation of unspecified hip, unilateral POA

Q65.01 Congenital dislocation of right hip, unilateral POA

Q65.02 Congenital dislocation of left hip, unilateral POA

Q65.1 Congenital dislocation of hip, bilateral POA

Q65.2 Congenital dislocation of hip, unspecified POA

5th Q65.3 Congenital partial dislocation of hip, unilateral

Q65.30 Congenital partial dislocation of unspecified hip, unilateral POA

Q65.31 Congenital partial dislocation of right hip, unilateral POA

Q65.32 Congenital partial dislocation of left hip, unilateral POA

Q65.4 Congenital partial dislocation of hip, bilateral POA

Q65.5 Congenital partial dislocation of hip, unspecified POA

Q65.6 Congenital unstable hip POA

Congenital dislocatable hip

5th Q65.8 Other congenital deformities of hip

Q65.81 Congenital coxa valga POA

Q65.82 Congenital coxa vara POA

Q65.89 Other specified congenital deformities of hip POA

Anteversion of femoral neck

Congenital acetabular dysplasia

Q65.9 Congenital deformity of hip, unspecified POA

4th Q66 Congenital deformities of feet

EXCLUDES1 *reduction defects of feet (Q72.-)*

valgus deformities (acquired) (M21.0-)

varus deformities (acquired) (M21.1-)

5th Q66.0 Congenital talipes equinovarus

Q66.00 Congenital talipes equinovarus, unspecified foot POA

AHA: Q4 2019

Q66.01 Congenital talipes equinovarus, right foot POA

AHA: Q4 2019

Q66.02 Congenital talipes equinovarus, left foot POA

AHA: Q4 2019

5th Q66.1 Congenital talipes calcaneovarus

Q66.10 Congenital talipes calcaneovarus, unspecified foot POA

AHA: Q4 2019

Q66.11 Congenital talipes calcaneovarus, right foot POA

AHA: Q4 2019

Q66.12 Congenital talipes calcaneovarus, left foot POA

AHA: Q4 2019

5th Q66.2 Congenital metatarsus (primus) varus

6th Q66.21 Congenital metatarsus primus varus

Q66.211 Congenital metatarsus primus varus, right foot POA

AHA: Q4 2019

Q66.212 Congenital metatarsus primus varus, left foot POA

AHA: Q4 2019

Q66.219 Congenital metatarsus primus varus, unspecified foot POA

AHA: Q4 2019

6th Q66.22 Congenital metatarsus adductus

Congenital metatarsus varus

Q66.221 Congenital metatarsus adductus, right foot POA

AHA: Q4 2019

Q66.222 Congenital metatarsus adductus, left foot POA

AHA: Q4 2019

Q66.229 Congenital metatarsus adductus, unspecified foot POA

AHA: Q4 2019

5th Q66.3 **Other congenital varus deformities of feet**

Hallux varus, congenital

Q66.30 **Other congenital varus deformities of feet, unspecified foot** POA

AHA: Q4 2019

Q66.31 **Other congenital varus deformities of feet, right foot** POA

AHA: Q4 2019

Q66.32 **Other congenital varus deformities of feet, left foot** POA

AHA: Q4 2019

5th Q66.4 **Congenital talipes calcaneovalgus**

Q66.40 **Congenital talipes calcaneovalgus, unspecified foot** POA

AHA: Q4 2019

Q66.41 **Congenital talipes calcaneovalgus, right foot** POA

AHA: Q4 2019

Q66.42 **Congenital talipes calcaneovalgus, left foot** POA

AHA: Q4 2019

5th Q66.5 **Congenital pes planus**

Congenital flat foot

Congenital rigid flat foot

Congenital spastic (everted) flat foot

EXCLUDES *pes planus, acquired (M21.4)*

Q66.50 **Congenital pes planus, unspecified foot** POA

Q66.51 **Congenital pes planus, right foot** POA

Q66.52 **Congenital pes planus, left foot** POA

Q66.6 **Other congenital valgus deformities of feet** POA

Congenital metatarsus valgus

5th Q66.7 Congenital pes cavus

- Q66.70 Congenital pes cavus, unspecified foot POA?
  - AHA: Q4 2019
- Q66.71 Congenital pes cavus, right foot POA?
  - AHA: Q4 2019
- Q66.72 Congenital pes cavus, left foot POA?
  - AHA: Q4 2019

5th Q66.8 Other congenital deformities of feet

- Q66.80 Congenital vertical talus deformity, unspecified foot POA?
- Q66.81 Congenital vertical talus deformity, right foot POA?
- Q66.82 Congenital vertical talus deformity, left foot POA?
- Q66.89 Other specified congenital deformities of feet POA?
  - Congenital asymmetric talipes
  - Congenital clubfoot NOS
  - Congenital talipes NOS
  - Congenital tarsal coalition
  - Hammer toe, congenital

5th Q66.9 Congenital deformity of feet, unspecified

- Q66.90 Congenital deformity of feet, unspecified, unspecified foot POA?
  - AHA: Q4 2019
- Q66.91 Congenital deformity of feet, unspecified, right foot POA?
  - AHA: Q4 2019
- Q66.92 Congenital deformity of feet, unspecified, left foot POA?
  - AHA: Q4 2019

4th Q67 **Congenital musculoskeletal deformities of head, face, spine and chest**

EXCLUDES *congenital malformation syndromes classified to Q87.-*
Potter's syndrome (Q60.6)

Q67.0 **Congenital facial asymmetry** POA

Q67.1 **Congenital compression facies** POA

Q67.2 **Dolichocephaly** POA

EXCLUDES *sagittal craniosynostosis (Q75.01)*

Q67.3 **Plagiocephaly** POA

EXCLUDES *coronal craniosynostosis (Q75.02-)*
lambdoid craniosynostosis (Q75.04-)

Q67.4 **Other congenital deformities of skull, face and jaw** POA

Congenital depressions in skull
Congenital hemifacial atrophy or hypertrophy
Deviation of nasal septum, congenital
Squashed or bent nose, congenital

EXCLUDES *dentofacial anomalies [including malocclusion] (M26.-)*
syphilitic saddle nose (A50.5)

Q67.5 **Congenital deformity of spine** CC POA CC/MCC Ex0

Congenital postural scoliosis
Congenital scoliosis NOS

EXCLUDES *infantile idiopathic scoliosis (M41.0)*
scoliosis due to congenital bony malformation (Q76.3)

Q67.6 **Pectus excavatum** POA CC/MCC Ex0

Congenital funnel chest

Q67.7 **Pectus carinatum** POA CC/MCC Ex0

Congenital pigeon chest

Q67.8 **Other congenital deformities of chest** CC POA CC/MCC Ex0

Congenital deformity of chest wall NOS

4th **Q68 Other congenital musculoskeletal deformities**

EXCLUDES1 *reduction defects of limb(s) (Q71-Q73)*

EXCLUDES2 *congenital myotonic chondrodystrophy (G71.13)*

Q68.0 Congenital deformity of sternocleidomastoid muscle POA

Congenital contracture of sternocleidomastoid (muscle)
Congenital (sternomastoid) torticollis
Sternomastoid tumor (congenital)

Q68.1 Congenital deformity of finger(s) and hand CC POA CC/MCC Exc

Congenital clubfinger
Spade-like hand (congenital)

Q68.2 Congenital deformity of knee POA

Congenital dislocation of knee
Congenital genu recurvatum

Q68.3 Congenital bowing of femur POA

EXCLUDES1 *anteversion of femur (neck) (Q65.89)*

Q68.4 Congenital bowing of tibia and fibula POA

Q68.5 Congenital bowing of long bones of leg, unspecified POA

Q68.6 Discoid meniscus POA

Q68.8 Other specified congenital musculoskeletal deformities POA

Congenital deformity of clavicle
Congenital deformity of elbow
Congenital deformity of forearm
Congenital deformity of scapula
Congenital deformity of wrist
Congenital dislocation of elbow
Congenital dislocation of shoulder
Congenital dislocation of wrist

- Q69 Polydactyly
  - Q69.0 Accessory finger(s) POA
  - Q69.1 Accessory thumb(s) POA
  - Q69.2 Accessory toe(s) POA
    - Accessory hallux
  - Q69.9 Polydactyly, unspecified POA
    - Supernumerary digit(s) NOS
- Q70 Syndactyly
  - Q70.0 Fused fingers
    - Complex syndactyly of fingers with synostosis
    - Q70.00 Fused fingers, unspecified hand POA
    - Q70.01 Fused fingers, right hand POA
    - Q70.02 Fused fingers, left hand POA
    - Q70.03 Fused fingers, bilateral POA
  - Q70.1 Webbed fingers
    - Simple syndactyly of fingers without synostosis
    - Q70.10 Webbed fingers, unspecified hand POA
    - Q70.11 Webbed fingers, right hand POA
    - Q70.12 Webbed fingers, left hand POA
    - Q70.13 Webbed fingers, bilateral POA
  - Q70.2 Fused toes
    - Complex syndactyly of toes with synostosis
    - Q70.20 Fused toes, unspecified foot POA
    - Q70.21 Fused toes, right foot POA
    - Q70.22 Fused toes, left foot POA
    - Q70.23 Fused toes, bilateral POA

5th Q70.3 Webbed toes

Simple syndactyly of toes without synostosis

Q70.30 Webbed toes, unspecified foot POA

Q70.31 Webbed toes, right foot POA

Q70.32 Webbed toes, left foot POA

Q70.33 Webbed toes, bilateral POA

Q70.4 Polysyndactyly, unspecified POA

EXCLUDES1 *specified syndactyly of hand and feet - code to specified conditions (Q70.0- -Q70.3-)*

Q70.9 Syndactyly, unspecified POA

Symphalangy NOS

4th Q71 Reduction defects of upper limb

5th Q71.0 Congenital complete absence of upper limb

Q71.00 Congenital complete absence of unspecified upper limb POA

Q71.01 Congenital complete absence of right upper limb POA

Q71.02 Congenital complete absence of left upper limb POA

Q71.03 Congenital complete absence of upper limb, bilateral POA

5th Q71.1 Congenital absence of upper arm and forearm with hand present

Q71.10 Congenital absence of unspecified upper arm and forearm with hand present POA

Q71.11 Congenital absence of right upper arm and forearm with hand present POA

Q71.12 Congenital absence of left upper arm and forearm with hand present POA

Q71.13 Congenital absence of upper arm and forearm with hand present, bilateral POA

5th Q71.2 Congenital absence of both forearm and hand

Q71.20 Congenital absence of both forearm and hand, unspecified upper limb POA

Q71.21 Congenital absence of both forearm and hand, right upper limb POA

Q71.22 Congenital absence of both forearm and hand, left upper limb POA

Q71.23 Congenital absence of both forearm and hand, bilateral POA

- Q71.3 Congenital absence of hand and finger
  - Q71.30 Congenital absence of unspecified hand and finger POA
  - Q71.31 Congenital absence of right hand and finger POA
  - Q71.32 Congenital absence of left hand and finger POA
  - Q71.33 Congenital absence of hand and finger, bilateral POA
- Q71.4 Longitudinal reduction defect of radius
  - Clubhand (congenital)
  - Radial clubhand
  - Q71.40 Longitudinal reduction defect of unspecified radius POA
  - Q71.41 Longitudinal reduction defect of right radius POA
  - Q71.42 Longitudinal reduction defect of left radius POA
  - Q71.43 Longitudinal reduction defect of radius, bilateral POA
- Q71.5 Longitudinal reduction defect of ulna
  - Q71.50 Longitudinal reduction defect of unspecified ulna POA
  - Q71.51 Longitudinal reduction defect of right ulna POA
  - Q71.52 Longitudinal reduction defect of left ulna POA
  - Q71.53 Longitudinal reduction defect of ulna, bilateral POA
- Q71.6 Lobster-claw hand
  - Q71.60 Lobster-claw hand, unspecified hand POA
  - Q71.61 Lobster-claw right hand POA
  - Q71.62 Lobster-claw left hand POA
  - Q71.63 Lobster-claw hand, bilateral POA

- Q71.8 Other reduction defects of upper limb
  - Q71.81 Congenital shortening of upper limb
    - Q71.811 Congenital shortening of right upper limb POA
    - Q71.812 Congenital shortening of left upper limb POA
    - Q71.813 Congenital shortening of upper limb, bilateral POA
    - Q71.819 Congenital shortening of unspecified upper limb POA
  - Q71.89 Other reduction defects of upper limb
    - Q71.891 Other reduction defects of right upper limb POA
    - Q71.892 Other reduction defects of left upper limb POA
    - Q71.893 Other reduction defects of upper limb, bilateral POA
    - Q71.899 Other reduction defects of unspecified upper limb POA
- Q71.9 Unspecified reduction defect of upper limb
  - Q71.90 Unspecified reduction defect of unspecified upper limb POA
  - Q71.91 Unspecified reduction defect of right upper limb POA
  - Q71.92 Unspecified reduction defect of left upper limb POA
  - Q71.93 Unspecified reduction defect of upper limb, bilateral POA
- Q72 Reduction defects of lower limb
  - Q72.0 Congenital complete absence of lower limb
    - Q72.00 Congenital complete absence of unspecified lower limb POA
    - Q72.01 Congenital complete absence of right lower limb POA
    - Q72.02 Congenital complete absence of left lower limb POA
    - Q72.03 Congenital complete absence of lower limb, bilateral POA
  - Q72.1 Congenital absence of thigh and lower leg with foot present
    - Q72.10 Congenital absence of unspecified thigh and lower leg with foot present POA
    - Q72.11 Congenital absence of right thigh and lower leg with foot present POA
    - Q72.12 Congenital absence of left thigh and lower leg with foot present POA
    - Q72.13 Congenital absence of thigh and lower leg with foot present, bilateral POA

5th Q72.2 Congenital absence of both lower leg and foot

- Q72.20 Congenital absence of both lower leg and foot, unspecified lower limb POA
- Q72.21 Congenital absence of both lower leg and foot, right lower limb POA
- Q72.22 Congenital absence of both lower leg and foot, left lower limb POA
- Q72.23 Congenital absence of both lower leg and foot, bilateral POA

5th Q72.3 Congenital absence of foot and toe(s)

- Q72.30 Congenital absence of unspecified foot and toe(s) POA
- Q72.31 Congenital absence of right foot and toe(s) POA
- Q72.32 Congenital absence of left foot and toe(s) POA
- Q72.33 Congenital absence of foot and toe(s), bilateral POA

5th Q72.4 Longitudinal reduction defect of femur

Proximal femoral focal deficiency

- Q72.40 Longitudinal reduction defect of unspecified femur POA
- Q72.41 Longitudinal reduction defect of right femur POA
- Q72.42 Longitudinal reduction defect of left femur POA
- Q72.43 Longitudinal reduction defect of femur, bilateral POA

5th Q72.5 Longitudinal reduction defect of tibia

- Q72.50 Longitudinal reduction defect of unspecified tibia POA
- Q72.51 Longitudinal reduction defect of right tibia POA
- Q72.52 Longitudinal reduction defect of left tibia POA
- Q72.53 Longitudinal reduction defect of tibia, bilateral POA

5th Q72.6 Longitudinal reduction defect of fibula

- Q72.60 Longitudinal reduction defect of unspecified fibula POA
- Q72.61 Longitudinal reduction defect of right fibula POA
- Q72.62 Longitudinal reduction defect of left fibula POA
- Q72.63 Longitudinal reduction defect of fibula, bilateral POA

- Q72.7 Split foot
  - Q72.70 Split foot, unspecified lower limb POA
  - Q72.71 Split foot, right lower limb POA
  - Q72.72 Split foot, left lower limb POA
  - Q72.73 Split foot, bilateral POA
- Q72.8 Other reduction defects of lower limb
  - Q72.81 Congenital shortening of lower limb
    - Q72.811 Congenital shortening of right lower limb POA
    - Q72.812 Congenital shortening of left lower limb POA
    - Q72.813 Congenital shortening of lower limb, bilateral POA
    - Q72.819 Congenital shortening of unspecified lower limb POA
  - Q72.89 Other reduction defects of lower limb
    - Q72.891 Other reduction defects of right lower limb POA
    - Q72.892 Other reduction defects of left lower limb POA
    - Q72.893 Other reduction defects of lower limb, bilateral POA
    - Q72.899 Other reduction defects of unspecified lower limb POA
- Q72.9 Unspecified reduction defect of lower limb
  - Q72.90 Unspecified reduction defect of unspecified lower limb POA
  - Q72.91 Unspecified reduction defect of right lower limb POA
  - Q72.92 Unspecified reduction defect of left lower limb POA
  - Q72.93 Unspecified reduction defect of lower limb, bilateral POA

- Q73 Reduction defects of unspecified limb
  - Q73.0 Congenital absence of unspecified limb(s) POA
    - Amelia NOS
  - Q73.1 Phocomelia, unspecified limb(s) POA
    - Phocomelia NOS
  - Q73.8 Other reduction defects of unspecified limb(s) POA
    - Longitudinal reduction deformity of unspecified limb(s)
    - Ectromelia of limb NOS
    - Hemimelia of limb NOS
    - Reduction defect of limb NOS

4th Q74 Other congenital malformations of limb(s)

EXCLUDES *polydactyly (Q69.-)*
reduction defect of limb (Q71-Q73)
syndactyly (Q70.-)

Q74.0 Other congenital malformations of upper limb(s), including shoulder girdle POA

Accessory carpal bones
Cleidocranial dysostosis
Congenital pseudarthrosis of clavicle
Macrodactylia (fingers)
Madelung's deformity
Radioulnar synostosis
Sprengel's deformity
Triphalangeal thumb

Q74.1 Congenital malformation of knee POA

Congenital absence of patella
Congenital dislocation of patella
Congenital genu valgum
Congenital genu varum
Rudimentary patella

EXCLUDES *congenital dislocation of knee (Q68.2)*
congenital genu recurvatum (Q68.2)
nail patella syndrome (Q87.2)

Q74.2 Other congenital malformations of lower limb(s), including pelvic girdle POA

Congenital fusion of sacroiliac joint
Congenital malformation of ankle joint
Congenital malformation of sacroiliac joint

EXCLUDES *anteversion of femur (neck) (Q65.89)*

Q74.3 Arthrogryposis multiplex congenita CC POA CC/MCC Excl

Q74.8 Other specified congenital malformations of limb(s) POA

Q74.9 Unspecified congenital malformation of limb(s) POA

Congenital anomaly of limb(s) NOS

4th Q75 Other congenital malformations of skull and face bones

Excludes *congenital malformation of face NOS (Q18.-)*
congenital malformation syndromes classified to Q87.-
dentofacial anomalies [including malocclusion] (M26.-)
musculoskeletal deformities of head and face (Q67.0-Q67.4)
skull defects associated with congenital anomalies of brain such as:
anencephaly (Q00.0)
encephalocele (Q01.-)
hydrocephalus (Q03.-)
microcephaly (Q02)

5th Q75.0 Craniosynostosis

▲ 6th Q75.00 ▶Craniosynostosis, unspecified◀
Craniosynostosis NOS

▲ Q75.001 ▶Craniosynostosis, unspecified type, unilateral◀ POA?
▲ Q75.002 ▶Craniosynostosis, unspecified type, bilateral◀ POA?
▲ Q75.009 ▶Craniosynostosis, unspecified◀ POA?
Imperfect fusion of skull

Q75.01 Sagittal craniosynostosis POA?
Non-deformational dolichocephaly
Non-deformational scaphocephaly
Excludes *plagiocephaly (Q67.3)*

6th Q75.02 Coronal craniosynostosis
Excludes *dolichocephaly (Q67.2)*

▲ Q75.021 ▶Coronal craniosynostosis, unilateral◀ POA?
Non-deformational anterior plagiocephaly
▲ Q75.022 ▶Coronal craniosynostosis, bilateral◀ POA?
Non-deformational brachycephaly
▲ Q75.029 ▶Coronal craniosynostosis, unspecified◀ POA?

Q75.03 Metopic craniosynostosis POA?
Trigonocephaly

Q75.04 Lambdoid craniosynostosis
Non-deformational posterior plagiocephaly
Excludes1 *dolichocephaly (Q67.2)*
Q75.041 Lambdoid craniosynostosis, unilateral POA
Q75.042 Lambdoid craniosynostosis, bilateral POA
Q75.049 Lambdoid craniosynostosis, unspecified POA
Q75.05 Multi-suture craniosynostosis
Q75.051 Cloverleaf skull POA
Kleeblattschaedel skull
Q75.052 Pansynostosis POA
Q75.058 Other multi-suture craniosynostosis POA
Excludes1 *coronal craniosynostosis, bilateral (Q75.022)*
lambdoid craniosynostosis, bilateral (Q75.042)
Q75.08 Other single-suture craniosynostosis POA
Q75.1 Craniofacial dysostosis POA
Crouzon's disease
Q75.2 Hypertelorism POA
Q75.3 Macrocephaly POA
AHA: Q4 2022
Q75.4 Mandibulofacial dysostosis POA
Franceschetti syndrome
Treacher Collins syndrome
Q75.5 Oculomandibular dysostosis POA
Q75.8 Other specified congenital malformations of skull and face bones POA
Absence of skull bone, congenital
Congenital deformity of forehead
Platybasia
Q75.9 Congenital malformation of skull and face bones, unspecified POA
Congenital anomaly of face bones NOS
Congenital anomaly of skull NOS

4th Q76 **Congenital malformations of spine and bony thorax**

EXCLUDES *congenital musculoskeletal deformities of spine and chest (Q67.5-Q67.8)*

Q76.0 **Spina bifida occulta** POA

EXCLUDES *meningocele (spinal) (Q05.-)*

spina bifida (aperta) (cystica) (Q05.-)

Q76.1 **Klippel-Feil syndrome** POA

Cervical fusion syndrome

Q76.2 **Congenital spondylolisthesis** POA

Congenital spondylolysis

EXCLUDES *spondylolisthesis (acquired) (M43.1-)*

spondylolysis (acquired) (M43.0-)

Q76.3 **Congenital scoliosis due to congenital bony malformation** CC POA CC/MCC Ex6

Hemivertebra fusion or failure of segmentation with scoliosis

5th Q76.4 **Other congenital malformations of spine, not associated with scoliosis**

6th Q76.41 **Congenital kyphosis**

Q76.411 **Congenital kyphosis, occipito-atlanto-axial region** POA

Q76.412 **Congenital kyphosis, cervical region** POA

Q76.413 **Congenital kyphosis, cervicothoracic region** POA

Q76.414 **Congenital kyphosis, thoracic region** POA

Q76.415 **Congenital kyphosis, thoracolumbar region** POA

Q76.419 **Congenital kyphosis, unspecified region** POA

6th Q76.42 **Congenital lordosis**

Q76.425 **Congenital lordosis, thoracolumbar region** CC POA CC/MCC Ex6

Q76.426 **Congenital lordosis, lumbar region** CC POA CC/MCC Ex6

Q76.427 **Congenital lordosis, lumbosacral region** CC POA CC/MCC Ex6

Q76.428 **Congenital lordosis, sacral and sacrococcygeal region** CC POA CC/MCC Ex6

Q76.429 **Congenital lordosis, unspecified region** CC POA CC/MCC Ex6

Q76.49 Other congenital malformations of spine, not associated with scoliosis POA

- Congenital absence of vertebra NOS
- Congenital fusion of spine NOS
- Congenital malformation of lumbosacral (joint) (region) NOS
- Congenital malformation of spine NOS
- Hemivertebra NOS
- Malformation of spine NOS
- Platyspondylisis NOS
- Supernumerary vertebra NOS

Q76.5 Cervical rib POA CC/MCC Ex0

- Supernumerary rib in cervical region

Q76.6 Other congenital malformations of ribs CC POA CC/MCC Ex0

- Accessory rib
- Congenital absence of rib
- Congenital fusion of ribs
- Congenital malformation of ribs NOS

EXCLUDES *short rib syndrome (Q77.2)*

Q76.7 Congenital malformation of sternum CC POA CC/MCC Ex0

- Congenital absence of sternum
- Sternum bifidum

Q76.8 Other congenital malformations of bony thorax CC POA CC/MCC Ex0

Q76.9 Congenital malformation of bony thorax, unspecified CC POA CC/MCC Ex0

Q77 **Osteochondrodysplasia with defects of growth of tubular bones and spine**

EXCLUDES1 *mucopolysaccharidosis (E76.0-E76.3)*

EXCLUDES2 *congenital myotonic chondrodystrophy (G71.13)*

Q77.0 **Achondrogenesis** POA

Hypochondrogenesis

Q77.1 **Thanatophoric short stature** POA

Q77.2 **Short rib syndrome** CC POA CC/MCC Ex6

Asphyxiating thoracic dysplasia [Jeune]

Q77.3 **Chondrodysplasia punctata** POA CC/MCC Ex6

EXCLUDES1 *Rhizomelic chondrodysplasia punctata* ▶*(E71.540)*◀

Q77.4 **Achondroplasia** POA

Hypochondroplasia

Osteosclerosis congenita

Q77.5 **Diastrophic dysplasia** POA

Q77.6 **Chondroectodermal dysplasia** POA CC/MCC Ex6

Ellis-van Creveld syndrome

Q77.7 **Spondyloepiphyseal dysplasia** POA

Q77.8 **Other osteochondrodysplasia with defects of growth of tubular bones and spine** POA

Q77.9 **Osteochondrodysplasia with defects of growth of tubular bones and spine, unspecified** POA

4th Q78 Other osteochondrodysplasias

Excludes congenital myotonic chondrodystrophy (G71.13)

Q78.0 Osteogenesis imperfecta CC POA CC/MCC Exc
- Fragilitas ossium
- Osteopsathyrosis

Q78.1 Polyostotic fibrous dysplasia POA CC/MCC Exc
- Albright(-McCune)(-Sternberg) syndrome

Q78.2 Osteopetrosis CC POA CC/MCC Exc
- Albers-Schönberg syndrome
- Osteosclerosis NOS

Q78.3 Progressive diaphyseal dysplasia POA CC/MCC Exc
- Camurati-Engelmann syndrome

Q78.4 Enchondromatosis POA
- Maffucci's syndrome
- Ollier's disease

Q78.5 Metaphyseal dysplasia POA CC/MCC Exc
- Pyle's syndrome

Q78.6 Multiple congenital exostoses POA CC/MCC Exc
- Diaphyseal aclasis

Q78.8 Other specified osteochondrodysplasias POA CC/MCC Exc
- Osteopoikilosis

Q78.9 Osteochondrodysplasia, unspecified POA CC/MCC Exc
- Chondrodystrophy NOS
- Osteodystrophy NOS

4th **Q79 Congenital malformations of musculoskeletal system, not elsewhere classified**

EXCLUDES *congenital (sternomastoid) torticollis (Q68.0)*

Q79.0 Congenital diaphragmatic hernia POA MCC CC/MCC Exc

EXCLUDES *congenital hiatus hernia (Q40.1)*

Q79.1 Other congenital malformations of diaphragm POA MCC CC/MCC Exc

Absence of diaphragm

Congenital malformation of diaphragm NOS

Eventration of diaphragm

Q79.2 Exomphalos POA MCC CC/MCC Exc

Omphalocele

EXCLUDES *umbilical hernia (K42.-)*

Q79.3 Gastroschisis POA MCC CC/MCC Exc

Q79.4 Prune belly syndrome POA MCC CC/MCC Exc

Congenital prolapse of bladder mucosa

Eagle-Barrett syndrome

5th **Q79.5 Other congenital malformations of abdominal wall**

EXCLUDES *umbilical hernia (K42.-)*

Q79.51 Congenital hernia of bladder POA MCC CC/MCC Exc

Q79.59 Other congenital malformations of abdominal wall POA MCC CC/MCC Exc

5th **Q79.6 Ehlers-Danlos syndromes**

Q79.60 Ehlers-Danlos syndrome, unspecified CC POA RxHCC CC/MCC Exc

AHA: Q4 2019

Q79.61 Classical Ehlers-Danlos syndrome CC POA RxHCC CC/MCC Exc

AHA: Q4 2019

Classical EDS (cEDS)

Q79.62 Hypermobile Ehlers-Danlos syndrome CC POA RxHCC CC/MCC Exc

AHA: Q4 2019

Hypermobile EDS (hEDS)

Q79.63 Vascular Ehlers-Danlos syndrome CC POA RxHCC CC/MCC Exc

AHA: Q4 2019

Vascular EDS (vEDS)

Q79.69 Other Ehlers-Danlos syndromes CC POA RxHCC CC/MCC Exc

AHA: Q4 2019

Q79.8 Other congenital malformations of musculoskeletal system POA

Absence of muscle
Absence of tendon
Accessory muscle
Amyotrophia congenita
Congenital constricting bands
Congenital shortening of tendon
Poland syndrome

Q79.9 Congenital malformation of musculoskeletal system, unspecified POA

Congenital anomaly of musculoskeletal system NOS
Congenital deformity of musculoskeletal system NOS

Other congenital malformations (Q80-Q89)

4th Q80 **Congenital ichthyosis**

EXCLUDES1 *Refsum's disease (G60.1)*

Q80.0 **Ichthyosis vulgaris** POA

Q80.1 **X-linked ichthyosis** POA

Q80.2 **Lamellar ichthyosis** POA

Collodion baby

Q80.3 **Congenital bullous ichthyosiform erythroderma** POA

Q80.4 **Harlequin fetus** POA

Q80.8 **Other congenital ichthyosis** POA

Q80.9 **Congenital ichthyosis, unspecified** POA

4th Q81 **Epidermolysis bullosa**

Q81.0 **Epidermolysis bullosa simplex** POA

EXCLUDES1 *Cockayne's syndrome (Q87.19)*

Q81.1 **Epidermolysis bullosa letalis** POA

Herlitz' syndrome

Q81.2 **Epidermolysis bullosa dystrophica** POA

Q81.8 **Other epidermolysis bullosa** POA

Q81.9 **Epidermolysis bullosa, unspecified** POA

4th Q82 **Other congenital malformations of skin**

EXCLUDES1 *acrodermatitis enteropathica (E83.2)*
congenital erythropoietic porphyria (E80.0)
pilonidal cyst or sinus (L05.-)
Sturge-Weber (-Dimitri) syndrome (Q85.89)

Q82.0 **Hereditary lymphedema** POA

Q82.1 **Xeroderma pigmentosum** POA

Q82.2 Congenital cutaneous mastocytosis POA

AHA: Q4 2017

Congenital diffuse cutaneous mastocytosis

Congenital maculopapular cutaneous mastocytosis

Congenital urticaria pigmentosa

EXCLUDES *cutaneous mastocytosis NOS (D47.01)*

diffuse cutaneous mastocytosis (with onset after newborn period) (D47.01)

malignant mastocytosis (C96.2-)

systemic mastocytosis (D47.02)

urticaria pigmentosa (non-congenital) (with onset after newborn period) (D47.01)

Q82.3 Incontinentia pigmenti POA

Q82.4 Ectodermal dysplasia (anhidrotic) POA

EXCLUDES *Ellis-van Creveld syndrome (Q77.6)*

Q82.5 Congenital non-neoplastic nevus POA

AHA: Q3 2024

Birthmark NOS

Flammeus Nevus

Portwine Nevus

Sanguineous Nevus

Strawberry Nevus

Vascular Nevus NOS

Verrucous Nevus

EXCLUDES *Café au lait spots (L81.3)*

lentigo (L81.4)

nevus NOS (D22.-)

araneus nevus (I78.1)

melanocytic nevus (D22.-)

pigmented nevus (D22.-)

spider nevus (I78.1)

stellar nevus (I78.1)

Q82.6 **Congenital sacral dimple** POA

AHA: Q4 2016

Parasacral dimple

EXCLUDES *pilonidal cyst with abscess (L05.01)*

pilonidal cyst without abscess (L05.91)

Q82.8 **Other specified congenital malformations of skin** POA

AHA: Q1 2016

Abnormal palmar creases

Accessory skin tags

Benign familial pemphigus [Hailey-Hailey]

Congenital poikiloderma

Cutis laxa (hyperelastica)

Dermatoglyphic anomalies

Inherited keratosis palmaris et plantaris

Keratosis follicularis [Darier-White]

EXCLUDES1 *Ehlers-Danlos syndromes (Q79.6-)*

EXCLUDES **disorders of pyrophosphate metabolism (E83.82-)*

Q82.9 **Congenital malformation of skin, unspecified** POA

4th Q83 **Congenital malformations of breast**

EXCLUDES *absence of pectoral muscle (Q79.8)*

hypoplasia of breast (N64.82)

micromastia (N64.82)

Q83.0 **Congenital absence of breast with absent nipple** POA

Q83.1 **Accessory breast** POA

Supernumerary breast

Q83.2 **Absent nipple** POA

Q83.3 **Accessory nipple** POA

Supernumerary nipple

Q83.8 **Other congenital malformations of breast** POA

Q83.9 **Congenital malformation of breast, unspecified** POA

4th Q84 Other congenital malformations of integument

Q84.0 **Congenital alopecia** POA
- Congenital atrichosis

Q84.1 **Congenital morphological disturbances of hair, not elsewhere classified** POA
- Beaded hair
- Monilethrix
- Pili annulati
- EXCLUDES1 *Menkes' kinky hair syndrome (E83.09)*

Q84.2 **Other congenital malformations of hair** POA
- Congenital hypertrichosis
- Congenital malformation of hair NOS
- Persistent lanugo

Q84.3 **Anonychia** POA
- EXCLUDES1 *nail patella syndrome (Q87.2)*

Q84.4 **Congenital leukonychia** POA

Q84.5 **Enlarged and hypertrophic nails** POA
- Congenital onychauxis
- Pachyonychia

Q84.6 **Other congenital malformations of nails** POA
- Congenital clubnail
- Congenital koilonychia
- Congenital malformation of nail NOS

Q84.8 **Other specified congenital malformations of integument** POA
- Aplasia cutis congenita

Q84.9 **Congenital malformation of integument, unspecified** POA
- Congenital anomaly of integument NOS
- Congenital deformity of integument NOS

4th Q85 **Phakomatoses, not elsewhere classified**

EXCLUDES1 *ataxia telangiectasia [Louis-Bar] (G11.3)*

familial dysautonomia [Riley-Day] (G90.1)

5th Q85.0 **Neurofibromatosis (nonmalignant)**

Q85.00 **Neurofibromatosis, unspecified** POA HCC

Q85.01 **Neurofibromatosis, type 1** POA HCC

Von Recklinghausen disease

Q85.02 **Neurofibromatosis, type 2** POA HCC

Acoustic neurofibromatosis

Q85.03 **Schwannomatosis** POA HCC

Q85.09 **Other neurofibromatosis** POA HCC

Q85.1 **Tuberous sclerosis** CC POA HCC RxHCC CC/MCC Exc

Bourneville's disease

Epiloia

5th Q85.8 **Other phakomatoses, not elsewhere classified**

EXCLUDES1 *Meckel-Gruber syndrome (Q61.9)*

Q85.81 **PTEN hamartoma tumor syndrome** CC POA HCC RxHCC CC/MCC Exc

AHA: Q4 2022

PHTS

PTEN related Cowden syndrome

Code also, if applicable, genetic susceptibility to malignant neoplasm (Z15.0-)

Q85.82 **Other Cowden syndrome** CC POA HCC RxHCC CC/MCC Exc

AHA: Q4 2022

Q85.83 **Von Hippel-Lindau syndrome** CC POA HCC RxHCC CC/MCC Exc

AHA: Q2 2023, Q4 2022

Code also manifestations

Q85.89 **Other phakomatoses, not elsewhere classified** CC POA HCC RxHCC CC/MCC Exc

Peutz-Jeghers syndrome

Sturge-Weber(-Dimitri) syndrome

Q85.9 **Phakomatosis, unspecified** CC POA HCC RxHCC CC/MCC Exc

Hamartosis NOS

4th **Q86** **Congenital malformation syndromes due to known exogenous causes, not elsewhere classified**

Excludes2 *iodine-deficiency-related hypothyroidism (E00-E02)*

nonteratogenic effects of substances transmitted via placenta or breast milk (P04.-)

Q86.0 **Fetal alcohol syndrome (dysmorphic)** POA

Q86.1 **Fetal hydantoin syndrome** POA

Meadow's syndrome

Q86.2 **Dysmorphism due to warfarin** POA

Q86.8 **Other congenital malformation syndromes due to known exogenous causes** POA

4th **Q87** **Other specified congenital malformation syndromes affecting multiple systems**

Use additional code(s) to identify all associated manifestations

Q87.0 **Congenital malformation syndromes predominantly affecting facial appearance** POA

Acrocephalopolysyndactyly

Acrocephalosyndactyly [Apert]

Cryptophthalmos syndrome

Cyclopia

Goldenhar syndrome

Moebius syndrome

Oro-facial-digital syndrome

Robin syndrome

Whistling face

5th **Q87.1** **Congenital malformation syndromes predominantly associated with short stature**

Excludes1 *Ellis-van Creveld syndrome (Q77.6)*

Smith-Lemli-Opitz syndrome (E78.72)

Q87.11 **Prader-Willi syndrome** CC POA RxHCC CC/MCC Exc

AHA: Q4 2024, Q4 2019

Q87.19 **Other congenital malformation syndromes predominantly associated with short stature** CC POA CC/MCC Exc

AHA: Q4 2019

Aarskog syndrome

Cockayne syndrome

De Lange syndrome

Dubowitz syndrome

Noonan syndrome

Robinow-Silverman-Smith syndrome

Russell-Silver syndrome

Seckel syndrome

Q87.2 **Congenital malformation syndromes predominantly involving limbs** CC POA CC/MCC Exc

Holt-Oram syndrome
Klippel-Trenaunay-Weber syndrome
Nail patella syndrome
Rubinstein-Taybi syndrome
Sirenomelia syndrome
Thrombocytopenia with absent radius [TAR] syndrome
VATER syndrome

Q87.3 **Congenital malformation syndromes involving early overgrowth** CC POA CC/MCC Exc

Beckwith-Wiedemann syndrome
Sotos syndrome
Weaver syndrome

5th Q87.4 **Marfan syndrome**

Q87.40 **Marfan syndrome, unspecified** CC POA RxHCC CC/MCC Exc

6th Q87.41 **Marfan syndrome with cardiovascular manifestations**

Q87.410 **Marfan syndrome with aortic dilation** CC POA RxHCC CC/MCC Exc

Q87.418 **Marfan syndrome with other cardiovascular manifestations** CC POA RxHCC CC/MCC Exc

Q87.42 **Marfan syndrome with ocular manifestations** CC POA RxHCC CC/MCC Exc

Q87.43 **Marfan syndrome with skeletal manifestation** CC POA RxHCC CC/MCC Exc

Q87.5 **Other congenital malformation syndromes with other skeletal changes** CC POA CC/MCC Exc

5th Q87.8 **Other specified congenital malformation syndromes, not elsewhere classified**

EXCLUDES *Zellweger syndrome (E71.510)*

Q87.81 **Alport syndrome** CC POA CC/MCC Exc

Use additional code to identify stage of chronic kidney disease (N18.1-N18.6)

Q87.82 **Arterial tortuosity syndrome** CC POA RxHCC CC/MCC Exc

AHA: Q4 2016

Q87.83 **Bardet-Biedl syndrome** CC POA CC/MCC Exc

Q87.84 **Laurence-Moon syndrome** CC POA CC/MCC Exc

Q87.85 MED13L syndrome CC POA CC/MCC Ex0

Asadollahi-Rauch syndrome

Mediator complex subunit 13L syndrome

Code also, if applicable, any associated manifestations such as:

autism spectrum disorder (F84.0-)

congenital malformations of cardiac septa (Q21.-)

epilepsy and recurrent seizures (G40.-)

intellectual disability (F70-F79)

Q87.86 Kleefstra syndrome CC POA RxHCC CC/MCC Ex0

● Q87.87 Hao-Fountain Syndrome CC POA CC/MCC Ex0

*HAFOUS

***Use additional** code, if applicable, for associated conditions such as:

*autism spectrum disorder (F84.0)

*developmental speech disorder (F80.-)

*epilepsy, by specific type (G40.-)

*intellectual disabilities (F70-F79)

*pervasive developmental disorders (F84.-)

● Q87.88 CTNNB1 syndrome CC POA CC/MCC Ex0

***Use additional** code, if applicable, for associated conditions such as:

*cerebral palsy (G80.-)

*congenital heart malformations (Q20.0-Q24.9)

*developmental disorder of speech and language (F80.-)

*exudative retinopathy (H35.02-)

*intellectual disability (F70-F79)

*microcephaly (Q02)

Q87.89 Other specified congenital malformation syndromes, not elsewhere classified CC POA CC/MCC Ex0

4th Q89 Other congenital malformations, not elsewhere classified

5th Q89.0 Congenital absence and malformations of spleen

EXCLUDES *isomerism of atrial appendages (with asplenia or polysplenia) (Q20.6)*

Q89.01 Asplenia (congenital) CC POA CC/MCC Ex6

AHA: Q1 2025

Q89.09 Congenital malformations of spleen CC POA CC/MCC Ex6

Congenital splenomegaly

Q89.1 Congenital malformations of adrenal gland POA

EXCLUDES *adrenogenital disorders (E25.-)*

congenital adrenal hyperplasia (E25.0)

Q89.2 Congenital malformations of other endocrine glands POA

Congenital malformation of parathyroid or thyroid gland

Persistent thyroglossal duct

Thyroglossal cyst

EXCLUDES *congenital goiter (E03.0)*

congenital hypothyroidism (E03.1)

Q89.3 Situs inversus CC POA CC/MCC Ex6

Dextrocardia with situs inversus

Mirror-image atrial arrangement with situs inversus

Situs inversus or transversus abdominalis

Situs inversus or transversus thoracis

Transposition of abdominal viscera

Transposition of thoracic viscera

EXCLUDES *dextrocardia NOS (Q24.0)*

Q89.4 Conjoined twins POA MCC CC/MCC Ex6

Craniopagus

Dicephaly

Pygopagus

Thoracopagus

Q89.7 Multiple congenital malformations, not elsewhere classified CC POA CC/MCC Ex6

Multiple congenital anomalies NOS

Multiple congenital deformities NOS

EXCLUDES *congenital malformation syndromes affecting multiple systems (Q87.-)*

Q89.8 **Other specified congenital malformations**

Use additional code(s) to identify all associated manifestations

- Q89.81 **Kabuki syndrome** CC POA CC/MCC Ex0
  - *Kabuki syndrome, type 1, due to KMT2D mutation
  - *Kabuki syndrome, type 2, due to KDM6A mutation
  - *Niikawa-Kuroki syndrome
- Q89.89 **Other specified congenital malformations** CC POA CC/MCC Ex0

Q89.9 **Congenital malformation, unspecified** POA CC/MCC Ex0

Congenital anomaly NOS

Congenital deformity NOS

Chromosomal abnormalities, not elsewhere classified (Q90-Q99)

EXCLUDES *mitochondrial metabolic disorders (E88.4-)*

4th Q90 **Down syndrome**

Code also associated physical condition(s), such as atrioventricular septal defect (Q21.2-)

Use additional code(s) to identify any associated degree of intellectual disabilities (F70-F79)

Q90.0 **Trisomy 21, nonmosaicism (meiotic nondisjunction)** POA CC/MCC Ex6

Q90.1 **Trisomy 21, mosaicism (mitotic nondisjunction)** POA CC/MCC Ex6

Q90.2 **Trisomy 21, translocation** POA CC/MCC Ex6

Q90.9 **Down syndrome, unspecified** POA CC/MCC Ex6

Trisomy 21 NOS

4th Q91 **Trisomy 18 and Trisomy 13**

Q91.0 **Trisomy 18, nonmosaicism (meiotic nondisjunction)** CC POA RxHCC CC/MCC Ex6

Q91.1 **Trisomy 18, mosaicism (mitotic nondisjunction)** CC POA RxHCC CC/MCC Ex6

Q91.2 **Trisomy 18, translocation** CC POA RxHCC CC/MCC Ex6

Q91.3 **Trisomy 18, unspecified** CC POA RxHCC CC/MCC Ex6

Q91.4 **Trisomy 13, nonmosaicism (meiotic nondisjunction)** CC POA RxHCC CC/MCC Ex6

Q91.5 **Trisomy 13, mosaicism (mitotic nondisjunction)** CC POA RxHCC CC/MCC Ex6

Q91.6 **Trisomy 13, translocation** CC POA RxHCC CC/MCC Ex6

Q91.7 **Trisomy 13, unspecified** CC POA RxHCC CC/MCC Ex6

4th Q92 **Other trisomies and partial trisomies of the autosomes, not elsewhere classified**

INCLUDES *unbalanced translocations and insertions*

EXCLUDES *trisomies of chromosomes 13, 18, 21 (Q90-Q91)*

Q92.0 **Whole chromosome trisomy, nonmosaicism (meiotic nondisjunction)** POA RxHCC CC/MCC Ex6

Q92.1 **Whole chromosome trisomy, mosaicism (mitotic nondisjunction)** POA RxHCC CC/MCC Ex6

Q92.2 **Partial trisomy** POA RxHCC CC/MCC Ex6

Less than whole arm duplicated

Whole arm or more duplicated

EXCLUDES *partial trisomy due to unbalanced translocation (Q92.5)*

Q92.5 **Duplications with other complex rearrangements** POA RxHCC CC/MCC Ex6

Partial trisomy due to unbalanced translocations

Code also any associated deletions due to unbalanced translocations, inversions and insertions (Q93.7)

5th Q92.6 **Marker chromosomes**

Trisomies due to dicentrics

Trisomies due to extra rings

Trisomies due to isochromosomes

Individual with marker heterochromatin

Q92.61 **Marker chromosomes in normal individual** POA RxHCC CC/MCC Ex0

Q92.62 **Marker chromosomes in abnormal individual** POA RxHCC CC/MCC Ex0

Q92.7 **Triploidy and polyploidy** POA RxHCC CC/MCC Ex0

Q92.8 **Other specified trisomies and partial trisomies of autosomes** POA RxHCC CC/MCC Ex0

Duplications identified by fluorescence in situ hybridization (FISH)

Duplications identified by in situ hybridization (ISH)

Duplications seen only at prometaphase

Q92.9 **Trisomy and partial trisomy of autosomes, unspecified** POA RxHCC CC/MCC Ex0

4th Q93 **Monosomies and deletions from the autosomes, not elsewhere classified**

Q93.0 **Whole chromosome monosomy, nonmosaicism (meiotic nondisjunction)** POA RxHCC CC/MCC Ex0

Q93.1 **Whole chromosome monosomy, mosaicism (mitotic nondisjunction)** POA RxHCC CC/MCC Ex0

Q93.2 **Chromosome replaced with ring, dicentric or isochromosome** POA RxHCC CC/MCC Ex0

Q93.3 **Deletion of short arm of chromosome 4** CC POA RxHCC CC/MCC Ex0

Wolff-Hirschorn syndrome

Q93.4 **Deletion of short arm of chromosome 5** CC POA RxHCC CC/MCC Ex0

Cri-du-chat syndrome

5th Q93.5 **Other deletions of part of a chromosome**

Q93.51 **Angelman syndrome** CC POA RxHCC CC/MCC Ex0

AHA: Q4 2018

Q93.52 **Phelan-McDermid syndrome** CC POA RxHCC CC/MCC Ex0

22q13.3 deletion syndrome

Use additional code(s) to identify any associated conditions, such as:

autism spectrum disorder (F84.0)

degree of intellectual disabilities (F70-F79)

epilepsy and recurrent seizures (G40.-)

lymphedema (I89.0)

Q93.59 **Other deletions of part of a chromosome** CC POA RxHCC CC/MCC Ex0

AHA: Q4 2018

Q93.7 **Deletions with other complex rearrangements** CC POA RxHCC CC/MCC Ex0

Deletions due to unbalanced translocations, inversions and insertions

Code also any associated duplications due to unbalanced translocations, inversions and insertions (Q92.5)

5th Q93.8 Other deletions from the autosomes

Q93.81 Velo-cardio-facial syndrome POA MCC RxHCC CC/MCC Ex0

AHA: Q3 2019

Deletion 22q11.2

Q93.82 Williams syndrome CC POA RxHCC CC/MCC Ex0

AHA: Q4 2018

Q93.88 Other microdeletions CC POA RxHCC CC/MCC Ex0

Miller-Dieker syndrome

Smith-Magenis syndrome

Q93.89 Other deletions from the autosomes CC POA RxHCC CC/MCC Ex0

Deletions identified by fluorescence in situ hybridization (FISH)

Deletions identified by in situ hybridization (ISH)

Deletions seen only at prometaphase

Q93.9 Deletion from autosomes, unspecified CC POA RxHCC CC/MCC Ex0

4th Q95 Balanced rearrangements and structural markers, not elsewhere classified

INCLUDES *Robertsonian and balanced reciprocal translocations and insertions*

Q95.0 Balanced translocation and insertion in normal individual POA CC/MCC Ex0

Q95.1 Chromosome inversion in normal individual POA CC/MCC Ex0

Q95.2 Balanced autosomal rearrangement in abnormal individual POA RxHCC CC/MCC Ex0

Q95.3 Balanced sex/autosomal rearrangement in abnormal individual POA RxHCC CC/MCC Ex0

Q95.5 Individual with autosomal fragile site POA CC/MCC Ex0

Q95.8 Other balanced rearrangements and structural markers POA CC/MCC Ex0

Q95.9 Balanced rearrangement and structural marker, unspecified POA CC/MCC Ex0

4th Q96 Turner's syndrome

Excludes1 *Noonan syndrome (Q87.19)*

Q96.0 Karyotype 45, X POA CC/MCC Exc

Q96.1 Karyotype 46, X iso (Xq) POA CC/MCC Exc

Karyotype 46, isochromosome Xq

Q96.2 Karyotype 46, X with abnormal sex chromosome, except iso (Xq) POA CC/MCC Exc

Karyotype 46, X with abnormal sex chromosome, except isochromosome Xq

Q96.3 Mosaicism, 45, X/46, XX or XY POA CC/MCC Exc

Q96.4 Mosaicism, 45, X/other cell line(s) with abnormal sex chromosome POA CC/MCC Exc

Q96.8 Other variants of Turner's syndrome POA CC/MCC Exc

Q96.9 Turner's syndrome, unspecified POA CC/MCC Exc

4th Q97 Other sex chromosome abnormalities, female phenotype, not elsewhere classified

Excludes1 *Turner's syndrome (Q96.-)*

Q97.0 Karyotype 47, XXX POA CC/MCC Exc

Q97.1 Female with more than three X chromosomes POA CC/MCC Exc

Q97.2 Mosaicism, lines with various numbers of X chromosomes POA CC/MCC Exc

Q97.3 Female with 46, XY karyotype POA CC/MCC Exc

Q97.8 Other specified sex chromosome abnormalities, female phenotype POA CC/MCC Exc

Q97.9 Sex chromosome abnormality, female phenotype, unspecified POA CC/MCC Exc

4th Q98 Other sex chromosome abnormalities, male phenotype, not elsewhere classified

Q98.0 Klinefelter syndrome karyotype 47, XXY POA CC/MCC Exc

Q98.1 Klinefelter syndrome, male with more than two X chromosomes POA CC/MCC Exc

Q98.3 Other male with 46, XX karyotype POA CC/MCC Exc

Q98.4 Klinefelter syndrome, unspecified POA CC/MCC Exc

Q98.5 Karyotype 47, XYY POA CC/MCC Exc

Q98.6 Male with structurally abnormal sex chromosome POA CC/MCC Exc

Q98.7 Male with sex chromosome mosaicism POA CC/MCC Exc

Q98.8 Other specified sex chromosome abnormalities, male phenotype POA CC/MCC Exc

Q98.9 Sex chromosome abnormality, male phenotype, unspecified POA CC/MCC Exc

4th Q99 Other chromosome abnormalities, not elsewhere classified

Q99.0 Chimera 46, XX/46, XY POA CC/MCC Ex0

Chimera 46, XX/46, XY true hermaphrodite

Q99.1 46, XX true hermaphrodite POA CC/MCC Ex0

46, XX with streak gonads

46, XY with streak gonads

Pure gonadal dysgenesis

Q99.2 Fragile X chromosome POA RxHCC CC/MCC Ex0

Fragile X syndrome

5th Q99.8 Other specified chromosome abnormalities

6th Q99.81 Usher syndrome

*Use additional code to identify any auditory and visual manifestations

Q99.811 Usher syndrome, type 1 CC POA CC/MCC Ex0

Q99.812 Usher syndrome, type 2 CC POA CC/MCC Ex0

Q99.813 Usher syndrome, type 3 CC POA CC/MCC Ex0

Q99.818 Other Usher syndrome CC POA CC/MCC Ex0

*Usher syndrome, type 4

Q99.819 Usher syndrome, unspecified CC POA CC/MCC Ex0

Q99.89 Other specified chromosome abnormalities POA CC/MCC Ex0

Q99.9 Chromosomal abnormality, unspecified POA CC/MCC Ex0

*Genetic disorders, not elsewhere classified (QA0)

- 4th **QA0 Neurodevelopmental disorders related to specific genetic pathogenic variants**
  - ***Code also,** if applicable, any associated conditions, such as:*
    - *attention-deficit hyperactivity disorders (F90.-)*
    - *autism spectrum disorder (F84.0)*
    - *developmental and epileptic encephalopathy (G93.45)*
    - *epilepsy, by specific type (G40.-)*
    - *intellectual disabilities (F70-F79)*
    - *pervasive developmental disorders (F84.-)*
- 5th **QA0.0 Neurodevelopmental disorders related to pathogenic variants in specific genes**
  - 6th **QA0.01 Neurodevelopmental disorders related to pathogenic variants in certain specific genes**
    - 7th **QA0.010 Neurodevelopmental disorders, related to pathogenic variants in ion channel genes** CC POA CC/MCC Ex6
      - **QA0.0101 SCN2A-related neurodevelopmental disorder** CC CC/MCC Ex6
      - **QA0.0102 CACNA1A-related neurodevelopmental disorder** CC CC/MCC Ex6
      - **QA0.0109 Neurodevelopmental disorder related to pathogenic variant in other ion channel gene** CC CC/MCC Ex6
        - *SCN8A-related neurodevelopmental disorder
    - **QA0.011 Neurodevelopmental disorders, related to pathogenic variants in glutamate receptor genes** CC POA CC/MCC Ex6
    - **QA0.012 Neurodevelopmental disorders, related to pathogenic variants in other receptor genes** CC POA CC/MCC Ex6
    - 7th **QA0.013 Neurodevelopmental disorders, related to pathogenic variants in other transporter and solute carrier genes** CC POA CC/MCC Ex6
      - **QA0.0131 SLC6A1-related disorder** CC CC/MCC Ex6
        - *GABA transporter 1 deficiency
      - **QA0.0139 Neurodevelopmental disorder, related to pathogenic variant in other transporter or solute carrier gene** CC CC/MCC Ex6
    - 7th **QA0.014 Neurodevelopmental disorders, related to pathogenic variants in synapse related genes** CC POA CC/MCC Ex6
      - **QA0.0141 Syntaxin-binding protein 1-related disorder** CC CC/MCC Ex6
        - *STXBP1-related disorders
      - **QA0.0142 DLG4-related synaptopathy** CC CC/MCC Ex6
      - **QA0.0149 Neurodevelopmental disorder, related to pathogenic variant in other synapse related gene** CC CC/MCC Ex6
        - *Other genetic synaptopathy
    - 7th **QA0.015 Neurodevelopmental disorders, related to genes associated with transcription and gene expression** CC POA CC/MCC Ex6
      - **QA0.0151 FOXG1 syndrome** CC CC/MCC Ex6
        - *FOXG1-related disorder
        - *FOXG1-related encephalopathy
        - *FOXG1-related neurodevelopmental disorder
      - **QA0.0159 Neurodevelopmental disorder, related to other genes associated with transcription and gene expression** CC CC/MCC Ex6
  - **QA0.8 Other neurodevelopmental disorders related to pathogenic variants in other specific genes** CC POA CC/MCC Ex6

Chapter 18: Symptoms, Signs, and Abnormal Clinical and Laboratory Findings, Not Elsewhere Classified (R00-R99)

Chapter-Specific Coding Guidelines

I.C.18. Chapter 18: Symptoms, signs, and abnormal clinical and laboratory findings, not elsewhere classified (R00-R99)

Chapter 18 includes symptoms, signs, abnormal results of clinical or other investigative procedures, and ill-defined conditions regarding which no diagnosis classifiable elsewhere is recorded. Signs and symptoms that point to a specific diagnosis have been assigned to a category in other chapters of the classification.

a. Use of symptom codes

Codes that describe symptoms and signs are acceptable for reporting purposes when a related definitive diagnosis has not been established (confirmed) by the provider.

b. Use of a symptom code with a definitive diagnosis code

Codes for signs and symptoms may be reported in addition to a related definitive diagnosis when the sign or symptom is not routinely associated with that diagnosis, such as the various signs and symptoms associated with complex syndromes. The definitive diagnosis code should be sequenced before the symptom code.

Signs or symptoms that are associated routinely with a disease process should not be assigned as additional codes, unless otherwise instructed by the classification.

c. Combination codes that include symptoms

ICD-10-CM contains a number of combination codes that identify both the definitive diagnosis and common symptoms of that diagnosis. When using one of these combination codes, an additional code should not be assigned for the symptom.

d. Repeated falls

Code R29.6, Repeated falls, is for use for encounters when a patient has recently fallen and the reason for the fall is being investigated.

Code Z91.81, History of falling, is for use when a patient has fallen in the past and is at risk for future falls. When appropriate, both codes R29.6 and Z91.81 may be assigned together.

e. Coma

Code R40.20, Unspecified coma, should be assigned when the underlying cause of the coma is not known, or the cause is a traumatic brain injury and the coma scale is not documented in the medical record.

Do not report codes for unspecified coma, individual or total Glasgow coma scale scores for a patient with a medically induced coma or a sedated patient.

1) Coma Scale

The coma scale codes (R40.21- to R40.24-) can be used in conjunction with traumatic brain injury codes. These codes cannot be used with code R40.2A, Nontraumatic coma due to underlying condition. They are primarily for use by trauma registries, but they may be used in any setting where this information is collected. The coma scale codes should be sequenced after the diagnosis code(s).

These codes, one from each subcategory, are needed to complete the scale. The 7th character indicates when the scale was recorded. The 7th character should match for all three codes.

At a minimum, report the initial score documented on presentation at your facility. This may be a score from the emergency medicine technician (EMT) or in the emergency department. If desired, a facility may choose to capture multiple coma scale scores.

Assign code R40.24-, Glasgow coma scale, total score, when only the total score is documented in the medical record and not the individual score(s).

If multiple coma scores are captured within the first 24 hours after hospital admission, assign only the code for the score at the time of admission. ICD-10-CM does not classify coma scores that are reported after admission but less than 24 hours later.

See Section I.B.14. for coma scale documentation by clinicians other than patient's provider

f. Functional quadriplegia

GUIDELINE HAS BEEN DELETED EFFECTIVE OCTOBER 1, 2017.

g. SIRS due to Non-Infectious Process

The systemic inflammatory response syndrome (SIRS) can develop as a result of certain non-infectious disease processes, such as trauma, malignant neoplasm, or pancreatitis. When SIRS is documented with a noninfectious condition, and no subsequent infection is documented, the code for the underlying condition, such as an injury, should be assigned, followed by code R65.10, Systemic inflammatory response syndrome (SIRS) of non-infectious origin without acute organ dysfunction, or code R65.11, Systemic inflammatory response syndrome (SIRS) of non-infectious origin with acute organ dysfunction. If an associated acute organ dysfunction is documented, the appropriate code(s) for the specific type of organ dysfunction(s) should be assigned in addition to code R65.11. If acute organ dysfunction is documented, but it cannot be determined if the acute organ dysfunction is associated with SIRS or due to another condition (e.g., directly due to the trauma), the provider should be queried.

h. Death NOS

Code R99, Ill-defined and unknown cause of mortality, is only for use in the very limited circumstance when a patient who has already died is brought into an emergency department or other healthcare facility and is pronounced dead upon arrival. It does not represent the discharge disposition of death.

i. NIHSS Stroke Scale

The NIH stroke scale (NIHSS) codes (R29.7- -) can be used in conjunction with acute stroke codes (I60-I63) to identify the patient's neurological status and the severity of the stroke. The stroke scale codes should be sequenced after the acute stroke diagnosis code(s).

At a minimum, report the initial score documented. If desired, a facility may choose to capture multiple stroke scale scores.

See Section I.B.14. for NIHSS stroke scale documentation by clinicians other than patient's provider

Symptoms, signs and abnormal clinical and laboratory findings, not elsewhere classified (R00-R99)

See Official Guidelines, "Signs and symptoms" I.B.4, "Coronavirus Infections" I.C.1.g, "Codes that describe symptoms and signs" IV.D

NOTES This chapter includes symptoms, signs, abnormal results of clinical or other investigative procedures, and ill-defined conditions regarding which no diagnosis classifiable elsewhere is recorded.

Signs and symptoms that point rather definitely to a given diagnosis have been assigned to a category in other chapters of the classification. In general, categories in this chapter include the less well-defined conditions and symptoms that, without the necessary study of the case to establish a final diagnosis, point perhaps equally to two or more diseases or to two or more systems of the body. Practically all categories in the chapter could be designated 'not otherwise specified', 'unknown etiology' or 'transient'. The Alphabetical Index should be consulted to determine which symptoms and signs are to be allocated here and which to other chapters. The residual subcategories, numbered .8, are generally provided for other relevant symptoms that cannot be allocated elsewhere in the classification.

The conditions and signs or symptoms included in categories R00-R94 consist of:

(a) cases for which no more specific diagnosis can be made even after all the facts bearing on the case have been investigated;

(b) signs or symptoms existing at the time of initial encounter that proved to be transient and whose causes could not be determined;

(c) provisional diagnosis in a patient who failed to return for further investigation or care;

(d) cases referred elsewhere for investigation or treatment before the diagnosis was made;

(e) cases in which a more precise diagnosis was not available for any other reason;

(f) certain symptoms, for which supplementary information is provided, that represent important problems in medical care in their own right.

EXCLUDES2 *abnormal findings on antenatal screening of mother (O28.-)*

certain conditions originating in the perinatal period (P04-P96)

signs and symptoms classified in the body system chapters

signs and symptoms of breast (N63, N64.5)

This chapter contains the following blocks:

R00-R09	Symptoms and signs involving the circulatory and respiratory systems
R10-R19	Symptoms and signs involving the digestive system and abdomen
R20-R23	Symptoms and signs involving the skin and subcutaneous tissue
R25-R29	Symptoms and signs involving the nervous and musculoskeletal systems
R30-R39	Symptoms and signs involving the genitourinary system
R40-R46	Symptoms and signs involving cognition, perception, emotional state and behavior
R47-R49	Symptoms and signs involving speech and voice
R50-R69	General symptoms and signs
R70-R79	Abnormal findings on examination of blood, without diagnosis
R80-R82	Abnormal findings on examination of urine, without diagnosis
R83-R89	Abnormal findings on examination of other body fluids, substances and tissues, without diagnosis
R90-R94	Abnormal findings on diagnostic imaging and in function studies, without diagnosis
R97	Abnormal tumor markers
R99	Ill-defined and unknown cause of mortality

Symptoms and signs involving the circulatory and respiratory systems (R00-R09)

4th R00 **Abnormalities of heart beat**

EXCLUDES1 *abnormalities originating in the perinatal period (P29.1-)*

EXCLUDES2 *specified arrhythmias (I47-I49)*

R00.0 **Tachycardia, unspecified** CC/MCC Exc

AHA: Q4 2022

Rapid heart beat

Sinoauricular tachycardia NOS

Sinus [sinusal] tachycardia NOS

EXCLUDES1 *inappropriate sinus tachycardia, so stated (I47.11)*

neonatal tachycardia (P29.11)

paroxysmal tachycardia (I47.-)

R00.1 **Bradycardia, unspecified** CC/MCC Exc

AHA: Q2 2020

Sinoatrial bradycardia

Sinus bradycardia

Slow heart beat

Vagal bradycardia

Use additional code for adverse effect, if applicable, to identify drug (T36-T50 with fifth or sixth character 5)

EXCLUDES1 *neonatal bradycardia (P29.12)*

R00.2 **Palpitations** CC/MCC Exc

Awareness of heart beat

R00.8 **Other abnormalities of heart beat**

R00.9 **Unspecified abnormalities of heart beat**

4th R01 **Cardiac murmurs and other cardiac sounds**

EXCLUDES1 *cardiac murmurs and sounds originating in the perinatal period (P29.8)*

R01.0 **Benign and innocent cardiac murmurs**

Functional cardiac murmur

R01.1 **Cardiac murmur, unspecified**

Cardiac bruit NOS

Heart murmur NOS

Systolic murmur NOS

R01.2 **Other cardiac sounds**

Cardiac dullness, increased or decreased

Precordial friction

4th R03 **Abnormal blood-pressure reading, without diagnosis**

R03.0 **Elevated blood-pressure reading, without diagnosis of hypertension** ?

See Official Guidelines, "Hypertension, Transient" I.C.9.a.7

NOTES This category is to be used to record an episode of elevated blood pressure in a patient in whom no formal diagnosis of hypertension has been made, or as an isolated incidental finding.

R03.1 **Nonspecific low blood-pressure reading**

EXCLUDES1 *hypotension (I95.-)*

maternal hypotension syndrome (O26.5-)

neurogenic orthostatic hypotension (G90.3)

4th R04 **Hemorrhage from respiratory passages**

R04.0 **Epistaxis**

AHA: Q2 2023, Q4 2018

Hemorrhage from nose

Nosebleed

R04.1 **Hemorrhage from throat**

EXCLUDES2 *hemoptysis (R04.2)*

R04.2 **Hemoptysis** CC CC/MCC Exc

Blood-stained sputum

Cough with hemorrhage

5th R04.8 **Hemorrhage from other sites in respiratory passages**

R04.81 **Acute idiopathic pulmonary hemorrhage in infants** P CC CC/MCC Exc

AIPHI

Acute idiopathic hemorrhage in infants over 28 days old

EXCLUDES1 *perinatal pulmonary hemorrhage (P26.-)*

von Willebrand disease (D68.0-)

R04.89 **Hemorrhage from other sites in respiratory passages** CC CC/MCC Exc

Pulmonary hemorrhage NOS

R04.9 **Hemorrhage from respiratory passages, unspecified** CC CC/MCC Exc

4th R05 **Cough**

See Official Guidelines, "Signs and symptoms without definitive diagnosis of COVID-19" I.C.1.g.1.g

EXCLUDES1 *paroxysmal cough due to Bordetella pertussis (A37.0-)*

smoker's cough (J41.0)

EXCLUDES2 *cough with hemorrhage (R04.2)*

R05.1 **Acute cough**

AHA: Q4 2021

R05.2 **Subacute cough**

R05.3 **Chronic cough**

Persistent cough

Refractory cough

Unexplained cough

R05.4 **Cough syncope** PDxIn

Code first syncope and collapse (R55)

R05.8 **Other specified cough**

R05.9 **Cough, unspecified**

AHA: Q4 2021

4th R06 **Abnormalities of breathing**

See Official Guidelines, "Signs and symptoms without definitive diagnosis of COVID-19" I.C.1.g.1.g

EXCLUDES1 *acute respiratory distress syndrome (J80)*

respiratory arrest (R09.2)

respiratory arrest of newborn (P28.81)

respiratory distress syndrome of newborn (P22.-)

respiratory failure (J96.-)

respiratory failure of newborn (P28.5)

5th R06.0 **Dyspnea**

EXCLUDES1 *tachypnea NOS (R06.82)*

transient tachypnea of newborn (P22.1)

R06.00 **Dyspnea, unspecified**

AHA: Q1 2017

R06.01 **Orthopnea**

R06.02 **Shortness of breath**

AHA: Q1 2021, Q1 2020, Q4 2020

R06.03 **Acute respiratory distress**

R06.09 **Other forms of dyspnea**

R06.1 **Stridor**

EXCLUDES1 *congenital laryngeal stridor (P28.89)*

laryngismus (stridulus) (J38.5)

R06.2 **Wheezing**

AHA: Q2 2016

EXCLUDES1 *Asthma (J45.-)*

R06.3 **Periodic breathing** CC CC/MCC Exc

Cheyne-Stokes breathing

R06.4 **Hyperventilation**

EXCLUDES1 *psychogenic hyperventilation (F45.8)*

R06.5 **Mouth breathing**

EXCLUDES2 *dry mouth NOS (R68.2)*

R06.6 **Hiccough**

EXCLUDES1 *psychogenic hiccough (F45.8)*

R06.7 **Sneezing**

5th R06.8 **Other abnormalities of breathing**

R06.81 **Apnea, not elsewhere classified** CC/MCC Exc

Apnea NOS

EXCLUDES1 *apnea (of) newborn (P28.4-)*

sleep apnea (G47.3-)

sleep apnea of newborn (primary) (P28.3-)

R06.82 **Tachypnea, not elsewhere classified**

Tachypnea NOS

EXCLUDES1 *transitory tachypnea of newborn (P22.1)*

R06.83 **Snoring**

R06.89 **Other abnormalities of breathing**

Breath-holding (spells)

Sighing

R06.9 **Unspecified abnormalities of breathing**

4th R07 **Pain in throat and chest**

EXCLUDES1 *epidemic myalgia (B33.0)*

EXCLUDES2 *jaw pain R68.84*

pain in breast (N64.4)

R07.0 **Pain in throat**

EXCLUDES1 *chronic sore throat (J31.2)*

sore throat (acute) NOS (J02.9)

EXCLUDES2 *dysphagia (R13.1-)*

pain in neck (M54.2)

R07.1 **Chest pain on breathing**

Painful respiration

R07.2 **Precordial pain**

5th R07.8 Other chest pain

R07.81 Pleurodynia

AHA: Q3 2024

Pleurodynia NOS

EXCLUDES1 *epidemic pleurodynia (B33.0)*

R07.82 Intercostal pain

R07.89 Other chest pain

AHA: Q3 2024, Q1 2021

Anterior chest-wall pain NOS

R07.9 Chest pain, unspecified

4th R09 Other symptoms and signs involving the circulatory and respiratory system

EXCLUDES1 *acute respiratory distress syndrome (J80)*

respiratory arrest of newborn (P28.81)

respiratory distress syndrome of newborn (P22.0)

respiratory failure (J96.-)

respiratory failure of newborn (P28.5)

5th R09.0 Asphyxia and hypoxemia

EXCLUDES1 *asphyxia due to carbon monoxide (T58.-)*

asphyxia due to foreign body in respiratory tract (T17.-)

birth (intrauterine) asphyxia (P84)

hyperventilation (R06.4)

traumatic asphyxia (T71.-)

EXCLUDES2 *hypercapnia (R06.89)*

R09.01 Asphyxia CC CC/MCC Exc

R09.02 Hypoxemia CC/MCC Exc

AHA: Q3 2019

R09.1 **Pleurisy** CC/MCC Exc

EXCLUDES1 *pleurisy with effusion (J90)*

R09.2 **Respiratory arrest** HCC MCC CC/MCC Exc

Cardiorespiratory failure

EXCLUDES1 *cardiac arrest (I46.-)*

respiratory arrest of newborn (P28.81)

respiratory distress of newborn (P22.0)

respiratory failure (J96.-)

respiratory failure of newborn (P28.5)

respiratory insufficiency (R06.89)

respiratory insufficiency of newborn (P28.5)

R09.3 **Abnormal sputum** CC/MCC Exc

Abnormal amount of sputum

Abnormal color of sputum

Abnormal odor of sputum

Excessive sputum

EXCLUDES1 *blood-stained sputum (R04.2)*

5th R09.8 **Other specified symptoms and signs involving the circulatory and respiratory systems**

R09.81 **Nasal congestion**

R09.82 **Postnasal drip**

R09.89 **Other specified symptoms and signs involving the circulatory and respiratory systems** CC/MCC Exc

AHA: Q4 2023, Q1 2021

Abnormal chest percussion

Bruit (arterial)

Chest tympany

Choking sensation

Friction sounds in chest

Rales

Weak pulse

EXCLUDES2 *foreign body in throat (T17.2-)*

wheezing (R06.2)

5th R09.A **Foreign body sensation of the circulatory and respiratory system**

R09.A0 **Foreign body sensation, unspecified** CC/MCC Exc

R09.A1 **Foreign body sensation, nose** CC/MCC Exc

R09.A2 **Foreign body sensation, throat** CC/MCC Exc

Foreign body sensation globus

R09.A9 **Foreign body sensation, other site** CC/MCC Exc

Symptoms and signs involving the digestive system and abdomen (R10-R19)

EXCLUDES2 *congenital or infantile pylorospasm (Q40.0)*
gastrointestinal hemorrhage (K92.0-K92.2)
intestinal obstruction (K56.-)
newborn gastrointestinal hemorrhage (P54.0-P54.3)
newborn intestinal obstruction (P76.-)
pylorospasm (K31.3)
signs and symptoms involving the urinary system (R30-R39)
symptoms referable to female genital organs (N94.-)
symptoms referable to male genital organs (N48-N50)

4th R10 **Abdominal and pelvic pain**

EXCLUDES1 *renal colic (N23)*
EXCLUDES2 **costovertebral (angle) tenderness (R39.85)*
dorsalgia (M54.-)
flatulence and related conditions (R14.-)

R10.0 **Acute abdomen**

Severe abdominal pain (generalized) (with abdominal rigidity)
EXCLUDES1 *abdominal rigidity NOS (R19.3)*
generalized abdominal pain NOS (R10.84)
localized abdominal pain (R10.1-R10.3-)

5th R10.1 Pain localized to upper abdomen

EXCLUDES2 *pain localized to flank (R10.A-)*

pelvic and perineal pain (R10.2-)

R10.10 Upper abdominal pain, unspecified

R10.11 Right upper quadrant pain

R10.12 Left upper quadrant pain

R10.13 Epigastric pain

Dyspepsia

EXCLUDES1 *functional dyspepsia (K30)*

5th R10.2 Pelvic and perineal pain

EXCLUDES1 *vulvodynia (N94.81)*

EXCLUDES2 *pain localized to other parts of lower abdomen (R10.3-)*

pain localized to upper abdomen (R10.1-)

● R10.20 Pelvic and perineal pain unspecified side

● R10.21 Pelvic and perineal pain right side

● R10.22 Pelvic and perineal pain left side

● R10.23 Pelvic and perineal pain bilateral

● R10.24 Suprapubic pain

5th R10.3 Pain localized to other parts of lower abdomen

EXCLUDES2 *pain localized to flank (R10.A-)*

pelvic and perineal pain (R10.2-)

R10.30 Lower abdominal pain, unspecified

R10.31 Right lower quadrant pain

R10.32 Left lower quadrant pain

R10.33 Periumbilical pain

R10.8 Other abdominal pain

6th R10.81 Abdominal tenderness

Abdominal tenderness NOS

EXCLUDES2 *pain localized to other parts of lower abdomen (R10.3-)

*pain localized to upper abdomen (R10.1-)

R10.811 Right upper quadrant abdominal tenderness

R10.812 Left upper quadrant abdominal tenderness

R10.813 Right lower quadrant abdominal tenderness

R10.814 Left lower quadrant abdominal tenderness

R10.815 Periumbilic abdominal tenderness

R10.816 Epigastric abdominal tenderness

R10.817 Generalized abdominal tenderness

R10.819 Abdominal tenderness, unspecified site

6th R10.82 Rebound abdominal tenderness

EXCLUDES2 *pain localized to other parts of lower abdomen (R10.3-)

*pain localized to upper abdomen (R10.1-)

R10.821 Right upper quadrant rebound abdominal tenderness

R10.822 Left upper quadrant rebound abdominal tenderness

R10.823 Right lower quadrant rebound abdominal tenderness

R10.824 Left lower quadrant rebound abdominal tenderness

R10.825 Periumbilic rebound abdominal tenderness

R10.826 Epigastric rebound abdominal tenderness

R10.827 Generalized rebound abdominal tenderness

R10.829 Rebound abdominal tenderness, unspecified site

R10.83 Colic P

Colic NOS

Infantile colic

EXCLUDES1 *colic in adult and child over 12 months old (R10.84)*

R10.84 Generalized **abdominal pain**

EXCLUDES1 *generalized abdominal pain associated with acute abdomen (R10.0)*

● R10.85 **Abdominal pain of multiple sites**

EXCLUDES1 **abdominal rigidity NOS (R19.3)*

**generalized abdominal pain associated with acute abdomen (R10.0)*

**generalized abdominal pain NOS (R10.84)*

**localized abdominal pain (R10.1-R10.4-)*

● 6th R10.8A **Flank tenderness**

- ● R10.8A1 Right **flank tenderness**
- ● R10.8A2 Left **flank tenderness**
- ● R10.8A3 Suprapubic **tenderness**
- ● R10.8A9 **Flank tenderness, unspecified**

*Flank tenderness NOS

R10.9 **Unspecified abdominal pain**

- 5th R10.A Pain localized to flank
  - *Lateral abdomen pain
  - *Lateral flank pain
  - *Latus region pain
  - EXCLUDES2 *pain localized to other parts of lower abdomen (R10.3-)*
    - *pain localized to upper abdomen (R10.1-)*
  - R10.A0 Flank pain, unspecified side
  - R10.A1 Flank pain, right side
  - R10.A2 Flank pain, left side
  - R10.A3 Flank pain, bilateral

4th R11 Nausea and vomiting

EXCLUDES1 *cyclical vomiting associated with migraine (G43.A-)*
excessive vomiting in pregnancy (O21.-)
hematemesis (K92.0)
neonatal hematemesis (P54.0)
newborn vomiting (P92.0-)
psychogenic vomiting (F50.89)
vomiting associated with bulimia nervosa (F50.2-)
vomiting following gastrointestinal surgery (K91.0)

R11.0 Nausea

Nausea NOS
Nausea without vomiting

5th R11.1 Vomiting

R11.10 **Vomiting, unspecified**

Vomiting NOS

R11.11 **Vomiting without nausea**

R11.12 **Projectile vomiting**

R11.13 **Vomiting of fecal matter** CC/MCC Exc

R11.14 **Bilious vomiting**

Bilious emesis

R11.15 **Cyclical vomiting syndrome unrelated to migraine**

AHA: Q4 2019

Cyclic vomiting syndrome NOS

Persistent vomiting

EXCLUDES1 *cyclical vomiting in migraine (G43.A-)*

EXCLUDES2 *bulimia nervosa (F50.20)*

diabetes mellitus due to underlying condition (E08.-)

● R11.16 **Cannabis hyperemesis syndrome**

*Cannabinoid hyperemesis syndrome

***Code also**

*cannabis abuse (F12.1-)

*cannabis dependence (F12.2-)

*cannabis use, unspecified (F12.92-, F12.93, F12.95-, F12.98-, F12.99)

*manifestations, such as:

*dehydration (E86.0)

*electrolyte imbalance (E87.8)

R11.2 **Nausea with vomiting, unspecified**

AHA: Q1 2020

Persistent nausea with vomiting NOS

R12 **Heartburn**

EXCLUDES1 *dyspepsia NOS (R10.13)*

functional dyspepsia (K30)

4th R13 **Aphagia and dysphagia**

R13.0 **Aphagia**

Inability to swallow

EXCLUDES1 *psychogenic aphagia (F50.9)*

5th R13.1 **Dysphagia**

Code first, if applicable, dysphagia following cerebrovascular disease (I69. with final characters -91)

EXCLUDES1 *psychogenic dysphagia (F45.8)*

R13.10 **Dysphagia, unspecified**

Difficulty in swallowing NOS

R13.11 **Dysphagia, oral phase**

R13.12 **Dysphagia, oropharyngeal phase**

R13.13 **Dysphagia, pharyngeal phase**

R13.14 **Dysphagia, pharyngoesophageal phase**

R13.19 **Other dysphagia**

Cervical dysphagia

Neurogenic dysphagia

4th R14 **Flatulence and related conditions**

EXCLUDES1 *psychogenic aerophagy (F45.8)*

R14.0 **Abdominal distension (gaseous)**

Bloating

Tympanites (abdominal) (intestinal)

R14.1 **Gas pain**

R14.2 **Eructation**

R14.3 **Flatulence**

4th R15 **Fecal incontinence**

INCLUDES *encopresis NOS*

EXCLUDES1 *fecal incontinence of nonorganic origin (F98.1)*

R15.0 **Incomplete defecation**

EXCLUDES2 **constipation (K59.0-)*

**fecal impaction (K56.41)*

R15.1 **Fecal smearing**

Fecal soiling

R15.2 **Fecal urgency**

R15.9 **Full incontinence of feces**

Fecal incontinence NOS

4th R16 **Hepatomegaly and splenomegaly, not elsewhere classified**

R16.0 **Hepatomegaly, not elsewhere classified**

Hepatomegaly NOS

R16.1 **Splenomegaly, not elsewhere classified**

Splenomegaly NOS

R16.2 **Hepatomegaly with splenomegaly, not elsewhere classified**

Hepatosplenomegaly NOS

R17 **Unspecified jaundice** CC CC/MCC Exc

EXCLUDES1 neonatal jaundice (P55, P57-P59)

4th R18 **Ascites**

INCLUDES fluid in peritoneal cavity

EXCLUDES1 ascites in alcoholic cirrhosis (K70.31)

ascites in alcoholic hepatitis (K70.11)

ascites in toxic liver disease with chronic active hepatitis (K71.51)

R18.0 **Malignant ascites** CC HCC PDxIn CC/MCC Exc

Code first malignancy, such as:

malignant neoplasm of ovary (C56.-)

secondary malignant neoplasm of retroperitoneum and peritoneum (C78.6)

R18.8 **Other ascites** CC CC/MCC Exc

AHA: Q1 2018

Ascites NOS

Peritoneal effusion (chronic)

4th R19 Other symptoms and signs involving the digestive system and abdomen

EXCLUDES1 *acute abdomen (R10.0)*

5th R19.0 Intra-abdominal and pelvic swelling, mass and lump

EXCLUDES1 *abdominal distension (gaseous) (R14.-)*

ascites (R18.-)

R19.00 Intra-abdominal and pelvic swelling, mass and lump, unspecified site CC/MCC Exc

R19.01 Right upper quadrant abdominal swelling, mass and lump CC/MCC Exc

R19.02 Left upper quadrant abdominal swelling, mass and lump CC/MCC Exc

R19.03 Right lower quadrant abdominal swelling, mass and lump CC/MCC Exc

R19.04 Left lower quadrant abdominal swelling, mass and lump CC/MCC Exc

R19.05 Periumbilic swelling, mass or lump CC/MCC Exc

Diffuse or generalized umbilical swelling or mass

R19.06 Epigastric swelling, mass or lump CC/MCC Exc

R19.07 Generalized intra-abdominal and pelvic swelling, mass and lump CC/MCC Exc

Diffuse or generalized intra-abdominal swelling or mass NOS

Diffuse or generalized pelvic swelling or mass NOS

R19.09 Other intra-abdominal and pelvic swelling, mass and lump CC/MCC Exc

5th R19.1 Abnormal bowel sounds

R19.11 Absent bowel sounds

R19.12 Hyperactive bowel sounds

R19.15 Other abnormal bowel sounds

Abnormal bowel sounds NOS

R19.2 Visible peristalsis

Hyperperistalsis

5th R19.3 **Abdominal rigidity**

EXCLUDES1 *abdominal rigidity with severe abdominal pain (R10.0)*

R19.30 **Abdominal rigidity, unspecified site** CC/MCC Exc

R19.31 **Right upper quadrant abdominal rigidity** CC/MCC Exc

R19.32 **Left upper quadrant abdominal rigidity** CC/MCC Exc

R19.33 **Right lower quadrant abdominal rigidity** CC/MCC Exc

R19.34 **Left lower quadrant abdominal rigidity** CC/MCC Exc

R19.35 **Periumbilic abdominal rigidity** CC/MCC Exc

R19.36 **Epigastric abdominal rigidity** CC/MCC Exc

R19.37 **Generalized abdominal rigidity** CC/MCC Exc

R19.4 **Change in bowel habit**

EXCLUDES1 *constipation (K59.0-)*

functional diarrhea (K59.1)

R19.5 **Other fecal abnormalities**

AHA: Q1 2021, Q1 2019

Abnormal stool color

Bulky stools

Mucus in stools

Occult blood in feces

Occult blood in stools

EXCLUDES1 *melena (K92.1)*

neonatal melena (P54.1)

R19.6 **Halitosis**

R19.7 **Diarrhea, unspecified**

AHA: Q3 2021

Diarrhea NOS

EXCLUDES1 *functional diarrhea (K59.1)*

neonatal diarrhea (P78.3)

psychogenic diarrhea (F45.8)

R19.8 **Other specified symptoms and signs involving the digestive system and abdomen**

Symptoms and signs involving the skin and subcutaneous tissue (R20-R23)

EXCLUDES2 *symptoms relating to breast (N64.4-N64.5)*

4th R20 **Disturbances of skin sensation**

EXCLUDES1 *dissociative anesthesia and sensory loss (F44.6)*
psychogenic disturbances (F45.8)

R20.0 **Anesthesia of skin**

R20.1 **Hypoesthesia of skin**

R20.2 **Paresthesia of skin**

Formication
Pins and needles
Tingling skin

EXCLUDES1 *acroparesthesia (I73.8)*

R20.3 **Hyperesthesia**

R20.8 **Other disturbances of skin sensation**

R20.9 **Unspecified disturbances of skin sensation**

R21 **Rash and other nonspecific skin eruption**

INCLUDES *rash NOS*

EXCLUDES1 *specified type of rash- code to condition*
vesicular eruption (R23.8)

4th **R22 Localized swelling, mass and lump of skin and subcutaneous tissue**

INCLUDES *subcutaneous nodules (localized)(superficial)*

EXCLUDES1 *abnormal findings on diagnostic imaging (R90-R93)*
edema (R60.-)
enlarged lymph nodes (R59.-)
localized adiposity (E65)
swelling of joint (M25.4-)

R22.0 Localized swelling, mass and lump, head

R22.1 Localized swelling, mass and lump, neck

R22.2 Localized swelling, mass and lump, trunk

AHA: Q3 2022

EXCLUDES1 *intra-abdominal or pelvic mass and lump (R19.0-)*
intra-abdominal or pelvic swelling (R19.0-)

EXCLUDES2 *breast mass and lump (N63)*

5th **R22.3 Localized swelling, mass and lump, upper limb**

R22.30 Localized swelling, mass and lump, unspecified upper limb

R22.31 Localized swelling, mass and lump, right upper limb

R22.32 Localized swelling, mass and lump, left upper limb

R22.33 Localized swelling, mass and lump, upper limb, bilateral

5th **R22.4 Localized swelling, mass and lump, lower limb**

R22.40 Localized swelling, mass and lump, unspecified lower limb

R22.41 Localized swelling, mass and lump, right lower limb

R22.42 Localized swelling, mass and lump, left lower limb

R22.43 Localized swelling, mass and lump, lower limb, bilateral

R22.9 Localized swelling, mass and lump, unspecified

4th R23 **Other skin changes**

R23.0 **Cyanosis** CC/MCC Exc

EXCLUDES1 *acrocyanosis (I73.8)*

cyanotic attacks of newborn (P28.2)

R23.1 **Pallor**

Clammy skin

R23.2 **Flushing**

Excessive blushing

Code first, if applicable, menopausal and female climacteric states (N95.1)

R23.3 **Spontaneous ecchymoses**

Petechiae

EXCLUDES1 *ecchymoses of newborn (P54.5)*

purpura (D69.-)

R23.4 **Changes in skin texture**

Desquamation of skin

Induration of skin

Scaling of skin

EXCLUDES1 *epidermal thickening NOS (L85.9)*

R23.8 **Other skin changes** CC/MCC Exc

R23.9 **Unspecified skin changes** CC/MCC Exc

Symptoms and signs involving the nervous and musculoskeletal systems (R25-R29)

4th R25 **Abnormal involuntary movements**

EXCLUDES1 *specific movement disorders (G20-G26)*
stereotyped movement disorders (F98.4)
tic disorders (F95.-)

R25.0 **Abnormal head movements**

R25.1 **Tremor, unspecified**

EXCLUDES1 *chorea NOS (G25.5)*
essential tremor (G25.0)
hysterical tremor (F44.4)
intention tremor (G25.2)

R25.2 **Cramp and spasm**

EXCLUDES2 *carpopedal spasm (R29.0)*
charley-horse (M62.831)
infantile spasms (G40.4-)
muscle spasm of back (M62.830)
muscle spasm of calf (M62.831)

R25.3 **Fasciculation**

Twitching NOS

R25.8 Other **abnormal involuntary movements**

R25.9 **Unspecified abnormal involuntary movements**

4th R26 **Abnormalities of gait and mobility**

EXCLUDES1 *ataxia NOS (R27.0)*

hereditary ataxia (G11.-)

locomotor (syphilitic) ataxia (A52.11)

immobility syndrome (paraplegic) (M62.3)

R26.0 **Ataxic gait**

AHA: Q2 2022

Staggering gait

R26.1 **Paralytic gait**

Spastic gait

R26.2 **Difficulty in walking, not elsewhere classified** CC/MCC Exc

AHA: Q2 2016

EXCLUDES1 *falling (R29.6)*

unsteadiness on feet (R26.81)

5th R26.8 **Other abnormalities of gait and mobility**

R26.81 **Unsteadiness on feet**

R26.89 **Other abnormalities of gait and mobility**

AHA: Q2 2020

R26.9 **Unspecified abnormalities of gait and mobility**

4th R27 **Other lack of coordination**

EXCLUDES1 *ataxic gait (R26.0)*
hereditary ataxia (G11.-)
vertigo NOS (R42)

R27.0 **Ataxia, unspecified**

AHA: Q3 2022

EXCLUDES1 *ataxia following cerebrovascular disease (I69. with final characters -93)*

R27.8 **Other lack of coordination**

R27.9 **Unspecified lack of coordination**

4th R29 **Other symptoms and signs involving the nervous and musculoskeletal systems**

R29.0 **Tetany** CC CC/MCC Exc

Carpopedal spasm

EXCLUDES1 *hysterical tetany (F44.5)*
neonatal tetany (P71.3)
parathyroid tetany (E20.9)
post-thyroidectomy tetany (E89.2)

R29.1 **Meningismus** CC CC/MCC Exc

R29.2 **Abnormal reflex**

EXCLUDES2 *abnormal pupillary reflex (H57.0)*
hyperactive gag reflex (J39.2)
vasovagal reaction or syncope (R55)

R29.3 **Abnormal posture** CC/MCC Exc

R29.4 **Clicking hip** CC/MCC Exc

EXCLUDES1 *congenital deformities of hip (Q65.-)*

R29.5 **Transient paralysis** CC CC/MCC Exc

Code first any associated spinal cord injury (S14.0, S14.1-, S24.0, S24.1-, S34.0-, S34.1-)

EXCLUDES1 *transient ischemic attack (G45.9)*

R29.6 **Repeated falls** CC/MCC Exc

See Official Guidelines, "Repeated falls" I.C.18.d

AHA: Q2 2016

Falling

Tendency to fall

EXCLUDES2 *at risk for falling (Z91.81)*
history of falling (Z91.81)

5th R29.7 National Institutes of Health Stroke Scale (NIHSS) score

See Official Guidelines, "NIHSS Stroke Scale" I.C.18.i, "Documentation by Clinicians Other than the Patient's Provider" I.B.14

Code first the type of cerebral infarction (I63.-)

6th R29.70 NIHSS score 0-9

- R29.700 NIHSS score 0 PDxIn
- R29.701 NIHSS score 1 PDxIn
- R29.702 NIHSS score 2 PDxIn
- R29.703 NIHSS score 3 PDxIn
- R29.704 NIHSS score 4 PDxIn
- R29.705 NIHSS score 5 PDxIn
- R29.706 NIHSS score 6 PDxIn
- R29.707 NIHSS score 7 PDxIn
- R29.708 NIHSS score 8 PDxIn
- R29.709 NIHSS score 9 PDxIn

6th R29.71 NIHSS score 10-19

- R29.710 NIHSS score 10 PDxIn
- R29.711 NIHSS score 11 PDxIn
- R29.712 NIHSS score 12 PDxIn
- R29.713 NIHSS score 13 PDxIn
- R29.714 NIHSS score 14 PDxIn
- R29.715 NIHSS score 15 PDxIn
- R29.716 NIHSS score 16 PDxIn
- R29.717 NIHSS score 17 PDxIn
- R29.718 NIHSS score 18 PDxIn
- R29.719 NIHSS score 19 PDxIn

R29.719 NIHSS score 19 PDxIn

6th R29.72 NIHSS score 20-29

R29.720 NIHSS score 20 PDxIn

R29.721 NIHSS score 21 PDxIn

R29.722 NIHSS score 22 PDxIn

R29.723 NIHSS score 23 PDxIn

R29.724 NIHSS score 24 PDxIn

R29.725 NIHSS score 25 PDxIn

R29.726 NIHSS score 26 PDxIn

R29.727 NIHSS score 27 PDxIn

R29.728 NIHSS score 28 PDxIn

R29.729 NIHSS score 29 PDxIn

6th R29.73 NIHSS score 30-39

R29.730 NIHSS score 30 PDxIn

AHA: Q4 2016

R29.731 NIHSS score 31 PDxIn

R29.732 NIHSS score 32 PDxIn

R29.733 NIHSS score 33 PDxIn

R29.734 NIHSS score 34 PDxIn

R29.735 NIHSS score 35 PDxIn

R29.736 NIHSS score 36 PDxIn

R29.737 NIHSS score 37 PDxIn

R29.738 NIHSS score 38 PDxIn

R29.739 NIHSS score 39 PDxIn

6th R29.74 NIHSS score 40-42

R29.740 NIHSS score 40 PDxIn

R29.741 NIHSS score 41 PDxIn

R29.742 NIHSS score 42 PDxIn

5th R29.8 Other symptoms and signs involving the nervous and musculoskeletal systems

6th R29.81 Other symptoms and signs involving the nervous system

R29.810 Facial weakness CC/MCC Exc

AHA: Q3 2022

Facial droop

EXCLUDES1 *Bell's palsy (G51.0)*

facial weakness following cerebrovascular disease (I69. with final characters -92)

R29.818 Other symptoms and signs involving the nervous system CC/MCC Exc

6th R29.89 Other symptoms and signs involving the musculoskeletal system

EXCLUDES2 *pain in limb (M79.6-)*

R29.890 Loss of height CC/MCC Exc

EXCLUDES1 *osteoporosis (M80-M81)*

R29.891 Ocular torticollis

EXCLUDES1 *congenital (sternomastoid) torticollis Q68.0*

psychogenic torticollis (F45.8)

spasmodic torticollis (G24.3)

torticollis due to birth injury (P15.8)

torticollis NOS M43.6

R29.898 Other symptoms and signs involving the musculoskeletal system CC/MCC Exc

5th R29.9 Unspecified symptoms and signs involving the nervous and musculoskeletal systems

R29.90 Unspecified symptoms and signs involving the nervous system CC/MCC Exc

R29.91 Unspecified symptoms and signs involving the musculoskeletal system CC/MCC Exc

Symptoms and signs involving the genitourinary system (R30-R39)

4th R30 **Pain associated with micturition**

EXCLUDES1 *psychogenic pain associated with micturition (F45.8)*

R30.0 **Dysuria** CC/MCC Exc

Strangury

R30.1 **Vesical tenesmus** CC/MCC Exc

R30.9 **Painful micturition, unspecified** CC/MCC Exc

Painful urination NOS

4th R31 **Hematuria**

EXCLUDES1 *hematuria included with underlying conditions, such as:*

acute cystitis with hematuria (N30.01)

recurrent and persistent hematuria in glomerular diseases (N02.-)

R31.0 **Gross hematuria** CC/MCC Exc

AHA: Q2 2025, Q1 2017

R31.1 **Benign essential microscopic hematuria** CC/MCC Exc

5th R31.2 **Other microscopic hematuria**

R31.21 **Asymptomatic microscopic hematuria** CC/MCC Exc

AHA: Q4 2016

AMH

R31.29 **Other microscopic hematuria** CC/MCC Exc

AHA: Q4 2016

R31.9 **Hematuria, unspecified** CC/MCC Exc

AHA: Q2 2025

R32 **Unspecified urinary incontinence**

Enuresis NOS

EXCLUDES1 *functional urinary incontinence (R39.81)*

nonorganic enuresis (F98.0)

stress incontinence and other specified urinary incontinence (N39.3-N39.4-)

urinary incontinence associated with cognitive impairment (R39.81)

4th R33 **Retention of urine**

EXCLUDES1 *psychogenic retention of urine (F45.8)*

R33.0 **Drug induced retention of urine**

Use additional code for adverse effect, if applicable, to identify drug (T36-T50 with fifth or sixth character 5)

R33.8 **Other retention of urine**

AHA: Q4 2018

Code first, if applicable, any causal condition, such as:

enlarged prostate (N40.1)

R33.9 **Retention of urine, unspecified**

R34 **Anuria and oliguria**

EXCLUDES1 *anuria and oliguria complicating abortion or ectopic or molar pregnancy (O00-O07, O08.4)*

anuria and oliguria complicating pregnancy (O26.83-)

anuria and oliguria complicating the puerperium (O90.49)

4th R35 **Polyuria**

Code first, if applicable, any causal condition, such as:

enlarged prostate (N40.1)

EXCLUDES1 *psychogenic polyuria (F45.8)*

R35.0 **Frequency of micturition**

R35.1 **Nocturia**

5th R35.8 Other polyuria

R35.81 Nocturnal polyuria

EXCLUDES2 *nocturnal enuresis (N39.44)*

R35.89 Other polyuria

Polyuria NOS

4th R36 Urethral discharge

R36.0 Urethral discharge without blood

R36.1 Hematospermia

R36.9 Urethral discharge, unspecified

Penile discharge NOS

Urethrorrhea

R37 Sexual dysfunction, unspecified

4th R39 Other and unspecified symptoms and signs involving the genitourinary system

R39.0 Extravasation of urine CC CC/MCC Exc

5th R39.1 Other difficulties with micturition

Code first, if applicable, any causal condition, such as:

enlarged prostate (N40.1)

R39.11 Hesitancy of micturition

R39.12 Poor urinary stream

Weak urinary ▶stream◀

R39.13 Splitting of urinary stream

R39.14 Feeling of incomplete bladder emptying

R39.15 Urgency of urination

EXCLUDES1 *urge incontinence (N39.41, N39.46)*

R39.16 Straining to void

6th R39.19 Other difficulties with micturition

R39.191 Need to immediately re-void

AHA: Q4 2016

R39.192 Position dependent micturition

AHA: Q4 2016

R39.198 Other difficulties with micturition

AHA: Q4 2016

R39.2 Extrarenal uremia CC/MCC Exc

Prerenal uremia

EXCLUDES1 *uremia NOS (N19)*

5th R39.8 Other symptoms and signs involving the genitourinary system

R39.81 Functional urinary incontinence CC/MCC Exc

Urinary incontinence due to cognitive impairment, or severe physical disability or immobility

EXCLUDES1 *stress incontinence and other specified urinary incontinence (N39.3-N39.4-)*

urinary incontinence NOS (R32)

R39.82 Chronic bladder pain CC/MCC Exc

AHA: Q4 2016

R39.83 Unilateral non-palpable testicle CC/MCC Exc

R39.84 Bilateral non-palpable testicles CC/MCC Exc

● 6th R39.85 Costovertebral (angle) tenderness

EXCLUDES2 **abdominal and pelvic pain (R10.-)*

● R39.851 Costovertebral (angle) tenderness, right side CC/MCC Exc

● R39.852 Costovertebral (angle) tenderness, left side CC/MCC Exc

● R39.853 Costovertebral (angle) tenderness, bilateral CC/MCC Exc

● R39.859 Costovertebral (angle) tenderness, unspecified side CC/MCC Exc

R39.89 Other symptoms and signs involving the genitourinary system CC/MCC Exc

AHA: Q4 2016

R39.9 Unspecified symptoms and signs involving the genitourinary system CC/MCC Exc

Symptoms and signs involving cognition, perception, emotional state and behavior (R40-R46)

EXCLUDES2 *symptoms and signs constituting part of a pattern of mental disorder (F01-F99)*

4th R40 **Somnolence, stupor and coma**

EXCLUDES1 *neonatal coma (P91.5)*

somnolence, stupor and coma in diabetes (E08-E13)

somnolence, stupor and coma in hepatic failure (K72.-)

somnolence, stupor and coma in hypoglycemia (nondiabetic) (E15)

R40.0 **Somnolence** CC/MCC Exc

Drowsiness

EXCLUDES1 *coma (R40.2-)*

R40.1 **Stupor** CC/MCC Exc

Catatonic stupor

Semicoma

EXCLUDES1 *catatonic schizophrenia (F20.2)*

coma (R40.2-)

depressive stupor ▶(F31.-, F32.-, F33.-)◀

dissociative stupor (F44.2)

manic stupor (F30.2)

R40.2 Coma

See Official Guidelines, "Coma scale" I.C.18.e, "Documentation by Clinicians Other than the Patient's Provider" I.B.14

Code first any associated:

fracture of skull (S02.-)

intracranial injury (S06.-)

NOTES One code from each subcategory, R40.21-R40.23, is required to complete the coma scale

R40.20 Unspecified coma HCC MCC CC/MCC Exc

AHA: Q4 2023, Q2 2021, Q4 2021

Coma NOS

Unconsciousness NOS

6th R40.21 Coma scale, eyes open

The following appropriate 7th character is to be added to subcategory R40.21-:

0 = unspecified time

1 = in the field [EMT or ambulance]

2 = at arrival to emergency department

3 = at hospital admission

4 = 24 hours or more after hospital admission

7th R40.211 Coma scale, eyes open, never HCC MCC PDxIn CC/MCC Exc

AHA: Q4 2023, Q4 2017

Coma scale eye opening score of 1

7th R40.212 Coma scale, eyes open, to pain HCC MCC PDxIn CC/MCC Exc

AHA: Q4 2023, Q4 2017

Coma scale eye opening score of 2

7th R40.213 Coma scale, eyes open, to sound PDxIn

AHA: Q4 2023, Q4 2017

Coma scale eye opening score of 3

7th R40.214 Coma scale, eyes open, spontaneous PDxIn

AHA: Q4 2023, Q4 2017

Coma scale eye opening score of 4

6th R40.22 Coma scale, best verbal response

The following appropriate 7th character is to be added to subcategory R40.22-:

0 = unspecified time

1 = in the field [EMT or ambulance]

2 = at arrival to emergency department

3 = at hospital admission

4 = 24 hours or more after hospital admission

7th R40.221 Coma scale, best verbal response, none HCC MCC PDxIn CC/MCC Exc

AHA: Q4 2023, Q4 2017

Coma scale verbal score of 1

7th R40.222 Coma scale, best verbal response, incomprehensible words HCC MCC PDxIn CC/MCC Exc

AHA: Q4 2023, Q4 2017

Coma scale verbal score of 2

Incomprehensible sounds (2-5 years of age)

Moans/grunts to pain; restless (<2 years old)

7th R40.223 Coma scale, best verbal response, inappropriate words PDxIn

AHA: Q4 2023, Q4 2017

Coma scale verbal score of 3

Inappropriate crying or screaming (< 2 years of age)

Screaming (2-5 years of age)

7th R40.224 Coma scale, best verbal response, confused conversation PDxIn

AHA: Q4 2023, Q4 2017

Coma scale verbal score of 4

Inappropriate words (2-5 years of age)

Irritable cries (< 2 years of age)

7th R40.225 Coma scale, best verbal response, oriented PDxIn

AHA: Q4 2023, Q4 2017

Coma scale verbal score of 5

Cooing or babbling or crying appropriately (< 2 years of age)

Uses appropriate words (2- 5 years of age)

6th R40.23 Coma scale, best motor response

The following appropriate 7th character is to be added to subcategory R40.23-:

0 = unspecified time

1 = in the field [EMT or ambulance]

2 = at arrival to emergency department

3 = at hospital admission

4 = 24 hours or more after hospital admission

7th R40.231 Coma scale, best motor response, none HCC MCC PDxIn CC/MCC Exc

AHA: Q4 2023, Q4 2017

Coma scale motor score of 1

7th R40.232 Coma scale, best motor response, extension HCC MCC PDxIn CC/MCC Exc

AHA: Q4 2023, Q4 2017

Abnormal extensor posturing to pain or noxious stimuli (< 2 years of age)

Coma scale motor score of 2

Extensor posturing to pain or noxious stimuli (2-5 years of age)

7th R40.233 Coma scale, best motor response, abnormal flexion PDxIn

AHA: Q4 2023, Q4 2017

Abnormal flexure posturing to pain or noxious stimuli (2-5 years of age)

Coma scale motor score of 3

Flexion/decorticate posturing (< 2 years of age)

7th R40.234 **Coma scale, best motor response, flexion withdrawal** MCC PDxIn CC/MCC Exc

AHA: Q4 2023, Q4 2017

Coma scale motor score of 4

Withdraws from pain or noxious stimuli (2-5 years of age)

7th R40.235 **Coma scale, best motor response, localizes pain** PDxIn

AHA: Q4 2023, Q4 2017

Coma scale motor score of 5

Localizes pain (2-5 years of age)

Withdraws to touch (< 2 years of age)

7th R40.236 **Coma scale, best motor response, obeys commands** PDxIn

AHA: Q4 2023, Q4 2017

Coma scale motor score of 6

Normal or spontaneous movement (< 2 years of age)

Obeys commands (2-5 years of age)

6th R40.24 **Glasgow coma scale, total score**

NOTES Assign a code from subcategory R40.24, when only the total coma score is documented

The following appropriate 7th character is to be added to subcategory R40.24-:

0 = unspecified time

1 = in the field [EMT or ambulance]

2 = at arrival to emergency department

3 = at hospital admission

4 = 24 hours or more after hospital admission

7th R40.241 **Glasgow coma scale score 13-15** PDxIn

AHA: Q4 2023

7th R40.242 **Glasgow coma scale score 9-12** PDxIn

AHA: Q4 2023

7th R40.243 **Glasgow coma scale score 3-8** HCC PDxIn

AHA: Q4 2023

7th R40.244 Other coma, without documented Glasgow coma scale score, or with partial score reported HCC PDxIn

AHA: Q4 2023, Q3 2020

R40.2A Nontraumatic coma due to underlying condition HCC MCC PDxIn CC/MCC Exc

Secondary coma

Code first underlying condition

EXCLUDES1 *coma scale, best motor response (R40.24.-)

*coma scale, best verbal response (R40.22.-)

*coma scale, eyes open (R40.21.-)

*Glasgow coma scale, total score (R40.23.-)

R40.3 Persistent vegetative state CC HCC CC/MCC Exc

R40.4 Transient alteration of awareness CC/MCC Exc

AHA: Q2 2020

4th R41 **Other symptoms and signs involving cognitive functions and awareness**

EXCLUDES1 *dissociative [conversion] disorders (F44.-)*

mild cognitive impairment of uncertain or unknown etiology (G31.84)

R41.0 **Disorientation, unspecified** CC/MCC Exc

AHA: Q2 2022, Q2 2019, Q4 2016

Confusion NOS

Delirium NOS

EXCLUDES1 *delirium due to known physiological condition (F05)*

R41.1 **Anterograde amnesia** CC/MCC Exc

R41.2 **Retrograde amnesia** CC/MCC Exc

R41.3 **Other amnesia** CC/MCC Exc

Amnesia NOS

Memory loss NOS

EXCLUDES1 *amnestic disorder due to known physiologic condition (F04)*

amnestic syndrome due to psychoactive substance use (F10-F19 with 5th character .6)

mild memory disturbance due to known physiological condition (F06.8)

transient global amnesia (G45.4)

R41.4 **Neurologic neglect syndrome** CC CC/MCC Exc

Asomatognosia

Hemi-akinesia

Hemi-inattention

Hemispatial neglect

Left-sided neglect

Sensory neglect

Visuospatial neglect

EXCLUDES1 *visuospatial deficit (R41.842)*

5th R41.8 **Other symptoms and signs involving cognitive functions and awareness**

R41.81 **Age-related cognitive decline** A

Senility NOS

R41.82 **Altered mental status, unspecified** CC/MCC Exc

Change in mental status NOS

EXCLUDES1 *altered level of consciousness (R40.-)*

altered mental status due to known condition - code to condition

delirium NOS (R41.0)

R41.83 **Borderline intellectual functioning** PDxIn

IQ level 71 to 84

EXCLUDES1 *intellectual disabilities (F70-F79)*

6th R41.84 **Other specified cognitive deficit**

Code first the underlying condition, if known, such as:

schizophrenia (F20.-)

EXCLUDES1 *cognitive deficits as sequelae of cerebrovascular disease (I69.01-, I69.11-, I69.21-, I69.31-, I69.81-, I69.91-)*

R41.840 **Attention and concentration deficit**

EXCLUDES1 *attention-deficit hyperactivity disorders (F90.-)*

R41.841 **Cognitive communication deficit**

R41.842 **Visuospatial deficit**

R41.843 **Psychomotor deficit**

R41.844 **Frontal lobe and executive function deficit**

R41.85 **Anosognosia**

R41.89 **Other symptoms and signs involving cognitive functions and awareness**

R41.9 **Unspecified symptoms and signs involving cognitive functions and awareness** CC/MCC Exc

Unspecified neurocognitive disorder

R42 **Dizziness and giddiness** CC/MCC Exc

AHA: Q4 2015

Light-headedness

Vertigo NOS

EXCLUDES1 *vertiginous syndromes (H81.-)*

vertigo from infrasound (T75.23)

4th R43 **Disturbances of smell and taste**

R43.0 **Anosmia**

R43.1 **Parosmia**

R43.2 **Parageusia**

R43.8 **Other disturbances of smell and taste**

Mixed disturbance of smell and taste

R43.9 **Unspecified disturbances of smell and taste**

4th R44 **Other symptoms and signs involving general sensations and perceptions**

EXCLUDES1 *alcoholic hallucinations (F10.151, F10.251, F10.951)*

hallucinations in drug psychosis (F11-F19 with fifth to sixth characters 51)

hallucinations in mood disorders with psychotic symptoms (F30.2, F31.5, F32.3, F33.3)

hallucinations in schizophrenia, schizotypal and delusional disorders (F20-F29)

EXCLUDES2 *disturbances of skin sensation (R20.-)*

R44.0 **Auditory hallucinations** CC CC/MCC Exc

R44.1 **Visual hallucinations** CC/MCC Exc

R44.2 **Other hallucinations** CC CC/MCC Exc

R44.3 **Hallucinations, unspecified** CC CC/MCC Exc

AHA: Q2 2022

R44.8 **Other symptoms and signs involving general sensations and perceptions** CC/MCC Exc

R44.9 **Unspecified symptoms and signs involving general sensations and perceptions** CC/MCC Exc

4th R45 Symptoms and signs involving emotional state

- R45.0 Nervousness
  - Nervous tension
- R45.1 Restlessness and agitation CC/MCC Exc
- R45.2 Unhappiness CC/MCC Exc
- R45.3 Demoralization and apathy
  - EXCLUDES1 *anhedonia (R45.84)*
- R45.4 Irritability and anger
- R45.5 Hostility CC/MCC Exc
- R45.6 Violent behavior CC/MCC Exc
- R45.7 State of emotional shock and stress, unspecified CC/MCC Exc
- 5th R45.8 Other symptoms and signs involving emotional state
  - R45.81 Low self-esteem CC/MCC Exc
  - R45.82 Worries CC/MCC Exc
  - R45.83 Excessive crying of child, adolescent or adult CC/MCC Exc
    - EXCLUDES1 *excessive crying of infant (baby) R68.11*
  - R45.84 Anhedonia CC/MCC Exc
  - 6th R45.85 Homicidal and suicidal ideations
    - EXCLUDES1 *suicide attempt (T14.91)*
    - R45.850 Homicidal ideations PDxIn
    - R45.851 Suicidal ideations CC CC/MCC Exc
      - AHA: Q1 2022
  - R45.86 Emotional lability CC/MCC Exc
  - R45.87 Impulsiveness CC/MCC Exc
  - R45.88 Nonsuicidal self-harm HCC RxHCC
    - Nonsuicidal self-injury
    - Nonsuicidal self-mutilation
    - Self-inflicted injury without suicidal intent
    - Code also injury, if known
  - R45.89 Other symptoms and signs involving emotional state
    - Flat affect
    - Loneliness

4th R46 Symptoms and signs involving appearance and behavior

EXCLUDES1 *appearance and behavior in schizophrenia, schizotypal and delusional disorders (F20-F29)*

mental and behavioral disorders (F01-F99)

R46.0 Very low level of personal hygiene CC/MCC Exc

R46.1 Bizarre personal appearance CC/MCC Exc

R46.2 Strange and inexplicable behavior CC/MCC Exc

R46.3 Overactivity CC/MCC Exc

R46.4 Slowness and poor responsiveness CC/MCC Exc

EXCLUDES1 *stupor (R40.1)*

R46.5 Suspiciousness and marked evasiveness CC/MCC Exc

R46.6 Undue concern and preoccupation with stressful events CC/MCC Exc

R46.7 Verbosity and circumstantial detail obscuring reason for contact CC/MCC Exc

5th R46.8 Other symptoms and signs involving appearance and behavior

R46.81 Obsessive-compulsive behavior PDxIn

EXCLUDES1 *obsessive-compulsive disorder (F42.-)*

R46.89 Other symptoms and signs involving appearance and behavior PDxIn

Symptoms and signs involving speech and voice (R47-R49)

4th R47 Speech disturbances, not elsewhere classified

EXCLUDES1 *autism (F84.0)*
cluttering (F80.81)
specific developmental disorders of speech and language (F80.-)
stuttering (F80.81)

5th R47.0 Dysphasia and aphasia

R47.01 Aphasia CC CC/MCC Exc

AHA: Q3 2022

EXCLUDES1 *aphasia following cerebrovascular disease (I69. with final characters -20)*
progressive isolated aphasia (G31.01)

R47.02 Dysphasia CC/MCC Exc

EXCLUDES1 *dysphasia following cerebrovascular disease (I69. with final characters -21)*

R47.1 Dysarthria and anarthria CC/MCC Exc

AHA: Q3 2022

EXCLUDES1 *dysarthria following cerebrovascular disease (I69. with final characters -22)*

5th R47.8 Other speech disturbances

EXCLUDES1 *dysarthria following cerebrovascular disease (I69. with final characters -28)*

R47.81 Slurred speech CC/MCC Exc

R47.82 Fluency disorder in conditions classified elsewhere

Stuttering in conditions classified elsewhere

Code first underlying disease or condition, such as:
Parkinson's disease (G20.-)

EXCLUDES1 *adult onset fluency disorder (F98.5)*
childhood onset fluency disorder (F80.81)
fluency disorder (stuttering) following cerebrovascular disease (I69. with final characters -23)

R47.89 Other speech disturbances CC/MCC Exc

R47.9 Unspecified speech disturbances CC/MCC Exc

4th R48 **Dyslexia and other symbolic dysfunctions, not elsewhere classified**

EXCLUDES1 *specific developmental disorders of scholastic skills (F81.-)*

R48.0 **Dyslexia and alexia**

R48.1 **Agnosia**

Astereognosia (astereognosis)

Autotopagnosia

EXCLUDES1 *visual object agnosia (R48.3)*

R48.2 **Apraxia**

EXCLUDES1 *apraxia following cerebrovascular disease (I69. with final characters -90)*

R48.3 **Visual agnosia** CC/MCC Exc

Prosopagnosia

Simultanagnosia (asimultagnosia)

R48.8 **Other symbolic dysfunctions**

AHA: Q1 2017

Acalculia

Agraphia

R48.9 **Unspecified symbolic dysfunctions**

4th R49 **Voice and resonance disorders**

EXCLUDES1 *psychogenic voice and resonance disorders (F44.4)*

R49.0 **Dysphonia** CC/MCC Exc

Hoarseness

R49.1 **Aphonia** CC/MCC Exc

Loss of voice

5th R49.2 **Hypernasality and hyponasality**

R49.21 **Hypernasality** CC/MCC Exc

R49.22 **Hyponasality** CC/MCC Exc

R49.8 **Other voice and resonance disorders** CC/MCC Exc

R49.9 **Unspecified voice and resonance disorder** CC/MCC Exc

Change in voice NOS

Resonance disorder NOS

General symptoms and signs (R50-R69)

See Official Guidelines, "Signs and symptoms without definitive diagnosis of COVID-19" I.C.1.g.1.g

4th R50 **Fever of other and unknown origin**

EXCLUDES1 *chills without fever (R68.83)*

febrile convulsions (R56.0-)

fever of unknown origin during labor (O75.2)

fever of unknown origin in newborn (P81.9)

hypothermia due to illness (R68.0)

malignant hyperthermia due to anesthesia (T88.3)

puerperal pyrexia NOS (O86.4)

R50.2 **Drug induced fever**

Use additional code for adverse effect, if applicable, to identify drug (T36-T50 with fifth or sixth character 5)

EXCLUDES1 *postvaccination (postimmunization) fever (R50.83)*

5th R50.8 Other specified fever

R50.81 Fever presenting with conditions classified elsewhere

AHA: Q4 2023, Q3 2020, Q2 2019

Code first underlying condition when associated fever is present, such as with:

leukemia (C91-C95)

neutropenia (D70.-)

sickle-cell disease (D57.-)

R50.82 Postprocedural fever

EXCLUDES1 *postprocedural infection (T81.4-)*

posttransfusion fever (R50.84)

postvaccination (postimmunization) fever (R50.83)

R50.83 Postvaccination fever

Postimmunization fever

R50.84 Febrile nonhemolytic transfusion reaction

FNHTR

Posttransfusion fever

R50.9 Fever, unspecified

AHA: Q1 2021, Q1 2020, Q4 2020

Fever NOS

Fever of unknown origin [FUO]

Fever with chills

Fever with rigors

Hyperpyrexia NOS

Persistent fever

Pyrexia NOS

4th R51 Headache

EXCLUDES2 *atypical face pain (G50.1)*

migraine and other headache syndromes (G43-G44)

trigeminal neuralgia (G50.0)

R51.0 Headache with orthostatic component, not elsewhere classified

AHA: Q4 2020

Headache with positional component, not elsewhere classified

R51.9 Headache, unspecified

AHA: Q4 2020

Facial pain NOS

52 **Pain, unspecified** CC/MCC Exc

Acute pain NOS

Generalized pain NOS

Pain NOS

EXCLUDES1 *acute and chronic pain, not elsewhere classified (G89.-)*

localized pain, unspecified type - code to pain by site, such as:

abdomen pain (R10.-)

back pain (M54.9)

breast pain (N64.4)

chest pain (R07.1-R07.9)

ear pain (H92.0-)

eye pain (H57.1)

headache (R51.9)

joint pain (M25.5-)

limb pain (M79.6-)

lumbar region pain (M54.5-)

pelvic and perineal pain ▶(R10.2-)◀

shoulder pain (M25.51-)

spine pain (M54.-)

throat pain (R07.0)

tongue pain (K14.6)

tooth pain (K08.8)

renal colic (N23)

pain disorders exclusively related to psychological factors (F45.41)

4th R53 **Malaise and fatigue**

R53.0 **Neoplastic (malignant) related fatigue**

Code first associated neoplasm

R53.1 **Weakness**

AHA: Q4 2021

Asthenia NOS

EXCLUDES1 *age-related weakness (R54)*

muscle weakness (generalized) (M62.81)

sarcopenia (M62.84)

senile asthenia (R54)

R53.2 **Functional quadriplegia** HCC MCC CC/MCC Exc

AHA: Q4 2022, Q2 2016

Complete immobility due to severe physical disability or frailty

EXCLUDES1 *frailty NOS (R54)*

hysterical paralysis (F44.4)

immobility syndrome (M62.3)

neurologic quadriplegia (G82.5-)

quadriplegia (G82.50)

5th R53.8 Other malaise and fatigue

EXCLUDES1 *combat exhaustion and fatigue (F43.0)*

congenital debility (P96.9)

exhaustion and fatigue due to excessive exertion (T73.3)

exhaustion and fatigue due to exposure (T73.2)

exhaustion and fatigue due to heat (T67.-)

exhaustion and fatigue due to pregnancy (O26.8-)

exhaustion and fatigue due to recurrent depressive episode ►(F33-)◄

exhaustion and fatigue due to senile debility (R54)

R53.81 Other malaise

AHA: Q1 2021

Chronic debility

Debility NOS

General physical deterioration

Malaise NOS

Nervous debility

EXCLUDES1 *age-related physical debility (R54)*

R53.82 Chronic fatigue, unspecified

EXCLUDES1 *chronic fatigue syndrome (G93.32)*

myalgic encephalomyelitis (G93.32)

other post infection and related fatigue syndromes (G93.39)

postviral fatigue syndrome (G93.31)

R53.83 Other fatigue

Fatigue NOS

Lack of energy

Lethargy

Tiredness

EXCLUDES2 *exhaustion and fatigue due to depressive episode (F32.-)*

R54 Age-related physical debility A

Frailty

Old age

Senescence

Senile asthenia

Senile debility

EXCLUDES1 *age-related cognitive decline (R41.81)*

sarcopenia (M62.84)

senile psychosis (F03.-)

senility NOS (R41.81)

R55 **Syncope and collapse** CC/MCC Exc

Blackout

Fainting

Vasovagal attack

EXCLUDES1 *cardiogenic shock (R57.0)*

carotid sinus syncope (G90.01)

heat syncope (T67.1)

neurocirculatory asthenia (F45.8)

neurogenic orthostatic hypotension (G90.3)

orthostatic hypotension (I95.1)

postprocedural shock (T81.1-)

psychogenic syncope (F48.8)

shock NOS (R57.9)

shock complicating or following abortion or ectopic or molar pregnancy (O00-O07, O08.3)

shock complicating or following labor and delivery (O75.1)

Stokes-Adams attack (I45.9)

unconsciousness NOS (R40.2-)

4th R56 **Convulsions, not elsewhere classified**

EXCLUDES1 *dissociative convulsions and seizures (F44.5)*

epileptic convulsions and seizures (G40.-)

newborn convulsions and seizures (P90)

5th R56.0 **Febrile convulsions**

R56.00 **Simple febrile convulsions** CC HCC CC/MCC Exc

Febrile convulsion NOS

Febrile seizure NOS

R56.01 **Complex febrile convulsions** CC HCC CC/MCC Exc

Atypical febrile seizure

Complex febrile seizure

Complicated febrile seizure

EXCLUDES1 *status epilepticus (G40.901)*

R56.1 **Post traumatic seizures** CC HCC CC/MCC Exc

EXCLUDES1 *post traumatic epilepsy (G40.-)*

R56.9 **Unspecified convulsions** HCC CC/MCC Exc

AHA: Q4 2022, Q1 2021, Q4 2019

Convulsion disorder

Fit NOS

Recurrent convulsions

Seizure(s) (convulsive) NOS

4th R57 **Shock, not elsewhere classified**

EXCLUDES1 *anaphylactic shock NOS (T78.2)*

anaphylactic reaction or shock due to adverse food reaction (T78.0-)

anaphylactic shock due to adverse effect of correct drug or medicament properly administered (T88.6)

anaphylactic shock due to serum (T80.5-)

electric shock (T75.4)

obstetric shock (O75.1)

postprocedural shock (T81.1-)

psychic shock (F43.0)

shock complicating or following ectopic or molar pregnancy (O00-O07, O08.3)

shock due to anesthesia (T88.2)

shock due to lightning (T75.01)

traumatic shock (T79.4)

toxic shock syndrome (A48.3)

R57.0 **Cardiogenic shock** HCC MCC CC/MCC Exc

AHA: Q3 2020

EXCLUDES2 *septic shock (R65.21)*

R57.1 **Hypovolemic shock** HCC MCC CC/MCC Exc

AHA: Q2 2019

R57.8 **Other shock** HCC MCC CC/MCC Exc

R57.9 **Shock, unspecified** CC HCC CC/MCC Exc

Failure of peripheral circulation NOS

Hemorrhage NOS

EXCLUDES1 *hemorrhage included with underlying conditions, such as:*

acute duodenal ulcer with hemorrhage (K26.0)

acute gastritis with bleeding (K29.01)

ulcerative enterocolitis with rectal bleeding (K51.01)

4th R59 **Enlarged lymph nodes**

INCLUDES *swollen glands*

EXCLUDES1 *lymphadenitis NOS (I88.9)*

acute lymphadenitis (L04.-)

chronic lymphadenitis (I88.1)

mesenteric (acute) (chronic) lymphadenitis (I88.0)

R59.0 **Localized enlarged lymph nodes**

R59.1 **Generalized enlarged lymph nodes**

Lymphadenopathy NOS

R59.9 **Enlarged lymph nodes, unspecified**

4th R60 **Edema, not elsewhere classified**

EXCLUDES1 *angioneurotic edema (T78.3)*
ascites (R18.-)
cerebral edema (G93.6)
cerebral edema due to birth injury (P11.0)
edema of larynx (J38.4)
edema of nasopharynx (J39.2)
edema of pharynx (J39.2)
gestational edema (O12.0-)
hereditary edema (Q82.0)
hydrops fetalis NOS (P83.2)
hydrothorax (J94.8)
newborn edema (P83.3)
pulmonary edema (J81.-)

R60.0 **Localized edema**

R60.1 **Generalized edema**

EXCLUDES2 *nutritional edema (E40-E46)*

R60.9 **Edema, unspecified**

Fluid retention NOS

R61 **Generalized hyperhidrosis**

Excessive sweating
Night sweats
Secondary hyperhidrosis

Code first, if applicable, menopausal and female climacteric states (N95.1)

EXCLUDES1 *focal (primary) (secondary) hyperhidrosis (L74.5-)*
Frey's syndrome (L74.52)
localized (primary) (secondary) hyperhidrosis (L74.5-)

4th R62 **Lack of expected normal physiological development in childhood and adults**

EXCLUDES1 *delayed puberty (E30.0)*
gonadal dysgenesis (Q99.1)
hypopituitarism (E23.0)

R62.0 **Delayed milestone in childhood** P

Delayed attainment of expected physiological developmental stage
Late talker
Late walker

5th R62.5 **Other and unspecified lack of expected normal physiological development in childhood**

EXCLUDES1 *HIV disease resulting in failure to thrive (B20)*
physical retardation due to malnutrition (E45)

R62.50 **Unspecified lack of expected normal physiological development in childhood**

Infantilism NOS

R62.51 **Failure to thrive (child)** P

AHA: Q4 2018
Failure to gain weight
*Faltering growth

EXCLUDES1 *failure to thrive in child under 28 days old (P92.6)*

R62.52 **Short stature (child)**

Lack of growth
Physical retardation
Short stature NOS

EXCLUDES1 *short stature due to endocrine disorder (E34.3-)*

R62.59 **Other lack of expected normal physiological development in childhood**

R62.7 **Adult failure to thrive** A

4th R63 **Symptoms and signs concerning food and fluid intake**

EXCLUDES1 *bulimia NOS (F50.2-)*

R63.0 **Anorexia**

AHA: Q4 2021
Loss of appetite

EXCLUDES1 *anorexia nervosa (F50.0-)*
loss of appetite of nonorganic origin (F50.89)

R63.1 **Polydipsia**

Excessive thirst

R63.2 **Polyphagia**

Excessive eating
Hyperalimentation NOS

5th R63.3 **Feeding difficulties**

EXCLUDES2 *eating disorders (F50.-)*

feeding problems of newborn (P92.-)

infant feeding disorder of nonorganic origin (F98.2-)

R63.30 **Feeding difficulties, unspecified**

R63.31 **Pediatric feeding disorder, acute** P

Pediatric feeding dysfunction, acute

Code also, if applicable, associated conditions such as:

aspiration pneumonia (J69.0)

dysphagia (R13.1-)

gastro-esophageal reflux disease (K21.-)

malnutrition (E40-E46)

R63.32 **Pediatric feeding disorder, chronic** P

Pediatric feeding dysfunction, chronic

Code also, if applicable, associated conditions such as:

aspiration pneumonia (J69.0)

dysphagia (R13.1-)

gastro-esophageal reflux disease (K21.-)

malnutrition (E40-E46)

R63.39 **Other feeding difficulties**

Feeding problem (elderly) (infant) NOS

Picky eater

R63.4 **Abnormal weight loss**

R63.5 **Abnormal weight gain**

EXCLUDES1 *excessive weight gain in pregnancy (O26.0-)*

obesity (E66.-)

R63.6 **Underweight**

Use additional code to identify body mass index (BMI), if known (Z68.-)

EXCLUDES1 *abnormal weight loss (R63.4)*

anorexia nervosa (F50.0-)

malnutrition (E40-E46)

R63.8 **Other symptoms and signs concerning food and fluid intake**

R64 **Cachexia** CC CC/MCC Exc

AHA: Q3 2017

EXCLUDES1 *abnormal weight loss (R63.4)*

cachexia due to underlying condition (E88.A)

nutritional marasmus (E41)

4th R65 **Symptoms and signs specifically associated with systemic inflammation and infection**

See Official Guidelines, "Sepsis, Severe Sepsis, and Septic Shock" I.C.1.d

5th R65.1 **Systemic inflammatory response syndrome (SIRS) of non-infectious origin**

Code first underlying condition, such as:

heatstroke (T67.0-)

injury and trauma (S00-T88)

EXCLUDES1 *sepsis- code to infection*

severe sepsis (R65.2)

R65.10 **Systemic inflammatory response syndrome (SIRS) of non-infectious origin without acute organ dysfunction** CC HCC PDxIn CC/MCC Exc

See Official Guidelines, "SIRS due to Non-infectious Process" I.C.18.g

AHA: Q2 2019

Systemic inflammatory response syndrome (SIRS) NOS

R65.11 **Systemic inflammatory response syndrome (SIRS) of non-infectious origin with acute organ dysfunction** HCC MCC PDxIn CC/MCC Exc

See Official Guidelines, "SIRS due to Non-infectious Process" I.C.18.g

Use additional code to identify specific acute organ dysfunction, such as:

acute kidney failure (N17.-)

acute respiratory failure (J96.0-)

critical illness myopathy (G72.81)

critical illness polyneuropathy (G62.81)

disseminated intravascular coagulopathy [DIC] (D65)

encephalopathy (metabolic) (septic) (G93.41)

hepatic failure (K72.0-)

5th R65.2 Severe sepsis

See Official Guidelines, "Sepsis, Severe Sepsis, and Septic Shock" I.C.1.d, "Sepsis and septic shock complicating abortion, pregnancy, childbirth and the puerperium" I.C.15.j, "Puerperal sepsis" I.C.15.k, "Bacterial Sepsis of Newborn" I.C.16.f

Infection with associated acute organ dysfunction

Sepsis with acute organ dysfunction

Sepsis with multiple organ dysfunction

Systemic inflammatory response syndrome due to infectious process with acute organ dysfunction

Code first underlying infection, such as:

- infection following a procedure (T81.4-)
- infections following infusion, transfusion and therapeutic injection (T80.2-)
- puerperal sepsis (O85)
- sepsis following complete or unspecified spontaneous abortion (O03.87)
- sepsis following ectopic and molar pregnancy (O08.82)
- sepsis following incomplete spontaneous abortion (O03.37)
- sepsis following (induced) termination of pregnancy (O04.87)
- sepsis NOS (A41.9)

Use additional code to identify specific acute organ dysfunction, such as:

- acute kidney failure (N17.-)
- acute respiratory failure (J96.0-)
- critical illness myopathy (G72.81)
- critical illness polyneuropathy (G62.81)
- disseminated intravascular coagulopathy [DIC] (D65)
- encephalopathy (metabolic) (septic) (G93.41)
- hepatic failure (K72.0-)

R65.20 **Severe sepsis without septic shock** HCC MCC PDxIn CC/MCC Exc

AHA: Q2 2020, Q4 2018, Q3 2016

Severe sepsis NOS

R65.21 **Severe sepsis with septic shock** HCC MCC PDxIn CC/MCC Exc

See Official Guidelines, "Postprocedural Infection and postprocedural septic shock" I.C.1.d.5.c

AHA: Q4 2018

EXCLUDES1 **postprocedural septic shock (T81.12-)*

4th R68 **Other general symptoms and signs**

R68.0 **Hypothermia, not associated with low environmental temperature** CC/MCC Exc

EXCLUDES1 *hypothermia NOS (accidental) (T68)*
hypothermia due to anesthesia (T88.51)
hypothermia due to low environmental temperature (T68)
newborn hypothermia (P80.-)

5th R68.1 **Nonspecific symptoms peculiar to infancy**

EXCLUDES1 *colic, infantile (R10.83)*
neonatal cerebral irritability (P91.3)
teething syndrome (K00.7)

R68.11 **Excessive crying of infant (baby)** P CC/MCC Exc

EXCLUDES1 *excessive crying of child, adolescent, or adult (R45.83)*

R68.12 **Fussy infant (baby)** P CC/MCC Exc

Irritable infant

R68.13 **Apparent life threatening event in infant (ALTE)** P CC/MCC Exc

Apparent life threatening event in newborn
Brief resolved unexplained event (BRUE)
Code first confirmed diagnosis, if known
Use additional code(s) for associated signs and symptoms if no confirmed diagnosis established, or if signs and symptoms are not associated routinely with confirmed diagnosis, or provide additional information for cause of ALTE

R68.19 **Other nonspecific symptoms peculiar to infancy** P CC/MCC Exc

R68.2 **Dry mouth, unspecified** CC/MCC Exc

EXCLUDES1 *dry mouth due to dehydration (E86.0)*
dry mouth due to Sjögren syndrome (M35.0-)
EXCLUDES2 *salivary gland hyposecretion (K11.7)*

R68.3 **Clubbing of fingers**

Clubbing of nails
EXCLUDES1 *congenital clubfinger (Q68.1)*

5th R68.8 **Other general symptoms and signs**

R68.81 **Early satiety** CC/MCC Exc

R68.82 **Decreased libido** A CC/MCC Exc

Decreased sexual desire

R68.83 **Chills (without fever)** CC/MCC Exc

Chills NOS

EXCLUDES1 *chills with fever (R50.9)*

R68.84 **Jaw pain**

Mandibular pain

Maxilla pain

EXCLUDES1 *temporomandibular joint arthralgia (M26.62-)*

R68.89 **Other general symptoms and signs** CC/MCC Exc

R69 **Illness, unspecified** CC/MCC Exc

Unknown and unspecified ▶causes◀ of morbidity

Abnormal findings on examination of blood, without diagnosis (R70-R79)

EXCLUDES2 *abnormal findings on antenatal screening of mother (O28.-)*
abnormalities of lipids (E78.-)
abnormalities of platelets and thrombocytes (D69.-)
abnormalities of white blood cells classified elsewhere (D70-D72)
coagulation hemorrhagic disorders (D65-D68)
diagnostic abnormal findings classified elsewhere - see Alphabetical Index
hemorrhagic and hematological disorders of newborn (P50-P61)

4th **R70 Elevated erythrocyte sedimentation rate and abnormality of plasma viscosity**

R70.0 Elevated erythrocyte sedimentation rate

R70.1 Abnormal plasma viscosity CC/MCC Exc

4th **R70 Elevated erythrocyte sedimentation rate and abnormality of plasma viscosity**

R70.0 Elevated erythrocyte sedimentation rate

R70.1 Abnormal plasma viscosity CC/MCC Exc

4th **R71 Abnormality of red blood cells**

EXCLUDES1 *anemias (D50-D64)*
anemia of premature infant (P61.2)
benign (familial) polycythemia (D75.0)
congenital anemias (P61.2-P61.4)
newborn anemia due to isoimmunization (P55.-)
polycythemia neonatorum (P61.1)
polycythemia NOS (D75.1)
polycythemia vera (D45)
secondary polycythemia (D75.1)

R71.0 Precipitous drop in hematocrit CC CC/MCC Exc
Drop (precipitous) in hemoglobin
Drop in hematocrit

R71.8 Other abnormality of red blood cells
Abnormal red-cell morphology NOS
Abnormal red-cell volume NOS
Anisocytosis
Poikilocytosis

4th R73 **Elevated blood glucose level**

EXCLUDES1 *diabetes mellitus (E08-E13)*

diabetes mellitus in pregnancy, childbirth and the puerperium (O24.-)

neonatal disorders (P70.0-P70.2)

postsurgical hypoinsulinemia (E89.1)

5th R73.0 **Abnormal glucose**

EXCLUDES1 *abnormal glucose in pregnancy (O99.81-)*

diabetes mellitus (E08-E13)

dysmetabolic syndrome X (E88.81-)

gestational diabetes (O24.4-)

glycosuria (R81)

hypoglycemia (E16.2)

type 1 diabetes mellitus, presymptomatic (E10.A-)

R73.01 **Impaired fasting glucose**

Elevated fasting glucose

R73.02 **Impaired glucose tolerance (oral)**

Elevated glucose tolerance

R73.03 **Prediabetes**

AHA: Q3 2024, Q4 2016

Latent diabetes

R73.09 **Other abnormal glucose**

AHA: Q4 2016

Abnormal glucose NOS

Abnormal non-fasting glucose tolerance

R73.9 **Hyperglycemia, unspecified**

4th R74 **Abnormal serum enzyme levels**

5th R74.0 **Nonspecific elevation of levels of transaminase and lactic acid dehydrogenase [LDH]**

R74.01 **Elevation of levels of liver transaminase levels**

AHA: Q4 2020

Elevation of levels of alanine transaminase (ALT)

Elevation of levels of aspartate transaminase (AST)

R74.02 **Elevation of levels of lactic acid dehydrogenase [LDH]**

AHA: Q4 2020

R74.8 **Abnormal levels of other serum enzymes**

AHA: Q2 2019

Abnormal level of acid phosphatase

Abnormal level of alkaline phosphatase

Abnormal level of amylase

Abnormal level of lipase [triacylglycerol lipase]

R74.9 **Abnormal serum enzyme level, unspecified**

R75 **Inconclusive laboratory evidence of human immunodeficiency virus [HIV]**

See Official Guidelines, "Inconclusive HIV serology" I.C.1.a.2.f, "Previously diagnosed HIV-related illness" I.C.1.a.2.g

Nonconclusive HIV-test finding in infants

EXCLUDES1 *asymptomatic human immunodeficiency virus [HIV] infection status (Z21)*

human immunodeficiency virus [HIV] disease (B20)

4th R76 Other abnormal immunological findings in serum

R76.0 Raised antibody titer

AHA: Q1 2021

EXCLUDES1 *isoimmunization in pregnancy (O36.0-O36.1)*

isoimmunization affecting newborn (P55.-)

5th R76.1 Nonspecific reaction to test for tuberculosis

R76.11 Nonspecific reaction to tuberculin skin test without active tuberculosis

Abnormal result of Mantoux test

PPD positive

Tuberculin (skin test) positive

Tuberculin (skin test) reactor

EXCLUDES1 *nonspecific reaction to cell mediated immunity measurement of gamma interferon antigen response without active tuberculosis (R76.12)*

R76.12 Nonspecific reaction to cell mediated immunity measurement of gamma interferon antigen response without active tuberculosis

Nonspecific reaction to QuantiFERON-TB test (QFT) without active tuberculosis

EXCLUDES1 *nonspecific reaction to tuberculin skin test without active tuberculosis (R76.11)*

positive tuberculin skin test (R76.11)

5th R76.8 Other specified abnormal immunological findings in serum

● R76.81 Abnormal rheumatoid factor and anti-citrullinated protein antibody without rheumatoid arthritis

*Abnormal anti-CCP

*Abnormal anti-cyclic citrullinated protein antibody and rheumatoid factor

EXCLUDES1 **rheumatoid arthritis with rheumatoid factor (M05.-)*

● R76.89 Other specified abnormal immunological findings in serum

*Raised level of immunoglobulins NOS

R76.9 Abnormal immunological finding in serum, unspecified

4th R77 Other abnormalities of plasma proteins

EXCLUDES1 *disorders of plasma-protein metabolism (E88.0-)*

R77.0 Abnormality of albumin CC/MCC Exc

R77.1 Abnormality of globulin CC/MCC Exc

Hyperglobulinemia NOS

R77.2 Abnormality of alphafetoprotein CC/MCC Exc

R77.8 Other specified abnormalities of plasma proteins CC/MCC Exc

AHA: Q2 2019

R77.9 Abnormality of plasma protein, unspecified CC/MCC Exc

AHA: Q2 2019

4th R78 Findings of drugs and other substances, not normally found in blood

Use additional code to identify the any retained foreign body, if applicable (Z18.-)

EXCLUDES2 *mental or behavioral disorders due to psychoactive substance use (F10-F19)*

R78.0 Finding of alcohol in blood CC/MCC Exc

Use additional external cause code (Y90.-), for detail regarding alcohol level.

R78.1 Finding of opiate drug in blood CC/MCC Exc

R78.2 Finding of cocaine in blood CC/MCC Exc

R78.3 Finding of hallucinogen in blood CC/MCC Exc

R78.4 Finding of other drugs of addictive potential in blood CC/MCC Exc

R78.5 Finding of other psychotropic drug in blood CC/MCC Exc

R78.6 Finding of steroid agent in blood CC/MCC Exc

5th R78.7 Finding of abnormal level of heavy metals in blood

R78.71 Abnormal lead level in blood

EXCLUDES1 *lead poisoning (T56.0-)*

R78.79 Finding of abnormal level of heavy metals in blood

5th R78.8 Finding of other specified substances, not normally found in blood

R78.81 Bacteremia CC CC/MCC Exc

AHA: Q1 2025

EXCLUDES1 *sepsis-code to specified infection*

R78.89 Finding of other specified substances, not normally found in blood

Finding of abnormal level of lithium in blood

R78.9 Finding of unspecified substance, not normally found in blood CC/MCC Exc

4th R79 Other abnormal findings of blood chemistry

Use additional code to identify any retained foreign body, if applicable (Z18.-)

EXCLUDES1 *asymptomatic hyperuricemia (E79.0)*

hyperglycemia NOS (R73.9)

hypoglycemia NOS (E16.2)

neonatal hypoglycemia (P70.3-P70.4)

specific findings indicating disorder of amino-acid metabolism (E70-E72)

specific findings indicating disorder of carbohydrate metabolism (E73-E74)

specific findings indicating disorder of lipid metabolism (E75.-)

R79.0 Abnormal level of blood mineral

Abnormal blood level of cobalt

Abnormal blood level of copper

Abnormal blood level of iron

Abnormal blood level of magnesium

Abnormal blood level of mineral NEC

Abnormal blood level of zinc

EXCLUDES1 *abnormal level of lithium (R78.89)*

disorders of mineral metabolism (E83.-)

neonatal hypomagnesemia (P71.2)

nutritional mineral deficiency (E58-E61)

R79.1 Abnormal coagulation profile CC/MCC Exc

Abnormal or prolonged bleeding time

Abnormal or prolonged coagulation time

Abnormal or prolonged partial thromboplastin time [PTT]

Abnormal or prolonged prothrombin time [PT]

Low von Willebrand factor

EXCLUDES1 *coagulation defects (D68.-)*

EXCLUDES2 *abnormality of fluid, electrolyte or acid-base balance (E86-E87)*

5th R79.8 Other specified abnormal findings of blood chemistry

R79.81 Abnormal blood-gas level CC/MCC Exc

R79.82 Elevated C-reactive protein (CRP) CC/MCC Exc

R79.83 Abnormal findings of blood amino-acid level

AHA: Q4 2021

Homocysteinemia

EXCLUDES1 *disorders of amino-acid metabolism (E70-E72)*

R79.89 Other specified abnormal findings of blood chemistry CC/MCC Exc

AHA: Q2 2019

R79.9 Abnormal finding of blood chemistry, unspecified

Abnormal findings on examination of urine, without diagnosis (R80-R82)

EXCLUDES1 *abnormal findings on antenatal screening of mother (O28.-)*
diagnostic abnormal findings classified elsewhere - see Alphabetical Index
specific findings indicating disorder of amino-acid metabolism (E70-E72)
specific findings indicating disorder of carbohydrate metabolism (E73-E74)

4th R80 **Proteinuria**

EXCLUDES1 *gestational proteinuria (O12.1-)*

R80.0 **Isolated proteinuria**

Idiopathic proteinuria

EXCLUDES1 *isolated proteinuria with specific morphological lesion (N06.-)*

R80.1 **Persistent proteinuria, unspecified**

R80.2 **Orthostatic proteinuria, unspecified**

Postural proteinuria

R80.3 **Bence Jones proteinuria**

R80.8 **Other proteinuria**

R80.9 **Proteinuria, unspecified**

Albuminuria NOS

R81 **Glycosuria**

EXCLUDES1 *renal glycosuria (E74.818)*

R82 Other and unspecified abnormal findings in urine

INCLUDES *chromoabnormalities in urine*

Use additional code to identify any retained foreign body, if applicable (Z18.-)

EXCLUDES2 *hematuria (R31.-)*

R82.0 Chyluria CC CC/MCC Exc

EXCLUDES1 *filarial chyluria (B74.-)*

R82.1 Myoglobinuria CC CC/MCC Exc

R82.2 Biliuria

R82.3 Hemoglobinuria CC/MCC Exc

EXCLUDES1 *hemoglobinuria due to hemolysis from external causes NEC (D59.6)*

hemoglobinuria due to paroxysmal nocturnal [Marchiafava-Micheli] (D59.5)

R82.4 Acetonuria

Ketonuria

R82.5 Elevated urine levels of drugs, medicaments and biological substances CC/MCC Exc

Elevated urine levels of catecholamines

Elevated urine levels of indoleacetic acid

Elevated urine levels of 17-ketosteroids

Elevated urine levels of steroids

R82.6 Abnormal urine levels of substances chiefly nonmedicinal as to source CC/MCC Exc

Abnormal urine level of heavy metals

5th R82.7 **Abnormal findings on microbiological examination of urine**

EXCLUDES1 *colonization status (Z22.-)*

R82.71 **Bacteriuria** CC/MCC Exc

AHA: Q4 2016

R82.79 **Other abnormal findings on microbiological examination of urine** CC/MCC Exc

AHA: Q4 2016

Positive culture findings of urine

5th R82.8 **Abnormal findings on cytological and histological examination of urine**

R82.81 **Pyuria** CC/MCC Exc

AHA: Q4 2019

Sterile pyuria

R82.89 **Other abnormal findings on cytological and histological examination of urine** CC/MCC Exc

AHA: Q4 2019

5th R82.9 **Other and unspecified abnormal findings in urine**

R82.90 **Unspecified abnormal findings in urine** CC/MCC Exc

R82.91 **Other chromoabnormalities of urine** CC/MCC Exc

Chromoconversion (dipstick)

Idiopathic dipstick converts positive for blood with no cellular forms in sediment

EXCLUDES1 *hemoglobinuria (R82.3)*

6th R82.99 **Other abnormal findings in urine**

R82.991 **Hypocitraturia** CC/MCC Exc

AHA: Q4 2018

R82.992 **Hyperoxaluria** CC/MCC Exc

AHA: Q4 2018

EXCLUDES1 **primary hyperoxaluria (E72.53-)*

**secondary hyperoxaluria (E72.54-)*

R82.993 **Hyperuricosuria** CC/MCC Exc

AHA: Q4 2018

R82.994 **Hypercalciuria** CC/MCC Exc

AHA: Q4 2018

Idiopathic hypercalciuria

R82.998 **Other abnormal findings in urine** CC/MCC Exc

AHA: Q4 2018

Cells and casts in urine

Crystalluria

Melanuria

Abnormal findings on examination of other body fluids, substances and tissues, without diagnosis (R83-R89)

EXCLUDES1 *abnormal findings on antenatal screening of mother (O28.-)*
diagnostic abnormal findings classified elsewhere - see Alphabetical Index
EXCLUDES2 *abnormal findings on examination of blood, without diagnosis (R70-R79)*
abnormal findings on examination of urine, without diagnosis (R80-R82)
abnormal tumor markers (R97.-)

4th R83 **Abnormal findings in cerebrospinal fluid**

- R83.0 **Abnormal level of enzymes in cerebrospinal fluid**
- R83.1 **Abnormal level of hormones in cerebrospinal fluid**
- R83.2 **Abnormal level of other drugs, medicaments and biological substances in cerebrospinal fluid**
- R83.3 **Abnormal level of substances chiefly nonmedicinal as to source in cerebrospinal fluid**
- R83.4 **Abnormal immunological findings in cerebrospinal fluid**
- R83.5 **Abnormal microbiological findings in cerebrospinal fluid**
  Positive culture findings in cerebrospinal fluid
  EXCLUDES1 *colonization status (Z22.-)*
- R83.6 **Abnormal cytological findings in cerebrospinal fluid**
- R83.8 **Other abnormal findings in cerebrospinal fluid**
  Abnormal chromosomal findings in cerebrospinal fluid
- R83.9 **Unspecified abnormal finding in cerebrospinal fluid**

4th R84 **Abnormal findings in specimens from respiratory organs and thorax**

INCLUDES *abnormal findings in bronchial washings*
abnormal findings in nasal secretions
abnormal findings in pleural fluid
abnormal findings in sputum
abnormal findings in throat scrapings

EXCLUDES1 *blood-stained sputum (R04.2)*

R84.0 **Abnormal level of enzymes in specimens from respiratory organs and thorax**

R84.1 **Abnormal level of hormones in specimens from respiratory organs and thorax**

R84.2 **Abnormal level of other drugs, medicaments and biological substances in specimens from respiratory organs and thorax**

R84.3 **Abnormal level of substances chiefly nonmedicinal as to source in specimens from respiratory organs and thorax**

R84.4 **Abnormal immunological findings in specimens from respiratory organs and thorax**

R84.5 **Abnormal microbiological findings in specimens from respiratory organs and thorax**

Positive culture findings in specimens from respiratory organs and thorax

EXCLUDES1 *colonization status (Z22.-)*

R84.6 **Abnormal cytological findings in specimens from respiratory organs and thorax**

R84.7 **Abnormal histological findings in specimens from respiratory organs and thorax**

R84.8 **Other abnormal findings in specimens from respiratory organs and thorax**

Abnormal chromosomal findings in specimens from respiratory organs and thorax

R84.9 **Unspecified abnormal finding in specimens from respiratory organs and thorax**

4th R85 **Abnormal findings in specimens from digestive organs and abdominal cavity**

INCLUDES *abnormal findings in peritoneal fluid*
abnormal findings in saliva

EXCLUDES1 *cloudy peritoneal dialysis effluent (R88.0)*
fecal abnormalities (R19.5)

R85.0 **Abnormal level of enzymes in specimens from digestive organs and abdominal cavity**

R85.1 **Abnormal level of hormones in specimens from digestive organs and abdominal cavity**

R85.2 **Abnormal level of other drugs, medicaments and biological substances in specimens from digestive organs and abdominal cavity**

R85.3 **Abnormal level of substances chiefly nonmedicinal as to source in specimens from digestive organs and abdominal cavity**

R85.4 **Abnormal immunological findings in specimens from digestive organs and abdominal cavity**

R85.5 **Abnormal microbiological findings in specimens from digestive organs and abdominal cavity**

Positive culture findings in specimens from digestive organs and abdominal cavity

EXCLUDES1 *colonization status (Z22.-)*

5th R85.6 Abnormal cytological findings in specimens from digestive organs and abdominal cavity

6th R85.61 Abnormal cytologic smear of anus

EXCLUDES1 *abnormal cytological findings in specimens from other digestive organs and abdominal cavity (R85.69)*
carcinoma in situ of anus (histologically confirmed) (D01.3)
anal intraepithelial neoplasia I [AIN I] (K62.82)
anal intraepithelial neoplasia II [AIN II] (K62.82)
anal intraepithelial neoplasia III [AIN III] (D01.3)
dysplasia (mild) (moderate) of anus (histologically confirmed) (K62.82)
severe dysplasia of anus (histologically confirmed) (D01.3)

EXCLUDES2 *anal high risk human papillomavirus (HPV) DNA test positive (R85.81)*
anal low risk human papillomavirus (HPV) DNA test positive (R85.82)

R85.610 Atypical squamous cells of undetermined significance on cytologic smear of anus (ASC-US)

R85.611 Atypical squamous cells cannot exclude high grade squamous intraepithelial lesion on cytologic smear of anus (ASC-H)

R85.612 Low grade squamous intraepithelial lesion on cytologic smear of anus (LGSIL)

R85.613 High grade squamous intraepithelial lesion on cytologic smear of anus (HGSIL)

R85.614 Cytologic evidence of malignancy on smear of anus

R85.615 Unsatisfactory cytologic smear of anus

Inadequate sample of cytologic smear of anus

R85.616 Satisfactory anal smear but lacking transformation zone

R85.618 Other abnormal cytological findings on specimens from anus

R85.619 Unspecified abnormal cytological findings in specimens from anus

Abnormal anal cytology NOS
Atypical glandular cells of anus NOS

R85.69 Abnormal cytological findings in specimens from other digestive organs and abdominal cavity

R85.7 Abnormal histological findings in specimens from digestive organs and abdominal cavity

5th R85.8 Other abnormal findings in specimens from digestive organs and abdominal cavity

R85.81 Anal high risk human papillomavirus (HPV) DNA test positive

EXCLUDES1 *anogenital warts due to human papillomavirus (HPV) (A63.0)*
condyloma acuminatum (A63.0)

R85.82 Anal low risk human papillomavirus (HPV) DNA test positive

Use additional code for associated human papillomavirus (B97.7)

R85.89 Other abnormal findings in specimens from digestive organs and abdominal cavity

Abnormal chromosomal findings in specimens from digestive organs and abdominal cavity

R85.9 Unspecified abnormal finding in specimens from digestive organs and abdominal cavity

4th R86 Abnormal findings in specimens from male genital organs

INCLUDES *abnormal findings in prostatic secretions*
abnormal findings in semen, seminal fluid
abnormal spermatozoa

EXCLUDES1 *azoospermia (N46.0-)*
oligospermia (N46.1-)

R86.0 Abnormal level of enzymes in specimens from male genital organs

R86.1 Abnormal level of hormones in specimens from male genital organs

R86.2 Abnormal level of other drugs, medicaments and biological substances in specimens from male genital organs

R86.3 Abnormal level of substances chiefly nonmedicinal as to source in specimens from male genital organs

R86.4 Abnormal immunological findings in specimens from male genital organs

R86.5 Abnormal microbiological findings in specimens from male genital organs

Positive culture findings in specimens from male genital organs

EXCLUDES1 *colonization status (Z22.-)*

R86.6 Abnormal cytological findings in specimens from male genital organs

R86.7 Abnormal histological findings in specimens from male genital organs

R86.8 Other abnormal findings in specimens from male genital organs

Abnormal chromosomal findings in specimens from male genital organs

R86.9 Unspecified abnormal finding in specimens from male genital organs

4th R87 Abnormal findings in specimens from female genital organs

INCLUDES *abnormal findings in secretion and smears from cervix uteri*
abnormal findings in secretion and smears from vagina
abnormal findings in secretion and smears from vulva

R87.0 Abnormal level of enzymes in specimens from female genital organs

R87.1 Abnormal level of hormones in specimens from female genital organs

R87.2 Abnormal level of other drugs, medicaments and biological substances in specimens from female genital organs

R87.3 Abnormal level of substances chiefly nonmedicinal as to source in specimens from female genital organs

R87.4 Abnormal immunological findings in specimens from female genital organs

R87.5 Abnormal microbiological findings in specimens from female genital organs

Positive culture findings in specimens from female genital organs

EXCLUDES1 *colonization status (Z22.-)*

5th R87.6 Abnormal cytological findings in specimens from female genital organs

6th R87.61 Abnormal cytological findings in specimens from cervix uteri

EXCLUDES1 *abnormal cytological findings in specimens from other female genital organs (R87.69)*

abnormal cytological findings in specimens from vagina (R87.62-)

carcinoma in situ of cervix uteri (histologically confirmed) (D06.-)

cervical intraepithelial neoplasia I [CIN I] (N87.0)

cervical intraepithelial neoplasia II [CIN II] (N87.1)

cervical intraepithelial neoplasia III [CIN III] (D06.-)

dysplasia (mild) (moderate) of cervix uteri (histologically confirmed) (N87.-)

severe dysplasia of cervix uteri (histologically confirmed) (D06.-)

EXCLUDES2 *cervical high risk human papillomavirus (HPV) DNA test positive (R87.810)*

cervical low risk human papillomavirus (HPV) DNA test positive (R87.820)

R87.610 Atypical squamous cells of undetermined significance on cytologic smear of cervix (ASC-US)

R87.611 Atypical squamous cells cannot exclude high grade squamous intraepithelial lesion on cytologic smear of cervix (ASC-H)

R87.612 Low grade squamous intraepithelial lesion on cytologic smear of cervix (LGSIL)

R87.613 High grade squamous intraepithelial lesion on cytologic smear of cervix (HGSIL)

R87.614 Cytologic evidence of malignancy on smear of cervix

R87.615 Unsatisfactory cytologic smear of cervix

Inadequate sample of cytologic smear of cervix

R87.616 Satisfactory cervical smear but lacking transformation zone

R87.618 Other abnormal cytological findings on specimens from cervix uteri

R87.619 Unspecified abnormal cytological findings in specimens from cervix uteri

Abnormal cervical cytology NOS

Abnormal Papanicolaou smear of cervix NOS

Abnormal thin preparation smear of cervix NOS

Atypical ▶endocervical◀ cells of cervix NOS

Atypical endometrial cells of cervix NOS

Atypical glandular cells of cervix NOS

6th R87.62 **Abnormal cytological findings in specimens from vagina**

Use additional code to identify acquired absence of uterus and cervix, if applicable (Z90.71-)

EXCLUDES1 *abnormal cytological findings in specimens from cervix uteri (R87.61-)*

abnormal cytological findings in specimens from other female genital organs (R87.69)

carcinoma in situ of vagina (histologically confirmed) (D07.2)

vaginal intraepithelial neoplasia I [VAIN I] (N89.0)

vaginal intraepithelial neoplasia II [VAIN II] (N89.1)

vaginal intraepithelial neoplasia III [VAIN III] (D07.2)

dysplasia (mild) (moderate) of vagina (histologically confirmed) (N89.-)

severe dysplasia of vagina (histologically confirmed) (D07.2)

EXCLUDES2 *vaginal high risk human papillomavirus (HPV) DNA test positive (R87.811)*

vaginal low risk human papillomavirus (HPV) DNA test positive (R87.821)

R87.620 **Atypical squamous cells of undetermined significance on cytologic smear of vagina (ASC-US)**

R87.621 **Atypical squamous cells cannot exclude high grade squamous intraepithelial lesion on cytologic smear of vagina (ASC-H)**

R87.622 **Low grade squamous intraepithelial lesion on cytologic smear of vagina (LGSIL)**

R87.623 **High grade squamous intraepithelial lesion on cytologic smear of vagina (HGSIL)**

R87.624 **Cytologic evidence of malignancy on smear of vagina**

R87.625 **Unsatisfactory cytologic smear of vagina**

Inadequate sample of cytologic smear of vagina

R87.628 **Other abnormal cytological findings on specimens from vagina**

R87.629 **Unspecified abnormal cytological findings in specimens from vagina**

Abnormal Papanicolaou smear of vagina NOS

Abnormal thin preparation smear of vagina NOS

Abnormal vaginal cytology NOS

Atypical endocervical cells of vagina NOS

Atypical endometrial cells of vagina NOS

Atypical glandular cells of vagina NOS

R87.69 **Abnormal cytological findings in specimens from other female genital organs**

Abnormal cytological findings in specimens from female genital organs NOS

EXCLUDES1 *dysplasia of vulva (histologically confirmed) (N90.0-N90.3)*

R87.7 **Abnormal histological findings in specimens from female genital organs**

EXCLUDES1 *carcinoma in situ (histologically confirmed) of female genital organs (D06-D07.3)*

cervical intraepithelial neoplasia I [CIN I] (N87.0)

cervical intraepithelial neoplasia II [CIN II] (N87.1)

cervical intraepithelial neoplasia III [CIN III] (D06.-)

dysplasia (mild) (moderate) of cervix uteri (histologically confirmed) (N87.-)

dysplasia (mild) (moderate) of vagina (histologically confirmed) (N89.-)

vaginal intraepithelial neoplasia I [VAIN I] (N89.0)

vaginal intraepithelial neoplasia II [VAIN II] (N89.1)

vaginal intraepithelial neoplasia III [VAIN III] (D07.2)

severe dysplasia of cervix uteri (histologically confirmed) (D06.-)

severe dysplasia of vagina (histologically confirmed) (D07.2)

5th R87.8 **Other abnormal findings in specimens from female genital organs**

6th R87.81 **High risk human papillomavirus (HPV) DNA test positive from female genital organs**

EXCLUDES1 *anogenital warts due to human papillomavirus (HPV) (A63.0)*

condyloma acuminatum (A63.0)

R87.810 **Cervical high risk human papillomavirus (HPV) DNA test positive**

R87.811 **Vaginal high risk human papillomavirus (HPV) DNA test positive**

6th R87.82 **Low risk human papillomavirus (HPV) DNA test positive from female genital organs**

Use additional code for associated human papillomavirus (B97.7)

R87.820 **Cervical low risk human papillomavirus (HPV) DNA test positive**

R87.821 **Vaginal low risk human papillomavirus (HPV) DNA test positive**

R87.89 **Other abnormal findings in specimens from female genital organs**

Abnormal chromosomal findings in specimens from female genital organs

R87.9 **Unspecified abnormal finding in specimens from female genital organs**

4th R88 Abnormal findings in other body fluids and substances

R88.0 Cloudy (hemodialysis) (peritoneal) dialysis effluent

R88.8 Abnormal findings in other body fluids and substances

4th R89 Abnormal findings in specimens from other organs, systems and tissues

INCLUDES *abnormal findings in nipple discharge*
abnormal findings in synovial fluid
abnormal findings in wound secretions

R89.0 Abnormal level of enzymes in specimens from other organs, systems and tissues

R89.1 Abnormal level of hormones in specimens from other organs, systems and tissues

R89.2 Abnormal level of other drugs, medicaments and biological substances in specimens from other organs, systems and tissues

R89.3 Abnormal level of substances chiefly nonmedicinal as to source in specimens from other organs, systems and tissues

R89.4 Abnormal immunological findings in specimens from other organs, systems and tissues

R89.5 Abnormal microbiological findings in specimens from other organs, systems and tissues

Positive culture findings in specimens from other organs, systems and tissues

EXCLUDES1 *colonization status (Z22.-)*

R89.6 Abnormal cytological findings in specimens from other organs, systems and tissues

R89.7 Abnormal histological findings in specimens from other organs, systems and tissues

AHA: Q2 2025

R89.8 Other abnormal findings in specimens from other organs, systems and tissues

Abnormal chromosomal findings in specimens from other organs, systems and tissues

R89.9 Unspecified abnormal finding in specimens from other organs, systems and tissues

Abnormal findings on diagnostic imaging and in function studies, without diagnosis (R90-R94)

INCLUDES *nonspecific abnormal findings on diagnostic imaging by computerized axial tomography [CAT scan]*
nonspecific abnormal findings on diagnostic imaging by magnetic resonance imaging [MRI][NMR]
nonspecific abnormal findings on diagnostic imaging by positron emission tomography [PET scan]
nonspecific abnormal findings on diagnostic imaging by thermography
nonspecific abnormal findings on diagnostic imaging by ultrasound [echogram]
nonspecific abnormal findings on diagnostic imaging by X-ray examination

EXCLUDES1 *abnormal findings on antenatal screening of mother (O28.-)*
diagnostic abnormal findings classified elsewhere - see Alphabetical Index

4th R90 **Abnormal findings on diagnostic imaging of central nervous system**

R90.0 **Intracranial space-occupying lesion found on diagnostic imaging of central nervous system**

5th R90.8 **Other abnormal findings on diagnostic imaging of central nervous system**

R90.81 **Abnormal echoencephalogram**

R90.82 **White matter disease, unspecified**

R90.89 **Other abnormal findings on diagnostic imaging of central nervous system**

Other cerebrovascular abnormality found on diagnostic imaging of central nervous system

4th R91 **Abnormal findings on diagnostic imaging of lung**

R91.1 **Solitary pulmonary nodule** CC/MCC Exc

Coin lesion lung
Solitary pulmonary nodule, subsegmental branch of the bronchial tree

R91.8 **Other nonspecific abnormal finding of lung field**

Lung mass NOS found on diagnostic imaging of lung
Pulmonary infiltrate NOS
Shadow, lung

4th R92 Abnormal and inconclusive findings on diagnostic imaging of breast

R92.0 Mammographic microcalcification found on diagnostic imaging of breast

EXCLUDES2 *mammographic calcification (calculus) found on diagnostic imaging of breast (R92.1)*

R92.1 Mammographic calcification found on diagnostic imaging of breast

Mammographic calculus found on diagnostic imaging of breast

R92.2 Inconclusive mammogram

AHA: Q4 2023, Q1 2015

Inconclusive mammogram NEC

Inconclusive mammography NEC

5th R92.3 Mammographic density found on imaging of breast

Code also, if applicable, inconclusive mammogram (R92.2)

R92.30 Dense breasts, unspecified

Dense breasts NOS

Low density

6th R92.31 Mammographic fatty tissue density of breast

Breast Imaging Reporting and Data System (BI-RADS): A

Breast Imaging Reporting and Data System (BI-RADS): 1

R92.311 Mammographic fatty tissue density, right breast

R92.312 Mammographic fatty tissue density, left breast

R92.313 Mammographic fatty tissue density, bilateral breasts

6th R92.32 Mammographic fibroglandular density of breast

Breast Imaging Reporting and Data System (BI-RADS): B

Breast Imaging Reporting and Data System (BI-RADS): 2

R92.321 Mammographic fibroglandular density, right breast

R92.322 Mammographic fibroglandular density, left breast

R92.323 Mammographic fibroglandular density, bilateral breasts

6th R92.33 Mammographic heterogeneous density of breast

Breast Imaging Reporting and Data System (BI-RADS): C

Breast Imaging Reporting and Data System (BI-RADS): 3

R92.331 Mammographic heterogeneous density, right breast

R92.332 Mammographic heterogeneous density, left breast

R92.333 Mammographic heterogeneous density, bilateral breasts

6th R92.34 Mammographic extreme density of breast

Breast Imaging Reporting and Data System (BI-RADS): D

Breast Imaging Reporting and Data System (BI-RADS): 4

R92.341 Mammographic extreme density, right breast

R92.342 Mammographic extreme density, left breast

R92.343 Mammographic extreme density, bilateral breasts

R92.8 Other abnormal and inconclusive findings on diagnostic imaging of breast

4th R93 Abnormal findings on diagnostic imaging of other body structures

R93.0 Abnormal findings on diagnostic imaging of skull and head, not elsewhere classified

EXCLUDES1 *intracranial space-occupying lesion found on diagnostic imaging (R90.0)*

R93.1 Abnormal findings on diagnostic imaging of heart and coronary circulation

Abnormal echocardiogram NOS

Abnormal heart shadow

R93.2 Abnormal findings on diagnostic imaging of liver and biliary tract

Nonvisualization of gallbladder

R93.3 Abnormal findings on diagnostic imaging of other parts of digestive tract

5th R93.4 **Abnormal findings on diagnostic imaging of urinary organs**

EXCLUDES2 *hypertrophy of kidney (N28.81)*

R93.41 **Abnormal radiologic findings on diagnostic imaging of renal pelvis, ureter, or bladder**

AHA: Q4 2016

Filling defect of bladder found on diagnostic imaging

Filling defect of renal pelvis found on diagnostic imaging

Filling defect of ureter found on diagnostic imaging

6th R93.42 **Abnormal radiologic findings on diagnostic imaging of kidney**

R93.421 **Abnormal radiologic findings on diagnostic imaging of right kidney**

AHA: Q4 2016

R93.422 **Abnormal radiologic findings on diagnostic imaging of left kidney**

AHA: Q4 2016

R93.429 **Abnormal radiologic findings on diagnostic imaging of unspecified kidney**

AHA: Q4 2016

R93.49 **Abnormal radiologic findings on diagnostic imaging of other urinary organs**

AHA: Q4 2016

R93.5 **Abnormal findings on diagnostic imaging of other abdominal regions, including retroperitoneum**

R93.6 **Abnormal findings on diagnostic imaging of limbs**

AHA: Q1 2020

EXCLUDES2 *abnormal finding in skin and subcutaneous tissue (R93.8-)*

R93.7 **Abnormal findings on diagnostic imaging of other parts of musculoskeletal system**

EXCLUDES2 *abnormal findings on diagnostic imaging of skull (R93.0)*

5th R93.8 Abnormal findings on diagnostic imaging of other specified body structures

6th R93.81 Abnormal radiologic findings on diagnostic imaging of testis

R93.811 Abnormal radiologic findings on diagnostic imaging of right testicle

AHA: Q4 2018

R93.812 Abnormal radiologic findings on diagnostic imaging of left testicle

AHA: Q4 2018

R93.813 Abnormal radiologic findings on diagnostic imaging of testicles, bilateral

AHA: Q4 2018

R93.819 Abnormal radiologic findings on diagnostic imaging of unspecified testicle

AHA: Q4 2018

R93.89 Abnormal findings on diagnostic imaging of other specified body structures

AHA: Q4 2018

Abnormal finding by radioisotope localization of placenta

Abnormal radiological finding in skin and subcutaneous tissue

Mediastinal shift

R93.9 Diagnostic imaging inconclusive due to excess body fat of patient

4th R94 Abnormal results of function studies

INCLUDES *abnormal results of radionuclide [radioisotope] uptake studies*

abnormal results of scintigraphy

5th R94.0 Abnormal results of function studies of central nervous system

R94.01 Abnormal electroencephalogram [EEG]

R94.02 Abnormal brain scan

R94.09 Abnormal results of other function studies of central nervous system

5th R94.1 Abnormal results of function studies of peripheral nervous system and special senses

6th R94.11 Abnormal results of function studies of eye

R94.110 Abnormal electro-oculogram [EOG]

R94.111 Abnormal electroretinogram [ERG]

Abnormal retinal function study

R94.112 Abnormal visually evoked potential [VEP]

R94.113 Abnormal oculomotor study

R94.118 Abnormal results of other function studies of eye

6th R94.12 Abnormal results of function studies of ear and other special senses

R94.120 Abnormal auditory function study

AHA: Q3 2016

R94.121 Abnormal vestibular function study

R94.128 Abnormal results of other function studies of ear and other special senses

6th R94.13 Abnormal results of function studies of peripheral nervous system

R94.130 Abnormal response to nerve stimulation, unspecified

R94.131 Abnormal electromyogram [EMG]

EXCLUDES1 *electromyogram of eye (R94.113)*

R94.138 Abnormal results of other function studies of peripheral nervous system

R94.2 Abnormal results of pulmonary function studies

Reduced ventilatory capacity

Reduced vital capacity

5th R94.3 Abnormal results of cardiovascular function studies

R94.30 Abnormal result of cardiovascular function study, unspecified

R94.31 Abnormal electrocardiogram [ECG] [EKG]

EXCLUDES1 *long QT syndrome (I45.81)*

R94.39 Abnormal result of other cardiovascular function study

AHA: Q1 2023

Abnormal electrophysiological intracardiac studies

Abnormal phonocardiogram

Abnormal vectorcardiogram

R94.4 Abnormal results of kidney function studies

Abnormal renal function test

R94.5 Abnormal results of liver function studies

R94.6 Abnormal results of thyroid function studies

R94.7 Abnormal results of other endocrine function studies

EXCLUDES2 *abnormal glucose (R73.0-)*

R94.8 Abnormal results of function studies of other organs and systems

Abnormal basal metabolic rate [BMR]

Abnormal bladder function test

Abnormal splenic function test

Abnormal tumor markers (R97)

4th R97 **Abnormal tumor markers**

Elevated tumor associated antigens [TAA]

Elevated tumor specific antigens [TSA]

R97.0 **Elevated carcinoembryonic antigen [CEA]**

R97.1 **Elevated cancer antigen 125 [CA 125]**

5th R97.2 **Elevated prostate specific antigen [PSA]**

R97.20 **Elevated prostate specific antigen [PSA]** A ? CC/MCC Exc

AHA: Q4 2016

R97.21 **Rising PSA following treatment for malignant neoplasm of prostate** A ? CC/MCC Exc

AHA: Q2 2023, Q4 2016

R97.8 **Other abnormal tumor markers**

Ill-defined and unknown cause of mortality (R99)

R99 **Ill-defined and unknown cause of mortality**

See Official Guidelines, "Death NOS" I.C.18.h

AHA: Q4 2021, Q4 2020, Q4 2016

Death (unexplained) NOS

Unspecified cause of mortality

Chapter 19: Injury, Poisoning, and Certain Other Consequences of External Causes (S00-T88)

Chapter-Specific Coding Guidelines

I.C.19. Chapter 19: Injury, poisoning, and certain other consequences of external causes (S00-T88)

a. Application of 7th Characters in Chapter 19

Most categories in chapter 19 have a 7th character requirement for each applicable code. Most categories in this chapter have three 7th character values (with the exception of fractures): A, initial encounter, D, subsequent encounter and S, sequela. Categories for traumatic fractures have additional 7th character values. While the patient may be seen by a new or different provider over the course of treatment for an injury, assignment of the 7th character is based on whether the patient is undergoing active treatment and not whether the provider is seeing the patient for the first time.

For complication codes, active treatment refers to treatment for the condition described by the code, even though it may be related to an earlier precipitating problem. For example, code T84.50XA, Infection and inflammatory reaction due to unspecified internal joint prosthesis, initial encounter, is used when active treatment is provided for the infection, even though the condition relates to the prosthetic device, implant or graft that was placed at a previous encounter.

7th character "A", initial encounter is used for each encounter where the patient is receiving active treatment for the condition.

7th character "D" subsequent encounter is used for encounters after the patient has completed active treatment of the condition and is receiving routine care for the condition during the healing or recovery phase.

The aftercare Z codes should not be used for aftercare for conditions such as injuries or poisonings, where 7th characters are provided to identify subsequent care. For example, for aftercare of an injury, assign the acute injury code with the 7th character "D" (subsequent encounter).

7th character "S", sequela, is for use for complications or conditions that arise as a direct result of a condition, such as scar formation after a burn. The scars are sequelae of the burn. When using 7th character "S", it is necessary to use both the injury code that precipitated the sequela and the code for the sequela itself. The "S" is added only to the injury code, not the sequela code. The 7th character "S" identifies the injury responsible for the sequela. The specific type of sequela (e.g. scar) is sequenced first, followed by the injury code.

See Section I.B.10. Sequelae, (Late Effects)

b. Coding of Injuries

When coding injuries, assign separate codes for each injury unless a combination code is provided, in which case the combination code is assigned. Codes from category T07, Unspecified multiple injuries should not be assigned in the inpatient setting unless information for a more specific code is not available. Traumatic injury codes (S00- T14.9) are not to be used for normal, healing surgical wounds or to identify complications of surgical wounds.

The code for the most serious injury, as determined by the provider and the focus of treatment, is sequenced first.

1) **Superficial injuries**

   Superficial injuries such as abrasions or contusions are not coded when associated with more severe injuries of the same site.

2) **Primary injury with damage to nerves/blood vessels**

   When a primary injury results in minor damage to peripheral nerves or blood vessels, the primary injury is sequenced first with additional code(s) for injuries to nerves and spinal cord (such as category S04), and/or injury to blood vessels (such as category S15). When the primary injury is to the blood vessels or nerves, that injury should be sequenced first.

3) **Iatrogenic injuries**

   Injury codes from Chapter 19 should not be assigned for injuries that occur during, or as a result of, a medical intervention. Assign the appropriate complication code(s).

c. Coding of Traumatic Fractures

The principles of multiple coding of injuries should be followed in coding fractures. Fractures of specified sites are coded individually by site in accordance with both the provisions within categories S02, S12, S22, S32, S42, S49, S52, S59, S62, S72, S79, S82, S89, S92 and the level of detail furnished by medical record content.

A fracture not indicated as open or closed should be coded to closed. A fracture not indicated whether displaced or not displaced should be coded to displaced.

More specific guidelines are as follows:

1) Initial vs. subsequent encounter for fractures

Traumatic fractures are coded using the appropriate 7**th** character for initial encounter (A, B, C) for each encounter where the patient is receiving active treatment for the fracture. The appropriate 7**th** character for initial encounter should also be assigned for a patient who delayed seeking treatment for the fracture or nonunion.

Fractures are coded using the appropriate 7**th** character for subsequent care for encounters after the patient has completed active treatment of the fracture and is receiving routine care for the fracture during the healing or recovery phase.

Care for complications of surgical treatment for fracture repairs during the healing or recovery phase should be coded with the appropriate complication codes.

Care of complications of fractures, such as malunion and nonunion, should be reported with the appropriate 7**th** character for subsequent care with nonunion (K, M, N,) or subsequent care with malunion (P, Q, R).

Malunion/nonunion: The appropriate 7**th** character for initial encounter should also be assigned for a patient who delayed seeking treatment for the fracture or nonunion.

The open fracture designations in the assignment of the 7**th** character for fractures of the forearm, femur and lower leg, including ankle are based on the Gustilo open fracture classification. When the Gustilo classification type is not specified for an open fracture, the 7**th** character for open fracture type I or II should be assigned (B, E, H, M, Q).

A code from category M80, not a traumatic fracture code, should be used for any patient with known osteoporosis who suffers a fracture, even if the patient had a minor fall or trauma, if that fall or trauma would not usually break a normal, healthy bone. *See Section I.C.13. Osteoporosis.*

The aftercare Z codes should not be used for aftercare for traumatic fractures. For aftercare of a traumatic fracture, assign the acute fracture code with the appropriate 7**th** character.

2) Multiple fractures sequencing

Multiple fractures are sequenced in accordance with the severity of the fracture.

3) Physeal fractures

For physeal fractures, assign only the code identifying the type of physeal fracture. Do not assign a separate code to identify the specific bone that is fractured.

d. Coding of Burns and Corrosions

The ICD-10-CM makes a distinction between burns and corrosions. The burn codes are for thermal burns, except sunburns, that come from a heat source, such as a fire or hot appliance. The burn codes are also for burns resulting from electricity and radiation. Corrosions are burns due to chemicals. The guidelines are the same for burns and corrosions.

Current burns (T20-T25) are classified by depth, extent and by agent (X code). Burns are classified by depth as first degree (erythema), second degree (blistering), and third degree (full-thickness involvement).

Burns of the eye and internal organs (T26-T28) are classified by site, but not by degree.

1) Sequencing of burn and related condition codes

Sequence first the code that reflects the highest degree of burn when more than one burn is present.

(a) When the reason for the admission or encounter is for treatment of external multiple burns, sequence first the code that reflects the burn of the highest degree.

(b) When a patient has both internal and external burns, the circumstances of admission govern the selection of the principal diagnosis or first-listed diagnosis.

(c) When a patient is admitted for burn injuries and other related conditions such as smoke inhalation and/or respiratory failure, the circumstances of admission govern the selection of the principal or first-listed diagnosis.

2) Burns of the same anatomic site

Classify burns of the same anatomic site and on the same side but of different degrees to the subcategory identifying the highest degree recorded in the diagnosis (e.g., for second and third degree burns of right thigh, assign only code T24.311-).

3) Non-healing burns

Non-healing burns are coded as acute burns.

Necrosis of burned skin should be coded as a non-healed burn.

4) Infected burn

For any documented infected burn site, use an additional code for the infection.

5) Assign separate codes for each burn site

When coding burns, assign separate codes for each burn site. Category T30, Burn and corrosion, body region unspecified is extremely vague and should rarely be used.

Codes for burns of "multiple sites" should only be assigned when the medical record documentation does not specify the individual sites.

6) Burns and corrosions classified according to extent of body surface involved

Assign codes from category T31, Burns classified according to extent of body surface involved, or T32, Corrosions classified according to extent of body surface involved, for acute burns or corrosions when the site of the burn or corrosion is not specified or when there is a need for additional data. It is advisable to use category T31 as additional coding when needed to provide data for evaluating burn mortality, such as that needed by burn units. It is also advisable to use category T31 as an additional code for reporting purposes when there is mention of a third-degree burn involving 20 percent or more of the body surface. Codes from categories T31 and T32 should not be used for sequelae of burns or corrosions.

Categories T31 and T32 are based on the classic "rule of nines" in estimating body surface involved: head and neck are assigned nine percent, each arm nine percent, each leg 18 percent, the anterior trunk 18 percent, posterior trunk 18 percent, and genitali one percent. Providers may change these percentage assignments where necessary to accommodate infants and children who have proportionately larger heads than adults, and patients who have large buttocks, thighs, or abdomen that involve burns.

7) Encounters for treatment of sequela of burns

Encounters for the treatment of the late effects of burns or corrosions (i.e., scars or joint contractures) should be coded with a burn or corrosion code with the 7**th** character "S" for sequela.

8) Sequelae with a late effect code and current burn

When appropriate, both a code for a current burn or corrosion with 7**th** character "A" or "D" and a burn or corrosion code with 7**th** character "S" may be assigned on the same record (when both a current burn and sequelae of an old burn exist). Burns and corrosions do not heal at the same rate and a current healing wound may still exist with sequela of a healed burn or corrosion.

See Section I.B.10. Sequela (Late Effects)

9) Use of an external cause code with burns and corrosions

An external cause code should be used with burns and corrosions to identify the source and intent of the burn, as well as the place where it occurred.

e. Adverse Effects, Poisoning, Underdosing and Toxic Effects

Codes in categories T36-T65 are combination codes that include the substance that was taken as well as the intent. No additional external cause code is required for poisonings, toxic effects, adverse effects and underdosing codes.

1) Do not code directly from the Table of Drugs

Do not code directly from the Table of Drugs and Chemicals. Always refer back to the Tabular List.

2) Use as many codes as necessary to describe

Use as many codes as necessary to describe completely all drugs, medicinal or biological substances.

3) If the same code would describe the causative agent

If the same code would describe the causative agent for more than one adverse reaction, poisoning, toxic effect or underdosing, assign the code only once.

4) If two or more drugs, medicinal or biological substances

If two or more drugs, medicinal or biological substances are taken, code each individually unless a combination code is listed in the Table of Drugs and Chemicals.

If multiple unspecified drugs, medicinal or biological substances were taken, assign the appropriate code from subcategory T50.91, Poisoning by, adverse effect of and underdosing of multiple unspecified drugs, medicaments and biological substances.

5) The occurrence of drug toxicity is classified in ICD-10-CM as follows:

(a) Adverse Effect

When coding an adverse effect of a drug that has been correctly prescribed and properly administered, assign the appropriate code for the nature of the adverse effect followed by the appropriate code for the adverse effect of the drug (T36-T50). The code for the drug should have a 5th or 6th character "5" (for example T36.0X5-) Examples of the nature of an adverse effect are tachycardia, delirium, gastrointestinal hemorrhaging, vomiting, hypokalemia, hepatitis, renal failure, or respiratory failure.

(b) Poisoning

When coding a poisoning or reaction to the improper use of a medication (e.g., overdose, wrong substance given or taken in error, wrong route of administration), first assign the appropriate code from categories T36-T50.

The poisoning codes have an associated intent as their 5th or 6th character (accidental, intentional self-harm, assault and undetermined. If the intent of the poisoning is unknown or unspecified, code the intent as accidental intent. The undetermined intent is only for use if the documentation in the record specifies that the intent cannot be determined. Use additional code(s) for all manifestations of poisonings.

If there is also a diagnosis of abuse or dependence of the substance, the abuse or dependence is assigned as an additional code.

Examples of poisoning include:

(i) Error was made in drug prescription

Errors made in drug prescription or in the administration of the drug by provider, nurse, patient, or other person.

(ii) Overdose of a drug intentionally taken

If an overdose of a drug was intentionally taken or administered and resulted in drug toxicity, it would be coded as a poisoning.

(iii) Nonprescribed drug taken with correctly prescribed and properly administered drug

If a nonprescribed drug or medicinal agent was taken in combination with a correctly prescribed and properly administered drug, any drug toxicity or other reaction resulting from the interaction of the two drugs would be classified as a poisoning.

(iv) Interaction of drug(s) and alcohol

When a reaction results from the interaction of a drug(s) and alcohol, this would be classified as poisoning.

See Section I.C.4. if poisoning is the result of insulin pump malfunctions.

For Sequela (Late Effects) see Section I.B.10.

(c) Underdosing

Underdosing refers to taking less of a medication than is prescribed by a provider or a manufacturer's instruction. Discontinuing the use of a prescribed medication on the patient's own initiative (not directed by the patient's provider) is also classif as an underdosing. For underdosing, assign the code from categories T36-T50 (fifth or sixth character "6"). Documentation of a change in the patient's condition is not required in order to assign an underdosing code. Documentation that the patie taking less of a medication than is prescribed or discontinued the prescribed medication is sufficient for code assignment.

Codes for underdosing should never be assigned as principal or first-listed codes. If a patient has a relapse or exacerbation of the medical condition for which the drug is prescribed because of the reduction in dose, then the medical condition itsel should be coded.

Noncompliance (Z91.12-, Z91.13-, Z91.14- and Z91.A4-) or complication of care (Y63.6-Y63.9) codes are to be used with an underdosing code to indicate intent, if known.

(d) Toxic Effects

When a harmful substance is ingested or comes in contact with a person, this is classified as a toxic effect. The toxic effect codes are in categories T51-T65. When coding a toxic effect, assign the toxic effect code first, followed by codes for all associa manifestations of the toxic effect.

Toxic effect codes have an associated intent: accidental, intentional self-harm, assault and undetermined.

For Sequela (Late Effects) see Section I.B.10. Sequela

g. Complications of care

1) General guidelines for complications of care

(a) Documentation of complications of care

See Section I.B.16. for information on documentation of complications of care.

2) Pain due to medical devices

Pain associated with devices, implants or grafts left in a surgical site (for example painful hip prosthesis) is assigned to the appropriate code(s) found in Chapter 19, Injury, poisoning, and certain other consequences of external causes. Specific codes for pain due to medical devices are found in the T code section of the ICD-10-CM. Use additional code(s) from category G89 to identify acute or chronic pain due to presence of the device, implant or graft (G89.18 or G89.28).

3) Transplant complications

(a) Transplant complications other than kidney

Codes under category T86, Complications of transplanted organs and tissues, are for use for both complications and rejection of transplanted organs. A transplant complication code is only assigned if the complication affects the function of the transplanted organ. Two codes are required to fully describe a transplant complication: the appropriate code from category T86 and a secondary code that identifies the complication.

Pre-existing conditions or conditions that develop after the transplant are not coded as complications unless they affect the function of the transplanted organs.

See I.C.21. for transplant organ removal status.

See I.C.2. for malignant neoplasm associated with transplanted organ.

See I.C.1.d.4. for sequencing of sepsis due to infection in transplanted organ

(b) Kidney transplant complications

Patients who have undergone kidney transplant may still have some form of chronic kidney disease (CKD) because the kidney transplant may not fully restore kidney function. Code T86.1- should be assigned for documented complications of a kidney transplant, such as transplant failure or rejection or other transplant complication. Code T86.1- should not be assigned for post kidney transplant patients who have chronic kidney (CKD) unless a transplant complication such as transplant failure or rejection is documented. If the documentation is unclear as to whether the patient has a complication of the transplant, query the provider.

Conditions that affect the function of the transplanted kidney, other than CKD, should be assigned a code from subcategory T86.1, Complications of transplanted organ, Kidney, and a secondary code that identifies the complication.

For patients with CKD following a kidney transplant, but who do not have a complication such as failure or rejection, *see section I.C.14. Chronic kidney disease and kidney transplant status.*

See I.C.1.d.4. for sequencing of sepsis due to infection in transplanted organ

4) Complication codes that include the external cause

As with certain other T codes, some of the complications of care codes have the external cause included in the code. The code includes the nature of the complication as well as the type of procedure that caused the complication. No external cause code indicating the type of procedure is necessary for these codes.

5) Complications of care codes within the body system chapters

Intraoperative and postprocedural complication codes are found within the body system chapters with codes specific to the organs and structures of that body system. These codes should be sequenced first, followed by a code(s) for the specific complication, if applicable.

Complication codes from the body system chapters should be assigned for intraoperative and postprocedural complications (e.g., the appropriate complication code from chapter 9 would be assigned for a vascular intraoperative or postprocedural complication) unless the complication is specifically indexed to a T code in chapter 19.

Injury, poisoning and certain other consequences of external causes (S00-T88)

See Official Guidelines "Pain due to medical devices" I.C.19.g.2, "Coding of Injuries" I.C.19.b

NOTES Use secondary code(s) from Chapter 20, External causes of morbidity, to indicate cause of injury. Codes within the T section that include the external cause do not require an additional external cause code

Use additional code to identify any retained foreign body, if applicable (Z18.-)

EXCLUDES2 *birth trauma (P10-P15)*

obstetric trauma (O70-O71)

This chapter contains the following blocks:

S00-S09	Injuries to the head
S10-S19	Injuries to the neck
S20-S29	Injuries to the thorax
S30-S39	Injuries to the abdomen, lower back, lumbar spine, pelvis and external genitals
S40-S49	Injuries to the shoulder and upper arm
S50-S59	Injuries to the elbow and forearm
S60-S69	Injuries to the wrist, hand and fingers
S70-S79	Injuries to the hip and thigh
S80-S89	Injuries to the knee and lower leg
S90-S99	Injuries to the ankle and foot
T07	Injuries involving multiple body regions
T14	Injury of unspecified body region
T15-T19	Effects of foreign body entering through natural orifice
T20-T25	Burns and corrosions of external body surface, specified by site
T26-T28	Burns and corrosions confined to eye and internal organs
T30-T32	Burns and corrosions of multiple and unspecified body regions
T33-T34	Frostbite
T36-T50	Poisoning by, adverse effect of and underdosing of drugs, medicaments and biological substances
T51-T65	Toxic effects of substances chiefly nonmedicinal as to source
T66-T78	Other and unspecified effects of external causes
T79	Certain early complications of trauma
T80-T88	Complications of surgical and medical care, not elsewhere classified

NOTES The chapter uses the S-section for coding different types of injuries related to single body regions and the T-section to cover injuries to unspecified body regions as well as poisoning and certain other consequences of external causes.

Injuries to the head (S00-S09)

INCLUDES *injuries of ear*
injuries of eye
injuries of face [any part]
injuries of gum
injuries of jaw
injuries of oral cavity
injuries of palate
injuries of periocular area
injuries of scalp
injuries of temporomandibular joint area
injuries of tongue
injuries of tooth

Code also for any associated infection

EXCLUDES2 *burns and corrosions (T20-T32)*
effects of foreign body in ear (T16)
effects of foreign body in larynx (T17.3)
effects of foreign body in mouth NOS (T18.0)
effects of foreign body in nose (T17.0-T17.1)
effects of foreign body in pharynx (T17.2)
effects of foreign body on external eye (T15.-)
frostbite (T33-T34)
insect bite or sting, venomous (T63.4)

4th S00 Superficial injury of head

EXCLUDES1 *diffuse cerebral contusion (S06.2-)*
focal cerebral contusion (S06.3-)
injury of eye and orbit (S05.-)
open wound of head (S01.-)

The appropriate 7th character is to be added to each code from category S00

A = initial encounter
D = subsequent encounter
S = sequela

5th S00.0 Superficial injury of scalp

- x 7th S00.00 Unspecified superficial injury of scalp POA
- x 7th S00.01 Abrasion of scalp POA
- x 7th S00.02 Blister (nonthermal) of scalp POA
- x 7th S00.03 Contusion of scalp POA
  - Bruise of scalp
  - Hematoma of scalp
- x 7th S00.04 External constriction of part of scalp POA
- x 7th S00.05 Superficial foreign body of scalp POA
  - Splinter in the scalp
- x 7th S00.06 Insect bite (nonvenomous) of scalp POA
- x 7th S00.07 Other superficial bite of scalp POA
  - EXCLUDES1 *open bite of scalp (S01.05)*

- 5th S00.1 Contusion of eyelid and periocular area
  - Black eye
  - EXCLUDES2 *contusion of eyeball and orbital tissues (S05.1-)*
  - x7th S00.10 Contusion of unspecified eyelid and periocular area POA
  - x7th S00.11 Contusion of right eyelid and periocular area POA
  - x7th S00.12 Contusion of left eyelid and periocular area POA
- 5th S00.2 Other and unspecified superficial injuries of eyelid and periocular area
  - EXCLUDES2 *superficial injury of conjunctiva and cornea (S05.0-)*
  - 6th S00.20 Unspecified superficial injury of eyelid and periocular area
    - 7th S00.201 Unspecified superficial injury of right eyelid and periocular area POA
    - 7th S00.202 Unspecified superficial injury of left eyelid and periocular area POA
    - 7th S00.209 Unspecified superficial injury of unspecified eyelid and periocular area POA
  - 6th S00.21 Abrasion of eyelid and periocular area
    - 7th S00.211 Abrasion of right eyelid and periocular area POA
    - 7th S00.212 Abrasion of left eyelid and periocular area POA
    - 7th S00.219 Abrasion of unspecified eyelid and periocular area POA
  - 6th S00.22 Blister (nonthermal) of eyelid and periocular area
    - 7th S00.221 Blister (nonthermal) of right eyelid and periocular area POA
    - 7th S00.222 Blister (nonthermal) of left eyelid and periocular area POA
    - 7th S00.229 Blister (nonthermal) of unspecified eyelid and periocular area POA
  - 6th S00.24 External constriction of eyelid and periocular area
    - 7th S00.241 External constriction of right eyelid and periocular area POA
    - 7th S00.242 External constriction of left eyelid and periocular area POA
    - 7th S00.249 External constriction of unspecified eyelid and periocular area POA

6th S00.25 Superficial foreign body of eyelid and periocular area

Splinter of eyelid and periocular area

EXCLUDES2 *retained foreign body in eyelid (H02.81-)*

7th S00.251 Superficial foreign body of right eyelid and periocular area POA

7th S00.252 Superficial foreign body of left eyelid and periocular area POA

7th S00.259 Superficial foreign body of unspecified eyelid and periocular area POA

6th S00.26 Insect bite (nonvenomous) of eyelid and periocular area

7th S00.261 Insect bite (nonvenomous) of right eyelid and periocular area POA

7th S00.262 Insect bite (nonvenomous) of left eyelid and periocular area POA

7th S00.269 Insect bite (nonvenomous) of unspecified eyelid and periocular area POA

6th S00.27 Other superficial bite of eyelid and periocular area

EXCLUDES1 *open bite of eyelid and periocular area (S01.15)*

7th S00.271 Other superficial bite of right eyelid and periocular area POA

7th S00.272 Other superficial bite of left eyelid and periocular area POA

7th S00.279 Other superficial bite of unspecified eyelid and periocular area POA

5th S00.3 Superficial injury of nose

x7th S00.30 Unspecified superficial injury of nose POA

x7th S00.31 Abrasion of nose POA

x7th S00.32 Blister (nonthermal) of nose POA

x7th S00.33 Contusion of nose POA

Bruise of nose

Hematoma of nose

x7th S00.34 External constriction of nose POA

x7th S00.35 Superficial foreign body of nose POA

Splinter in the nose

x7th S00.36 Insect bite (nonvenomous) of nose POA

x7th S00.37 Other superficial bite of nose POA

EXCLUDES1 *open bite of nose (S01.25)*

- 5th S00.4 Superficial injury of ear
  - 6th S00.40 Unspecified superficial injury of ear
    - 7th S00.401 Unspecified superficial injury of right ear POA
    - 7th S00.402 Unspecified superficial injury of left ear POA
    - 7th S00.409 Unspecified superficial injury of unspecified ear POA
  - 6th S00.41 Abrasion of ear
    - 7th S00.411 Abrasion of right ear POA
    - 7th S00.412 Abrasion of left ear POA
    - 7th S00.419 Abrasion of unspecified ear POA
  - 6th S00.42 Blister (nonthermal) of ear
    - 7th S00.421 Blister (nonthermal) of right ear POA
    - 7th S00.422 Blister (nonthermal) of left ear POA
    - 7th S00.429 Blister (nonthermal) of unspecified ear POA
  - 6th S00.43 Contusion of ear
    - Bruise of ear
    - Hematoma of ear
    - 7th S00.431 Contusion of right ear POA
    - 7th S00.432 Contusion of left ear POA
    - 7th S00.439 Contusion of unspecified ear POA
  - 6th S00.44 External constriction of ear
    - 7th S00.441 External constriction of right ear POA
    - 7th S00.442 External constriction of left ear POA
    - 7th S00.449 External constriction of unspecified ear POA
  - 6th S00.45 Superficial foreign body of ear
    - Splinter in the ear
    - 7th S00.451 Superficial foreign body of right ear POA
    - 7th S00.452 Superficial foreign body of left ear POA
    - 7th S00.459 Superficial foreign body of unspecified ear POA

- 6th S00.46 Insect bite (nonvenomous) of ear
  - 7th S00.461 Insect bite (nonvenomous) of right ear POA
  - 7th S00.462 Insect bite (nonvenomous) of left ear POA
  - 7th S00.469 Insect bite (nonvenomous) of unspecified ear POA
- 6th S00.47 Other superficial bite of ear
  - EXCLUDES1 *open bite of ear (S01.35)*
  - 7th S00.471 Other superficial bite of right ear POA
  - 7th S00.472 Other superficial bite of left ear POA
  - 7th S00.479 Other superficial bite of unspecified ear POA

6th S00.5 Superficial injury of lip and oral cavity

- 6th S00.50 Unspecified superficial injury of lip and oral cavity
  - 7th S00.501 Unspecified superficial injury of lip POA
  - 7th S00.502 Unspecified superficial injury of oral cavity POA
- 6th S00.51 Abrasion of lip and oral cavity
  - 7th S00.511 Abrasion of lip POA
  - 7th S00.512 Abrasion of oral cavity POA
- 6th S00.52 Blister (nonthermal) of lip and oral cavity
  - 7th S00.521 Blister (nonthermal) of lip POA
  - 7th S00.522 Blister (nonthermal) of oral cavity POA
- 6th S00.53 Contusion of lip and oral cavity
  - 7th S00.531 Contusion of lip POA
    - Bruise of lip
    - Hematoma of lip
  - 7th S00.532 Contusion of oral cavity POA
    - Bruise of oral cavity
    - Hematoma of oral cavity
- 6th S00.54 External constriction of lip and oral cavity
  - 7th S00.541 External constriction of lip POA

7th S00.542 External constriction of oral cavity POA

6th S00.55 Superficial foreign body of lip and oral cavity

7th S00.551 Superficial foreign body of lip POA

Splinter of lip and oral cavity

7th S00.552 Superficial foreign body of oral cavity POA

Splinter of lip and oral cavity

6th S00.56 Insect bite (nonvenomous) of lip and oral cavity

7th S00.561 Insect bite (nonvenomous) of lip POA

7th S00.562 Insect bite (nonvenomous) of oral cavity POA

6th S00.57 Other superficial bite of lip and oral cavity

7th S00.571 Other superficial bite of lip POA

EXCLUDES1 *open bite of lip (S01.551)*

7th S00.572 Other superficial bite of oral cavity POA

EXCLUDES1 *open bite of oral cavity (S01.552)*

5th S00.8 **Superficial injury of other parts of head**

Superficial injuries of face [any part]

7th S00.80 **Unspecified superficial injury of other part of head** POA

7th S00.81 **Abrasion of other part of head** POA

7th S00.82 **Blister (nonthermal) of other part of head** POA

7th S00.83 **Contusion of other part of head** POA

Bruise of other part of head

Hematoma of other part of head

7th S00.84 **External constriction of other part of head** POA

7th S00.85 **Superficial foreign body of other part of head** POA

Splinter in other part of head

7th S00.86 **Insect bite (nonvenomous) of other part of head** POA

7th S00.87 **Other superficial bite of other part of head** POA

EXCLUDES1 *open bite of other part of head (S01.85)*

5th S00.9 **Superficial injury of unspecified part of head**

7th S00.90 **Unspecified superficial injury of unspecified part of head** POA

7th S00.91 **Abrasion of unspecified part of head** POA

7th S00.92 **Blister (nonthermal) of unspecified part of head** POA

7th S00.93 **Contusion of unspecified part of head** POA

Bruise of head

Hematoma of head

7th S00.94 **External constriction of unspecified part of head** POA

7th S00.95 **Superficial foreign body of unspecified part of head** POA

Splinter of head

7th S00.96 **Insect bite (nonvenomous) of unspecified part of head** POA

7th S00.97 **Other superficial bite of unspecified part of head** POA

EXCLUDES1 *open bite of head (S01.95)*

4th S01 Open wound of head

Code also any associated:

injury of cranial nerve (S04.-)

injury of muscle and tendon of head (S09.1-)

intracranial injury (S06.-)

wound infection

EXCLUDES1 *open skull fracture (S02.- with 7th character B)*

EXCLUDES2 *injury of eye and orbit (S05.-)*

traumatic amputation of part of head (S08.-)

The appropriate 7th character is to be added to each code from category S01

A = initial encounter

D = subsequent encounter

S = sequela

5th S01.0 Open wound of scalp

EXCLUDES1 *avulsion of scalp (S08.0-)*

x7th S01.00 **Unspecified open wound of scalp** POA

x7th S01.01 **Laceration without foreign body of scalp** POA

x7th S01.02 **Laceration with foreign body of scalp** POA

AHA: Q1 2015

x7th S01.03 **Puncture wound without foreign body of scalp** POA

x7th S01.04 **Puncture wound with foreign body of scalp** POA

x7th S01.05 **Open bite of scalp** POA

Bite of scalp NOS

EXCLUDES1 *superficial bite of scalp (S00.06, S00.07-)*

5th S01.1 Open wound of eyelid and periocular area

Open wound of eyelid and periocular area with or without involvement of lacrimal passages

6th S01.10 Unspecified open wound of eyelid and periocular area

7th S01.101 Unspecified open wound of right eyelid and periocular area CC POA CC/MCC Exc

7th S01.102 Unspecified open wound of left eyelid and periocular area CC POA CC/MCC Exc

7th S01.109 Unspecified open wound of unspecified eyelid and periocular area CC POA CC/MCC Exc

6th S01.11 Laceration without foreign body of eyelid and periocular area

7th S01.111 Laceration without foreign body of right eyelid and periocular area POA CC/MCC Exc

7th S01.112 Laceration without foreign body of left eyelid and periocular area POA CC/MCC Exc

7th S01.119 Laceration without foreign body of unspecified eyelid and periocular area POA CC/MCC Exc

6th S01.12 Laceration with foreign body of eyelid and periocular area

7th S01.121 Laceration with foreign body of right eyelid and periocular area POA CC/MCC Exc

7th S01.122 Laceration with foreign body of left eyelid and periocular area POA CC/MCC Exc

7th S01.129 Laceration with foreign body of unspecified eyelid and periocular area POA CC/MCC Exc

6th S01.13 Puncture wound without foreign body of eyelid and periocular area

7th S01.131 Puncture wound without foreign body of right eyelid and periocular area POA CC/MCC Exc

7th S01.132 Puncture wound without foreign body of left eyelid and periocular area POA CC/MCC Exc

7th S01.139 Puncture wound without foreign body of unspecified eyelid and periocular area POA CC/MCC Exc

6th S01.14 Puncture wound with foreign body of eyelid and periocular area

7th S01.141 Puncture wound with foreign body of right eyelid and periocular area POA CC/MCC Exc

7th S01.142 Puncture wound with foreign body of left eyelid and periocular area POA CC/MCC Exc

7th S01.149 Puncture wound with foreign body of unspecified eyelid and periocular area POA CC/MCC Exc

6th S01.15 Open bite of eyelid and periocular area

Bite of eyelid and periocular area NOS

EXCLUDES1 *superficial bite of eyelid and periocular area (S00.26, S00.27)*

7th S01.151 Open bite of right eyelid and periocular area POA CC/MCC Exc
7th S01.152 Open bite of left eyelid and periocular area POA CC/MCC Exc
7th S01.159 Open bite of unspecified eyelid and periocular area POA CC/MCC Exc

5th S01.2 Open wound of nose
x7th S01.20 Unspecified open wound of nose POA
x7th S01.21 Laceration without foreign body of nose POA
AHA: Q1 2015
x7th S01.22 Laceration with foreign body of nose POA
x7th S01.23 Puncture wound without foreign body of nose POA
x7th S01.24 Puncture wound with foreign body of nose POA
x7th S01.25 Open bite of nose POA
Bite of nose NOS
EXCLUDES1 *superficial bite of nose (S00.36, S00.37)*

5th S01.3 Open wound of ear
6th S01.30 Unspecified open wound of ear
7th S01.301 Unspecified open wound of right ear POA CC/MCC Exc
7th S01.302 Unspecified open wound of left ear POA CC/MCC Exc
7th S01.309 Unspecified open wound of unspecified ear POA CC/MCC Exc
6th S01.31 Laceration without foreign body of ear
7th S01.311 Laceration without foreign body of right ear POA CC/MCC Exc
7th S01.312 Laceration without foreign body of left ear POA CC/MCC Exc
7th S01.319 Laceration without foreign body of unspecified ear POA CC/MCC Exc
6th S01.32 Laceration with foreign body of ear
7th S01.321 Laceration with foreign body of right ear POA CC/MCC Exc
7th S01.322 Laceration with foreign body of left ear POA CC/MCC Exc
7th S01.329 Laceration with foreign body of unspecified ear POA CC/MCC Exc
6th S01.33 Puncture wound without foreign body of ear
7th S01.331 Puncture wound without foreign body of right ear POA CC/MCC Exc

7th S01.332 Puncture wound without foreign body of left ear POA CC/MCC Exc

7th S01.339 Puncture wound without foreign body of unspecified ear POA CC/MCC Exc

6th S01.34 Puncture wound with foreign body of ear

7th S01.341 Puncture wound with foreign body of right ear POA CC/MCC Exc

7th S01.342 Puncture wound with foreign body of left ear POA CC/MCC Exc

7th S01.349 Puncture wound with foreign body of unspecified ear POA CC/MCC Exc

6th S01.35 Open bite of ear

Bite of ear NOS

EXCLUDES1 *superficial bite of ear (S00.46, S00.47)*

7th S01.351 Open bite of right ear POA CC/MCC Exc

7th S01.352 Open bite of left ear POA CC/MCC Exc

7th S01.359 Open bite of unspecified ear POA CC/MCC Exc

5th S01.4 Open wound of cheek and temporomandibular area

6th S01.40 Unspecified open wound of cheek and temporomandibular area

7th S01.401 Unspecified open wound of right cheek and temporomandibular area POA

7th S01.402 Unspecified open wound of left cheek and temporomandibular area POA

7th S01.409 Unspecified open wound of unspecified cheek and temporomandibular area POA

6th S01.41 Laceration without foreign body of cheek and temporomandibular area

7th S01.411 Laceration without foreign body of right cheek and temporomandibular area POA

AHA: Q1 2015

7th S01.412 Laceration without foreign body of left cheek and temporomandibular area POA

7th S01.419 Laceration without foreign body of unspecified cheek and temporomandibular area POA

6th S01.42 Laceration with foreign body of cheek and temporomandibular area

7th S01.421 Laceration with foreign body of right cheek and temporomandibular area POA

7th S01.422 Laceration with foreign body of left cheek and temporomandibular area POA

7th S01.429 Laceration with foreign body of unspecified cheek and temporomandibular area POA

6th S01.43 Puncture wound without foreign body of cheek and temporomandibular area

7th S01.431 Puncture wound without foreign body of right cheek and temporomandibular area POA

7th S01.432 Puncture wound without foreign body of left cheek and temporomandibular area POA

7th S01.439 Puncture wound without foreign body of unspecified cheek and temporomandibular area POA

6th S01.44 Puncture wound with foreign body of cheek and temporomandibular area

7th S01.441 Puncture wound with foreign body of right cheek and temporomandibular area POA

7th S01.442 Puncture wound with foreign body of left cheek and temporomandibular area POA

7th S01.449 Puncture wound with foreign body of unspecified cheek and temporomandibular area POA

6th S01.45 Open bite of cheek and temporomandibular area

Bite of cheek and temporomandibular area NOS

EXCLUDES2 *superficial bite of cheek and temporomandibular area (S00.86, S00.87)*

7th S01.451 Open bite of right cheek and temporomandibular area POA

7th S01.452 Open bite of left cheek and temporomandibular area POA

7th S01.459 Open bite of unspecified cheek and temporomandibular area POA

5th S01.5 Open wound of lip and oral cavity

EXCLUDES2 *tooth dislocation (S03.2)*

tooth fracture (S02.5)

6th S01.50 Unspecified open wound of lip and oral cavity

7th S01.501 Unspecified open wound of lip POA

7th S01.502 Unspecified open wound of oral cavity POA

6th S01.51 Laceration of lip and oral cavity without foreign body

7th S01.511 Laceration without foreign body of lip POA

7th S01.512 Laceration without foreign body of oral cavity POA

6th S01.52 Laceration of lip and oral cavity with foreign body

7th S01.521 Laceration with foreign body of lip POA

7th S01.522 Laceration with foreign body of oral cavity POA

6th S01.53 Puncture wound of lip and oral cavity without foreign body

7th S01.531 Puncture wound without foreign body of lip POA

7th S01.532 Puncture wound without foreign body of oral cavity POA

6th S01.54 Puncture wound of lip and oral cavity with foreign body

7th S01.541 Puncture wound with foreign body of lip POA

7th S01.542 Puncture wound with foreign body of oral cavity POA

6th S01.55 Open bite of lip and oral cavity

7th S01.551 Open bite of lip POA

Bite of lip NOS

EXCLUDES1 *superficial bite of lip (S00.571)*

7th S01.552 Open bite of oral cavity POA

Bite of oral cavity NOS

EXCLUDES1 *superficial bite of oral cavity (S00.572)*

5th S01.8 Open wound of other parts of head

x-7th S01.80 Unspecified open wound of other part of head POA

x-7th S01.81 Laceration without foreign body of other part of head POA

x-7th S01.82 Laceration with foreign body of other part of head POA

x-7th S01.83 Puncture wound without foreign body of other part of head POA

x-7th S01.84 Puncture wound with foreign body of other part of head POA

x-7th S01.85 Open bite of other part of head POA

Bite of other part of head NOS

EXCLUDES1 *superficial bite of other part of head (S00.87)*

5th S01.9 Open wound of unspecified part of head

x-7th S01.90 Unspecified open wound of unspecified part of head POA CC/MCC Exc

x-7th S01.91 Laceration without foreign body of unspecified part of head POA CC/MCC Exc

x-7th S01.92 Laceration with foreign body of unspecified part of head POA CC/MCC Exc

x-7th S01.93 Puncture wound without foreign body of unspecified part of head POA CC/MCC Exc

x-7th S01.94 Puncture wound with foreign body of unspecified part of head POA CC/MCC Exc

x-7th S01.95 Open bite of unspecified part of head POA CC/MCC Exc

Bite of head NOS

EXCLUDES1 *superficial bite of head NOS (S00.97)*

4th S02 Fracture of skull and facial bones

See Official Guidelines, "Coding of Traumatic Fractures" I.C.19.c

NOTES A fracture not indicated as open or closed should be coded to closed

Code also any associated intracranial injury (S06.-)

The appropriate 7th character is to be added to each code from category S02

A = initial encounter for closed fracture

B = initial encounter for open fracture

D = subsequent encounter for fracture with routine healing

G = subsequent encounter for fracture with delayed healing

K = subsequent encounter for fracture with nonunion

S = sequela

x7th S02.0 Fracture of vault of skull CC POA HAC HCC MCC CC/MCC Exc

Fracture of frontal bone

Fracture of parietal bone

5th S02.1 Fracture of base of skull

EXCLUDES2 *lateral orbital wall (S02.84-)*

medial orbital wall (S02.83-)

orbital floor (S02.3-)

6th S02.10 Unspecified fracture of base of skull

7th S02.101 Fracture of base of skull, right side CC POA HAC HCC MCC CC/MCC Exc

7th S02.102 Fracture of base of skull, left side CC POA HAC HCC MCC CC/MCC Exc

7th S02.109 Fracture of base of skull, unspecified side CC POA HAC HCC MCC CC/MCC Exc

6th S02.11 Fracture of occiput

7th S02.110 Type I occipital condyle fracture, unspecified side CC POA HAC HCC MCC CC/MCC Exc

7th S02.111 Type II occipital condyle fracture, unspecified side CC POA HAC HCC MCC CC/MCC Exc

7th S02.112 Type III occipital condyle fracture, unspecified side CC POA HAC HCC MCC CC/MCC Exc

7th S02.113 Unspecified occipital condyle fracture CC POA HAC HCC MCC CC/MCC Exc

7th S02.118 Other fracture of occiput, unspecified side CC POA HAC HCC MCC CC/MCC Exc

7th S02.119 Unspecified fracture of occiput CC POA HAC HCC MCC CC/MCC Exc
7th S02.11A Type I occipital condyle fracture, right side CC POA HAC HCC MCC CC/MCC Exc
7th S02.11B Type I occipital condyle fracture, left side CC POA HAC HCC MCC CC/MCC Exc
7th S02.11C Type II occipital condyle fracture, right side CC POA HAC HCC MCC CC/MCC Exc
7th S02.11D Type II occipital condyle fracture, left side CC POA HAC HCC MCC CC/MCC Exc
7th S02.11E Type III occipital condyle fracture, right side CC POA HAC HCC MCC CC/MCC Exc
7th S02.11F Type III occipital condyle fracture, left side CC POA HAC HCC MCC CC/MCC Exc
7th S02.11G Other fracture of occiput, right side CC POA HAC HCC MCC CC/MCC Exc
7th S02.11H Other fracture of occiput, left side CC POA HAC HCC MCC CC/MCC Exc
6th S02.12 Fracture of orbital roof
7th S02.121 Fracture of orbital roof, right side CC POA HAC HCC MCC CC/MCC Exc
7th S02.122 Fracture of orbital roof, left side CC POA HAC HCC MCC CC/MCC Exc
7th S02.129 Fracture of orbital roof, unspecified side CC POA HAC HCC MCC CC/MCC Exc
x7th S02.19 Other fracture of base of skull CC POA HAC HCC MCC CC/MCC Exc

AHA: Q2 2024

Fracture of anterior fossa of base of skull
Fracture of ethmoid sinus
Fracture of frontal sinus
Fracture of middle fossa of base of skull
Fracture of posterior fossa of base of skull
Fracture of sphenoid
Fracture of temporal bone

- S02.2 Fracture of nasal bones CC POA HAC CC/MCC Exc
- S02.3 Fracture of orbital floor
  - Fracture of inferior orbital wall
  - EXCLUDES1 *orbit NOS (S02.85)*
  - EXCLUDES2 *lateral orbital wall (S02.84-)*
    medial orbital wall (S02.83-)
    orbital roof (S02.1-)
  - S02.30 Fracture of orbital floor, unspecified side CC POA HAC HCC CC/MCC Exc
  - S02.31 Fracture of orbital floor, right side CC POA HAC HCC CC/MCC Exc
  - S02.32 Fracture of orbital floor, left side CC POA HAC HCC CC/MCC Exc
- S02.4 Fracture of malar, maxillary and zygoma bones
  - Fracture of superior maxilla
  - Fracture of upper jaw (bone)
  - Fracture of zygomatic process of temporal bone
  - S02.40 Fracture of malar, maxillary and zygoma bones, unspecified
    - S02.400 Malar fracture, unspecified side CC POA HAC HCC CC/MCC Exc
    - S02.401 Maxillary fracture, unspecified side CC POA HAC HCC CC/MCC Exc
    - S02.402 Zygomatic fracture, unspecified side CC POA HAC HCC CC/MCC Exc
    - S02.40A Malar fracture, right side CC POA HAC HCC CC/MCC Exc
    - S02.40B Malar fracture, left side CC POA HAC HCC CC/MCC Exc
    - S02.40C Maxillary fracture, right side CC POA HAC HCC CC/MCC Exc
    - S02.40D Maxillary fracture, left side CC POA HAC HCC CC/MCC Exc
    - S02.40E Zygomatic fracture, right side CC POA HAC HCC CC/MCC Exc
    - S02.40F Zygomatic fracture, left side CC POA HAC HCC CC/MCC Exc
  - S02.41 LeFort fracture
    - S02.411 LeFort I fracture CC POA HAC HCC CC/MCC Exc
    - S02.412 LeFort II fracture CC POA HAC HCC CC/MCC Exc
    - S02.413 LeFort III fracture CC POA HAC HCC CC/MCC Exc

S02.42 Fracture of alveolus of maxilla CC POA HAC HCC CC/MCC Exc

S02.5 Fracture of tooth (traumatic) CC POA CC/MCC Exc

Broken tooth

EXCLUDES1 *cracked tooth (nontraumatic) (K03.81)*

S02.6 Fracture of mandible

Fracture of lower jaw (bone)

S02.60 Fracture of mandible, unspecified

S02.600 Fracture of unspecified part of body of mandible, unspecified side CC POA HAC HCC CC/MCC Exc

S02.601 Fracture of unspecified part of body of right mandible CC POA HAC HCC CC/MCC Exc

S02.602 Fracture of unspecified part of body of left mandible CC POA HAC HCC CC/MCC Exc

S02.609 Fracture of mandible, unspecified CC POA HAC HCC CC/MCC Exc

S02.61 Fracture of condylar process of mandible

S02.610 Fracture of condylar process of mandible, unspecified side CC POA HAC HCC CC/MCC Exc

S02.611 Fracture of condylar process of right mandible CC POA HAC HCC CC/MCC Exc

AHA: Q1 2021

S02.612 Fracture of condylar process of left mandible CC POA HAC HCC CC/MCC Exc

S02.62 Fracture of subcondylar process of mandible

S02.620 Fracture of subcondylar process of mandible, unspecified side CC POA HAC HCC CC/MCC Exc

S02.621 Fracture of subcondylar process of right mandible CC POA HAC HCC CC/MCC Exc

S02.622 Fracture of subcondylar process of left mandible CC POA HAC HCC CC/MCC Exc

S02.63 Fracture of coronoid process of mandible

S02.630 Fracture of coronoid process of mandible, unspecified side CC POA HAC HCC CC/MCC Exc

S02.631 Fracture of coronoid process of right mandible CC POA HAC HCC CC/MCC Exc

S02.632 Fracture of coronoid process of left mandible CC POA HAC HCC CC/MCC Exc

S02.64 Fracture of ramus of mandible

S02.640 Fracture of ramus of mandible, unspecified side CC POA HAC HCC CC/MCC Exc

S02.641 Fracture of ramus of right mandible CC POA HAC HCC CC/MCC Exc

S02.642 Fracture of ramus of left mandible CC POA HAC HCC CC/MCC Exc

6th S02.65 Fracture of angle of mandible
7th S02.650 Fracture of angle of mandible, unspecified side CC POA HAC HCC CC/MCC Exc
7th S02.651 Fracture of angle of right mandible CC POA HAC HCC CC/MCC Exc
7th S02.652 Fracture of angle of left mandible CC POA HAC HCC CC/MCC Exc
x7th S02.66 Fracture of symphysis of mandible CC POA HAC HCC CC/MCC Exc
AHA: Q1 2021
6th S02.67 Fracture of alveolus of mandible
7th S02.670 Fracture of alveolus of mandible, unspecified side CC POA HAC HCC CC/MCC Exc
7th S02.671 Fracture of alveolus of right mandible CC POA HAC HCC CC/MCC Exc
7th S02.672 Fracture of alveolus of left mandible CC POA HAC HCC CC/MCC Exc
x7th S02.69 Fracture of mandible of other specified site CC POA HAC HCC CC/MCC Exc
5th S02.8 Fractures of other specified skull and facial bones
Fracture of palate
EXCLUDES2 *fracture of orbital floor (S02.3-)*
fracture of orbital roof (S02.12-)
x7th S02.80 Fracture of other specified skull and facial bones, unspecified side CC POA HAC HCC CC/MCC Exc
x7th S02.81 Fracture of other specified skull and facial bones, right side CC POA HAC HCC CC/MCC Exc
x7th S02.82 Fracture of other specified skull and facial bones, left side CC POA HAC HCC CC/MCC Exc
6th S02.83 Fracture of medial orbital wall
EXCLUDES2 *orbital floor (S02.3-)*
orbital roof (S02.12-)
7th S02.831 Fracture of medial orbital wall, right side CC POA HAC HCC CC/MCC Exc
7th S02.832 Fracture of medial orbital wall, left side CC POA HAC HCC CC/MCC Exc
7th S02.839 Fracture of medial orbital wall, unspecified side CC POA HAC HCC CC/MCC Exc
6th S02.84 Fracture of lateral orbital wall
EXCLUDES2 *orbital floor (S02.3-)*
orbital roof (S02.12-)
7th S02.841 Fracture of lateral orbital wall, right side CC POA HAC HCC CC/MCC Exc
7th S02.842 Fracture of lateral orbital wall, left side CC POA HAC HCC CC/MCC Exc
7th S02.849 Fracture of lateral orbital wall, unspecified side CC POA HAC HCC CC/MCC Exc
x7th S02.85 Fracture of orbit, unspecified CC POA HAC HCC CC/MCC Exc
Fracture of orbit NOS
Fracture of orbit wall NOS
EXCLUDES1 *lateral orbital wall (S02.84-)*
medial orbital wall (S02.83-)
orbital floor (S02.3-)
orbital roof (S02.12-)

5th S02.9 Fracture of unspecified skull and facial bones

7th S02.91 Unspecified fracture of skull CC POA HAC HCC MCC CC/MCC Exc

AHA: Q2 2020

7th S02.92 Unspecified fracture of facial bones CC POA HAC HCC CC/MCC Exc

4th S03 Dislocation and sprain of joints and ligaments of head

INCLUDES *avulsion of joint (capsule) or ligament of head*
laceration of cartilage, joint (capsule) or ligament of head
sprain of cartilage, joint (capsule) or ligament of head
traumatic hemarthrosis of joint or ligament of head
traumatic rupture of joint or ligament of head
traumatic subluxation of joint or ligament of head
traumatic tear of joint or ligament of head

Code also any associated open wound

EXCLUDES2 *Strain of muscle or tendon of head (S09.1)*

The appropriate 7th character is to be added to each code from category S03

A = initial encounter

D = subsequent encounter

S = sequela

5th S03.0 Dislocation of jaw

Dislocation of jaw (cartilage) (meniscus)
Dislocation of mandible
Dislocation of temporomandibular (joint)

7th S03.00 Dislocation of jaw, unspecified side POA CC/MCC Exc

7th S03.01 Dislocation of jaw, right side POA CC/MCC Exc

7th S03.02 Dislocation of jaw, left side POA CC/MCC Exc

7th S03.03 Dislocation of jaw, bilateral POA CC/MCC Exc

S03.1 Dislocation of septal cartilage of nose POA CC/MCC Exc

S03.2 Dislocation of tooth POA

S03.4 Sprain of jaw

Sprain of temporomandibular (joint) (ligament)

S03.40 Sprain of jaw, unspecified side POA

S03.41 Sprain of jaw, right side POA

S03.42 Sprain of jaw, left side POA

S03.43 Sprain of jaw, bilateral POA

S03.8 Sprain of joints and ligaments of other parts of head POA CC/MCC Exc

S03.9 Sprain of joints and ligaments of unspecified parts of head POA CC/MCC Exc

S04 Injury of cranial nerve (Figure 19.1)

See Official Guidelines, "Primary injury with damage to nerve/blood vessels" I.C.19.b.2

The selection of side should be based on the side of the body being affected

Code first any associated intracranial injury (S06.-)

Code also any associated:

open wound of head (S01.-)

skull fracture (S02.-)

The appropriate 7th character is to be added to each code from category S04

A = initial encounter

D = subsequent encounter

S = sequela

S04.0 Injury of optic nerve and pathways

Use additional code to identify any visual field defect or blindness (H53.4-, H54.-)

- 6th S04.01 Injury of optic nerve
  - Injury of 2nd cranial nerve
  - 7th S04.011 Injury of optic nerve, right eye CC POA CC/MCC Exc
  - 7th S04.012 Injury of optic nerve, left eye CC POA CC/MCC Exc
  - 7th S04.019 Injury of optic nerve, unspecified eye CC POA CC/MCC Exc
    - Injury of optic nerve NOS
- x7th S04.02 Injury of optic chiasm CC POA CC/MCC Exc
- 6th S04.03 Injury of optic tract and pathways
  - Injury of optic radiation
  - 7th S04.031 Injury of optic tract and pathways, right side CC POA CC/MCC Exc
  - 7th S04.032 Injury of optic tract and pathways, left side CC POA CC/MCC Exc
  - 7th S04.039 Injury of optic tract and pathways, unspecified side CC POA CC/MCC Exc
    - Injury of optic tract and pathways NOS
- 6th S04.04 Injury of visual cortex
  - 7th S04.041 Injury of visual cortex, right side CC POA CC/MCC Exc
  - 7th S04.042 Injury of visual cortex, left side CC POA CC/MCC Exc
  - 7th S04.049 Injury of visual cortex, unspecified side CC POA CC/MCC Exc
    - Injury of visual cortex NOS
- 5th S04.1 Injury of oculomotor nerve
  - Injury of 3rd cranial nerve
  - x7th S04.10 Injury of oculomotor nerve, unspecified side CC POA CC/MCC Exc
  - x7th S04.11 Injury of oculomotor nerve, right side CC POA CC/MCC Exc
  - x7th S04.12 Injury of oculomotor nerve, left side CC POA CC/MCC Exc
- 5th S04.2 Injury of trochlear nerve
  - Injury of 4th cranial nerve
  - x7th S04.20 Injury of trochlear nerve, unspecified side CC POA CC/MCC Exc
  - x7th S04.21 Injury of trochlear nerve, right side CC POA CC/MCC Exc
  - x7th S04.22 Injury of trochlear nerve, left side CC POA CC/MCC Exc

- 5th S04.3 Injury of trigeminal nerve
  - Injury of 5th cranial nerve
  - x7th S04.30 Injury of trigeminal nerve, unspecified side CC POA CC/MCC Exc
  - x7th S04.31 Injury of trigeminal nerve, right side CC POA CC/MCC Exc
  - x7th S04.32 Injury of trigeminal nerve, left side CC POA CC/MCC Exc
- 5th S04.4 Injury of abducent nerve
  - Injury of 6th cranial nerve
  - x7th S04.40 Injury of abducent nerve, unspecified side CC POA CC/MCC Exc
  - x7th S04.41 Injury of abducent nerve, right side CC POA CC/MCC Exc
  - x7th S04.42 Injury of abducent nerve, left side CC POA CC/MCC Exc
- 5th S04.5 Injury of facial nerve
  - Injury of 7th cranial nerve
  - x7th S04.50 Injury of facial nerve, unspecified side CC POA CC/MCC Exc
  - x7th S04.51 Injury of facial nerve, right side CC POA CC/MCC Exc
  - x7th S04.52 Injury of facial nerve, left side CC POA CC/MCC Exc
- 5th S04.6 Injury of acoustic nerve
  - Injury of auditory nerve
  - Injury of 8th cranial nerve
  - x7th S04.60 Injury of acoustic nerve, unspecified side CC POA CC/MCC Exc
  - x7th S04.61 Injury of acoustic nerve, right side CC POA CC/MCC Exc
  - x7th S04.62 Injury of acoustic nerve, left side CC POA CC/MCC Exc
- 5th S04.7 Injury of accessory nerve
  - Injury of 11th cranial nerve
  - x7th S04.70 Injury of accessory nerve, unspecified side CC POA CC/MCC Exc
  - x7th S04.71 Injury of accessory nerve, right side CC POA CC/MCC Exc
  - x7th S04.72 Injury of accessory nerve, left side CC POA CC/MCC Exc

5th S04.8 Injury of other cranial nerves

6th S04.81 Injury of olfactory [1st] nerve

7th S04.811 Injury of olfactory [1st] nerve, right side CC POA CC/MCC Exc

7th S04.812 Injury of olfactory [1st] nerve, left side CC POA CC/MCC Exc

7th S04.819 Injury of olfactory [1st] nerve, unspecified side CC POA CC/MCC Exc

6th S04.89 Injury of other cranial nerves

Injury of vagus [10th] nerve

7th S04.891 Injury of other cranial nerves, right side CC POA CC/MCC Exc

7th S04.892 Injury of other cranial nerves, left side CC POA CC/MCC Exc

7th S04.899 Injury of other cranial nerves, unspecified side CC POA CC/MCC Exc

x7th S04.9 Injury of unspecified cranial nerve CC POA CC/MCC Exc

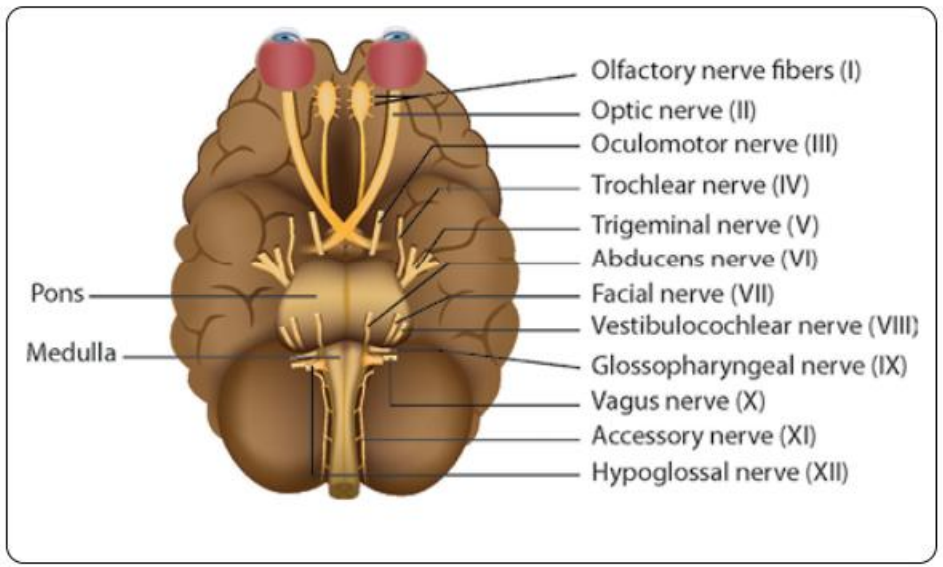

Figure 19.1 Cranial Nerves

4th S05 Injury of eye and orbit

INCLUDES *open wound of eye and orbit*

EXCLUDES2 *2nd cranial [optic] nerve injury (S04.0-)*

3rd cranial [oculomotor] nerve injury (S04.1-)

open wound of eyelid and periocular area (S01.1-)

orbital bone fracture (S02.1-, S02.3-, S02.8-)

superficial injury of eyelid (S00.1-S00.2)

The appropriate 7th character is to be added to each code from category S05

A = initial encounter

D = subsequent encounter

S = sequela

5th S05.0 Injury of conjunctiva and corneal abrasion without foreign body

EXCLUDES1 *foreign body in conjunctival sac (T15.1)*

foreign body in cornea (T15.0)

x 7th S05.00 Injury of conjunctiva and corneal abrasion without foreign body, unspecified eye POA

x 7th S05.01 Injury of conjunctiva and corneal abrasion without foreign body, right eye POA

x 7th S05.02 Injury of conjunctiva and corneal abrasion without foreign body, left eye POA

5th S05.1 Contusion of eyeball and orbital tissues

Traumatic hyphema

EXCLUDES2 *black eye NOS (S00.1)*

contusion of eyelid and periocular area (S00.1)

x 7th S05.10 Contusion of eyeball and orbital tissues, unspecified eye POA

x 7th S05.11 Contusion of eyeball and orbital tissues, right eye POA

x 7th S05.12 Contusion of eyeball and orbital tissues, left eye POA

5th S05.2 Ocular laceration and rupture with prolapse or loss of intraocular tissue

- 7th S05.20 Ocular laceration and rupture with prolapse or loss of intraocular tissue, unspecified eye CC POA CC/MCC Exc
- 7th S05.21 Ocular laceration and rupture with prolapse or loss of intraocular tissue, right eye CC POA CC/MCC Exc
- 7th S05.22 Ocular laceration and rupture with prolapse or loss of intraocular tissue, left eye CC POA CC/MCC Exc

5th S05.3 Ocular laceration without prolapse or loss of intraocular tissue

Laceration of eye NOS

- 7th S05.30 Ocular laceration without prolapse or loss of intraocular tissue, unspecified eye CC POA CC/MCC Exc
- 7th S05.31 Ocular laceration without prolapse or loss of intraocular tissue, right eye CC POA CC/MCC Exc
- 7th S05.32 Ocular laceration without prolapse or loss of intraocular tissue, left eye CC POA CC/MCC Exc

5th S05.4 Penetrating wound of orbit with or without foreign body

EXCLUDES2 *retained (old) foreign body following penetrating wound in orbit (H05.5-)*

- 7th S05.40 Penetrating wound of orbit with or without foreign body, unspecified eye CC POA CC/MCC Exc
- 7th S05.41 Penetrating wound of orbit with or without foreign body, right eye CC POA CC/MCC Exc
- 7th S05.42 Penetrating wound of orbit with or without foreign body, left eye CC POA CC/MCC Exc

5th S05.5 Penetrating wound with foreign body of eyeball

EXCLUDES2 *retained (old) intraocular foreign body (H44.6-, H44.7)*

- 7th S05.50 Penetrating wound with foreign body of unspecified eyeball CC POA CC/MCC Exc
- 7th S05.51 Penetrating wound with foreign body of right eyeball CC POA CC/MCC Exc
- 7th S05.52 Penetrating wound with foreign body of left eyeball CC POA CC/MCC Exc

5th S05.6 Penetrating wound without foreign body of eyeball

Ocular penetration NOS

- 7th S05.60 Penetrating wound without foreign body of unspecified eyeball POA CC/MCC Exc
- 7th S05.61 Penetrating wound without foreign body of right eyeball POA CC/MCC Exc
- 7th S05.62 Penetrating wound without foreign body of left eyeball POA CC/MCC Exc

5th S05.7 Avulsion of eye

Traumatic enucleation

x7th S05.70 Avulsion of unspecified eye CC POA CC/MCC Exc

x7th S05.71 Avulsion of right eye CC POA CC/MCC Exc

x7th S05.72 Avulsion of left eye CC POA CC/MCC Exc

5th S05.8 Other injuries of eye and orbit

Lacrimal duct injury

6th S05.8X Other injuries of eye and orbit

7th S05.8X1 Other injuries of right eye and orbit CC POA CC/MCC Exc

7th S05.8X2 Other injuries of left eye and orbit CC POA CC/MCC Exc

7th S05.8X9 Other injuries of unspecified eye and orbit CC POA CC/MCC Exc

5th S05.9 Unspecified injury of eye and orbit

Injury of eye NOS

x7th S05.90 Unspecified injury of unspecified eye and orbit POA

x7th S05.91 Unspecified injury of right eye and orbit CC POA CC/MCC Exc

x7th S05.92 Unspecified injury of left eye and orbit CC POA CC/MCC Exc

4th S06 Intracranial injury

INCLUDES *traumatic brain injury*

Code also any associated:

open wound of head (S01.-)

skull fracture (S02.-)

Use additional code, if applicable, to identify mild neurocognitive disorders due to known physiological condition (F06.7-)

EXCLUDES1 *head injury NOS (S09.90)*

The appropriate 7th character is to be added to each code from category S06, except as noted below

A = initial encounter

D = subsequent encounter

S = sequela

NOTES 7th characters D and S do not apply to codes in category S06 with 6th character 7 - death due to brain injury prior to regaining consciousness, or 8 - death due to other cause prior to regaining consciousness.

5th S06.0 Concussion

Commotio cerebri

EXCLUDES1 *concussion with other intracranial injuries classified in subcategories S06.1- to S06.6-, and S06.81- to S06.89-, code to specified intracranial injury*

6th S06.0X Concussion

7th S06.0X0 **Concussion without loss of consciousness** POA CC/MCC Exc

7th S06.0X1 **Concussion with loss of consciousness of 30 minutes or less** CC POA HAC CC/MCC Exc

Concussion with brief loss of consciousness

7th S06.0XA **Concussion with loss of consciousness status unknown** CC POA HAC CC/MCC Exc

AHA: Q4 2022

Concussion NOS

7th S06.0X9 **Concussion with loss of consciousness of unspecified duration** CC POA HAC CC/MCC Exc

AHA: Q4 2016

5th S06.1 Traumatic cerebral edema

Diffuse traumatic cerebral edema

Focal traumatic cerebral edema

6th S06.1X Traumatic cerebral edema

7th S06.1X0 **Traumatic cerebral edema without loss of consciousness** POA HCC MCC CC/MCC Exc

AHA: Q3 2019, Q1 2015

7th S06.1X1 **Traumatic cerebral edema with loss of consciousness of 30 minutes or less** POA HAC HCC MCC CC/MCC Exc

Traumatic cerebral edema with brief loss of consciousness

7th S06.1X2 **Traumatic cerebral edema with loss of consciousness of 31 minutes to 59 minutes** POA HAC HCC MCC CC/MCC Exc

7th S06.1X3 **Traumatic cerebral edema with loss of consciousness of 1 hour to 5 hours 59 minutes** POA HAC HCC MCC CC/MCC Exc

7th S06.1X4 **Traumatic cerebral edema with loss of consciousness of 6 hours to 24 hours** POA HAC HCC MCC CC/MCC Exc

7th S06.1X5 **Traumatic cerebral edema with loss of consciousness greater than 24 hours with return to pre-existing conscious level** POA HAC HCC MCC CC/MCC Exc

7th S06.1X6 **Traumatic cerebral edema with loss of consciousness greater than 24 hours without return to pre-existing conscious level with patient surviving** POA HAC HCC MCC CC/MCC Exc

7th S06.1X7 **Traumatic cerebral edema with loss of consciousness of any duration with death due to brain injury prior to regaining consciousness** HAC MCC CC/MCC Exc

7th S06.1X8 **Traumatic cerebral edema with loss of consciousness of any duration with death due to other cause prior to regaining consciousness** HAC MCC CC/MCC Exc

7th S06.1XA **Traumatic cerebral edema with loss of consciousness status unknown** POA HAC HCC MCC CC/MCC Exc

AHA: Q4 2022

Traumatic cerebral edema NOS

7th S06.1X9 **Traumatic cerebral edema with loss of consciousness of unspecified duration** POA HAC HCC MCC CC/MCC Exc

5th S06.2 Diffuse traumatic brain injury

Diffuse axonal brain injury

Use additional code, if applicable, for traumatic brain compression or herniation (S06.A-)

EXCLUDES1 *traumatic diffuse cerebral edema (S06.1X-)*

6th S06.2X Diffuse traumatic brain injury

7th S06.2X0 Diffuse traumatic brain injury without loss of consciousness POA HCC CC/MCC Exc

7th S06.2X1 Diffuse traumatic brain injury with loss of consciousness of 30 minutes or less CC POA HAC HCC CC/MCC Exc

Diffuse traumatic brain injury with brief loss of consciousness

7th S06.2X2 Diffuse traumatic brain injury with loss of consciousness of 31 minutes to 59 minutes CC POA HAC HCC CC/MCC Exc

7th S06.2X3 Diffuse traumatic brain injury with loss of consciousness of 1 hour to 5 hours 59 minutes CC POA HAC HCC CC/MCC Exc

7th S06.2X4 Diffuse traumatic brain injury with loss of consciousness of 6 hours to 24 hours CC POA HAC HCC CC/MCC Exc

7th S06.2X5 Diffuse traumatic brain injury with loss of consciousness greater than 24 hours with return to pre-existing conscious levels CC POA HAC HCC CC/MCC Exc

7th S06.2X6 Diffuse traumatic brain injury with loss of consciousness greater than 24 hours without return to pre-existing conscious level with patient surviving POA HAC HCC MCC CC/MCC Exc

7th S06.2X7 Diffuse traumatic brain injury with loss of consciousness of any duration with death due to brain injury prior to regaining consciousness HAC MCC CC/MCC Exc

7th S06.2X8 Diffuse traumatic brain injury with loss of consciousness of any duration with death due to other cause prior to regaining consciousness HAC MCC CC/MCC Exc

7th S06.2XA Diffuse traumatic brain injury with loss of consciousness status unknown CC POA HAC HCC CC/MCC Exc

AHA: Q4 2022

Diffuse traumatic brain injury NOS

7th S06.2X9 Diffuse traumatic brain injury with loss of consciousness of unspecified duration CC POA HAC HCC CC/MCC Exc

5th S06.3 Focal traumatic brain injury

Use additional code, if applicable, for traumatic brain compression or herniation (S06.A-)

EXCLUDES2 *any condition classifiable to S06.4-S06.6*

focal cerebral edema (S06.1)

6th S06.30 Unspecified focal traumatic brain injury

7th S06.300 Unspecified focal traumatic brain injury without loss of consciousness POA HCC CC/MCC Exc

7th S06.301 Unspecified focal traumatic brain injury with loss of consciousness of 30 minutes or less CC POA HAC HCC CC/MCC Exc

Unspecified focal traumatic brain injury with brief loss of consciousness

7th S06.302 Unspecified focal traumatic brain injury with loss of consciousness of 31 minutes to 59 minutes CC POA HAC HCC CC/MCC Exc

7th S06.303 Unspecified focal traumatic brain injury with loss of consciousness of 1 hour to 5 hours 59 minutes CC POA HAC HCC CC/MCC Exc

7th S06.304 Unspecified focal traumatic brain injury with loss of consciousness of 6 hours to 24 hours CC POA HAC HCC CC/MCC Exc

7th S06.305 Unspecified focal traumatic brain injury with loss of consciousness greater than 24 hours with return to pre-existing conscious level CC POA HAC HCC CC/MCC Exc

7th S06.306 Unspecified focal traumatic brain injury with loss of consciousness greater than 24 hours without return to pre-existing conscious level with patient surviving POA HAC HCC MCC CC/MCC Exc

7th S06.307 Unspecified focal traumatic brain injury with loss of consciousness of any duration with death due to brain injury prior to regaining consciousness HAC MCC CC/MCC Exc

7th S06.308 Unspecified focal traumatic brain injury with loss of consciousness of any duration with death due to other cause prior to regaining consciousness HAC MCC CC/MCC Exc

7th S06.30A Unspecified focal traumatic brain injury with loss of consciousness status unknown CC POA HAC HCC CC/MCC Exc

AHA: Q4 2022

Unspecified focal traumatic brain injury NOS

7th S06.309 Unspecified focal traumatic brain injury with loss of consciousness of unspecified duration CC POA HAC HCC CC/MCC Exc

6th S06.31 Contusion and laceration of right cerebrum

7th S06.310 Contusion and laceration of right cerebrum without loss of consciousness POA HAC HCC MCC CC/MCC Exc

7th S06.311 Contusion and laceration of right cerebrum with loss of consciousness of 30 minutes or less POA HAC HCC MCC CC/MCC Exc

Contusion and laceration of right cerebrum with brief loss of consciousness

7th S06.312 Contusion and laceration of right cerebrum with loss of consciousness of 31 minutes to 59 minutes POA HAC HCC MCC CC/MCC Exc

7th S06.313 Contusion and laceration of right cerebrum with loss of consciousness of 1 hour to 5 hours 59 minutes POA HAC HCC MCC CC/MCC Exc

7th S06.314 Contusion and laceration of right cerebrum with loss of consciousness of 6 hours to 24 hours POA HAC HCC MCC CC/MCC Exc

7th S06.315 Contusion and laceration of right cerebrum with loss of consciousness greater than 24 hours with return to pre-existing conscious level POA HAC HCC MCC CC/MCC Exc

7th S06.316 Contusion and laceration of right cerebrum with loss of consciousness greater than 24 hours without return to pre-existing conscious level with patient surviving POA HAC HCC MCC CC/MCC Exc

7th S06.317 Contusion and laceration of right cerebrum with loss of consciousness of any duration with death due to brain injury prior to regaining consciousness HAC MCC CC/MCC Exc

7th S06.318 Contusion and laceration of right cerebrum with loss of consciousness of any duration with death due to other cause prior to regaining consciousness HAC MCC CC/MCC Exc

7th S06.31A Contusion and laceration of right cerebrum with loss of consciousness status unknown POA HAC HCC MCC CC/MCC Exc

AHA: Q4 2022

Contusion and laceration of right cerebrum NOS

7th S06.319 Contusion and laceration of right cerebrum with loss of consciousness of unspecified duration POA HAC HCC MCC CC/MCC Exc

6th S06.32 Contusion and laceration of left cerebrum

7th S06.320 Contusion and laceration of left cerebrum without loss of consciousness POA HAC HCC MCC CC/MCC Exc

7th S06.321 Contusion and laceration of left cerebrum with loss of consciousness of 30 minutes or less POA HAC HCC MCC CC/MCC Exc

Contusion and laceration of left cerebrum with brief loss of consciousness

7th S06.322 Contusion and laceration of left cerebrum with loss of consciousness of 31 minutes to 59 minutes POA HAC HCC MCC CC/MCC Exc

7th S06.323 Contusion and laceration of left cerebrum with loss of consciousness of 1 hour to 5 hours 59 minutes POA HAC HCC MCC CC/MCC Exc

7th S06.324 Contusion and laceration of left cerebrum with loss of consciousness of 6 hours to 24 hours POA HAC HCC MCC CC/MCC Exc

7th S06.325 Contusion and laceration of left cerebrum with loss of consciousness greater than 24 hours with return to pre-existing conscious level POA HAC HCC MCC CC/MCC Exc

7th S06.326 Contusion and laceration of left cerebrum with loss of consciousness greater than 24 hours without return to pre-existing conscious level with patient surviving POA HAC HCC MCC CC/MCC Exc

7th S06.327 Contusion and laceration of left cerebrum with loss of consciousness of any duration with death due to brain injury prior to regaining consciousness HAC MCC CC/MCC Exc

7th S06.328 Contusion and laceration of left cerebrum with loss of consciousness of any duration with death due to other cause prior to regaining consciousness HAC MCC CC/MCC Exc

7th S06.32A Contusion and laceration of left cerebrum with loss of consciousness status unknown POA HAC HCC MCC CC/MCC Exc

AHA: Q4 2022

Contusion and laceration of left cerebrum NOS

7th S06.329 Contusion and laceration of left cerebrum with loss of consciousness of unspecified duration POA HAC HCC MCC CC/MCC Exc

6th S06.33 Contusion and laceration of cerebrum, unspecified

7th S06.330 Contusion and laceration of cerebrum, unspecified, without loss of consciousness POA HAC HCC MCC CC/MCC Exc

7th S06.331 Contusion and laceration of cerebrum, unspecified, with loss of consciousness of 30 minutes or less POA HAC HCC MCC CC/MCC Exc

Contusion and laceration of cerebrum, unspecified, with brief loss of consciousness

7th S06.332 Contusion and laceration of cerebrum, unspecified, with loss of consciousness of 31 minutes to 59 minutes POA HAC HCC MCC CC/MCC Exc

7th S06.333 Contusion and laceration of cerebrum, unspecified, with loss of consciousness of 1 hour to 5 hours 59 minutes POA HAC HCC MCC CC/MCC Exc

7th S06.334 Contusion and laceration of cerebrum, unspecified, with loss of consciousness of 6 hours to 24 hours POA HAC HCC MCC CC/MCC Exc

7th S06.335 Contusion and laceration of cerebrum, unspecified, with loss of consciousness greater than 24 hours with return to pre-existing conscious level POA HAC HCC MCC CC/MCC Exc

7th S06.336 Contusion and laceration of cerebrum, unspecified, with loss of consciousness greater than 24 hours without return to pre-existing conscious level with patient surviving POA HAC HCC MCC CC/MCC Exc

7th S06.337 Contusion and laceration of cerebrum, unspecified, with loss of consciousness of any duration with death due to brain injury prior to regaining consciousness HAC MCC CC/MCC Exc

7th S06.338 Contusion and laceration of cerebrum, unspecified, with loss of consciousness of any duration with death due to other cause prior to regaining consciousness HAC MCC CC/MCC Exc

7th S06.33A Contusion and laceration of cerebrum, unspecified, with loss of consciousness status unknown POA HAC HCC MCC CC/MCC Exc

AHA: Q4 2022

Contusion and laceration of cerebrum NOS

7th S06.339 Contusion and laceration of cerebrum, unspecified, with loss of consciousness of unspecified duration POA HAC HCC MCC CC/MCC Exc

6th S06.34 Traumatic hemorrhage of right cerebrum

Traumatic intracerebral hemorrhage and hematoma of right cerebrum

7th S06.340 Traumatic hemorrhage of right cerebrum without loss of consciousness POA HAC HCC MCC CC/MCC Exc

AHA: Q3 2019, Q1 2015

7th S06.341 **Traumatic hemorrhage of right cerebrum with loss of consciousness of 30 minutes or less** POA HAC HCC MCC CC/MCC Exc

Traumatic hemorrhage of right cerebrum with brief loss of consciousness

7th S06.342 **Traumatic hemorrhage of right cerebrum with loss of consciousness of 31 minutes to 59 minutes** POA HAC HCC MCC CC/MCC Exc

7th S06.343 **Traumatic hemorrhage of right cerebrum with loss of consciousness of 1 hours to 5 hours 59 minutes** POA HAC HCC MCC CC/MCC Exc

7th S06.344 **Traumatic hemorrhage of right cerebrum with loss of consciousness of 6 hours to 24 hours** POA HAC HCC MCC CC/MCC Exc

7th S06.345 **Traumatic hemorrhage of right cerebrum with loss of consciousness greater than 24 hours with return to pre-existing conscious level** POA HAC HCC MCC CC/MCC Exc

7th S06.346 **Traumatic hemorrhage of right cerebrum with loss of consciousness greater than 24 hours without return to pre-existing conscious level with patient surviving** POA HAC HCC MCC CC/MCC Exc

7th S06.347 **Traumatic hemorrhage of right cerebrum with loss of consciousness of any duration with death due to brain injury prior to regaining consciousness** HAC MCC CC/MCC Exc

7th S06.348 **Traumatic hemorrhage of right cerebrum with loss of consciousness of any duration with death due to other cause prior to regaining consciousness** HAC MCC CC/MCC Exc

7th S06.34A **Traumatic hemorrhage of right cerebrum with loss of consciousness status unknown** POA HAC HCC MCC CC/MCC Exc

AHA: Q4 2022

Traumatic hemorrhage of right cerebrum NOS

7th S06.349 **Traumatic hemorrhage of right cerebrum with loss of consciousness of unspecified duration** POA HAC HCC MCC CC/MCC Exc

6th S06.35 **Traumatic hemorrhage of left cerebrum**

Traumatic intracerebral hemorrhage and hematoma of left cerebrum

7th S06.350 **Traumatic hemorrhage of left cerebrum without loss of consciousness** POA HAC HCC MCC CC/MCC Exc

7th S06.351 **Traumatic hemorrhage of left cerebrum with loss of consciousness of 30 minutes or less** POA HAC HCC MCC CC/MCC Exc

Traumatic hemorrhage of left cerebrum with brief loss of consciousness

7th S06.352 **Traumatic hemorrhage of left cerebrum with loss of consciousness of 31 minutes to 59 minutes** POA HAC HCC MCC CC/MCC Exc

7th S06.353 **Traumatic hemorrhage of left cerebrum with loss of consciousness of 1 hours to 5 hours 59 minutes** POA HAC HCC MCC CC/MCC Exc

7th S06.354 **Traumatic hemorrhage of left cerebrum with loss of consciousness of 6 hours to 24 hours** POA HAC HCC MCC CC/MCC Exc

7th S06.355 **Traumatic hemorrhage of left cerebrum with loss of consciousness greater than 24 hours with return to pre-existing conscious level** POA HAC HCC MCC CC/MCC Exc

7th S06.356 **Traumatic hemorrhage of left cerebrum with loss of consciousness greater than 24 hours without return to pre-existing conscious level with patient surviving** POA HAC HCC MCC CC/MCC Exc

7th S06.357 **Traumatic hemorrhage of left cerebrum with loss of consciousness of any duration with death due to brain injury prior to regaining consciousness** HAC MCC CC/MCC Exc

7th S06.358 **Traumatic hemorrhage of left cerebrum with loss of consciousness of any duration with death due to other cause prior to regaining consciousness** HAC MCC CC/MCC Exc

7th S06.35A **Traumatic hemorrhage of left cerebrum with loss of consciousness status unknown** POA HAC HCC MCC CC/MCC Exc

AHA: Q4 2022

Traumatic hemorrhage of left cerebrum NOS

7th S06.359 Traumatic hemorrhage of left cerebrum with loss of consciousness of unspecified duration POA HAC HCC MCC CC/MCC Exc

6th S06.36 Traumatic hemorrhage of cerebrum, unspecified

Traumatic intracerebral hemorrhage and hematoma, unspecified

7th S06.360 Traumatic hemorrhage of cerebrum, unspecified, without loss of consciousness POA HAC HCC MCC CC/MCC Exc

7th S06.361 Traumatic hemorrhage of cerebrum, unspecified, with loss of consciousness of 30 minutes or less POA HAC HCC MCC CC/MCC Exc

Traumatic hemorrhage of cerebrum, unspecified, with brief loss of consciousness

7th S06.362 Traumatic hemorrhage of cerebrum, unspecified, with loss of consciousness of 31 minutes to 59 minutes POA HAC HCC MCC CC/MCC Exc

7th S06.363 Traumatic hemorrhage of cerebrum, unspecified, with loss of consciousness of 1 hours to 5 hours 59 minutes POA HAC HCC MCC CC/MCC Exc

7th S06.364 Traumatic hemorrhage of cerebrum, unspecified, with loss of consciousness of 6 hours to 24 hours POA HAC HCC MCC CC/MCC Exc

7th S06.365 Traumatic hemorrhage of cerebrum, unspecified, with loss of consciousness greater than 24 hours with return to pre-existing conscious level POA HAC HCC MCC CC/MCC Exc

7th S06.366 Traumatic hemorrhage of cerebrum, unspecified, with loss of consciousness greater than 24 hours without return to pre-existing conscious level with patient surviving POA HAC HCC MCC CC/MCC Exc

7th S06.367 Traumatic hemorrhage of cerebrum, unspecified, with loss of consciousness of any duration with death due to brain injury prior to regaining consciousness HAC MCC CC/MCC Exc

7th S06.368 Traumatic hemorrhage of cerebrum, unspecified, with loss of consciousness of any duration with death due to other cause prior to regaining consciousness HAC MCC CC/MCC Exc

7th S06.36A Traumatic hemorrhage of cerebrum, unspecified, with loss of consciousness status unknown POA HAC HCC MCC CC/MCC Exc

AHA: Q4 2022

Traumatic hemorrhage of cerebrum NOS

7th S06.369 Traumatic hemorrhage of cerebrum, unspecified, with loss of consciousness of unspecified duration POA HAC HCC MCC CC/MCC Exc

6th S06.37 Contusion, laceration, and hemorrhage of cerebellum

7th S06.370 Contusion, laceration, and hemorrhage of cerebellum without loss of consciousness POA HAC HCC MCC CC/MCC Exc

7th S06.371 Contusion, laceration, and hemorrhage of cerebellum with loss of consciousness of 30 minutes or less CC POA HAC HCC CC/MCC Exc

Contusion, laceration, and hemorrhage of cerebellum with brief loss of consciousness

7th S06.372 Contusion, laceration, and hemorrhage of cerebellum with loss of consciousness of 31 minutes to 59 minutes CC POA HAC HCC CC/MCC Exc

7th S06.373 Contusion, laceration, and hemorrhage of cerebellum with loss of consciousness of 1 hour to 5 hours 59 minutes CC POA HAC HCC CC/MCC Exc

7th S06.374 Contusion, laceration, and hemorrhage of cerebellum with loss of consciousness of 6 hours to 24 hours CC POA HAC HCC CC/MCC Exc

7th S06.375 Contusion, laceration, and hemorrhage of cerebellum with loss of consciousness greater than 24 hours with return to pre-existing conscious level CC POA HAC HCC CC/MCC Exc

7th S06.376 Contusion, laceration, and hemorrhage of cerebellum with loss of consciousness greater than 24 hours without return to pre-existing conscious level with patient surviving POA HAC HCC MCC CC/MCC Exc

7th S06.377 Contusion, laceration, and hemorrhage of cerebellum with loss of consciousness of any duration with death due to brain injury prior to regaining consciousness HAC MCC CC/MCC Exc

7th S06.378 Contusion, laceration, and hemorrhage of cerebellum with loss of consciousness of any duration with death due to other cause prior to regaining consciousness HAC MCC CC/MCC Exc

7th S06.37A Contusion, laceration, and hemorrhage of cerebellum with loss of consciousness status unknown POA HAC HCC MCC CC/MCC Exc

AHA: Q4 2022

Contusion, laceration, and hemorrhage of cerebellum NOS

7th S06.379 Contusion, laceration, and hemorrhage of cerebellum with loss of consciousness of unspecified duration CC POA HAC HCC CC/MCC Exc

6th S06.38 Contusion, laceration, and hemorrhage of brainstem

7th S06.380 Contusion, laceration, and hemorrhage of brainstem without loss of consciousness POA HAC HCC MCC CC/MCC Exc

7th S06.381 Contusion, laceration, and hemorrhage of brainstem with loss of consciousness of 30 minutes or less CC POA HAC HCC CC/MCC Exc

Contusion, laceration, and hemorrhage of brainstem with brief loss of consciousness

7th S06.382 Contusion, laceration, and hemorrhage of brainstem with loss of consciousness of 31 minutes to 59 minutes CC POA HAC HCC CC/MCC Exc

7th S06.383 Contusion, laceration, and hemorrhage of brainstem with loss of consciousness of 1 hour to 5 hours 59 minutes CC POA HAC HCC CC/MCC Exc

7th S06.384 Contusion, laceration, and hemorrhage of brainstem with loss of consciousness of 6 hours to 24 hours CC POA HAC HCC CC/MCC Exc

7th S06.385 Contusion, laceration, and hemorrhage of brainstem with loss of consciousness greater than 24 hours with return to pre-existing conscious level CC POA HAC HCC CC/MCC Exc

7th S06.386 Contusion, laceration, and hemorrhage of brainstem with loss of consciousness greater than 24 hours without return to pre-existing conscious level with patient surviving POA HAC HCC MCC CC/MCC Exc

7th S06.387 Contusion, laceration, and hemorrhage of brainstem with loss of consciousness of any duration with death due to brain injury prior to regaining consciousness HAC MCC CC/MCC Exc

7th S06.388 Contusion, laceration, and hemorrhage of brainstem with loss of consciousness of any duration with death due to other cause prior to regaining consciousness HAC MCC CC/MCC Exc

7th S06.38A Contusion, laceration, and hemorrhage of brainstem with loss of consciousness status unknown POA HAC HCC MCC CC/MCC Exc

AHA: Q4 2022

Contusion, laceration, and hemorrhage of brainstem NOS

7th S06.389 Contusion, laceration, and hemorrhage of brainstem with loss of consciousness of unspecified duration CC POA HAC HCC CC/MCC Exc

5th S06.4 Epidural hemorrhage

Extradural hemorrhage NOS

Extradural hemorrhage (traumatic)

6th S06.4X Epidural hemorrhage

7th S06.4X0 Epidural hemorrhage without loss of consciousness POA HAC HCC MCC CC/MCC Exc

7th S06.4X1 Epidural hemorrhage with loss of consciousness of 30 minutes or less POA HAC HCC MCC CC/MCC Exc

Epidural hemorrhage with brief loss of consciousness

7th S06.4X2 Epidural hemorrhage with loss of consciousness of 31 minutes to 59 minutes POA HAC HCC MCC CC/MCC Exc

7th S06.4X3 Epidural hemorrhage with loss of consciousness of 1 hour to 5 hours 59 minutes POA HAC HCC MCC CC/MCC Exc

7th S06.4X4 Epidural hemorrhage with loss of consciousness of 6 hours to 24 hours POA HAC HCC MCC CC/MCC Exc

7th S06.4X5 Epidural hemorrhage with loss of consciousness greater than 24 hours with return to pre-existing conscious level POA HAC HCC MCC CC/MCC Exc

7th S06.4X6 Epidural hemorrhage with loss of consciousness greater than 24 hours without return to pre-existing conscious level with patient surviving POA HAC HCC MCC CC/MCC Exc

7th S06.4X7 Epidural hemorrhage with loss of consciousness of any duration with death due to brain injury prior to regaining consciousness HAC MCC CC/MCC Exc

7th S06.4X8 Epidural hemorrhage with loss of consciousness of any duration with death due to other causes prior to regaining consciousness HAC MCC CC/MCC Exc

7th S06.4XA Epidural hemorrhage with loss of consciousness status unknown POA HAC HCC MCC CC/MCC Exc

AHA: Q4 2022

Epidural hemorrhage NOS

7th S06.4X9 Epidural hemorrhage with loss of consciousness of unspecified duration POA HAC HCC MCC CC/MCC Exc

5th S06.5 Traumatic subdural hemorrhage

Use additional code, if applicable, for traumatic brain compression or herniation (S06.A-)

6th S06.5X Traumatic subdural hemorrhage

7th S06.5X0 Traumatic subdural hemorrhage without loss of consciousness POA HAC HCC MCC CC/MCC Exc

AHA: Q1 2021, Q2 2018, Q3 2015

7th S06.5X1 Traumatic subdural hemorrhage with loss of consciousness of 30 minutes or less POA HAC HCC MCC CC/MCC Exc

Traumatic subdural hemorrhage with brief loss of consciousness

7th S06.5X2 Traumatic subdural hemorrhage with loss of consciousness of 31 minutes to 59 minutes POA HAC HCC MCC CC/MCC Exc

7th S06.5X3 Traumatic subdural hemorrhage with loss of consciousness of 1 hour to 5 hours 59 minutes POA HAC HCC MCC CC/MCC Exc

7th S06.5X4 Traumatic subdural hemorrhage with loss of consciousness of 6 hours to 24 hours POA HAC HCC MCC CC/MCC Exc

7th S06.5X5 Traumatic subdural hemorrhage with loss of consciousness greater than 24 hours with return to pre-existing conscious level POA HAC HCC MCC CC/MCC Exc

7th S06.5X6 Traumatic subdural hemorrhage with loss of consciousness greater than 24 hours without return to pre-existing conscious level with patient surviving POA HAC HCC MCC CC/MCC Exc

AHA: Q2 2021

7th S06.5X7 Traumatic subdural hemorrhage with loss of consciousness of any duration with death due to brain injury before regaining consciousness HAC MCC CC/MCC Exc

7th S06.5X8 Traumatic subdural hemorrhage with loss of consciousness of any duration with death due to other cause before regaining consciousness HAC MCC CC/MCC Exc

7th S06.5XA Traumatic subdural hemorrhage with loss of consciousness status unknown POA HAC HCC MCC CC/MCC Exc

AHA: Q4 2022

Traumatic subdural hemorrhage NOS

7th S06.5X9 Traumatic subdural hemorrhage with loss of consciousness of unspecified duration POA HAC HCC MCC CC/MCC Exc

5th S06.6 Traumatic subarachnoid hemorrhage

Use additional code, if applicable, for traumatic brain compression or herniation (S06.A-)

6th S06.6X Traumatic subarachnoid hemorrhage

7th S06.6X0 Traumatic subarachnoid hemorrhage without loss of consciousness POA HAC HCC MCC CC/MCC Exc

AHA: Q3 2015

7th S06.6X1 Traumatic subarachnoid hemorrhage with loss of consciousness of 30 minutes or less POA HAC HCC MCC CC/MCC Exc

Traumatic subarachnoid hemorrhage with brief loss of consciousness

7th S06.6X2 Traumatic subarachnoid hemorrhage with loss of consciousness of 31 minutes to 59 minutes POA HAC HCC MCC CC/MCC Exc

7th S06.6X3 Traumatic subarachnoid hemorrhage with loss of consciousness of 1 hour to 5 hours 59 minutes POA HAC HCC MCC CC/MCC Exc

7th S06.6X4 Traumatic subarachnoid hemorrhage with loss of consciousness of 6 hours to 24 hours POA HAC HCC MCC CC/MCC Exc

7th S06.6X5 Traumatic subarachnoid hemorrhage with loss of consciousness greater than 24 hours with return to pre-existing conscious level POA HAC HCC MCC CC/MCC Exc

7th S06.6X6 Traumatic subarachnoid hemorrhage with loss of consciousness greater than 24 hours without return to pre-existing conscious level with patient surviving POA HAC HCC MCC CC/MCC Exc

AHA: Q2 2021

7th S06.6X7 Traumatic subarachnoid hemorrhage with loss of consciousness of any duration with death due to brain injury prior to regaining consciousness HAC MCC CC/MCC Exc

7th S06.6X8 Traumatic subarachnoid hemorrhage with loss of consciousness of any duration with death due to other cause prior to regaining consciousness HAC MCC CC/MCC Exc

7th S06.6XA Traumatic subarachnoid hemorrhage with loss of consciousness status unknown POA HAC HCC MCC CC/MCC Exc

AHA: Q4 2022

Traumatic subarachnoid hemorrhage NOS

7th S06.6X9 Traumatic subarachnoid hemorrhage with loss of consciousness of unspecified duration POA HAC HCC MCC CC/MCC Exc

5th S06.8 Other specified intracranial injuries

6th S06.81 Injury of right internal carotid artery, intracranial portion, not elsewhere classified

- 7th S06.810 Injury of right internal carotid artery, intracranial portion, not elsewhere classified without loss of consciousness POA HCC CC/MCC Exc
- 7th S06.811 Injury of right internal carotid artery, intracranial portion, not elsewhere classified with loss of consciousness of 30 minutes or less CC POA HAC HCC CC/MCC Exc

  Injury of right internal carotid artery, intracranial portion, not elsewhere classified with brief loss of consciousness
- 7th S06.812 Injury of right internal carotid artery, intracranial portion, not elsewhere classified with loss of consciousness of 31 minutes to 59 minutes CC POA HAC HCC CC/MCC Exc
- 7th S06.813 Injury of right internal carotid artery, intracranial portion, not elsewhere classified with loss of consciousness of 1 hour to 5 hours 59 minutes CC POA HAC HCC CC/MCC Exc
- 7th S06.814 Injury of right internal carotid artery, intracranial portion, not elsewhere classified with loss of consciousness of 6 hours to 24 hours CC POA HAC HCC CC/MCC Exc
- 7th S06.815 Injury of right internal carotid artery, intracranial portion, not elsewhere classified with loss of consciousness greater than 24 hours with return to pre-existing conscious level CC POA HAC HCC CC/MCC Exc
- 7th S06.816 Injury of right internal carotid artery, intracranial portion, not elsewhere classified with loss of consciousness greater than 24 hours without return to pre-existing conscious level with patient surviving POA HAC HCC MCC CC/MCC Exc
- 7th S06.817 Injury of right internal carotid artery, intracranial portion, not elsewhere classified with loss of consciousness of any duration with death due to brain injury prior to regaining consciousness HAC MCC CC/MCC Exc
- 7th S06.818 Injury of right internal carotid artery, intracranial portion, not elsewhere classified with loss of consciousness of any duration with death due to other cause prior to regaining consciousness HAC MCC CC/MCC Exc
- 7th S06.81A Injury of right internal carotid artery, intracranial portion, not elsewhere classified with loss of consciousness status unknown CC POA HAC HCC CC/MCC Exc

  AHA: Q4 2022

  Injury of right internal carotid artery, intracranial portion, not elsewhere classified NOS
- 7th S06.819 Injury of right internal carotid artery, intracranial portion, not elsewhere classified with loss of consciousness of unspecified duration CC POA HAC HCC CC/MCC Exc

6th S06.82 Injury of left internal carotid artery, intracranial portion, not elsewhere classified

7th S06.820 Injury of left internal carotid artery, intracranial portion, not elsewhere classified without loss of consciousness POA HCC CC/MCC Exc

7th S06.821 Injury of left internal carotid artery, intracranial portion, not elsewhere classified with loss of consciousness of 30 minutes or less CC POA HAC HCC CC/MCC Exc

Injury of left internal carotid artery, intracranial portion, not elsewhere classified with brief loss of consciousness

7th S06.822 Injury of left internal carotid artery, intracranial portion, not elsewhere classified with loss of consciousness of 31 minutes to 59 minutes CC POA HAC HCC CC/MCC Exc

7th S06.823 Injury of left internal carotid artery, intracranial portion, not elsewhere classified with loss of consciousness of 1 hour to 5 hours 59 minutes CC POA HAC HCC CC/MCC Exc

7th S06.824 Injury of left internal carotid artery, intracranial portion, not elsewhere classified with loss of consciousness of 6 hours to 24 hours CC POA HAC HCC CC/MCC Exc

7th S06.825 Injury of left internal carotid artery, intracranial portion, not elsewhere classified with loss of consciousness greater than 24 hours with return to pre-existing conscious level CC POA HAC HCC CC/MCC Exc

7th S06.826 Injury of left internal carotid artery, intracranial portion, not elsewhere classified with loss of consciousness greater than 24 hours without return to pre-existing conscious level with patient surviving POA HAC HCC MCC CC/MCC Exc

7th S06.827 Injury of left internal carotid artery, intracranial portion, not elsewhere classified with loss of consciousness of any duration with death due to brain injury prior to regaining consciousness HAC MCC CC/MCC Exc

7th S06.828 Injury of left internal carotid artery, intracranial portion, not elsewhere classified with loss of consciousness of any duration with death due to other cause prior to regaining consciousness HAC MCC CC/MCC Exc

7th S06.82A Injury of left internal carotid artery, intracranial portion, not elsewhere classified with loss of consciousness status unknown CC POA HAC HCC CC/MCC Exc

AHA: Q4 2022

Injury of left internal carotid artery, intracranial portion, not elsewhere classified NOS

7th S06.829 Injury of left internal carotid artery, intracranial portion, not elsewhere classified with loss of consciousness of unspecified duration CC POA HAC HCC CC/MCC Exc

6th S06.8A Primary blast injury of brain, not elsewhere classified

Code also, if applicable, focal traumatic brain injury (S06.3-)

EXCLUDES2 *traumatic cerebral edema (S06.1)*

7th S06.8A0 Primary blast injury of brain, not elsewhere classified without loss of consciousness CC POA HAC HCC CC/MCC Exc

AHA: Q4 2022

7th S06.8A1 Primary blast injury of brain, not elsewhere classified with loss of consciousness of 30 minutes or less CC POA HAC HCC CC/MCC Exc

AHA: Q4 2022

Primary blast injury of brain, not elsewhere classified with brief loss of consciousness

7th S06.8A2 Primary blast injury of brain, not elsewhere classified with loss of consciousness of 31 minutes to 59 minutes CC POA HAC HCC CC/MCC Exc

AHA: Q4 2022

7th S06.8A3 Primary blast injury of brain, not elsewhere classified with loss of consciousness of 1 hour to 5 hours 59 minutes CC POA HAC HCC CC/MCC Exc

AHA: Q4 2022

7th S06.8A4 Primary blast injury of brain, not elsewhere classified with loss of consciousness of 6 hours to 24 hours CC POA HAC HCC CC/MCC Exc

AHA: Q4 2022

7th S06.8A5 Primary blast injury of brain, not elsewhere classified with loss of consciousness greater than 24 hours with return to pre-existing conscious level CC POA HAC HCC CC/MCC Exc

AHA: Q4 2022

7th S06.8A6 Primary blast injury of brain, not elsewhere classified with loss of consciousness greater than 24 hours without return to pre-existing conscious level with patient surviving POA HAC HCC MCC CC/MCC Exc

AHA: Q4 2022

7th S06.8A7 Primary blast injury of brain, not elsewhere classified with loss of consciousness of any duration with death due to brain injury prior to regaining consciousness HAC MCC CC/MCC Exc

AHA: Q4 2022

7th S06.8A8 Primary blast injury of brain, not elsewhere classified with loss of consciousness of any duration with death due to other cause prior to regaining consciousness HAC MCC CC/MCC Exc

AHA: Q4 2022

7th S06.8AA Primary blast injury of brain, not elsewhere classified with loss of consciousness status unknown CC POA HAC HCC CC/MCC Exc

AHA: Q4 2022

Primary blast injury of brain NOS

7th S06.8A9 Primary blast injury of brain, not elsewhere classified with loss of consciousness of unspecified duration CC POA HAC HCC CC/MCC Exc

AHA: Q4 2022

6th S06.89 Other specified intracranial injury

EXCLUDES1 *concussion (S06.0X-)*

7th S06.890 **Other specified intracranial injury without loss of consciousness** POA HCC CC/MCC Exc

AHA: Q2 2024

7th S06.891 **Other specified intracranial injury with loss of consciousness of 30 minutes or less** CC POA HAC HCC CC/MCC Exc

Other specified intracranial injury with brief loss of consciousness

7th S06.892 **Other specified intracranial injury with loss of consciousness of 31 minutes to 59 minutes** CC POA HAC HCC CC/MCC Exc

7th S06.893 **Other specified intracranial injury with loss of consciousness of 1 hour to 5 hours 59 minutes** CC POA HAC HCC CC/MCC Exc

7th S06.894 **Other specified intracranial injury with loss of consciousness of 6 hours to 24 hours** CC POA HAC HCC CC/MCC Exc

7th S06.895 **Other specified intracranial injury with loss of consciousness greater than 24 hours with return to pre-existing conscious level** CC POA HAC HCC CC/MCC Exc

7th S06.896 **Other specified intracranial injury with loss of consciousness greater than 24 hours without return to pre-existing conscious level with patient surviving** POA HAC HCC MCC CC/MCC Exc

7th S06.897 **Other specified intracranial injury with loss of consciousness of any duration with death due to brain injury prior to regaining consciousness** HAC MCC CC/MCC Exc

7th S06.898 **Other specified intracranial injury with loss of consciousness of any duration with death due to other cause prior to regaining consciousness** HAC MCC CC/MCC Exc

7th S06.89A **Other specified intracranial injury with loss of consciousness status unknown** CC POA HAC HCC CC/MCC Exc

AHA: Q4 2022

7th S06.899 **Other specified intracranial injury with loss of consciousness of unspecified duration** CC POA HAC HCC CC/MCC Exc

5th S06.9 **Unspecified intracranial injury**

Brain injury NOS

Head injury NOS with loss of consciousness

Traumatic brain injury NOS

EXCLUDES1 *conditions classifiable to S06.0- to S06.8-code to specified intracranial injury*

head injury NOS (S09.90)

6th S06.9X Unspecified intracranial injury

7th S06.9X0 Unspecified intracranial injury without loss of consciousness POA HCC CC/MCC Exc

AHA: Q2 2020

7th S06.9X1 Unspecified intracranial injury with loss of consciousness of 30 minutes or less CC POA HAC HCC CC/MCC Exc

Unspecified intracranial injury with brief loss of consciousness

7th S06.9X2 Unspecified intracranial injury with loss of consciousness of 31 minutes to 59 minutes CC POA HAC HCC CC/MCC Exc

7th S06.9X3 Unspecified intracranial injury with loss of consciousness of 1 hour to 5 hours 59 minutes CC POA HAC HCC CC/MCC Exc

7th S06.9X4 Unspecified intracranial injury with loss of consciousness of 6 hours to 24 hours CC POA HAC HCC CC/MCC Exc

7th S06.9X5 Unspecified intracranial injury with loss of consciousness greater than 24 hours with return to pre-existing conscious level CC POA HAC HCC CC/MCC Exc

7th S06.9X6 Unspecified intracranial injury with loss of consciousness greater than 24 hours without return to pre-existing conscious level with patient surviving POA HAC HCC MCC CC/MCC Exc

7th S06.9X7 Unspecified intracranial injury with loss of consciousness of any duration with death due to brain injury prior to regaining consciousness HAC MCC CC/MCC Exc

7th S06.9X8 Unspecified intracranial injury with loss of consciousness of any duration with death due to other cause prior to regaining consciousness HAC MCC CC/MCC Exc

7th S06.9XA Unspecified intracranial injury with loss of consciousness status unknown CC POA HAC HCC CC/MCC Exc

AHA: Q4 2022

7th S06.9X9 Unspecified intracranial injury with loss of consciousness of unspecified duration CC POA HAC HCC CC/MCC Exc

5th S06.A Traumatic brain compression and herniation

Traumatic cerebral compression

Code first the underlying traumatic brain injury, such as:

diffuse traumatic brain injury (S06.2-)

focal traumatic brain injury (S06.3-)

traumatic subdural hemorrhage (S06.5-)

traumatic subarachnoid hemorrhage (S06.6-)

S06.A0 **Traumatic brain compression without herniation** POA HCC MCC PDxIn CC/MCC Exc

Traumatic brain compression NOS

Traumatic cerebral compression NOS

S06.A1 **Traumatic brain compression with herniation** POA HCC MCC PDxIn CC/MCC Exc

Traumatic brain herniation

Traumatic brainstem compression with herniation

Traumatic cerebellar compression with herniation

Traumatic cerebral compression with herniation

4th S07 **Crushing injury of head**

Use additional code for all associated injuries, such as:

intracranial injuries (S06.-)

skull fractures (S02.-)

The appropriate 7th character is to be added to each code from category S07

A = initial encounter

D = subsequent encounter

S = sequela

S07.0 **Crushing injury of face** CC POA HAC CC/MCC Exc

S07.1 **Crushing injury of skull** CC POA HAC CC/MCC Exc

S07.8 **Crushing injury of other parts of head** CC POA HAC CC/MCC Exc

S07.9 **Crushing injury of head, part unspecified** CC POA HAC CC/MCC Exc

4th S08 **Avulsion and traumatic amputation of part of head**

An amputation not identified as partial or complete should be coded to complete

The appropriate 7th character is to be added to each code from category S08

A = initial encounter

D = subsequent encounter

S = sequela

- S08.0 Avulsion of scalp POA
- S08.1 Traumatic amputation of ear
  - S08.11 Complete traumatic amputation of ear
    - S08.111 Complete traumatic amputation of right ear POA CC/MCC Exc
    - S08.112 Complete traumatic amputation of left ear POA CC/MCC Exc
    - S08.119 Complete traumatic amputation of unspecified ear POA CC/MCC Exc
  - S08.12 Partial traumatic amputation of ear
    - S08.121 Partial traumatic amputation of right ear POA CC/MCC Exc
    - S08.122 Partial traumatic amputation of left ear POA CC/MCC Exc
    - S08.129 Partial traumatic amputation of unspecified ear POA CC/MCC Exc
- S08.8 Traumatic amputation of other parts of head
  - S08.81 Traumatic amputation of nose
    - S08.811 Complete traumatic amputation of nose POA
    - S08.812 Partial traumatic amputation of nose POA
  - S08.89 Traumatic amputation of other parts of head POA CC/MCC Exc

S09 Other and unspecified injuries of head

The appropriate 7th character is to be added to each code from category S09

A = initial encounter

D = subsequent encounter

S = sequela

- S09.0 Injury of blood vessels of head, not elsewhere classified CC POA CC/MCC Exc

  EXCLUDES1 *injury of cerebral blood vessels (S06.-)*

  injury of precerebral blood vessels (S15.-)

- S09.1 Injury of muscle and tendon of head

  Code also any associated open wound (S01.-)

  EXCLUDES2 *sprain to joints and ligament of head (S03.9)*

- S09.10 **Unspecified injury of muscle and tendon of head** POA CC/MCC Exc
  - Injury of muscle and tendon of head NOS
- S09.11 **Strain of muscle and tendon of head** POA CC/MCC Exc
- S09.12 **Laceration of muscle and tendon of head** POA CC/MCC Exc
- S09.19 **Other specified injury of muscle and tendon of head** POA CC/MCC Exc

- S09.2 **Traumatic rupture of ear drum**
  - EXCLUDES1 *traumatic rupture of ear drum due to blast injury (S09.31-)*
  - S09.20 **Traumatic rupture of unspecified ear drum** CC POA CC/MCC Exc
  - S09.21 **Traumatic rupture of right ear drum** CC POA CC/MCC Exc
  - S09.22 **Traumatic rupture of left ear drum** CC POA CC/MCC Exc
- S09.3 **Other specified and unspecified injury of middle and inner ear**
  - EXCLUDES1 *injury to ear NOS (S09.91-)*
  - EXCLUDES2 *injury to external ear (S00.4-, S01.3-, S08.1-)*
  - S09.30 **Unspecified injury of middle and inner ear**
    - S09.301 **Unspecified injury of right middle and inner ear** CC POA CC/MCC Exc
    - S09.302 **Unspecified injury of left middle and inner ear** CC POA CC/MCC Exc
    - S09.309 **Unspecified injury of unspecified middle and inner ear** CC POA CC/MCC Exc
  - S09.31 **Primary blast injury of ear**
    - Blast injury of ear NOS
    - S09.311 **Primary blast injury of right ear** CC POA CC/MCC Exc
    - S09.312 **Primary blast injury of left ear** CC POA CC/MCC Exc
    - S09.313 **Primary blast injury of ear, bilateral** CC POA CC/MCC Exc
    - S09.319 **Primary blast injury of unspecified ear** CC POA CC/MCC Exc
  - S09.39 **Other specified injury of middle and inner ear**
    - Secondary blast injury to ear

7th S09.391 Other specified injury of right middle and inner ear CC POA CC/MCC Exc

7th S09.392 Other specified injury of left middle and inner ear CC POA CC/MCC Exc

7th S09.399 Other specified injury of unspecified middle and inner ear CC POA CC/MCC Exc

x7th S09.8 Other specified injuries of head POA CC/MCC Exc

5th S09.9 Unspecified injury of face and head

x7th S09.90 Unspecified injury of head POA CC/MCC Exc

Head injury NOS

EXCLUDES1 *brain injury NOS (S06.9-)*

head injury NOS with loss of consciousness (S06.9-)

intracranial injury NOS (S06.9-)

x7th S09.91 Unspecified injury of ear POA CC/MCC Exc

Injury of ear NOS

x7th S09.92 Unspecified injury of nose POA CC/MCC Exc

Injury of nose NOS

x7th S09.93 Unspecified injury of face POA CC/MCC Exc

Injury of face NOS

Injuries to the neck (S10-S19)

INCLUDES *injuries of nape*
injuries of supraclavicular region
injuries of throat

EXCLUDES2 *burns and corrosions (T20-T32)*
effects of foreign body in esophagus (T18.1)
effects of foreign body in larynx (T17.3)
effects of foreign body in pharynx (T17.2)
effects of foreign body in trachea (T17.4)
frostbite (T33-T34)
insect bite or sting, venomous (T63.4)

4th **S10 Superficial injury of neck**

The appropriate 7th character is to be added to each code from category S10

A = initial encounter
D = subsequent encounter
S = sequela

7th **S10.0 Contusion of throat** POA

Contusion of cervical esophagus
Contusion of larynx
Contusion of pharynx
Contusion of trachea

5th S10.1 Other and unspecified superficial injuries of throat

- x7th S10.10 Unspecified superficial injuries of throat POA
- x7th S10.11 Abrasion of throat POA
- x7th S10.12 Blister (nonthermal) of throat POA
- x7th S10.14 External constriction of part of throat POA
- x7th S10.15 Superficial foreign body of throat POA

  Splinter in the throat
- x7th S10.16 Insect bite (nonvenomous) of throat POA
- x7th S10.17 Other superficial bite of throat POA

  EXCLUDES1 *open bite of throat (S11.85)*

5th S10.8 Superficial injury of other specified parts of neck

- x7th S10.80 Unspecified superficial injury of other specified part of neck POA
- x7th S10.81 Abrasion of other specified part of neck POA
- x7th S10.82 Blister (nonthermal) of other specified part of neck POA
- x7th S10.83 Contusion of other specified part of neck POA
- x7th S10.84 External constriction of other specified part of neck POA
- x7th S10.85 Superficial foreign body of other specified part of neck POA

  Splinter in other specified part of neck
- x7th S10.86 Insect bite of other specified part of neck POA
- x7th S10.87 Other superficial bite of other specified part of neck POA

  EXCLUDES1 *open bite of other specified parts of neck (S11.85)*

5th S10.9 Superficial injury of unspecified part of neck

- x7th S10.90 Unspecified superficial injury of unspecified part of neck POA
- x7th S10.91 Abrasion of unspecified part of neck POA
- x7th S10.92 Blister (nonthermal) of unspecified part of neck POA
- x7th S10.93 Contusion of unspecified part of neck POA
- x7th S10.94 External constriction of unspecified part of neck POA
- x7th S10.95 Superficial foreign body of unspecified part of neck POA
- x7th S10.96 Insect bite of unspecified part of neck POA
- x7th S10.97 Other superficial bite of unspecified part of neck POA

4th S11 Open wound of neck

Code also any associated:

spinal cord injury (S14.0, S14.1-)

wound infection

EXCLUDES2 *open fracture of vertebra (S12.- with 7th character B)*

The appropriate 7th character is to be added to each code from category S11

A = initial encounter

D = subsequent encounter

5th S11.0 Open wound of larynx and trachea

6th S11.01 Open wound of larynx

EXCLUDES2 *open wound of vocal cord (S11.03)*

7th S11.011 Laceration without foreign body of larynx POA MCC CC/MCC Exc

7th S11.012 Laceration with foreign body of larynx POA MCC CC/MCC Exc

7th S11.013 Puncture wound without foreign body of larynx POA MCC CC/MCC Exc

7th S11.014 Puncture wound with foreign body of larynx POA MCC CC/MCC Exc

7th S11.015 Open bite of larynx POA MCC CC/MCC Exc

Bite of larynx NOS

7th S11.019 Unspecified open wound of larynx POA MCC CC/MCC Exc

6th S11.02 Open wound of trachea

Open wound of cervical trachea

Open wound of trachea NOS

EXCLUDES2 *open wound of thoracic trachea (S27.5-)*

7th S11.021 Laceration without foreign body of trachea POA MCC CC/MCC Exc

7th S11.022 Laceration with foreign body of trachea POA MCC CC/MCC Exc

7th S11.023 Puncture wound without foreign body of trachea POA MCC CC/MCC Exc

7th S11.024 Puncture wound with foreign body of trachea POA MCC CC/MCC Exc

7th S11.025 Open bite of trachea POA MCC CC/MCC Exc

Bite of trachea NOS

7th S11.029 Unspecified open wound of trachea POA MCC CC/MCC Exc

6th S11.03 Open wound of vocal cord

7th S11.031 Laceration without foreign body of vocal cord POA MCC CC/MCC Exc

7th S11.032 Laceration with foreign body of vocal cord POA MCC CC/MCC Exc

7th S11.033 Puncture wound without foreign body of vocal cord POA MCC CC/MCC Exc

7th S11.034 Puncture wound with foreign body of vocal cord POA MCC CC/MCC Exc

7th S11.035 Open bite of vocal cord POA MCC CC/MCC Exc

Bite of vocal cord NOS

7th S11.039 Unspecified open wound of vocal cord POA MCC CC/MCC Exc

5th S11.1 Open wound of thyroid gland

x7th S11.10 Unspecified open wound of thyroid gland CC POA CC/MCC Exc

x7th S11.11 Laceration without foreign body of thyroid gland CC POA CC/MCC Exc

x7th S11.12 Laceration with foreign body of thyroid gland CC POA CC/MCC Exc

x7th S11.13 Puncture wound without foreign body of thyroid gland CC POA CC/MCC Exc

x7th S11.14 Puncture wound with foreign body of thyroid gland CC POA CC/MCC Exc

x7th S11.15 Open bite of thyroid gland CC POA CC/MCC Exc

Bite of thyroid gland NOS

5th S11.2 Open wound of pharynx and cervical esophagus

EXCLUDES1 *open wound of esophagus NOS (S27.8-)*

- 7th S11.20 Unspecified open wound of pharynx and cervical esophagus CC POA CC/MCC Exc
- 7th S11.21 Laceration without foreign body of pharynx and cervical esophagus CC POA CC/MCC Exc
- 7th S11.22 Laceration with foreign body of pharynx and cervical esophagus CC POA CC/MCC Exc
- 7th S11.23 Puncture wound without foreign body of pharynx and cervical esophagus CC POA CC/MCC Exc
- 7th S11.24 Puncture wound with foreign body of pharynx and cervical esophagus CC POA CC/MCC Exc
- 7th S11.25 Open bite of pharynx and cervical esophagus CC POA CC/MCC Exc

  Bite of pharynx and cervical esophagus NOS

5th S11.8 Open wound of other specified parts of neck

- 7th S11.80 Unspecified open wound of other specified part of neck POA CC/MCC Exc
- 7th S11.81 Laceration without foreign body of other specified part of neck POA CC/MCC Exc
- 7th S11.82 Laceration with foreign body of other specified part of neck POA CC/MCC Exc
- 7th S11.83 Puncture wound without foreign body of other specified part of neck POA CC/MCC Exc
- 7th S11.84 Puncture wound with foreign body of other specified part of neck POA CC/MCC Exc
- 7th S11.85 Open bite of other specified part of neck POA CC/MCC Exc

  Bite of other specified part of neck NOS

  EXCLUDES1 *superficial bite of other specified part of neck (S10.87)*
- 7th S11.89 Other open wound of other specified part of neck POA CC/MCC Exc

5th S11.9 Open wound of unspecified part of neck

- 7th S11.90 Unspecified open wound of unspecified part of neck POA CC/MCC Exc
- 7th S11.91 Laceration without foreign body of unspecified part of neck POA CC/MCC Exc
- 7th S11.92 Laceration with foreign body of unspecified part of neck POA CC/MCC Exc
- 7th S11.93 Puncture wound without foreign body of unspecified part of neck POA CC/MCC Exc
- 7th S11.94 Puncture wound with foreign body of unspecified part of neck POA CC/MCC Exc
- 7th S11.95 Open bite of unspecified part of neck POA CC/MCC Exc

  Bite of neck NOS

  EXCLUDES1 *superficial bite of neck (S10.97)*

4th S12 Fracture of cervical vertebra and other parts of neck

See Official Guidelines, "Coding of Traumatic Fractures" I.C.19.c

NOTES A fracture not indicated as displaced or nondisplaced should be coded to displaced

A fracture not indicated as open or closed should be coded to closed

INCLUDES *fracture of cervical neural arch*

fracture of cervical spine

fracture of cervical spinous process

fracture of cervical transverse process

fracture of cervical vertebral arch

fracture of neck

Code first any associated cervical spinal cord injury (S14.0, S14.1-)

The appropriate 7th character is to be added to all codes from subcategories S12.0-S12.6

A = initial encounter for closed fracture

B = initial encounter for open fracture

D = subsequent encounter for fracture with routine healing

G = subsequent encounter for fracture with delayed healing

K = subsequent encounter for fracture with nonunion

S = sequela

5th S12.0 Fracture of first cervical vertebra

Atlas

6th S12.00 Unspecified fracture of first cervical vertebra

7th S12.000 Unspecified displaced fracture of first cervical vertebra CC POA HAC HCC MCC CC/MCC Exc

7th S12.001 Unspecified nondisplaced fracture of first cervical vertebra CC POA HAC HCC MCC CC/MCC Exc

x-7th S12.01 Stable burst fracture of first cervical vertebra CC POA HAC HCC MCC CC/MCC Exc

x-7th S12.02 Unstable burst fracture of first cervical vertebra CC POA HAC HCC MCC CC/MCC Exc

6th S12.03 Posterior arch fracture of first cervical vertebra

7th S12.030 Displaced posterior arch fracture of first cervical vertebra CC POA HAC HCC MCC CC/MCC Exc

7th S12.031 Nondisplaced posterior arch fracture of first cervical vertebra CC POA HAC HCC MCC CC/MCC Exc

6th S12.04 Lateral mass fracture of first cervical vertebra

7th S12.040 Displaced lateral mass fracture of first cervical vertebra CC POA HAC HCC MCC CC/MCC Exc

7th S12.041 Nondisplaced lateral mass fracture of first cervical vertebra CC POA HAC HCC MCC CC/MCC Exc

6th S12.09 Other fracture of first cervical vertebra

7th S12.090 Other displaced fracture of first cervical vertebra CC POA HAC HCC MCC CC/MCC Exc

7th S12.091 Other nondisplaced fracture of first cervical vertebra CC POA HAC HCC MCC CC/MCC Exc

5th S12.1 Fracture of second cervical vertebra

Axis

6th S12.10 Unspecified fracture of second cervical vertebra

7th S12.100 Unspecified displaced fracture of second cervical vertebra CC POA HAC HCC MCC CC/MCC Exc

AHA: Q2 2024

7th S12.101 Unspecified nondisplaced fracture of second cervical vertebra CC POA HAC HCC MCC CC/MCC Exc

6th S12.11 Type II dens fracture

7th S12.110 Anterior displaced Type II dens fracture CC POA HAC HCC MCC CC/MCC Exc

7th S12.111 Posterior displaced Type II dens fracture CC POA HAC HCC MCC CC/MCC Exc

7th S12.112 Nondisplaced Type II dens fracture CC POA HAC HCC MCC CC/MCC Exc

6th S12.12 Other dens fracture

7th S12.120 Other displaced dens fracture CC POA HAC HCC MCC CC/MCC Exc

7th S12.121 Other nondisplaced dens fracture CC POA HAC HCC MCC CC/MCC Exc

6th S12.13 Unspecified traumatic spondylolisthesis of second cervical vertebra

7th S12.130 Unspecified traumatic displaced spondylolisthesis of second cervical vertebra CC POA HAC HCC MCC CC/MCC Exc

7th S12.131 Unspecified traumatic nondisplaced spondylolisthesis of second cervical vertebra CC POA HAC HCC MCC CC/MCC Exc

x7th S12.14 Type III traumatic spondylolisthesis of second cervical vertebra CC POA HAC HCC MCC CC/MCC Exc

6th S12.15 Other traumatic spondylolisthesis of second cervical vertebra

7th S12.150 Other traumatic displaced spondylolisthesis of second cervical vertebra CC POA HAC HCC MCC CC/MCC Exc

7th S12.151 Other traumatic nondisplaced spondylolisthesis of second cervical vertebra CC POA HAC HCC MCC CC/MCC Exc

- 6th S12.19 Other fracture of second cervical vertebra
  - 7th S12.190 Other displaced fracture of second cervical vertebra CC POA HAC HCC MCC CC/MCC Exc
  - 7th S12.191 Other nondisplaced fracture of second cervical vertebra CC POA HAC HCC MCC CC/MCC Exc
- 5th S12.2 Fracture of third cervical vertebra
  - 6th S12.20 Unspecified fracture of third cervical vertebra
    - 7th S12.200 Unspecified displaced fracture of third cervical vertebra CC POA HAC HCC MCC CC/MCC Exc
    - 7th S12.201 Unspecified nondisplaced fracture of third cervical vertebra CC POA HAC HCC MCC CC/MCC Exc
  - 6th S12.23 Unspecified traumatic spondylolisthesis of third cervical vertebra
    - 7th S12.230 Unspecified traumatic displaced spondylolisthesis of third cervical vertebra CC POA HAC HCC MCC CC/MCC Exc
    - 7th S12.231 Unspecified traumatic nondisplaced spondylolisthesis of third cervical vertebra CC POA HAC HCC MCC CC/MCC Exc
  - x7th S12.24 Type III traumatic spondylolisthesis of third cervical vertebra CC POA HAC HCC MCC CC/MCC Exc
  - 6th S12.25 Other traumatic spondylolisthesis of third cervical vertebra
    - 7th S12.250 Other traumatic displaced spondylolisthesis of third cervical vertebra CC POA HAC HCC MCC CC/MCC Exc
    - 7th S12.251 Other traumatic nondisplaced spondylolisthesis of third cervical vertebra CC POA HAC HCC MCC CC/MCC Exc
  - 6th S12.29 Other fracture of third cervical vertebra
    - 7th S12.290 Other displaced fracture of third cervical vertebra CC POA HAC HCC MCC CC/MCC Exc
    - 7th S12.291 Other nondisplaced fracture of third cervical vertebra CC POA HAC HCC MCC CC/MCC Exc
- 5th S12.3 Fracture of fourth cervical vertebra
  - 6th S12.30 Unspecified fracture of fourth cervical vertebra
    - 7th S12.300 Unspecified displaced fracture of fourth cervical vertebra CC POA HAC HCC MCC CC/MCC Exc
    - 7th S12.301 Unspecified nondisplaced fracture of fourth cervical vertebra CC POA HAC HCC MCC CC/MCC Exc
  - 6th S12.33 Unspecified traumatic spondylolisthesis of fourth cervical vertebra
    - 7th S12.330 Unspecified traumatic displaced spondylolisthesis of fourth cervical vertebra CC POA HAC HCC MCC CC/MCC Exc
    - 7th S12.331 Unspecified traumatic nondisplaced spondylolisthesis of fourth cervical vertebra CC POA HAC HCC MCC CC/MCC Exc

- S12.34 Type III traumatic spondylolisthesis of fourth cervical vertebra CC POA HAC HCC MCC CC/MCC Exc
- S12.35 Other traumatic spondylolisthesis of fourth cervical vertebra
  - S12.350 Other traumatic displaced spondylolisthesis of fourth cervical vertebra CC POA HAC HCC MCC CC/MCC Exc
  - S12.351 Other traumatic nondisplaced spondylolisthesis of fourth cervical vertebra CC POA HAC HCC MCC CC/MCC Exc
- S12.39 Other fracture of fourth cervical vertebra
  - S12.390 Other displaced fracture of fourth cervical vertebra CC POA HAC HCC MCC CC/MCC Exc
  - S12.391 Other nondisplaced fracture of fourth cervical vertebra CC POA HAC HCC MCC CC/MCC Exc

S12.4 Fracture of fifth cervical vertebra

- S12.40 Unspecified fracture of fifth cervical vertebra
  - S12.400 Unspecified displaced fracture of fifth cervical vertebra CC POA HAC HCC MCC CC/MCC Exc
  - S12.401 Unspecified nondisplaced fracture of fifth cervical vertebra CC POA HAC HCC MCC CC/MCC Exc
- S12.43 Unspecified traumatic spondylolisthesis of fifth cervical vertebra
  - S12.430 Unspecified traumatic displaced spondylolisthesis of fifth cervical vertebra CC POA HAC HCC MCC CC/MCC Exc
  - S12.431 Unspecified traumatic nondisplaced spondylolisthesis of fifth cervical vertebra CC POA HAC HCC MCC CC/MCC Exc
- S12.44 Type III traumatic spondylolisthesis of fifth cervical vertebra CC POA HAC HCC MCC CC/MCC Exc
- S12.45 Other traumatic spondylolisthesis of fifth cervical vertebra
  - S12.450 Other traumatic displaced spondylolisthesis of fifth cervical vertebra CC POA HAC HCC MCC CC/MCC Exc
  - S12.451 Other traumatic nondisplaced spondylolisthesis of fifth cervical vertebra CC POA HAC HCC MCC CC/MCC Exc
- S12.49 Other fracture of fifth cervical vertebra
  - S12.490 Other displaced fracture of fifth cervical vertebra CC POA HAC HCC MCC CC/MCC Exc
  - S12.491 Other nondisplaced fracture of fifth cervical vertebra CC POA HAC HCC MCC CC/MCC Exc

S12.5 Fracture of sixth cervical vertebra

- S12.50 Unspecified fracture of sixth cervical vertebra
  - S12.500 Unspecified displaced fracture of sixth cervical vertebra CC POA HAC HCC MCC CC/MCC Exc
  - S12.501 Unspecified nondisplaced fracture of sixth cervical vertebra CC POA HAC HCC MCC CC/MCC Exc

- 6th S12.53 Unspecified traumatic spondylolisthesis of sixth cervical vertebra
  - 7th S12.530 Unspecified traumatic displaced spondylolisthesis of sixth cervical vertebra CC POA HAC HCC MCC CC/MCC Exc
  - 7th S12.531 Unspecified traumatic nondisplaced spondylolisthesis of sixth cervical vertebra CC POA HAC HCC MCC CC/MCC Exc
- x7th S12.54 Type III traumatic spondylolisthesis of sixth cervical vertebra CC POA HAC HCC MCC CC/MCC Exc
- 6th S12.55 Other traumatic spondylolisthesis of sixth cervical vertebra
  - 7th S12.550 Other traumatic displaced spondylolisthesis of sixth cervical vertebra CC POA HAC HCC MCC CC/MCC Exc
  - 7th S12.551 Other traumatic nondisplaced spondylolisthesis of sixth cervical vertebra CC POA HAC HCC MCC CC/MCC Exc
- 6th S12.59 Other fracture of sixth cervical vertebra
  - 7th S12.590 Other displaced fracture of sixth cervical vertebra CC POA HAC HCC MCC CC/MCC Exc
  - 7th S12.591 Other nondisplaced fracture of sixth cervical vertebra CC POA HAC HCC MCC CC/MCC Exc

5th S12.6 Fracture of seventh cervical vertebra

- 6th S12.60 Unspecified fracture of seventh cervical vertebra
  - 7th S12.600 Unspecified displaced fracture of seventh cervical vertebra CC POA HAC HCC MCC CC/MCC Exc
  - 7th S12.601 Unspecified nondisplaced fracture of seventh cervical vertebra CC POA HAC HCC MCC CC/MCC Exc
- 6th S12.63 Unspecified traumatic spondylolisthesis of seventh cervical vertebra
  - 7th S12.630 Unspecified traumatic displaced spondylolisthesis of seventh cervical vertebra CC POA HAC HCC MCC CC/MCC Exc
  - 7th S12.631 Unspecified traumatic nondisplaced spondylolisthesis of seventh cervical vertebra CC POA HAC HCC MCC CC/MCC Exc
- x7th S12.64 Type III traumatic spondylolisthesis of seventh cervical vertebra CC POA HAC HCC MCC CC/MCC Exc
- 6th S12.65 Other traumatic spondylolisthesis of seventh cervical vertebra
  - 7th S12.650 Other traumatic displaced spondylolisthesis of seventh cervical vertebra CC POA HAC HCC MCC CC/MCC Exc
  - 7th S12.651 Other traumatic nondisplaced spondylolisthesis of seventh cervical vertebra CC POA HAC HCC MCC CC/MCC Exc
- 6th S12.69 Other fracture of seventh cervical vertebra
  - 7th S12.690 Other displaced fracture of seventh cervical vertebra CC POA HAC HCC MCC CC/MCC Exc
  - 7th S12.691 Other nondisplaced fracture of seventh cervical vertebra CC POA HAC HCC MCC CC/MCC Exc

7th S12.8 **Fracture of other parts of neck** POA HAC HCC MCC CC/MCC Exc

▶Fracture of◀ hyoid bone

▶Fracture of◀ larynx

▶Fracture of◀ thyroid cartilage

▶Fracture of◀ trachea

The appropriate 7th character is to be added to code S12.8

A = initial encounter

D = subsequent encounter

S = sequela

7th S12.9 **Fracture of neck, unspecified** CC POA HAC HCC CC/MCC Exc

Fracture of neck NOS

Fracture of cervical spine NOS

Fracture of cervical vertebra NOS

The appropriate 7th character is to be added to code S12.9

A = initial encounter

D = subsequent encounter

S = sequela

4th S13 **Dislocation and sprain of joints and ligaments at neck level**

INCLUDES *avulsion of joint or ligament at neck level*
laceration of cartilage, joint or ligament at neck level
sprain of cartilage, joint or ligament at neck level
traumatic hemarthrosis of joint or ligament at neck level
traumatic rupture of joint or ligament at neck level
traumatic subluxation of joint or ligament at neck level
traumatic tear of joint or ligament at neck level

Code also any associated open wound

EXCLUDES2 *strain of muscle or tendon at neck level (S16.1)*

The appropriate 7th character is to be added to each code from category S13

A = initial encounter

D = subsequent encounter

S = sequela

x7th S13.0 Traumatic rupture of cervical intervertebral disc CC POA HAC CC/MCC Exc

EXCLUDES1 *rupture or displacement (nontraumatic) of cervical intervertebral disc NOS (M50.-)*

5th S13.1 Subluxation and dislocation of cervical vertebrae

Code also any associated:

open wound of neck (S11.-)

spinal cord injury (S14.1-)

EXCLUDES2 *fracture of cervical vertebrae (S12.0-S12.3-)*

6th S13.10 Subluxation and dislocation of unspecified cervical vertebrae

7th S13.100 Subluxation of unspecified cervical vertebrae CC POA HAC CC/MCC Exc

7th S13.101 Dislocation of unspecified cervical vertebrae CC POA HAC CC/MCC Exc

6th S13.11 Subluxation and dislocation of C0/C1 cervical vertebrae

Subluxation and dislocation of atlantooccipital joint

Subluxation and dislocation of atloidooccipital joint

Subluxation and dislocation of occipitoatloid joint

7th S13.110 Subluxation of C0/C1 cervical vertebrae CC POA HAC CC/MCC Exc

7th S13.111 Dislocation of C0/C1 cervical vertebrae CC POA HAC CC/MCC Exc

6th S13.12 Subluxation and dislocation of C1/C2 cervical vertebrae

Subluxation and dislocation of atlantoaxial joint

7th S13.120 Subluxation of C1/C2 cervical vertebrae CC POA HAC CC/MCC Exc

7th S13.121 Dislocation of C1/C2 cervical vertebrae CC POA HAC CC/MCC Exc

6th S13.13 Subluxation and dislocation of C2/C3 cervical vertebrae

7th S13.130 Subluxation of C2/C3 cervical vertebrae CC POA HAC CC/MCC Exc

7th S13.131 Dislocation of C2/C3 cervical vertebrae CC POA HAC CC/MCC Exc

6th S13.14 Subluxation and dislocation of C3/C4 cervical vertebrae

7th S13.140 Subluxation of C3/C4 cervical vertebrae CC POA HAC CC/MCC Exc

7th S13.141 Dislocation of C3/C4 cervical vertebrae CC POA HAC CC/MCC Exc

- 6th S13.15 Subluxation and dislocation of C4/C5 cervical vertebrae
  - 7th S13.150 Subluxation of C4/C5 cervical vertebrae CC POA HAC CC/MCC Exc
  - 7th S13.151 Dislocation of C4/C5 cervical vertebrae CC POA HAC CC/MCC Exc
- 6th S13.16 Subluxation and dislocation of C5/C6 cervical vertebrae
  - 7th S13.160 Subluxation of C5/C6 cervical vertebrae CC POA HAC CC/MCC Exc
  - 7th S13.161 Dislocation of C5/C6 cervical vertebrae CC POA HAC CC/MCC Exc
- 6th S13.17 Subluxation and dislocation of C6/C7 cervical vertebrae
  - 7th S13.170 Subluxation of C6/C7 cervical vertebrae CC POA HAC CC/MCC Exc
  - 7th S13.171 Dislocation of C6/C7 cervical vertebrae CC POA HAC CC/MCC Exc
- 6th S13.18 Subluxation and dislocation of C7/T1 cervical vertebrae
  - 7th S13.180 Subluxation of C7/T1 cervical vertebrae CC POA HAC CC/MCC Exc
  - 7th S13.181 Dislocation of C7/T1 cervical vertebrae CC POA HAC CC/MCC Exc

- 5th S13.2 Dislocation of other and unspecified parts of neck
  - x7th S13.20 Dislocation of unspecified parts of neck CC POA HAC CC/MCC Exc
  - x7th S13.29 Dislocation of other parts of neck CC POA HAC CC/MCC Exc
- x7th S13.4 Sprain of ligaments of cervical spine POA CC/MCC Exc
  - Sprain of anterior longitudinal (ligament), cervical
  - Sprain of atlanto-axial (joints)
  - Sprain of atlanto-occipital (joints)
  - Whiplash injury of cervical spine
- x7th S13.5 Sprain of thyroid region POA
  - Sprain of cricoarytenoid (joint) (ligament)
  - Sprain of cricothyroid (joint) (ligament)
  - Sprain of thyroid cartilage
- x7th S13.8 Sprain of joints and ligaments of other parts of neck POA CC/MCC Exc
- x7th S13.9 Sprain of joints and ligaments of unspecified parts of neck POA CC/MCC Exc

- 4th S14 Injury of nerves and spinal cord at neck level

NOTES Code to highest level of cervical cord injury

Code also any associated:

fracture of cervical vertebra (S12.0--S12.6.-)

open wound of neck (S11.-)

transient paralysis (R29.5)

The appropriate 7th character is to be added to each code from category S14

A = initial encounter

D = subsequent encounter

S = sequela

x7th S14.0 **Concussion and edema of cervical spinal cord** POA HCC MCC CC/MCC Exc

5th S14.1 **Other and unspecified injuries of cervical spinal cord**

6th S14.10 **Unspecified injury of cervical spinal cord**

7th S14.101 **Unspecified injury at C1 level of cervical spinal cord** POA HAC HCC MCC CC/MCC Exc

7th S14.102 **Unspecified injury at C2 level of cervical spinal cord** POA HAC HCC MCC CC/MCC Exc

7th S14.103 **Unspecified injury at C3 level of cervical spinal cord** POA HAC HCC MCC CC/MCC Exc

7th S14.104 **Unspecified injury at C4 level of cervical spinal cord** POA HAC HCC MCC CC/MCC Exc

7th S14.105 **Unspecified injury at C5 level of cervical spinal cord** POA HAC HCC MCC CC/MCC Exc

7th S14.106 **Unspecified injury at C6 level of cervical spinal cord** POA HAC HCC MCC CC/MCC Exc

7th S14.107 **Unspecified injury at C7 level of cervical spinal cord** POA HAC HCC MCC CC/MCC Exc

7th S14.108 **Unspecified injury at C8 level of cervical spinal cord** POA HCC MCC CC/MCC Exc

7th S14.109 **Unspecified injury at unspecified level of cervical spinal cord** POA HCC CC/MCC Exc

Injury of cervical spinal cord NOS

6th S14.11 Complete lesion of cervical spinal cord

- 7th S14.111 Complete lesion at C1 level of cervical spinal cord POA HAC HCC MCC CC/MCC Exc
- 7th S14.112 Complete lesion at C2 level of cervical spinal cord POA HAC HCC MCC CC/MCC Exc
- 7th S14.113 Complete lesion at C3 level of cervical spinal cord POA HAC HCC MCC CC/MCC Exc
- 7th S14.114 Complete lesion at C4 level of cervical spinal cord POA HAC HCC MCC CC/MCC Exc
- 7th S14.115 Complete lesion at C5 level of cervical spinal cord POA HAC HCC MCC CC/MCC Exc
- 7th S14.116 Complete lesion at C6 level of cervical spinal cord POA HAC HCC MCC CC/MCC Exc
- 7th S14.117 Complete lesion at C7 level of cervical spinal cord POA HAC HCC MCC CC/MCC Exc
- 7th S14.118 Complete lesion at C8 level of cervical spinal cord POA HCC MCC CC/MCC Exc
- 7th S14.119 Complete lesion at unspecified level of cervical spinal cord POA HCC CC/MCC Exc

6th S14.12 Central cord syndrome of cervical spinal cord

- 7th S14.121 Central cord syndrome at C1 level of cervical spinal cord POA HAC HCC MCC CC/MCC Exc
- 7th S14.122 Central cord syndrome at C2 level of cervical spinal cord POA HAC HCC MCC CC/MCC Exc
- 7th S14.123 Central cord syndrome at C3 level of cervical spinal cord POA HAC HCC MCC CC/MCC Exc

  AHA: Q2 2024
- 7th S14.124 Central cord syndrome at C4 level of cervical spinal cord POA HAC HCC MCC CC/MCC Exc
- 7th S14.125 Central cord syndrome at C5 level of cervical spinal cord POA HAC HCC MCC CC/MCC Exc
- 7th S14.126 Central cord syndrome at C6 level of cervical spinal cord POA HAC HCC MCC CC/MCC Exc
- 7th S14.127 Central cord syndrome at C7 level of cervical spinal cord POA HAC HCC MCC CC/MCC Exc
- 7th S14.128 Central cord syndrome at C8 level of cervical spinal cord POA HCC MCC CC/MCC Exc
- 7th S14.129 Central cord syndrome at unspecified level of cervical spinal cord POA HCC CC/MCC Exc

6th S14.13 Anterior cord syndrome of cervical spinal cord

- 7th S14.131 Anterior cord syndrome at C1 level of cervical spinal cord POA HAC HCC MCC CC/MCC Exc
- 7th S14.132 Anterior cord syndrome at C2 level of cervical spinal cord POA HAC HCC MCC CC/MCC Exc
- 7th S14.133 Anterior cord syndrome at C3 level of cervical spinal cord POA HAC HCC MCC CC/MCC Exc
- 7th S14.134 Anterior cord syndrome at C4 level of cervical spinal cord POA HAC HCC MCC CC/MCC Exc
- 7th S14.135 Anterior cord syndrome at C5 level of cervical spinal cord POA HAC HCC MCC CC/MCC Exc
- 7th S14.136 Anterior cord syndrome at C6 level of cervical spinal cord POA HAC HCC MCC CC/MCC Exc
- 7th S14.137 Anterior cord syndrome at C7 level of cervical spinal cord POA HAC HCC MCC CC/MCC Exc
- 7th S14.138 Anterior cord syndrome at C8 level of cervical spinal cord POA HCC MCC CC/MCC Exc
- 7th S14.139 Anterior cord syndrome at unspecified level of cervical spinal cord POA HCC CC/MCC Exc

6th S14.14 Brown-Séquard syndrome of cervical spinal cord

- 7th S14.141 Brown-Séquard syndrome at C1 level of cervical spinal cord POA HCC MCC CC/MCC Exc
- 7th S14.142 Brown-Séquard syndrome at C2 level of cervical spinal cord POA HCC MCC CC/MCC Exc
- 7th S14.143 Brown-Séquard syndrome at C3 level of cervical spinal cord POA HCC MCC CC/MCC Exc
- 7th S14.144 Brown-Séquard syndrome at C4 level of cervical spinal cord POA HCC MCC CC/MCC Exc
- 7th S14.145 Brown-Séquard syndrome at C5 level of cervical spinal cord POA HCC MCC CC/MCC Exc
- 7th S14.146 Brown-Séquard syndrome at C6 level of cervical spinal cord POA HCC MCC CC/MCC Exc
- 7th S14.147 Brown-Séquard syndrome at C7 level of cervical spinal cord POA HCC MCC CC/MCC Exc
- 7th S14.148 Brown-Séquard syndrome at C8 level of cervical spinal cord POA HCC MCC CC/MCC Exc
- 7th S14.149 Brown-Séquard syndrome at unspecified level of cervical spinal cord POA HCC CC/MCC Exc

6th S14.15 Other incomplete lesions of cervical spinal cord

Incomplete lesion of cervical spinal cord NOS

Posterior cord syndrome of cervical spinal cord

- 7th S14.151 Other incomplete lesion at C1 level of cervical spinal cord POA HAC HCC MCC CC/MCC Exc
- 7th S14.152 Other incomplete lesion at C2 level of cervical spinal cord POA HAC HCC MCC CC/MCC Exc
- 7th S14.153 Other incomplete lesion at C3 level of cervical spinal cord POA HAC HCC MCC CC/MCC Exc
- 7th S14.154 Other incomplete lesion at C4 level of cervical spinal cord POA HAC HCC MCC CC/MCC Exc
- 7th S14.155 Other incomplete lesion at C5 level of cervical spinal cord POA HAC HCC MCC CC/MCC Exc
- 7th S14.156 Other incomplete lesion at C6 level of cervical spinal cord POA HAC HCC MCC CC/MCC Exc
- 7th S14.157 Other incomplete lesion at C7 level of cervical spinal cord POA HAC HCC MCC CC/MCC Exc
- 7th S14.158 Other incomplete lesion at C8 level of cervical spinal cord POA HCC MCC CC/MCC Exc
- 7th S14.159 Other incomplete lesion at unspecified level of cervical spinal cord POA HCC CC/MCC Exc

- S14.2 Injury of nerve root of cervical spine POA
- S14.3 Injury of brachial plexus POA
- S14.4 Injury of peripheral nerves of neck POA
- S14.5 Injury of cervical sympathetic nerves POA
- S14.8 Injury of other specified nerves of neck POA
- S14.9 Injury of unspecified nerves of neck POA

4th S15 Injury of blood vessels at neck level

See Official Guidelines, "Primary injury with damage to nerve/blood vessels" I.C.19.b.2

Code also any associated open wound (S11.-)

The appropriate 7th character is to be added to each code from category S15

A = initial encounter

D = subsequent encounter

S = sequela

5th S15.0 Injury of carotid artery of neck

Injury of carotid artery (common) (external) (internal, extracranial portion)

Injury of carotid artery NOS

EXCLUDES1 *injury of internal carotid artery, intracranial portion (S06.8)*

6th S15.00 Unspecified injury of carotid artery

- 7th S15.001 Unspecified injury of right carotid artery CC POA CC/MCC Exc
- 7th S15.002 Unspecified injury of left carotid artery CC POA CC/MCC Exc
- 7th S15.009 Unspecified injury of unspecified carotid artery CC POA CC/MCC Exc

6th S15.01 Minor laceration of carotid artery

Incomplete transection of carotid artery

Laceration of carotid artery NOS

Superficial laceration of carotid artery

- 7th S15.011 Minor laceration of right carotid artery CC POA CC/MCC Exc
- 7th S15.012 Minor laceration of left carotid artery CC POA CC/MCC Exc
- 7th S15.019 Minor laceration of unspecified carotid artery CC POA CC/MCC Exc

6th S15.02 Major laceration of carotid artery

Complete transection of carotid artery

Traumatic rupture of carotid artery

- 7th S15.021 Major laceration of right carotid artery CC POA CC/MCC Exc
- 7th S15.022 Major laceration of left carotid artery CC POA CC/MCC Exc
- 7th S15.029 Major laceration of unspecified carotid artery CC POA CC/MCC Exc

6th S15.09 Other specified injury of carotid artery

- 7th S15.091 Other specified injury of right carotid artery CC POA CC/MCC Exc
- 7th S15.092 Other specified injury of left carotid artery CC POA CC/MCC Exc
- 7th S15.099 Other specified injury of unspecified carotid artery CC POA CC/MCC Exc

- 5th S15.1 Injury of vertebral artery
  - 6th S15.10 Unspecified injury of vertebral artery
    - 7th S15.101 Unspecified injury of right vertebral artery CC POA CC/MCC Exc
    - 7th S15.102 Unspecified injury of left vertebral artery CC POA CC/MCC Exc
    - 7th S15.109 Unspecified injury of unspecified vertebral artery CC POA CC/MCC Exc
  - 6th S15.11 Minor laceration of vertebral artery
    - Incomplete transection of vertebral artery
    - Laceration of vertebral artery NOS
    - Superficial laceration of vertebral artery
    - 7th S15.111 Minor laceration of right vertebral artery CC POA CC/MCC Exc
    - 7th S15.112 Minor laceration of left vertebral artery CC POA CC/MCC Exc
    - 7th S15.119 Minor laceration of unspecified vertebral artery CC POA CC/MCC Exc
  - 6th S15.12 Major laceration of vertebral artery
    - Complete transection of vertebral artery
    - Traumatic rupture of vertebral artery
    - 7th S15.121 Major laceration of right vertebral artery CC POA CC/MCC Exc
    - 7th S15.122 Major laceration of left vertebral artery CC POA CC/MCC Exc
    - 7th S15.129 Major laceration of unspecified vertebral artery CC POA CC/MCC Exc
  - 6th S15.19 Other specified injury of vertebral artery
    - 7th S15.191 Other specified injury of right vertebral artery CC POA CC/MCC Exc
    - 7th S15.192 Other specified injury of left vertebral artery CC POA CC/MCC Exc
    - 7th S15.199 Other specified injury of unspecified vertebral artery CC POA CC/MCC Exc
- 5th S15.2 Injury of external jugular vein
  - 6th S15.20 Unspecified injury of external jugular vein
    - 7th S15.201 Unspecified injury of right external jugular vein CC POA CC/MCC Exc
    - 7th S15.202 Unspecified injury of left external jugular vein CC POA CC/MCC Exc
    - 7th S15.209 Unspecified injury of unspecified external jugular vein CC POA CC/MCC Exc

6th S15.21 Minor laceration of external jugular vein

Incomplete transection of external jugular vein

Laceration of external jugular vein NOS

Superficial laceration of external jugular vein

7th S15.211 Minor laceration of right external jugular vein CC POA CC/MCC Exc

7th S15.212 Minor laceration of left external jugular vein CC POA CC/MCC Exc

7th S15.219 Minor laceration of unspecified external jugular vein CC POA CC/MCC Exc

6th S15.22 Major laceration of external jugular vein

Complete transection of external jugular vein

Traumatic rupture of external jugular vein

7th S15.221 Major laceration of right external jugular vein CC POA CC/MCC Exc

7th S15.222 Major laceration of left external jugular vein CC POA CC/MCC Exc

7th S15.229 Major laceration of unspecified external jugular vein CC POA CC/MCC Exc

6th S15.29 Other specified injury of external jugular vein

7th S15.291 Other specified injury of right external jugular vein CC POA CC/MCC Exc

7th S15.292 Other specified injury of left external jugular vein CC POA CC/MCC Exc

7th S15.299 Other specified injury of unspecified external jugular vein CC POA CC/MCC Exc

5th S15.3 Injury of internal jugular vein

6th S15.30 Unspecified injury of internal jugular vein

7th S15.301 Unspecified injury of right internal jugular vein CC POA CC/MCC Exc

7th S15.302 Unspecified injury of left internal jugular vein CC POA CC/MCC Exc

7th S15.309 Unspecified injury of unspecified internal jugular vein CC POA CC/MCC Exc

6th S15.31 Minor laceration of internal jugular vein

Incomplete transection of internal jugular vein

Laceration of internal jugular vein NOS

Superficial laceration of internal jugular vein

7th S15.311 Minor laceration of right internal jugular vein CC POA CC/MCC Exc

7th S15.312 Minor laceration of left internal jugular vein CC POA CC/MCC Exc

7th S15.319 Minor laceration of unspecified internal jugular vein CC POA CC/MCC Exc

6th S15.32 Major laceration of internal jugular vein

Complete transection of internal jugular vein

Traumatic rupture of internal jugular vein

7th S15.321 Major laceration of right internal jugular vein CC POA CC/MCC Exc

7th S15.322 Major laceration of left internal jugular vein CC POA CC/MCC Exc

7th S15.329 Major laceration of unspecified internal jugular vein CC POA CC/MCC Exc

6th S15.39 Other specified injury of internal jugular vein

7th S15.391 Other specified injury of right internal jugular vein CC POA CC/MCC Exc

7th S15.392 Other specified injury of left internal jugular vein CC POA CC/MCC Exc

7th S15.399 Other specified injury of unspecified internal jugular vein CC POA CC/MCC Exc

x7th S15.8 Injury of other specified blood vessels at neck level CC POA CC/MCC Exc

x7th S15.9 Injury of unspecified blood vessel at neck level CC POA CC/MCC Exc

4th S16 Injury of muscle, fascia and tendon at neck level

Code also any associated open wound (S11.-)

EXCLUDES2 *sprain of joint or ligament at neck level (S13.9)*

The appropriate 7th character is to be added to each code from category S16

A = initial encounter

D = subsequent encounter

S = sequela

- S16.1 Strain of muscle, fascia and tendon at neck level POA CC/MCC Exc
- S16.2 Laceration of muscle, fascia and tendon at neck level POA CC/MCC Exc
- S16.8 Other specified injury of muscle, fascia and tendon at neck level POA CC/MCC Exc
- S16.9 Unspecified injury of muscle, fascia and tendon at neck level POA CC/MCC Exc

4th S17 Crushing injury of neck

Use additional code for all associated injuries, such as:

injury of blood vessels (S15.-)

open wound of neck (S11.-)

spinal cord injury (S14.0, S14.1-)

vertebral fracture (S12.0–S12.3-)

The appropriate 7th character is to be added to each code from category S17

A = initial encounter

D = subsequent encounter

S = sequela

- S17.0 Crushing injury of larynx and trachea CC POA HAC CC/MCC Exc
- S17.8 Crushing injury of other specified parts of neck CC POA HAC CC/MCC Exc
- S17.9 Crushing injury of neck, part unspecified CC POA HAC CC/MCC Exc

4th S19 Other specified and unspecified injuries of neck

The appropriate 7th character is to be added to each code from category S19

A = initial encounter

D = subsequent encounter

S = sequela

5th S19.8 Other specified injuries of neck

- S19.80 Other specified injuries of unspecified part of neck POA CC/MCC Exc
- S19.81 Other specified injuries of larynx POA CC/MCC Exc
- S19.82 Other specified injuries of cervical trachea POA CC/MCC Exc

  EXCLUDES2 *other specified injury of thoracic trachea (S27.5-)*
- S19.83 Other specified injuries of vocal cord POA CC/MCC Exc
- S19.84 Other specified injuries of thyroid gland POA CC/MCC Exc
- S19.85 Other specified injuries of pharynx and cervical esophagus POA CC/MCC Exc

  AHA: Q1 2022
- S19.89 Other specified injuries of other specified part of neck POA CC/MCC Exc

S19.9 Unspecified injury of neck POA CC/MCC Exc

Injuries to the thorax (S20-S29)

INCLUDES *injuries of breast*
injuries of chest (wall)
injuries of interscapular area

EXCLUDES2 *burns and corrosions (T20-T32)*
effects of foreign body in bronchus (T17.5)
effects of foreign body in esophagus (T18.1)
effects of foreign body in lung (T17.8)
effects of foreign body in trachea (T17.4)
frostbite (T33-T34)
injuries of axilla
injuries of clavicle
injuries of scapular region
injuries of shoulder
insect bite or sting, venomous (T63.4)

4th S20 **Superficial injury of thorax**

The appropriate 7th character is to be added to each code from category S20

A = initial encounter
D = subsequent encounter
S = sequela

- S20.0 Contusion of breast
  - S20.00 Contusion of breast, unspecified breast POA
  - S20.01 Contusion of right breast POA
  - S20.02 Contusion of left breast POA
- S20.1 Other and unspecified superficial injuries of breast
  - S20.10 Unspecified superficial injuries of breast
    - S20.101 Unspecified superficial injuries of breast, right breast POA
    - S20.102 Unspecified superficial injuries of breast, left breast POA
    - S20.109 Unspecified superficial injuries of breast, unspecified breast POA
  - S20.11 Abrasion of breast
    - S20.111 Abrasion of breast, right breast POA
    - S20.112 Abrasion of breast, left breast POA
    - S20.119 Abrasion of breast, unspecified breast POA
  - S20.12 Blister (nonthermal) of breast
    - S20.121 Blister (nonthermal) of breast, right breast POA
    - S20.122 Blister (nonthermal) of breast, left breast POA
    - S20.129 Blister (nonthermal) of breast, unspecified breast POA
  - S20.14 External constriction of part of breast
    - S20.141 External constriction of part of breast, right breast POA
    - S20.142 External constriction of part of breast, left breast POA
    - S20.149 External constriction of part of breast, unspecified breast POA
  - S20.15 Superficial foreign body of breast

    Splinter in the breast
    - S20.151 Superficial foreign body of breast, right breast POA
    - S20.152 Superficial foreign body of breast, left breast POA
    - S20.159 Superficial foreign body of breast, unspecified breast POA

- 6th S20.16 Insect bite (nonvenomous) of breast
  - 7th S20.161 Insect bite (nonvenomous) of breast, right breast POA
  - 7th S20.162 Insect bite (nonvenomous) of breast, left breast POA
  - 7th S20.169 Insect bite (nonvenomous) of breast, unspecified breast POA
- 6th S20.17 Other superficial bite of breast
  - EXCLUDES1 *open bite of breast (S21.05-)*
  - 7th S20.171 Other superficial bite of breast, right breast POA
  - 7th S20.172 Other superficial bite of breast, left breast POA
  - 7th S20.179 Other superficial bite of breast, unspecified breast POA

5th S20.2 Contusion of thorax

- x-7th S20.20 Contusion of thorax, unspecified POA
- 6th S20.21 Contusion of front wall of thorax
  - 7th S20.211 Contusion of right front wall of thorax POA
  - 7th S20.212 Contusion of left front wall of thorax POA
  - 7th S20.213 Contusion of bilateral front wall of thorax POA
  - 7th S20.214 Contusion of middle front wall of thorax POA
  - 7th S20.219 Contusion of unspecified front wall of thorax POA
- 6th S20.22 Contusion of back wall of thorax
  - 7th S20.221 Contusion of right back wall of thorax POA
  - 7th S20.222 Contusion of left back wall of thorax POA
  - 7th S20.223 Contusion of bilateral back wall of thorax POA
  - 7th S20.224 Contusion of middle back wall of thorax POA
  - 7th S20.229 Contusion of unspecified back wall of thorax POA

- 5th S20.3 Other and unspecified superficial injuries of front wall of thorax
  - 6th S20.30 Unspecified superficial injuries of front wall of thorax
    - 7th S20.301 Unspecified superficial injuries of right front wall of thorax POA
    - 7th S20.302 Unspecified superficial injuries of left front wall of thorax POA
    - 7th S20.303 Unspecified superficial injuries of bilateral front wall of thorax POA
    - 7th S20.304 Unspecified superficial injuries of middle front wall of thorax POA
    - 7th S20.309 Unspecified superficial injuries of unspecified front wall of thorax POA
  - 6th S20.31 Abrasion of front wall of thorax
    - 7th S20.311 Abrasion of right front wall of thorax POA
    - 7th S20.312 Abrasion of left front wall of thorax POA
    - 7th S20.313 Abrasion of bilateral front wall of thorax POA
    - 7th S20.314 Abrasion of middle front wall of thorax POA
    - 7th S20.319 Abrasion of unspecified front wall of thorax POA
  - 6th S20.32 Blister (nonthermal) of front wall of thorax
    - 7th S20.321 Blister (nonthermal) of right front wall of thorax POA
    - 7th S20.322 Blister (nonthermal) of left front wall of thorax POA
    - 7th S20.323 Blister (nonthermal) of bilateral front wall of thorax POA
    - 7th S20.324 Blister (nonthermal) of middle front wall of thorax POA
    - 7th S20.329 Blister (nonthermal) of unspecified front wall of thorax POA
  - 6th S20.34 External constriction of front wall of thorax
    - 7th S20.341 External constriction of right front wall of thorax POA
    - 7th S20.342 External constriction of left front wall of thorax POA
    - 7th S20.343 External constriction of bilateral front wall of thorax POA
    - 7th S20.344 External constriction of middle front wall of thorax POA
    - 7th S20.349 External constriction of unspecified front wall of thorax POA

- 6th S20.35 Superficial foreign body of front wall of thorax
  - Splinter in front wall of thorax
  - 7th S20.351 Superficial foreign body of right front wall of thorax POA
  - 7th S20.352 Superficial foreign body of left front wall of thorax POA
  - 7th S20.353 Superficial foreign body of bilateral front wall of thorax POA
  - 7th S20.354 Superficial foreign body of middle front wall of thorax POA
  - 7th S20.359 Superficial foreign body of unspecified front wall of thorax POA
- 6th S20.36 Insect bite (nonvenomous) of front wall of thorax
  - 7th S20.361 Insect bite (nonvenomous) of right front wall of thorax POA
  - 7th S20.362 Insect bite (nonvenomous) of left front wall of thorax POA
  - 7th S20.363 Insect bite (nonvenomous) of bilateral front wall of thorax POA
  - 7th S20.364 Insect bite (nonvenomous) of middle front wall of thorax POA
  - 7th S20.369 Insect bite (nonvenomous) of unspecified front wall of thorax POA
- 6th S20.37 Other superficial bite of front wall of thorax
  - EXCLUDES1 *open bite of front wall of thorax (S21.14)*
  - 7th S20.371 Other superficial bite of right front wall of thorax POA
  - 7th S20.372 Other superficial bite of left front wall of thorax POA
  - 7th S20.373 Other superficial bite of bilateral front wall of thorax POA
  - 7th S20.374 Other superficial bite of middle front wall of thorax POA
  - 7th S20.379 Other superficial bite of unspecified front wall of thorax POA
- 5th S20.4 Other and unspecified superficial injuries of back wall of thorax
  - 6th S20.40 Unspecified superficial injuries of back wall of thorax
    - 7th S20.401 Unspecified superficial injuries of right back wall of thorax POA
    - 7th S20.402 Unspecified superficial injuries of left back wall of thorax POA
    - 7th S20.409 Unspecified superficial injuries of unspecified back wall of thorax POA

6th S20.41 Abrasion of back wall of thorax
7th S20.411 Abrasion of right back wall of thorax POA
7th S20.412 Abrasion of left back wall of thorax POA
7th S20.419 Abrasion of unspecified back wall of thorax POA
6th S20.42 Blister (nonthermal) of back wall of thorax
7th S20.421 Blister (nonthermal) of right back wall of thorax POA
7th S20.422 Blister (nonthermal) of left back wall of thorax POA
7th S20.429 Blister (nonthermal) of unspecified back wall of thorax POA
6th S20.44 External constriction of back wall of thorax
7th S20.441 External constriction of right back wall of thorax POA
7th S20.442 External constriction of left back wall of thorax POA
7th S20.449 External constriction of unspecified back wall of thorax POA
6th S20.45 Superficial foreign body of back wall of thorax
Splinter of back wall of thorax
7th S20.451 Superficial foreign body of right back wall of thorax POA
7th S20.452 Superficial foreign body of left back wall of thorax POA
7th S20.459 Superficial foreign body of unspecified back wall of thorax POA
6th S20.46 Insect bite (nonvenomous) of back wall of thorax
7th S20.461 Insect bite (nonvenomous) of right back wall of thorax POA
7th S20.462 Insect bite (nonvenomous) of left back wall of thorax POA
7th S20.469 Insect bite (nonvenomous) of unspecified back wall of thorax POA
6th S20.47 Other superficial bite of back wall of thorax
EXCLUDES1 *open bite of back wall of thorax (S21.24)*
7th S20.471 Other superficial bite of right back wall of thorax POA
7th S20.472 Other superficial bite of left back wall of thorax POA
7th S20.479 Other superficial bite of unspecified back wall of thorax POA
5th S20.9 Superficial injury of unspecified parts of thorax
EXCLUDES1 *contusion of thorax NOS (S20.20)*
x7th S20.90 Unspecified superficial injury of unspecified parts of thorax POA
Superficial injury of thoracic wall NOS
x7th S20.91 Abrasion of unspecified parts of thorax POA
x7th S20.92 Blister (nonthermal) of unspecified parts of thorax POA
x7th S20.94 External constriction of unspecified parts of thorax POA
x7th S20.95 Superficial foreign body of unspecified parts of thorax POA
Splinter in thorax NOS
x7th S20.96 Insect bite (nonvenomous) of unspecified parts of thorax POA
x7th S20.97 Other superficial bite of unspecified parts of thorax POA
EXCLUDES1 *open bite of thorax NOS (S21.95)*

4th S21 Open wound of thorax

Code also any associated injury, such as:

injury of heart (S26.-)

injury of intrathoracic organs (S27.-)

rib fracture (S22.3-, S22.4-)

spinal cord injury (S24.0-, S24.1-)

traumatic hemopneumothorax (S27.3)

traumatic hemothorax (S27.1)

traumatic pneumothorax (S27.0)

wound infection

EXCLUDES1 *traumatic amputation (partial) of thorax (S28.1)*

The appropriate 7th character is to be added to each code from category S21

A = initial encounter

D = subsequent encounter

S = sequela

5th S21.0 Open wound of breast

6th S21.00 Unspecified open wound of breast

7th S21.001 Unspecified open wound of right breast POA

7th S21.002 Unspecified open wound of left breast POA

7th S21.009 Unspecified open wound of unspecified breast POA

6th S21.01 Laceration without foreign body of breast

7th S21.011 Laceration without foreign body of right breast POA

7th S21.012 Laceration without foreign body of left breast POA

7th S21.019 Laceration without foreign body of unspecified breast POA

6th S21.02 Laceration with foreign body of breast

7th S21.021 Laceration with foreign body of right breast POA

7th S21.022 Laceration with foreign body of left breast POA

7th S21.029 Laceration with foreign body of unspecified breast POA

6th S21.03 Puncture wound without foreign body of breast

7th S21.031 Puncture wound without foreign body of right breast POA

7th S21.032 Puncture wound without foreign body of left breast POA

7th S21.039 Puncture wound without foreign body of unspecified breast POA

6th S21.04 Puncture wound with foreign body of breast

7th S21.041 Puncture wound with foreign body of right breast POA

7th S21.042 Puncture wound with foreign body of left breast POA

7th S21.049 Puncture wound with foreign body of unspecified breast POA

6th S21.05 Open bite of breast

Bite of breast NOS

EXCLUDES1 *superficial bite of breast (S20.17)*

7th S21.051 Open bite of right breast POA

7th S21.052 Open bite of left breast POA

7th S21.059 Open bite of unspecified breast POA

S21.1 Open wound of front wall of thorax without penetration into thoracic cavity

Open wound of chest without penetration into thoracic cavity

6th S21.10 Unspecified open wound of front wall of thorax without penetration into thoracic cavity

7th S21.101 Unspecified open wound of right front wall of thorax without penetration into thoracic cavity CC POA CC/MCC Exc

7th S21.102 Unspecified open wound of left front wall of thorax without penetration into thoracic cavity CC POA CC/MCC Exc

7th S21.109 Unspecified open wound of unspecified front wall of thorax without penetration into thoracic cavity CC POA CC/MCC Exc

6th S21.11 Laceration without foreign body of front wall of thorax without penetration into thoracic cavity

7th S21.111 Laceration without foreign body of right front wall of thorax without penetration into thoracic cavity CC POA CC/MCC Exc

7th S21.112 Laceration without foreign body of left front wall of thorax without penetration into thoracic cavity CC POA CC/MCC Exc

7th S21.119 Laceration without foreign body of unspecified front wall of thorax without penetration into thoracic cavity CC POA CC/MCC Exc

6th S21.12 Laceration with foreign body of front wall of thorax without penetration into thoracic cavity

7th S21.121 Laceration with foreign body of right front wall of thorax without penetration into thoracic cavity CC POA CC/MCC Exc

7th S21.122 Laceration with foreign body of left front wall of thorax without penetration into thoracic cavity CC POA CC/MCC Exc

7th S21.129 Laceration with foreign body of unspecified front wall of thorax without penetration into thoracic cavity CC POA CC/MCC Exc

6th S21.13 Puncture wound without foreign body of front wall of thorax without penetration into thoracic cavity

7th S21.131 Puncture wound without foreign body of right front wall of thorax without penetration into thoracic cavity CC POA CC/MCC Exc

7th S21.132 Puncture wound without foreign body of left front wall of thorax without penetration into thoracic cavity CC POA CC/MCC Exc

7th S21.139 Puncture wound without foreign body of unspecified front wall of thorax without penetration into thoracic cavity CC POA CC/MCC Exc

- 6th S21.14 Puncture wound with foreign body of front wall of thorax without penetration into thoracic cavity
  - 7th S21.141 Puncture wound with foreign body of right front wall of thorax without penetration into thoracic cavity CC POA CC/MCC Exc
  - 7th S21.142 Puncture wound with foreign body of left front wall of thorax without penetration into thoracic cavity CC POA CC/MCC Exc
  - 7th S21.149 Puncture wound with foreign body of unspecified front wall of thorax without penetration into thoracic cavity CC POA CC/MCC Exc
- 6th S21.15 Open bite of front wall of thorax without penetration into thoracic cavity

  Bite of front wall of thorax NOS

  EXCLUDES1 *superficial bite of front wall of thorax (S20.37)*
  - 7th S21.151 Open bite of right front wall of thorax without penetration into thoracic cavity CC POA CC/MCC Exc
  - 7th S21.152 Open bite of left front wall of thorax without penetration into thoracic cavity CC POA CC/MCC Exc
  - 7th S21.159 Open bite of unspecified front wall of thorax without penetration into thoracic cavity CC POA CC/MCC Exc

- 5th S21.2 Open wound of back wall of thorax without penetration into thoracic cavity
  - 6th S21.20 Unspecified open wound of back wall of thorax without penetration into thoracic cavity
    - 7th S21.201 Unspecified open wound of right back wall of thorax without penetration into thoracic cavity POA
    - 7th S21.202 Unspecified open wound of left back wall of thorax without penetration into thoracic cavity POA
    - 7th S21.209 Unspecified open wound of unspecified back wall of thorax without penetration into thoracic cavity POA
  - 6th S21.21 Laceration without foreign body of back wall of thorax without penetration into thoracic cavity
    - 7th S21.211 Laceration without foreign body of right back wall of thorax without penetration into thoracic cavity POA
    - 7th S21.212 Laceration without foreign body of left back wall of thorax without penetration into thoracic cavity POA
    - 7th S21.219 Laceration without foreign body of unspecified back wall of thorax without penetration into thoracic cavity POA
  - 6th S21.22 Laceration with foreign body of back wall of thorax without penetration into thoracic cavity
    - 7th S21.221 Laceration with foreign body of right back wall of thorax without penetration into thoracic cavity POA
    - 7th S21.222 Laceration with foreign body of left back wall of thorax without penetration into thoracic cavity POA
    - 7th S21.229 Laceration with foreign body of unspecified back wall of thorax without penetration into thoracic cavity POA
  - 6th S21.23 Puncture wound without foreign body of back wall of thorax without penetration into thoracic cavity
    - 7th S21.231 Puncture wound without foreign body of right back wall of thorax without penetration into thoracic cavity POA
    - 7th S21.232 Puncture wound without foreign body of left back wall of thorax without penetration into thoracic cavity POA
    - 7th S21.239 Puncture wound without foreign body of unspecified back wall of thorax without penetration into thoracic cavity POA

6th S21.24 Puncture wound with foreign body of back wall of thorax without penetration into thoracic cavity
- 7th S21.241 Puncture wound with foreign body of right back wall of thorax without penetration into thoracic cavity POA
- 7th S21.242 Puncture wound with foreign body of left back wall of thorax without penetration into thoracic cavity POA
- 7th S21.249 Puncture wound with foreign body of unspecified back wall of thorax without penetration into thoracic cavity POA

6th S21.25 Open bite of back wall of thorax without penetration into thoracic cavity

Bite of back wall of thorax NOS

EXCLUDES1 *superficial bite of back wall of thorax (S20.47)*

- 7th S21.251 Open bite of right back wall of thorax without penetration into thoracic cavity POA
- 7th S21.252 Open bite of left back wall of thorax without penetration into thoracic cavity POA
- 7th S21.259 Open bite of unspecified back wall of thorax without penetration into thoracic cavity POA

5th S21.3 Open wound of front wall of thorax with penetration into thoracic cavity

Open wound of chest with penetration into thoracic cavity

6th S21.30 Unspecified open wound of front wall of thorax with penetration into thoracic cavity
- 7th S21.301 Unspecified open wound of right front wall of thorax with penetration into thoracic cavity POA MCC CC/MCC Exc
- 7th S21.302 Unspecified open wound of left front wall of thorax with penetration into thoracic cavity POA MCC CC/MCC Exc
- 7th S21.309 Unspecified open wound of unspecified front wall of thorax with penetration into thoracic cavity POA MCC CC/MCC Exc

6th S21.31 Laceration without foreign body of front wall of thorax with penetration into thoracic cavity
- 7th S21.311 Laceration without foreign body of right front wall of thorax with penetration into thoracic cavity POA MCC CC/MCC Exc
- 7th S21.312 Laceration without foreign body of left front wall of thorax with penetration into thoracic cavity POA MCC CC/MCC Exc
- 7th S21.319 Laceration without foreign body of unspecified front wall of thorax with penetration into thoracic cavity POA MCC CC/MCC Exc

6th S21.32 Laceration with foreign body of front wall of thorax with penetration into thoracic cavity
- 7th S21.321 Laceration with foreign body of right front wall of thorax with penetration into thoracic cavity POA MCC CC/MCC Exc
- 7th S21.322 Laceration with foreign body of left front wall of thorax with penetration into thoracic cavity POA MCC CC/MCC Exc
- 7th S21.329 Laceration with foreign body of unspecified front wall of thorax with penetration into thoracic cavity POA MCC CC/MCC Exc

6th S21.33 Puncture wound without foreign body of front wall of thorax with penetration into thoracic cavity
- 7th S21.331 Puncture wound without foreign body of right front wall of thorax with penetration into thoracic cavity POA MCC CC/MCC Exc
- 7th S21.332 Puncture wound without foreign body of left front wall of thorax with penetration into thoracic cavity POA MCC CC/MCC Exc
- 7th S21.339 Puncture wound without foreign body of unspecified front wall of thorax with penetration into thoracic cavity POA MCC CC/MCC Exc

6th S21.34 Puncture wound with foreign body of front wall of thorax with penetration into thoracic cavity
- 7th S21.341 Puncture wound with foreign body of right front wall of thorax with penetration into thoracic cavity POA MCC CC/MCC Exc
- 7th S21.342 Puncture wound with foreign body of left front wall of thorax with penetration into thoracic cavity POA MCC CC/MCC Exc
- 7th S21.349 Puncture wound with foreign body of unspecified front wall of thorax with penetration into thoracic cavity POA MCC CC/MCC Exc

6th S21.35 Open bite of front wall of thorax with penetration into thoracic cavity

EXCLUDES1 *superficial bite of front wall of thorax (S20.37)*

- 7th S21.351 Open bite of right front wall of thorax with penetration into thoracic cavity POA MCC CC/MCC Exc
- 7th S21.352 Open bite of left front wall of thorax with penetration into thoracic cavity POA MCC CC/MCC Exc
- 7th S21.359 Open bite of unspecified front wall of thorax with penetration into thoracic cavity POA MCC CC/MCC Exc

5th S21.4 Open wound of back wall of thorax with penetration into thoracic cavity

6th S21.40 Unspecified open wound of back wall of thorax with penetration into thoracic cavity
- 7th S21.401 Unspecified open wound of right back wall of thorax with penetration into thoracic cavity POA MCC CC/MCC Exc
- 7th S21.402 Unspecified open wound of left back wall of thorax with penetration into thoracic cavity POA MCC CC/MCC Exc
- 7th S21.409 Unspecified open wound of unspecified back wall of thorax with penetration into thoracic cavity POA MCC CC/MCC Exc

6th S21.41 Laceration without foreign body of back wall of thorax with penetration into thoracic cavity
- 7th S21.411 Laceration without foreign body of right back wall of thorax with penetration into thoracic cavity POA MCC CC/MCC Exc
- 7th S21.412 Laceration without foreign body of left back wall of thorax with penetration into thoracic cavity POA MCC CC/MCC Exc
- 7th S21.419 Laceration without foreign body of unspecified back wall of thorax with penetration into thoracic cavity POA MCC CC/MCC Exc

6th S21.42 Laceration with foreign body of back wall of thorax with penetration into thoracic cavity
- 7th S21.421 Laceration with foreign body of right back wall of thorax with penetration into thoracic cavity POA MCC CC/MCC Exc
- 7th S21.422 Laceration with foreign body of left back wall of thorax with penetration into thoracic cavity POA MCC CC/MCC Exc
- 7th S21.429 Laceration with foreign body of unspecified back wall of thorax with penetration into thoracic cavity POA MCC CC/MCC Exc

6th S21.43 Puncture wound without foreign body of back wall of thorax with penetration into thoracic cavity
- 7th S21.431 Puncture wound without foreign body of right back wall of thorax with penetration into thoracic cavity POA MCC CC/MCC Exc
- 7th S21.432 Puncture wound without foreign body of left back wall of thorax with penetration into thoracic cavity POA MCC CC/MCC Exc
- 7th S21.439 Puncture wound without foreign body of unspecified back wall of thorax with penetration into thoracic cavity POA MCC CC/MCC Exc

6th S21.44 Puncture wound with foreign body of back wall of thorax with penetration into thoracic cavity

7th S21.441 Puncture wound with foreign body of right back wall of thorax with penetration into thoracic cavity POA MCC CC/MCC Exc

7th S21.442 Puncture wound with foreign body of left back wall of thorax with penetration into thoracic cavity POA MCC CC/MCC Exc

7th S21.449 Puncture wound with foreign body of unspecified back wall of thorax with penetration into thoracic cavity POA MCC CC/MCC Exc

6th S21.45 Open bite of back wall of thorax with penetration into thoracic cavity

Bite of back wall of thorax NOS

EXCLUDES1 *superficial bite of back wall of thorax (S20.47)*

7th S21.451 Open bite of right back wall of thorax with penetration into thoracic cavity POA MCC CC/MCC Exc

7th S21.452 Open bite of left back wall of thorax with penetration into thoracic cavity POA MCC CC/MCC Exc

7th S21.459 Open bite of unspecified back wall of thorax with penetration into thoracic cavity POA MCC CC/MCC Exc

5th S21.9 Open wound of unspecified part of thorax

Open wound of thoracic wall NOS

x7th S21.90 Unspecified open wound of unspecified part of thorax CC POA CC/MCC Exc

x7th S21.91 Laceration without foreign body of unspecified part of thorax CC POA CC/MCC Exc

x7th S21.92 Laceration with foreign body of unspecified part of thorax CC POA CC/MCC Exc

x7th S21.93 Puncture wound without foreign body of unspecified part of thorax CC POA CC/MCC Exc

x7th S21.94 Puncture wound with foreign body of unspecified part of thorax CC POA CC/MCC Exc

x7th S21.95 Open bite of unspecified part of thorax CC POA CC/MCC Exc

EXCLUDES1 *superficial bite of thorax (S20.97)*

4th S22 Fracture of rib(s), sternum and thoracic spine

See Official Guidelines, "Coding of Traumatic Fractures" I.C.19.c

NOTES A fracture not indicated as displaced or nondisplaced should be coded to displaced

A fracture not indicated as open or closed should be coded to closed

INCLUDES *fracture of thoracic neural arch*

fracture of thoracic spinous process

fracture of thoracic transverse process

fracture of thoracic vertebra

fracture of thoracic vertebral arch

Code also, if applicable, any associated condition such as:

injury of intrathoracic organ (S27.-)

spinal cord injury (S24.0-, S24.1-)

traumatic hemopneumothorax (S27.2)

traumatic hemothorax (S27.1-)

traumatic pneumothorax (S27.0)

EXCLUDES1 *transection of thorax (S28.1)*

EXCLUDES2 *fracture of clavicle (S42.0-)*

fracture of scapula (S42.1-)

The appropriate 7th character is to be added to each code from category S22

A = initial encounter for closed fracture

B = initial encounter for open fracture

D = subsequent encounter for fracture with routine healing

G = subsequent encounter for fracture with delayed healing

K = subsequent encounter for fracture with nonunion

S = sequela

5th S22.0 Fracture of thoracic vertebra

- 6th S22.00 Fracture of unspecified thoracic vertebra
  - 7th S22.000 Wedge compression fracture of unspecified thoracic vertebra CC POA HAC HCC MCC CC/MCC Exc
  - 7th S22.001 Stable burst fracture of unspecified thoracic vertebra CC POA HAC HCC MCC CC/MCC Exc
  - 7th S22.002 Unstable burst fracture of unspecified thoracic vertebra CC POA HAC HCC MCC CC/MCC Exc
  - 7th S22.008 Other fracture of unspecified thoracic vertebra CC POA HAC HCC MCC CC/MCC Exc
  - 7th S22.009 Unspecified fracture of unspecified thoracic vertebra CC POA HAC HCC MCC CC/MCC Exc
- 6th S22.01 Fracture of first thoracic vertebra
  - 7th S22.010 Wedge compression fracture of first thoracic vertebra CC POA HAC HCC MCC CC/MCC Exc
  - 7th S22.011 Stable burst fracture of first thoracic vertebra CC POA HAC HCC MCC CC/MCC Exc
  - 7th S22.012 Unstable burst fracture of first thoracic vertebra CC POA HAC HCC MCC CC/MCC Exc
  - 7th S22.018 Other fracture of first thoracic vertebra CC POA HAC HCC MCC CC/MCC Exc
  - 7th S22.019 Unspecified fracture of first thoracic vertebra CC POA HAC HCC MCC CC/MCC Exc
- 6th S22.02 Fracture of second thoracic vertebra
  - 7th S22.020 Wedge compression fracture of second thoracic vertebra CC POA HAC HCC MCC CC/MCC Exc
  - 7th S22.021 Stable burst fracture of second thoracic vertebra CC POA HAC HCC MCC CC/MCC Exc
  - 7th S22.022 Unstable burst fracture of second thoracic vertebra CC POA HAC HCC MCC CC/MCC Exc
  - 7th S22.028 Other fracture of second thoracic vertebra CC POA HAC HCC MCC CC/MCC Exc
  - 7th S22.029 Unspecified fracture of second thoracic vertebra CC POA HAC HCC MCC CC/MCC Exc
- 6th S22.03 Fracture of third thoracic vertebra
  - 7th S22.030 Wedge compression fracture of third thoracic vertebra CC POA HAC HCC MCC CC/MCC Exc
  - 7th S22.031 Stable burst fracture of third thoracic vertebra CC POA HAC HCC MCC CC/MCC Exc
  - 7th S22.032 Unstable burst fracture of third thoracic vertebra CC POA HAC HCC MCC CC/MCC Exc
  - 7th S22.038 Other fracture of third thoracic vertebra CC POA HAC HCC MCC CC/MCC Exc
  - 7th S22.039 Unspecified fracture of third thoracic vertebra CC POA HAC HCC MCC CC/MCC Exc

6th S22.04 Fracture of fourth thoracic vertebra
- 7th S22.040 Wedge compression fracture of fourth thoracic vertebra CC POA HAC HCC MCC CC/MCC Exc
- 7th S22.041 Stable burst fracture of fourth thoracic vertebra CC POA HAC HCC MCC CC/MCC Exc
- 7th S22.042 Unstable burst fracture of fourth thoracic vertebra CC POA HAC HCC MCC CC/MCC Exc
- 7th S22.048 Other fracture of fourth thoracic vertebra CC POA HAC HCC MCC CC/MCC Exc
- 7th S22.049 Unspecified fracture of fourth thoracic vertebra CC POA HAC HCC MCC CC/MCC Exc

6th S22.05 Fracture of T5-T6 vertebra
- 7th S22.050 Wedge compression fracture of T5-T6 vertebra CC POA HAC HCC MCC CC/MCC Exc
- 7th S22.051 Stable burst fracture of T5-T6 vertebra CC POA HAC HCC MCC CC/MCC Exc
- 7th S22.052 Unstable burst fracture of T5-T6 vertebra CC POA HAC HCC MCC CC/MCC Exc
- 7th S22.058 Other fracture of T5-T6 vertebra CC POA HAC HCC MCC CC/MCC Exc
- 7th S22.059 Unspecified fracture of T5-T6 vertebra CC POA HAC HCC MCC CC/MCC Exc

6th S22.06 Fracture of T7-T8 vertebra
- 7th S22.060 Wedge compression fracture of T7-T8 vertebra CC POA HAC HCC MCC CC/MCC Exc
- 7th S22.061 Stable burst fracture of T7-T8 vertebra CC POA HAC HCC MCC CC/MCC Exc
- 7th S22.062 Unstable burst fracture of T7-T8 vertebra CC POA HAC HCC MCC CC/MCC Exc
- 7th S22.068 Other fracture of T7-T8 thoracic vertebra CC POA HAC HCC MCC CC/MCC Exc
- 7th S22.069 Unspecified fracture of T7-T8 vertebra CC POA HAC HCC MCC CC/MCC Exc

6th S22.07 Fracture of T9-T10 vertebra
- 7th S22.070 Wedge compression fracture of T9-T10 vertebra CC POA HAC HCC MCC CC/MCC Exc
- 7th S22.071 Stable burst fracture of T9-T10 vertebra CC POA HAC HCC MCC CC/MCC Exc
- 7th S22.072 Unstable burst fracture of T9-T10 vertebra CC POA HAC HCC MCC CC/MCC Exc
- 7th S22.078 Other fracture of T9-T10 vertebra CC POA HAC HCC MCC CC/MCC Exc
- 7th S22.079 Unspecified fracture of T9-T10 vertebra CC POA HAC HCC MCC CC/MCC Exc

6th S22.08 Fracture of T11-T12 vertebra
- 7th S22.080 Wedge compression fracture of T11-T12 vertebra CC POA HAC HCC MCC CC/MCC Exc
- 7th S22.081 Stable burst fracture of T11-T12 vertebra CC POA HAC HCC MCC CC/MCC Exc
- 7th S22.082 Unstable burst fracture of T11-T12 vertebra CC POA HAC HCC MCC CC/MCC Exc
- 7th S22.088 Other fracture of T11-T12 vertebra CC POA HAC HCC MCC CC/MCC Exc
- 7th S22.089 Unspecified fracture of T11-T12 vertebra CC POA HAC HCC MCC CC/MCC Exc

AHA: Q4 2024

5th S22.2 Fracture of sternum

- 7th S22.20 Unspecified fracture of sternum CC POA HAC MCC CC/MCC Exc
- 7th S22.21 Fracture of manubrium CC POA HAC MCC CC/MCC Exc
- 7th S22.22 Fracture of body of sternum CC POA HAC MCC CC/MCC Exc
- 7th S22.23 Sternal manubrial dissociation CC POA HAC MCC CC/MCC Exc
- 7th S22.24 Fracture of xiphoid process CC POA HAC MCC CC/MCC Exc

5th S22.3 Fracture of one rib

- 7th S22.31 Fracture of one rib, right side CC POA HAC MCC CC/MCC Exc
- 7th S22.32 Fracture of one rib, left side CC POA HAC MCC CC/MCC Exc
- 7th S22.39 Fracture of one rib, unspecified side CC POA HAC MCC CC/MCC Exc

5th S22.4 Multiple fractures of ribs

Fractures of two or more ribs

EXCLUDES1 *flail chest (S22.5-)*

- 7th S22.41 Multiple fractures of ribs, right side CC POA HAC MCC CC/MCC Exc
- 7th S22.42 Multiple fractures of ribs, left side CC POA HAC MCC CC/MCC Exc
- 7th S22.43 Multiple fractures of ribs, bilateral CC POA HAC MCC CC/MCC Exc
- 7th S22.49 Multiple fractures of ribs, unspecified side CC POA HAC MCC CC/MCC Exc

7th S22.5 Flail chest CC POA HAC MCC CC/MCC Exc

7th S22.9 Fracture of bony thorax, part unspecified CC POA HAC MCC CC/MCC Exc

4th S23 Dislocation and sprain of joints and ligaments of thorax

INCLUDES *avulsion of joint or ligament of thorax*
laceration of cartilage, joint or ligament of thorax
sprain of cartilage, joint or ligament of thorax
traumatic hemarthrosis of joint or ligament of thorax
traumatic rupture of joint or ligament of thorax
traumatic subluxation of joint or ligament of thorax
traumatic tear of joint or ligament of thorax

Code also any associated open wound

EXCLUDES2 *dislocation, sprain of sternoclavicular joint (S43.2, S43.6)*
strain of muscle or tendon of thorax (S29.01-)

The appropriate 7th character is to be added to each code from category S23

A = initial encounter

D = subsequent encounter

S = sequela

7th S23.0 Traumatic rupture of thoracic intervertebral disc POA CC/MCC Exc

EXCLUDES1 *rupture or displacement (nontraumatic) of thoracic intervertebral disc NOS (M51.- with fifth character 4)*

5th S23.1 Subluxation and dislocation of thoracic vertebra

Code also any associated:

open wound of thorax (S21.-)

spinal cord injury (S24.0-, S24.1-)

EXCLUDES2 *fracture of thoracic vertebrae (S22.0-)*

6th S23.10 Subluxation and dislocation of unspecified thoracic vertebra

7th S23.100 Subluxation of unspecified thoracic vertebra POA CC/MCC Exc

7th S23.101 Dislocation of unspecified thoracic vertebra POA CC/MCC Exc

6th S23.11 Subluxation and dislocation of T1/T2 thoracic vertebra

7th S23.110 Subluxation of T1/T2 thoracic vertebra POA CC/MCC Exc

7th S23.111 Dislocation of T1/T2 thoracic vertebra POA CC/MCC Exc

6th S23.12 Subluxation and dislocation of T2/T3-T3/T4 thoracic vertebra

7th S23.120 Subluxation of T2/T3 thoracic vertebra POA CC/MCC Exc

7th S23.121 Dislocation of T2/T3 thoracic vertebra POA CC/MCC Exc

7th S23.122 Subluxation of T3/T4 thoracic vertebra POA CC/MCC Exc

7th S23.123 Dislocation of T3/T4 thoracic vertebra POA CC/MCC Exc

6th S23.13 Subluxation and dislocation of T4/T5-T5/T6 thoracic vertebra

7th S23.130 Subluxation of T4/T5 thoracic vertebra POA CC/MCC Exc

7th S23.131 Dislocation of T4/T5 thoracic vertebra POA CC/MCC Exc

7th S23.132 Subluxation of T5/T6 thoracic vertebra POA CC/MCC Exc

7th S23.133 Dislocation of T5/T6 thoracic vertebra POA CC/MCC Exc

6th S23.14 Subluxation and dislocation of T6/T7-T7/T8 thoracic vertebra

7th S23.140 Subluxation of T6/T7 thoracic vertebra POA CC/MCC Exc

7th S23.141 Dislocation of T6/T7 thoracic vertebra POA CC/MCC Exc

7th S23.142 Subluxation of T7/T8 thoracic vertebra POA CC/MCC Exc

7th S23.143 Dislocation of T7/T8 thoracic vertebra POA CC/MCC Exc

- 6th S23.15 Subluxation and dislocation of T8/T9-T9/T10 thoracic vertebra
  - 7th S23.150 Subluxation of T8/T9 thoracic vertebra POA CC/MCC Exc
  - 7th S23.151 Dislocation of T8/T9 thoracic vertebra POA CC/MCC Exc
  - 7th S23.152 Subluxation of T9/T10 thoracic vertebra POA CC/MCC Exc
  - 7th S23.153 Dislocation of T9/T10 thoracic vertebra POA CC/MCC Exc
- 6th S23.16 Subluxation and dislocation of T10/T11-T11/T12 thoracic vertebra
  - 7th S23.160 Subluxation of T10/T11 thoracic vertebra POA CC/MCC Exc
  - 7th S23.161 Dislocation of T10/T11 thoracic vertebra POA CC/MCC Exc
  - 7th S23.162 Subluxation of T11/T12 thoracic vertebra POA CC/MCC Exc
  - 7th S23.163 Dislocation of T11/T12 thoracic vertebra POA CC/MCC Exc
- 6th S23.17 Subluxation and dislocation of T12/L1 thoracic vertebra
  - 7th S23.170 Subluxation of T12/L1 thoracic vertebra POA CC/MCC Exc
  - 7th S23.171 Dislocation of T12/L1 thoracic vertebra POA CC/MCC Exc

- 5th S23.2 Dislocation of other and unspecified parts of thorax
  - x7th S23.20 Dislocation of unspecified part of thorax POA CC/MCC Exc
  - x7th S23.29 Dislocation of other parts of thorax POA CC/MCC Exc
- x7th S23.3 Sprain of ligaments of thoracic spine POA CC/MCC Exc
- 5th S23.4 Sprain of ribs and sternum
  - x7th S23.41 Sprain of ribs POA
  - 6th S23.42 Sprain of sternum
    - 7th S23.420 Sprain of sternoclavicular (joint) (ligament) POA
    - 7th S23.421 Sprain of chondrosternal joint POA
    - 7th S23.428 Other sprain of sternum POA
    - 7th S23.429 Unspecified sprain of sternum POA
- x7th S23.8 Sprain of other specified parts of thorax POA CC/MCC Exc
- x7th S23.9 Sprain of unspecified parts of thorax POA CC/MCC Exc

- 4th S24 Injury of nerves and spinal cord at thorax level

NOTES Code to highest level of thoracic spinal cord injury

Injuries to the spinal cord (S24.0 and S24.1) refer to the cord level and not bone level injury, and can affect nerve roots at and below the level given.

Code also any associated:

- fracture of thoracic vertebra (S22.0-)
- open wound of thorax (S21.-)
- transient paralysis (R29.5)

EXCLUDES2 *injury of brachial plexus (S14.3)*

The appropriate 7th character is to be added to each code from category S24

- **A = initial encounter**
- **D = subsequent encounter**
- **S = sequela**

x 7th S24.0 Concussion and edema of thoracic spinal cord POA HCC MCC CC/MCC Exc

5th S24.1 Other and unspecified injuries of thoracic spinal cord

6th S24.10 Unspecified injury of thoracic spinal cord

7th S24.101 Unspecified injury at T1 level of thoracic spinal cord POA HAC HCC MCC CC/MCC Exc

7th S24.102 Unspecified injury at T2-T6 level of thoracic spinal cord POA HAC HCC MCC CC/MCC Exc

7th S24.103 Unspecified injury at T7-T10 level of thoracic spinal cord POA HAC HCC MCC CC/MCC Exc

7th S24.104 Unspecified injury at T11-T12 level of thoracic spinal cord POA HAC HCC MCC CC/MCC Exc

7th S24.109 Unspecified injury at unspecified level of thoracic spinal cord POA HCC CC/MCC Exc

Injury of thoracic spinal cord NOS

6th S24.11 Complete lesion of thoracic spinal cord

7th S24.111 Complete lesion at T1 level of thoracic spinal cord POA HAC HCC MCC CC/MCC Exc

7th S24.112 Complete lesion at T2-T6 level of thoracic spinal cord POA HAC HCC MCC CC/MCC Exc

7th S24.113 Complete lesion at T7-T10 level of thoracic spinal cord POA HAC HCC MCC CC/MCC Exc

7th S24.114 Complete lesion at T11-T12 level of thoracic spinal cord POA HAC HCC MCC CC/MCC Exc

7th S24.119 Complete lesion at unspecified level of thoracic spinal cord POA HCC CC/MCC Exc

6th S24.13 Anterior cord syndrome of thoracic spinal cord

7th S24.131 Anterior cord syndrome at T1 level of thoracic spinal cord POA HAC HCC MCC CC/MCC Exc

7th S24.132 Anterior cord syndrome at T2-T6 level of thoracic spinal cord POA HAC HCC MCC CC/MCC Exc

7th S24.133 Anterior cord syndrome at T7-T10 level of thoracic spinal cord POA HAC HCC MCC CC/MCC Exc

7th S24.134 Anterior cord syndrome at T11-T12 level of thoracic spinal cord POA HAC HCC MCC CC/MCC Exc

7th S24.139 Anterior cord syndrome at unspecified level of thoracic spinal cord POA HCC CC/MCC Exc

6th S24.14 Brown-Séquard syndrome of thoracic spinal cord

7th S24.141 Brown-Séquard syndrome at T1 level of thoracic spinal cord POA HCC MCC CC/MCC Exc

7th S24.142 Brown-Séquard syndrome at T2-T6 level of thoracic spinal cord POA HCC MCC CC/MCC Exc

7th S24.143 Brown-Séquard syndrome at T7-T10 level of thoracic spinal cord POA HCC MCC CC/MCC Exc

7th S24.144 Brown-Séquard syndrome at T11-T12 level of thoracic spinal cord POA HCC MCC CC/MCC Exc

7th S24.149 Brown-Séquard syndrome at unspecified level of thoracic spinal cord POA HCC CC/MCC Exc

6th S24.15 Other incomplete lesions of thoracic spinal cord

Incomplete lesion of thoracic spinal cord NOS

Posterior cord syndrome of thoracic spinal cord

7th S24.151 Other incomplete lesion at T1 level of thoracic spinal cord POA HAC HCC MCC CC/MCC Exc

7th S24.152 Other incomplete lesion at T2-T6 level of thoracic spinal cord POA HAC HCC MCC CC/MCC Exc

7th S24.153 Other incomplete lesion at T7-T10 level of thoracic spinal cord POA HAC HCC MCC CC/MCC Exc

7th S24.154 Other incomplete lesion at T11-T12 level of thoracic spinal cord POA HAC HCC MCC CC/MCC Exc

7th S24.159 Other incomplete lesion at unspecified level of thoracic spinal cord POA HCC CC/MCC Exc

x 7th S24.2 Injury of nerve root of thoracic spine POA

x 7th S24.3 Injury of peripheral nerves of thorax POA

x 7th S24.4 Injury of thoracic sympathetic nervous system POA

Injury of cardiac plexus

Injury of esophageal plexus

Injury of pulmonary plexus

Injury of stellate ganglion

Injury of thoracic sympathetic ganglion

x 7th S24.8 Injury of other specified nerves of thorax POA

x 7th S24.9 Injury of unspecified nerve of thorax POA

4th S25 Injury of blood vessels of thorax

Code also any associated open wound (S21.-)

The appropriate 7th character is to be added to each code from category S25

A = initial encounter

D = subsequent encounter

S = sequela

5th S25.0 Injury of thoracic aorta

Injury of aorta NOS

x7th S25.00 Unspecified injury of thoracic aorta POA MCC CC/MCC Exc

x7th S25.01 Minor laceration of thoracic aorta POA MCC CC/MCC Exc

Incomplete transection of thoracic aorta

Laceration of thoracic aorta NOS

Superficial laceration of thoracic aorta

x7th S25.02 Major laceration of thoracic aorta POA MCC CC/MCC Exc

Complete transection of thoracic aorta

Traumatic rupture of thoracic aorta

x7th S25.09 Other specified injury of thoracic aorta POA MCC CC/MCC Exc

5th S25.1 Injury of innominate or subclavian artery

6th S25.10 Unspecified injury of innominate or subclavian artery

7th S25.101 Unspecified injury of right innominate or subclavian artery POA MCC CC/MCC Exc

7th S25.102 Unspecified injury of left innominate or subclavian artery POA MCC CC/MCC Exc

7th S25.109 Unspecified injury of unspecified innominate or subclavian artery POA MCC CC/MCC Exc

6th S25.11 Minor laceration of innominate or subclavian artery

Incomplete transection of innominate or subclavian artery

Laceration of innominate or subclavian artery NOS

Superficial laceration of innominate or subclavian artery

7th S25.111 Minor laceration of right innominate or subclavian artery POA MCC CC/MCC Exc

7th S25.112 Minor laceration of left innominate or subclavian artery POA MCC CC/MCC Exc

7th S25.119 Minor laceration of unspecified innominate or subclavian artery POA MCC CC/MCC Exc

6th S25.12 Major laceration of innominate or subclavian artery

Complete transection of innominate or subclavian artery

Traumatic rupture of innominate or subclavian artery

7th S25.121 Major laceration of right innominate or subclavian artery POA MCC CC/MCC Exc

7th S25.122 Major laceration of left innominate or subclavian artery POA MCC CC/MCC Exc

7th S25.129 Major laceration of unspecified innominate or subclavian artery POA MCC CC/MCC Exc

6th S25.19 Other specified injury of innominate or subclavian artery

7th S25.191 Other specified injury of right innominate or subclavian artery POA MCC CC/MCC Exc

7th S25.192 Other specified injury of left innominate or subclavian artery POA MCC CC/MCC Exc

7th S25.199 Other specified injury of unspecified innominate or subclavian artery POA MCC CC/MCC Exc

5th S25.2 Injury of superior vena cava

Injury of vena cava NOS

x7th S25.20 Unspecified injury of superior vena cava POA MCC CC/MCC Exc

x7th S25.21 Minor laceration of superior vena cava POA MCC CC/MCC Exc

Incomplete transection of superior vena cava

Laceration of superior vena cava NOS

Superficial laceration of superior vena cava

x7th S25.22 Major laceration of superior vena cava POA MCC CC/MCC Exc

Complete transection of superior vena cava

Traumatic rupture of superior vena cava

x7th S25.29 Other specified injury of superior vena cava POA MCC CC/MCC Exc

5th S25.3 Injury of innominate or subclavian vein

6th S25.30 Unspecified injury of innominate or subclavian vein

7th S25.301 Unspecified injury of right innominate or subclavian vein POA MCC CC/MCC Exc

7th S25.302 Unspecified injury of left innominate or subclavian vein POA MCC CC/MCC Exc

7th S25.309 Unspecified injury of unspecified innominate or subclavian vein POA MCC CC/MCC Exc

6th S25.31 Minor laceration of innominate or subclavian vein

Incomplete transection of innominate or subclavian vein

Laceration of innominate or subclavian vein NOS

Superficial laceration of innominate or subclavian vein

7th S25.311 Minor laceration of right innominate or subclavian vein POA MCC CC/MCC Exc

7th S25.312 Minor laceration of left innominate or subclavian vein POA MCC CC/MCC Exc

7th S25.319 Minor laceration of unspecified innominate or subclavian vein POA MCC CC/MCC Exc

6th S25.32 Major laceration of innominate or subclavian vein

Complete transection of innominate or subclavian vein

Traumatic rupture of innominate or subclavian vein

7th S25.321 Major laceration of right innominate or subclavian vein POA MCC CC/MCC Exc

7th S25.322 Major laceration of left innominate or subclavian vein POA MCC CC/MCC Exc

7th S25.329 Major laceration of unspecified innominate or subclavian vein POA MCC CC/MCC Exc

6th S25.39 Other specified injury of innominate or subclavian vein

7th S25.391 Other specified injury of right innominate or subclavian vein POA MCC CC/MCC Exc

7th S25.392 Other specified injury of left innominate or subclavian vein POA MCC CC/MCC Exc

7th S25.399 Other specified injury of unspecified innominate or subclavian vein POA MCC CC/MCC Exc

5th S25.4 Injury of pulmonary blood vessels

6th S25.40 Unspecified injury of pulmonary blood vessels

7th S25.401 Unspecified injury of right pulmonary blood vessels POA MCC CC/MCC Exc

7th S25.402 Unspecified injury of left pulmonary blood vessels POA MCC CC/MCC Exc

7th S25.409 Unspecified injury of unspecified pulmonary blood vessels POA MCC CC/MCC Exc

6th S25.41 Minor laceration of pulmonary blood vessels

Incomplete transection of pulmonary blood vessels

Laceration of pulmonary blood vessels NOS

Superficial laceration of pulmonary blood vessels

7th S25.411 Minor laceration of right pulmonary blood vessels POA MCC CC/MCC Exc

7th S25.412 Minor laceration of left pulmonary blood vessels POA MCC CC/MCC Exc

7th S25.419 Minor laceration of unspecified pulmonary blood vessels POA MCC CC/MCC Exc

6th S25.42 Major laceration of pulmonary blood vessels

Complete transection of pulmonary blood vessels

Traumatic rupture of pulmonary blood vessels

7th S25.421 Major laceration of right pulmonary blood vessels POA MCC CC/MCC Exc

7th S25.422 Major laceration of left pulmonary blood vessels POA MCC CC/MCC Exc

7th S25.429 Major laceration of unspecified pulmonary blood vessels POA MCC CC/MCC Exc

6th S25.49 Other specified injury of pulmonary blood vessels

7th S25.491 Other specified injury of right pulmonary blood vessels POA MCC CC/MCC Exc

7th S25.492 Other specified injury of left pulmonary blood vessels POA MCC CC/MCC Exc

7th S25.499 Other specified injury of unspecified pulmonary blood vessels POA MCC CC/MCC Exc

5th S25.5 Injury of intercostal blood vessels

6th S25.50 Unspecified injury of intercostal blood vessels

7th S25.501 Unspecified injury of intercostal blood vessels, right side CC POA CC/MCC Exc

7th S25.502 Unspecified injury of intercostal blood vessels, left side CC POA CC/MCC Exc

7th S25.509 Unspecified injury of intercostal blood vessels, unspecified side CC POA CC/MCC Exc

6th S25.51 Laceration of intercostal blood vessels

7th S25.511 Laceration of intercostal blood vessels, right side CC POA CC/MCC Exc

7th S25.512 Laceration of intercostal blood vessels, left side CC POA CC/MCC Exc

7th S25.519 Laceration of intercostal blood vessels, unspecified side CC POA CC/MCC Exc

6th S25.59 Other specified injury of intercostal blood vessels

7th S25.591 Other specified injury of intercostal blood vessels, right side CC POA CC/MCC Exc

7th S25.592 Other specified injury of intercostal blood vessels, left side CC POA CC/MCC Exc

7th S25.599 Other specified injury of intercostal blood vessels, unspecified side CC POA CC/MCC Exc

- 5th S25.8 Injury of other blood vessels of thorax
  - Injury of azygos vein
  - Injury of mammary artery or vein
  - 6th S25.80 Unspecified injury of other blood vessels of thorax
    - 7th S25.801 Unspecified injury of other blood vessels of thorax, right side CC POA CC/MCC Exc
    - 7th S25.802 Unspecified injury of other blood vessels of thorax, left side CC POA CC/MCC Exc
    - 7th S25.809 Unspecified injury of other blood vessels of thorax, unspecified side CC POA CC/MCC Exc
  - 6th S25.81 Laceration of other blood vessels of thorax
    - 7th S25.811 Laceration of other blood vessels of thorax, right side CC POA CC/MCC Exc
    - 7th S25.812 Laceration of other blood vessels of thorax, left side CC POA CC/MCC Exc
    - 7th S25.819 Laceration of other blood vessels of thorax, unspecified side CC POA CC/MCC Exc
  - 6th S25.89 Other specified injury of other blood vessels of thorax
    - 7th S25.891 Other specified injury of other blood vessels of thorax, right side CC POA CC/MCC Exc
    - 7th S25.892 Other specified injury of other blood vessels of thorax, left side CC POA CC/MCC Exc
    - 7th S25.899 Other specified injury of other blood vessels of thorax, unspecified side CC POA CC/MCC Exc
- 5th S25.9 Injury of unspecified blood vessel of thorax
  - x-7th S25.90 Unspecified injury of unspecified blood vessel of thorax CC POA CC/MCC Exc
  - x-7th S25.91 Laceration of unspecified blood vessel of thorax CC POA CC/MCC Exc
  - x-7th S25.99 Other specified injury of unspecified blood vessel of thorax CC POA CC/MCC Exc

4th S26 Injury of heart

Code also any associated:

open wound of thorax (S21.-)

traumatic hemopneumothorax (S27.2)

traumatic hemothorax (S27.1)

traumatic pneumothorax (S27.0)

The appropriate 7th character is to be added to each code from category S26

A = initial encounter

D = subsequent encounter

S = sequela

5th S26.0 Injury of heart with hemopericardium

- x7th S26.00 Unspecified injury of heart with hemopericardium CC POA CC/MCC Exc
- x7th S26.01 Contusion of heart with hemopericardium CC POA CC/MCC Exc
- 6th S26.02 Laceration of heart with hemopericardium
  - 7th S26.020 Mild laceration of heart with hemopericardium POA MCC CC/MCC Exc
    Laceration of heart without penetration of heart chamber
  - 7th S26.021 Moderate laceration of heart with hemopericardium POA MCC CC/MCC Exc
    Laceration of heart with penetration of heart chamber
  - 7th S26.022 Major laceration of heart with hemopericardium POA MCC CC/MCC Exc
    Laceration of heart with penetration of multiple heart chambers
- x7th S26.09 Other injury of heart with hemopericardium CC POA CC/MCC Exc

5th S26.1 Injury of heart without hemopericardium

- x7th S26.10 Unspecified injury of heart without hemopericardium CC POA CC/MCC Exc
- x7th S26.11 Contusion of heart without hemopericardium CC POA CC/MCC Exc
- x7th S26.12 Laceration of heart without hemopericardium POA MCC CC/MCC Exc
- x7th S26.19 Other injury of heart without hemopericardium CC POA CC/MCC Exc

5th S26.9 Injury of heart, unspecified with or without hemopericardium

x7th S26.90 Unspecified injury of heart, unspecified with or without hemopericardium CC POA CC/MCC Exc

x7th S26.91 Contusion of heart, unspecified with or without hemopericardium CC POA CC/MCC Exc

x7th S26.92 Laceration of heart, unspecified with or without hemopericardium POA MCC CC/MCC Exc

Laceration of heart NOS

x7th S26.99 Other injury of heart, unspecified with or without hemopericardium CC POA CC/MCC Exc

4th S27 Injury of other and unspecified intrathoracic organs

Code also any associated open wound of thorax (S21.-)

EXCLUDES2 *injury of cervical esophagus (S10-S19)*

injury of trachea (cervical) (S10-S19)

The appropriate 7th character is to be added to each code from category S27

A = initial encounter

D = subsequent encounter

S = sequela

x7th S27.0 Traumatic pneumothorax CC POA CC/MCC Exc

EXCLUDES1 *spontaneous pneumothorax (J93.-)*

x7th S27.1 Traumatic hemothorax POA MCC CC/MCC Exc

x7th S27.2 Traumatic hemopneumothorax POA MCC CC/MCC Exc

5th S27.3 Other and unspecified injuries of lung

6th S27.30 Unspecified injury of lung

7th S27.301 Unspecified injury of lung, unilateral CC POA CC/MCC Exc

7th S27.302 Unspecified injury of lung, bilateral CC POA CC/MCC Exc

7th S27.309 Unspecified injury of lung, unspecified CC POA CC/MCC Exc

6th S27.31 Primary blast injury of lung

Blast injury of lung NOS

7th S27.311 Primary blast injury of lung, unilateral CC POA CC/MCC Exc

7th S27.312 Primary blast injury of lung, bilateral CC POA CC/MCC Exc

7th S27.319 Primary blast injury of lung, unspecified CC POA CC/MCC Exc

- 6th S27.32 Contusion of lung
  - 7th S27.321 Contusion of lung, unilateral CC POA CC/MCC Exc
  - 7th S27.322 Contusion of lung, bilateral CC POA CC/MCC Exc
  - 7th S27.329 Contusion of lung, unspecified CC POA CC/MCC Exc
- 6th S27.33 Laceration of lung
  - 7th S27.331 Laceration of lung, unilateral POA MCC CC/MCC Exc
  - 7th S27.332 Laceration of lung, bilateral POA MCC CC/MCC Exc
  - 7th S27.339 Laceration of lung, unspecified POA MCC CC/MCC Exc
- 6th S27.39 Other injuries of lung
  - Secondary blast injury of lung
  - 7th S27.391 Other injuries of lung, unilateral CC POA CC/MCC Exc
  - 7th S27.392 Other injuries of lung, bilateral CC POA CC/MCC Exc
  - 7th S27.399 Other injuries of lung, unspecified CC POA CC/MCC Exc
- 5th S27.4 Injury of bronchus
  - 6th S27.40 Unspecified injury of bronchus
    - 7th S27.401 Unspecified injury of bronchus, unilateral POA MCC CC/MCC Exc
    - 7th S27.402 Unspecified injury of bronchus, bilateral POA MCC CC/MCC Exc
    - 7th S27.409 Unspecified injury of bronchus, unspecified POA MCC CC/MCC Exc
  - 6th S27.41 Primary blast injury of bronchus
    - Blast injury of bronchus NOS
    - 7th S27.411 Primary blast injury of bronchus, unilateral POA MCC CC/MCC Exc
    - 7th S27.412 Primary blast injury of bronchus, bilateral POA MCC CC/MCC Exc
    - 7th S27.419 Primary blast injury of bronchus, unspecified POA MCC CC/MCC Exc
  - 6th S27.42 Contusion of bronchus
    - 7th S27.421 Contusion of bronchus, unilateral POA MCC CC/MCC Exc
    - 7th S27.422 Contusion of bronchus, bilateral POA MCC CC/MCC Exc
    - 7th S27.429 Contusion of bronchus, unspecified POA MCC CC/MCC Exc

- 6th S27.43 Laceration of bronchus
  - 7th S27.431 Laceration of bronchus, unilateral POA MCC CC/MCC Exc
  - 7th S27.432 Laceration of bronchus, bilateral POA MCC CC/MCC Exc
  - 7th S27.439 Laceration of bronchus, unspecified POA MCC CC/MCC Exc
- 6th S27.49 Other injury of bronchus

  Secondary blast injury of bronchus
  - 7th S27.491 Other injury of bronchus, unilateral POA MCC CC/MCC Exc
  - 7th S27.492 Other injury of bronchus, bilateral POA MCC CC/MCC Exc
  - 7th S27.499 Other injury of bronchus, unspecified POA MCC CC/MCC Exc
- 5th S27.5 Injury of thoracic trachea
  - x-7th S27.50 Unspecified injury of thoracic trachea CC POA CC/MCC Exc
  - x-7th S27.51 Primary blast injury of thoracic trachea CC POA CC/MCC Exc

    Blast injury of thoracic trachea NOS
  - x-7th S27.52 Contusion of thoracic trachea CC POA CC/MCC Exc
  - x-7th S27.53 Laceration of thoracic trachea CC POA CC/MCC Exc
  - x-7th S27.59 Other injury of thoracic trachea CC POA CC/MCC Exc

    Secondary blast injury of thoracic trachea
- 5th S27.6 Injury of pleura
  - x-7th S27.60 Unspecified injury of pleura CC POA CC/MCC Exc
  - x-7th S27.63 Laceration of pleura CC POA CC/MCC Exc
  - x-7th S27.69 Other injury of pleura CC POA CC/MCC Exc

5th S27.8 Injury of other specified intrathoracic organs

6th S27.80 Injury of diaphragm

7th S27.802 Contusion of diaphragm CC POA CC/MCC Exc

7th S27.803 Laceration of diaphragm CC POA CC/MCC Exc

7th S27.808 Other injury of diaphragm CC POA CC/MCC Exc

7th S27.809 Unspecified injury of diaphragm CC POA CC/MCC Exc

6th S27.81 Injury of esophagus (thoracic part)

7th S27.812 Contusion of esophagus (thoracic part) POA MCC CC/MCC Exc

7th S27.813 Laceration of esophagus (thoracic part) POA MCC CC/MCC Exc

7th S27.818 Other injury of esophagus (thoracic part) POA MCC CC/MCC Exc

7th S27.819 Unspecified injury of esophagus (thoracic part) POA MCC CC/MCC Exc

6th S27.89 Injury of other specified intrathoracic organs

Injury of lymphatic thoracic duct

Injury of thymus gland

7th S27.892 Contusion of other specified intrathoracic organs CC POA CC/MCC Exc

7th S27.893 Laceration of other specified intrathoracic organs CC POA CC/MCC Exc

7th S27.898 Other injury of other specified intrathoracic organs CC POA CC/MCC Exc

7th S27.899 Unspecified injury of other specified intrathoracic organs CC POA CC/MCC Exc

x7th S27.9 Injury of unspecified intrathoracic organ CC POA CC/MCC Exc

4th S28 Crushing injury of thorax, and traumatic amputation of part of thorax

The appropriate 7th character is to be added to each code from category S28

A = initial encounter

D = subsequent encounter

S = sequela

x7th S28.0 Crushed chest POA

Use additional code for all associated injuries

EXCLUDES1 *flail chest (S22.5)*

x7th S28.1 Traumatic amputation (partial) of part of thorax, except breast CC POA CC/MCC Exc

- 5th S28.2 Traumatic amputation of breast
  - 6th S28.21 Complete traumatic amputation of breast
    - Traumatic amputation of breast NOS
      - 7th S28.211 Complete traumatic amputation of right breast POA
      - 7th S28.212 Complete traumatic amputation of left breast POA
      - 7th S28.219 Complete traumatic amputation of unspecified breast POA
  - 6th S28.22 Partial traumatic amputation of breast
    - 7th S28.221 Partial traumatic amputation of right breast POA
    - 7th S28.222 Partial traumatic amputation of left breast POA
    - 7th S28.229 Partial traumatic amputation of unspecified breast POA

4th S29 Other and unspecified injuries of thorax

Code also any associated open wound (S21.-)

The appropriate 7th character is to be added to each code from category S29

A = initial encounter

D = subsequent encounter

S = sequela

- 5th S29.0 Injury of muscle and tendon at thorax level
  - 6th S29.00 Unspecified injury of muscle and tendon of thorax
    - 7th S29.001 Unspecified injury of muscle and tendon of front wall of thorax POA CC/MCC Exc
    - 7th S29.002 Unspecified injury of muscle and tendon of back wall of thorax POA CC/MCC Exc
    - 7th S29.009 Unspecified injury of muscle and tendon of unspecified wall of thorax POA CC/MCC Exc
  - 6th S29.01 Strain of muscle and tendon of thorax
    - 7th S29.011 Strain of muscle and tendon of front wall of thorax POA CC/MCC Exc
    - 7th S29.012 Strain of muscle and tendon of back wall of thorax POA CC/MCC Exc
    - 7th S29.019 Strain of muscle and tendon of unspecified wall of thorax POA CC/MCC Exc
  - 6th S29.02 Laceration of muscle and tendon of thorax
    - 7th S29.021 Laceration of muscle and tendon of front wall of thorax CC POA CC/MCC Exc
    - 7th S29.022 Laceration of muscle and tendon of back wall of thorax POA
    - 7th S29.029 Laceration of muscle and tendon of unspecified wall of thorax CC POA CC/MCC Exc
  - 6th S29.09 Other injury of muscle and tendon of thorax
    - 7th S29.091 Other injury of muscle and tendon of front wall of thorax POA CC/MCC Exc
    - 7th S29.092 Other injury of muscle and tendon of back wall of thorax POA CC/MCC Exc
    - 7th S29.099 Other injury of muscle and tendon of unspecified wall of thorax POA CC/MCC Exc
- x7th S29.8 Other specified injuries of thorax POA CC/MCC Exc
- x7th S29.9 Unspecified injury of thorax POA CC/MCC Exc

Injuries to the abdomen, lower back, lumbar spine, pelvis and external genitals (S30-S39)

INCLUDES *injuries to the abdominal wall*
injuries to the anus
injuries to the buttock
injuries to the external genitalia
injuries to the flank
injuries to the groin

EXCLUDES2 *burns and corrosions (T20-T32)*
effects of foreign body in anus and rectum (T18.5)
effects of foreign body in genitourinary tract (T19.-)
effects of foreign body in stomach, small intestine and colon (T18.2-T18.4)
frostbite (T33-T34)
insect bite or sting, venomous (T63.4)

4th S30 Superficial injury of abdomen, lower back, pelvis and external genitals

EXCLUDES2 *superficial injury of hip (S70.-)*

The appropriate 7th character is to be added to each code from category S30

A = initial encounter

D = subsequent encounter

S = sequela

x7th S30.0 Contusion of lower back and pelvis POA
Contusion of buttock

5th S30.1 Contusion of abdominal wall
- x7th S30.11 Contusion of abdominal wall POA
- x7th S30.12 Contusion of groin POA
- x7th S30.13 Contusion of flank (latus) region POA

5th S30.2 Contusion of external genital organs
- 6th S30.20 Contusion of unspecified external genital organ
  - 7th S30.201 Contusion of unspecified external genital organ, male POA
  - 7th S30.202 Contusion of unspecified external genital organ, female POA
- x7th S30.21 Contusion of penis POA
- x7th S30.22 Contusion of scrotum and testes POA
- x7th S30.23 Contusion of vagina and vulva POA

x7th S30.3 Contusion of anus POA

- 5th S30.8 Other superficial injuries of abdomen, lower back, pelvis and external genitals
  - 6th S30.81 Abrasion of abdomen, lower back, pelvis and external genitals
    - 7th S30.810 Abrasion of lower back and pelvis POA
    - 7th S30.811 Abrasion of abdominal wall POA
    - 7th S30.812 Abrasion of penis POA
    - 7th S30.813 Abrasion of scrotum and testes POA
    - 7th S30.814 Abrasion of vagina and vulva POA
    - 7th S30.815 Abrasion of unspecified external genital organs, male POA
    - 7th S30.816 Abrasion of unspecified external genital organs, female POA
    - 7th S30.817 Abrasion of anus POA
    - 7th S30.81A Abrasion of flank POA
  - 6th S30.82 Blister (nonthermal) of abdomen, lower back, pelvis and external genitals
    - 7th S30.820 Blister (nonthermal) of lower back and pelvis POA
    - 7th S30.821 Blister (nonthermal) of abdominal wall POA
    - 7th S30.822 Blister (nonthermal) of penis POA
    - 7th S30.823 Blister (nonthermal) of scrotum and testes POA
    - 7th S30.824 Blister (nonthermal) of vagina and vulva POA
    - 7th S30.825 Blister (nonthermal) of unspecified external genital organs, male POA
    - 7th S30.826 Blister (nonthermal) of unspecified external genital organs, female POA
    - 7th S30.827 Blister (nonthermal) of anus POA
    - 7th S30.82A Blister (nonthermal) of flank POA

6th S30.84 External constriction of abdomen, lower back, pelvis and external genitals
- 7th S30.840 External constriction of lower back and pelvis POA
- 7th S30.841 External constriction of abdominal wall POA
- 7th S30.842 External constriction of penis POA
  - Hair tourniquet syndrome of penis
  - **Use additional** cause code to identify the constricting item (W49.0-)
- 7th S30.843 External constriction of scrotum and testes POA
- 7th S30.844 External constriction of vagina and vulva POA
- 7th S30.845 External constriction of unspecified external genital organs, male POA
- 7th S30.846 External constriction of unspecified external genital organs, female POA
- 7th S30.84A External constriction of flank POA

6th S30.85 Superficial foreign body of abdomen, lower back, pelvis and external genitals
- Splinter in the abdomen, lower back, pelvis and external genitals
- 7th S30.850 Superficial foreign body of lower back and pelvis POA
- 7th S30.851 Superficial foreign body of abdominal wall POA
- 7th S30.852 Superficial foreign body of penis POA
- 7th S30.853 Superficial foreign body of scrotum and testes POA
- 7th S30.854 Superficial foreign body of vagina and vulva POA
- 7th S30.855 Superficial foreign body of unspecified external genital organs, male POA
- 7th S30.856 Superficial foreign body of unspecified external genital organs, female POA
- 7th S30.857 Superficial foreign body of anus POA
- 7th S30.85A Superficial foreign body of flank POA

6th S30.86 Insect bite (nonvenomous) of abdomen, lower back, pelvis and external genitals
- 7th S30.860 Insect bite (nonvenomous) of lower back and pelvis POA
- 7th S30.861 Insect bite (nonvenomous) of abdominal wall POA
- 7th S30.862 Insect bite (nonvenomous) of penis POA
- 7th S30.863 Insect bite (nonvenomous) of scrotum and testes POA
- 7th S30.864 Insect bite (nonvenomous) of vagina and vulva POA
- 7th S30.865 Insect bite (nonvenomous) of unspecified external genital organs, male POA
- 7th S30.866 Insect bite (nonvenomous) of unspecified external genital organs, female POA
- 7th S30.867 Insect bite (nonvenomous) of anus POA
- 7th S30.86A Insect bite (nonvenomous) of flank POA

6th S30.87 Other superficial bite of abdomen, lower back, pelvis and external genitals

EXCLUDES1 *open bite of abdomen, lower back, pelvis and external genitals (S31.05, S31.15, S31.25, S31.35, S31.45, S31.55)*

- 7th S30.870 Other superficial bite of lower back and pelvis POA
- 7th S30.871 Other superficial bite of abdominal wall POA
- 7th S30.872 Other superficial bite of penis POA
- 7th S30.873 Other superficial bite of scrotum and testes POA
- 7th S30.874 Other superficial bite of vagina and vulva POA
- 7th S30.875 Other superficial bite of unspecified external genital organs, male POA
- 7th S30.876 Other superficial bite of unspecified external genital organs, female POA
- 7th S30.877 Other superficial bite of anus POA
- 7th S30.87A Other superficial bite of flank POA

5th S30.9 Unspecified superficial injury of abdomen, lower back, pelvis and external genitals
- x7th S30.91 Unspecified superficial injury of lower back and pelvis POA
- x7th S30.92 Unspecified superficial injury of abdominal wall POA
- x7th S30.93 Unspecified superficial injury of penis POA
- x7th S30.94 Unspecified superficial injury of scrotum and testes POA
- x7th S30.95 Unspecified superficial injury of vagina and vulva POA
- x7th S30.96 Unspecified superficial injury of unspecified external genital organs, male POA
- x7th S30.97 Unspecified superficial injury of unspecified external genital organs, female POA
- x7th S30.98 Unspecified superficial injury of anus POA
- x7th S30.9A Unspecified superficial injury of flank POA

4th S31 Open wound of abdomen, lower back, pelvis and external genitals

Code also any associated:

spinal cord injury (S24.0, S24.1-, S34.0-, S34.1-)

wound infection

EXCLUDES1 *traumatic amputation of part of abdomen, lower back and pelvis (S38.2-, S38.3)*

EXCLUDES2 *open wound of hip (S71.00-S71.02)*

open fracture of pelvis (S32.1--S32.9 with 7th character B)

The appropriate 7th character is to be added to each code from category S31

A = initial encounter

D = subsequent encounter

S = sequela

5th S31.0 Open wound of lower back and pelvis

6th S31.00 Unspecified open wound of lower back and pelvis

7th S31.000 Unspecified open wound of lower back and pelvis without penetration into retroperitoneum POA

Unspecified open wound of lower back and pelvis NOS

7th S31.001 Unspecified open wound of lower back and pelvis with penetration into retroperitoneum POA MCC CC/MCC Exc

6th S31.01 Laceration without foreign body of lower back and pelvis

7th S31.010 Laceration without foreign body of lower back and pelvis without penetration into retroperitoneum POA

Laceration without foreign body of lower back and pelvis NOS

7th S31.011 Laceration without foreign body of lower back and pelvis with penetration into retroperitoneum POA MCC CC/MCC Exc

6th S31.02 Laceration with foreign body of lower back and pelvis

7th S31.020 Laceration with foreign body of lower back and pelvis without penetration into retroperitoneum POA

Laceration with foreign body of lower back and pelvis NOS

7th S31.021 Laceration with foreign body of lower back and pelvis with penetration into retroperitoneum POA MCC CC/MCC Exc

6th S31.03 Puncture wound without foreign body of lower back and pelvis

7th S31.030 Puncture wound without foreign body of lower back and pelvis without penetration into retroperitoneum POA

Puncture wound without foreign body of lower back and pelvis NOS

7th S31.031 Puncture wound without foreign body of lower back and pelvis with penetration into retroperitoneum POA MCC CC/MCC Exc

6th S31.04 Puncture wound with foreign body of lower back and pelvis

7th S31.040 Puncture wound with foreign body of lower back and pelvis without penetration into retroperitoneum POA

Puncture wound with foreign body of lower back and pelvis NOS

7th S31.041 Puncture wound with foreign body of lower back and pelvis with penetration into retroperitoneum POA MCC CC/MCC Exc

6th S31.05 Open bite of lower back and pelvis

Bite of lower back and pelvis NOS

EXCLUDES1 *superficial bite of lower back and pelvis (S30.860, S30.870)*

7th S31.050 Open bite of lower back and pelvis without penetration into retroperitoneum POA

Open bite of lower back and pelvis NOS

7th S31.051 Open bite of lower back and pelvis with penetration into retroperitoneum POA MCC CC/MCC Exc

5th S31.1 Open wound of abdominal wall without penetration into peritoneal cavity

Open wound of abdominal wall NOS

EXCLUDES2 *open wound of abdominal wall with penetration into peritoneal cavity (S31.6-)*

6th S31.10 Unspecified open wound of abdominal wall without penetration into peritoneal cavity

7th S31.100 Unspecified open wound of abdominal wall, right upper quadrant without penetration into peritoneal cavity POA CC/MCC Exc

7th S31.101 Unspecified open wound of abdominal wall, left upper quadrant without penetration into peritoneal cavity POA CC/MCC Exc

7th S31.102 Unspecified open wound of abdominal wall, epigastric region without penetration into peritoneal cavity POA CC/MCC Exc

7th S31.103 Unspecified open wound of abdominal wall, right lower quadrant without penetration into peritoneal cavity POA CC/MCC Exc

7th S31.104 Unspecified open wound of abdominal wall, left lower quadrant without penetration into peritoneal cavity POA CC/MCC Exc

7th S31.105 Unspecified open wound of abdominal wall, periumbilic region without penetration into peritoneal cavity POA CC/MCC Exc

● 7th S31.106 Unspecified open wound of abdominal wall, right flank without penetration into peritoneal cavity POA CC/MCC Exc

● 7th S31.107 Unspecified open wound of abdominal wall, left flank without penetration into peritoneal cavity POA CC/MCC Exc

7th S31.109 Unspecified open wound of abdominal wall, unspecified quadrant without penetration into peritoneal cavity POA CC/MCC Exc

Unspecified open wound of abdominal wall NOS

● 7th S31.10A Unspecified open wound of abdominal wall, unspecified flank without penetration into peritoneal cavity POA CC/MCC Exc

*Open wound of abdominal wall of flank NOS without penetration into peritoneal cavity

6th S31.11 Laceration without foreign body of abdominal wall without penetration into peritoneal cavity

- 7th S31.110 Laceration without foreign body of abdominal wall, right upper quadrant without penetration into peritoneal cavity POA CC/MCC Exc
- 7th S31.111 Laceration without foreign body of abdominal wall, left upper quadrant without penetration into peritoneal cavity POA CC/MCC Exc
- 7th S31.112 Laceration without foreign body of abdominal wall, epigastric region without penetration into peritoneal cavity POA CC/MCC Exc
- 7th S31.113 Laceration without foreign body of abdominal wall, right lower quadrant without penetration into peritoneal cavity POA CC/MCC Exc
- 7th S31.114 Laceration without foreign body of abdominal wall, left lower quadrant without penetration into peritoneal cavity POA CC/MCC Exc
- 7th S31.115 Laceration without foreign body of abdominal wall, periumbilic region without penetration into peritoneal cavity POA CC/MCC Exc
- 7th S31.116 Laceration without foreign body of abdominal wall, right flank without penetration into peritoneal cavity POA CC/MCC Exc
- 7th S31.117 Laceration without foreign body of abdominal wall, left flank without penetration into peritoneal cavity POA CC/MCC Exc
- 7th S31.119 Laceration without foreign body of abdominal wall, unspecified quadrant without penetration into peritoneal cavity POA CC/MCC Exc
- 7th S31.11A Laceration without foreign body of abdominal wall, unspecified flank without penetration into peritoneal cavity POA CC/MCC Exc

*Laceration without foreign body of flank NOS without penetration into peritoneal cavity

6th S31.12 Laceration with foreign body of abdominal wall without penetration into peritoneal cavity

- 7th S31.120 Laceration of abdominal wall with foreign body, right upper quadrant without penetration into peritoneal cavity POA CC/MCC Exc
- 7th S31.121 Laceration of abdominal wall with foreign body, left upper quadrant without penetration into peritoneal cavity POA CC/MCC Exc
- 7th S31.122 Laceration of abdominal wall with foreign body, epigastric region without penetration into peritoneal cavity POA CC/MCC Exc
- 7th S31.123 Laceration of abdominal wall with foreign body, right lower quadrant without penetration into peritoneal cavity POA CC/MCC Exc
- 7th S31.124 Laceration of abdominal wall with foreign body, left lower quadrant without penetration into peritoneal cavity POA CC/MCC Exc
- 7th S31.125 Laceration of abdominal wall with foreign body, periumbilic region without penetration into peritoneal cavity POA CC/MCC Exc
- 7th S31.126 Laceration with foreign body of abdominal wall, right flank without penetration into peritoneal cavity POA CC/MCC Exc
- 7th S31.127 Laceration with foreign body of abdominal wall, left flank without penetration into peritoneal cavity POA CC/MCC Exc
- 7th S31.129 Laceration of abdominal wall with foreign body, unspecified quadrant without penetration into peritoneal cavity POA CC/MCC Exc
- 7th S31.12A Laceration with foreign body of abdominal wall unspecified flank without penetration into peritoneal cavity POA CC/MCC Exc

*Laceration with foreign body of abdominal wall of flank NOS without penetration into peritoneal cavity

6th S31.13 Puncture wound of abdominal wall without foreign body without penetration into peritoneal cavity
- 7th S31.130 Puncture wound of abdominal wall without foreign body, right upper quadrant without penetration into peritoneal cavity POA CC/MCC Exc
- 7th S31.131 Puncture wound of abdominal wall without foreign body, left upper quadrant without penetration into peritoneal cavity POA CC/MCC Exc
- 7th S31.132 Puncture wound of abdominal wall without foreign body, epigastric region without penetration into peritoneal cavity POA CC/MCC Exc
- 7th S31.133 Puncture wound of abdominal wall without foreign body, right lower quadrant without penetration into peritoneal cavity POA CC/MCC Exc
- 7th S31.134 Puncture wound of abdominal wall without foreign body, left lower quadrant without penetration into peritoneal cavity POA CC/MCC Exc
- 7th S31.135 Puncture wound of abdominal wall without foreign body, periumbilic region without penetration into peritoneal cavity POA CC/MCC Exc
- 7th S31.136 Puncture wound of abdominal wall without foreign body, right flank without penetration into peritoneal cavity POA CC/MCC Exc
- 7th S31.137 Puncture wound of abdominal wall without foreign body, left flank without penetration into peritoneal cavity POA CC/MCC Exc
- 7th S31.139 Puncture wound of abdominal wall without foreign body, unspecified quadrant without penetration into peritoneal cavity POA CC/MCC Exc
- 7th S31.13A Puncture wound of abdominal wall without foreign body, unspecified flank without penetration into peritoneal cavity POA CC/MCC Exc

  *Puncture wound of abdominal wall of flank NOS without foreign body

6th S31.14 Puncture wound of abdominal wall with foreign body without penetration into peritoneal cavity
- 7th S31.140 Puncture wound of abdominal wall with foreign body, right upper quadrant without penetration into peritoneal cavity POA CC/MCC Exc
- 7th S31.141 Puncture wound of abdominal wall with foreign body, left upper quadrant without penetration into peritoneal cavity POA CC/MCC Exc
- 7th S31.142 Puncture wound of abdominal wall with foreign body, epigastric region without penetration into peritoneal cavity POA CC/MCC Exc
- 7th S31.143 Puncture wound of abdominal wall with foreign body, right lower quadrant without penetration into peritoneal cavity POA CC/MCC Exc
- 7th S31.144 Puncture wound of abdominal wall with foreign body, left lower quadrant without penetration into peritoneal cavity POA CC/MCC Exc
- 7th S31.145 Puncture wound of abdominal wall with foreign body, periumbilic region without penetration into peritoneal cavity POA CC/MCC Exc
- 7th S31.146 Puncture wound of abdominal wall with foreign body, right flank without penetration into peritoneal cavity POA CC/MCC Exc
- 7th S31.147 Puncture wound of abdominal wall with foreign body, left flank without penetration into peritoneal cavity POA CC/MCC Exc
- 7th S31.149 Puncture wound of abdominal wall with foreign body, unspecified quadrant without penetration into peritoneal cavity POA CC/MCC Exc
- 7th S31.14A Puncture wound of abdominal wall with foreign body, unspecified flank without penetration into peritoneal cavity POA CC/MCC Exc

  *Puncture wound of abdominal wall with foreign body of flank NOS without penetration into peritoneal cavity

6th S31.15 Open bite of abdominal wall without penetration into peritoneal cavity

Bite of abdominal wall NOS

EXCLUDES1 *superficial bite of abdominal wall (S30.871)*
- 7th S31.150 Open bite of abdominal wall, right upper quadrant without penetration into peritoneal cavity POA CC/MCC Exc
- 7th S31.151 Open bite of abdominal wall, left upper quadrant without penetration into peritoneal cavity POA CC/MCC Exc
- 7th S31.152 Open bite of abdominal wall, epigastric region without penetration into peritoneal cavity POA CC/MCC Exc
- 7th S31.153 Open bite of abdominal wall, right lower quadrant without penetration into peritoneal cavity POA CC/MCC Exc
- 7th S31.154 Open bite of abdominal wall, left lower quadrant without penetration into peritoneal cavity POA CC/MCC Exc
- 7th S31.155 Open bite of abdominal wall, periumbilic region without penetration into peritoneal cavity POA CC/MCC Exc
- 7th S31.156 Open bite of abdominal wall, right flank without penetration into peritoneal cavity POA CC/MCC Exc
- 7th S31.157 Open bite of abdominal wall, left flank without penetration into peritoneal cavity POA CC/MCC Exc
- 7th S31.159 Open bite of abdominal wall, unspecified quadrant without penetration into peritoneal cavity POA CC/MCC Exc
- 7th S31.15A Open bite of abdominal wall, unspecified flank without penetration into peritoneal cavity POA CC/MCC Exc

  *Open bite of abdominal wall of flank NOS without penetration into peritoneal cavity

5th S31.2 Open wound of penis

- x7th S31.20 Unspecified open wound of penis POA
- x7th S31.21 Laceration without foreign body of penis POA
- x7th S31.22 Laceration with foreign body of penis POA
- x7th S31.23 Puncture wound without foreign body of penis POA
- x7th S31.24 Puncture wound with foreign body of penis POA
- x7th S31.25 Open bite of penis POA

  Bite of penis NOS

  EXCLUDES1 *superficial bite of penis (S30.862, S30.872)*

5th S31.3 Open wound of scrotum and testes

- x7th S31.30 Unspecified open wound of scrotum and testes POA
- x7th S31.31 Laceration without foreign body of scrotum and testes POA
- x7th S31.32 Laceration with foreign body of scrotum and testes POA
- x7th S31.33 Puncture wound without foreign body of scrotum and testes POA
- x7th S31.34 Puncture wound with foreign body of scrotum and testes POA
- x7th S31.35 Open bite of scrotum and testes POA

  Bite of scrotum and testes NOS

  EXCLUDES1 *superficial bite of scrotum and testes (S30.863, S30.873)*

5th S31.4 Open wound of vagina and vulva

EXCLUDES1 *injury to vagina and vulva during delivery (O70.-, O71.4)*

- x7th S31.40 Unspecified open wound of vagina and vulva POA
- x7th S31.41 Laceration without foreign body of vagina and vulva POA
- x7th S31.42 Laceration with foreign body of vagina and vulva POA
- x7th S31.43 Puncture wound without foreign body of vagina and vulva POA
- x7th S31.44 Puncture wound with foreign body of vagina and vulva POA
- x7th S31.45 Open bite of vagina and vulva POA

  Bite of vagina and vulva NOS

  EXCLUDES1 *superficial bite of vagina and vulva (S30.864, S30.874)*

5th S31.5 Open wound of unspecified external genital organs

EXCLUDES1 *traumatic amputation of external genital organs (S38.21, S38.22)*

6th S31.50 Unspecified open wound of unspecified external genital organs

7th S31.501 Unspecified open wound of unspecified external genital organs, male POA

7th S31.502 Unspecified open wound of unspecified external genital organs, female POA

6th S31.51 Laceration without foreign body of unspecified external genital organs

7th S31.511 Laceration without foreign body of unspecified external genital organs, male POA

7th S31.512 Laceration without foreign body of unspecified external genital organs, female POA

6th S31.52 Laceration with foreign body of unspecified external genital organs

7th S31.521 Laceration with foreign body of unspecified external genital organs, male POA

7th S31.522 Laceration with foreign body of unspecified external genital organs, female POA

6th S31.53 Puncture wound without foreign body of unspecified external genital organs

7th S31.531 Puncture wound without foreign body of unspecified external genital organs, male POA

7th S31.532 Puncture wound without foreign body of unspecified external genital organs, female POA

6th S31.54 Puncture wound with foreign body of unspecified external genital organs

7th S31.541 Puncture wound with foreign body of unspecified external genital organs, male POA

7th S31.542 Puncture wound with foreign body of unspecified external genital organs, female POA

6th S31.55 Open bite of unspecified external genital organs

Bite of unspecified external genital organs NOS

EXCLUDES1 *superficial bite of unspecified external genital organs (S30.865, S30.866, S30.875, S30.876)*

7th S31.551 Open bite of unspecified external genital organs, male POA

7th S31.552 Open bite of unspecified external genital organs, female POA

5th S31.6 Open wound of abdominal wall with penetration into peritoneal cavity

6th S31.60 Unspecified open wound of abdominal wall with penetration into peritoneal cavity

7th S31.600 Unspecified open wound of abdominal wall, right upper quadrant with penetration into peritoneal cavity POA MCC CC/MCC Exc

7th S31.601 Unspecified open wound of abdominal wall, left upper quadrant with penetration into peritoneal cavity POA MCC CC/MCC Exc

7th S31.602 Unspecified open wound of abdominal wall, epigastric region with penetration into peritoneal cavity POA MCC CC/MCC Exc

7th S31.603 Unspecified open wound of abdominal wall, right lower quadrant with penetration into peritoneal cavity POA MCC CC/MCC Exc

7th S31.604 Unspecified open wound of abdominal wall, left lower quadrant with penetration into peritoneal cavity POA MCC CC/MCC Exc

7th S31.605 Unspecified open wound of abdominal wall, periumbilic region with penetration into peritoneal cavity POA MCC CC/MCC Exc

● 7th S31.606 Unspecified open wound of abdominal wall, right flank with penetration into peritoneal cavity POA MCC CC/MCC Exc

● 7th S31.607 Unspecified open wound of abdominal wall, left flank with penetration into peritoneal cavity POA MCC CC/MCC Exc

7th S31.609 Unspecified open wound of abdominal wall, unspecified quadrant with penetration into peritoneal cavity POA MCC CC/MCC Exc

● 7th S31.60A Unspecified open wound of abdominal wall, unspecified flank with penetration into peritoneal cavity POA MCC CC/MCC Exc

*Unspecified open wound of abdominal wall of flank NOS, with penetration into peritoneal cavity

6th S31.61 Laceration without foreign body of abdominal wall with penetration into peritoneal cavity

7th S31.610 Laceration without foreign body of abdominal wall, right upper quadrant with penetration into peritoneal cavity POA MCC CC/MCC Exc

7th S31.611 Laceration without foreign body of abdominal wall, left upper quadrant with penetration into peritoneal cavity POA MCC CC/MCC Exc

7th S31.612 Laceration without foreign body of abdominal wall, epigastric region with penetration into peritoneal cavity POA MCC CC/MCC Exc

7th S31.613 Laceration without foreign body of abdominal wall, right lower quadrant with penetration into peritoneal cavity POA MCC CC/MCC Exc

AHA: Q4 2015

7th S31.614 Laceration without foreign body of abdominal wall, left lower quadrant with penetration into peritoneal cavity POA MCC CC/MCC Exc

7th S31.615 Laceration without foreign body of abdominal wall, periumbilic region with penetration into peritoneal cavity POA MCC CC/MCC Exc

● 7th S31.616 Laceration without foreign body of abdominal wall, right flank with penetration into peritoneal cavity POA MCC CC/MCC Exc

● 7th S31.617 Laceration without foreign body of abdominal wall, left flank with penetration into peritoneal cavity POA MCC CC/MCC Exc

7th S31.619 Laceration without foreign body of abdominal wall, unspecified quadrant with penetration into peritoneal cavity POA MCC CC/MCC Exc

● 7th S31.61A Laceration without foreign body of abdominal wall, unspecified flank with penetration into peritoneal cavity POA MCC CC/MCC Exc

*Laceration without foreign body of abdominal wall of flank NOS, with penetration into peritoneal cavity

6th S31.62 Laceration with foreign body of abdominal wall with penetration into peritoneal cavity

- 7th S31.620 Laceration with foreign body of abdominal wall, right upper quadrant with penetration into peritoneal cavity POA MCC CC/MCC Exc
- 7th S31.621 Laceration with foreign body of abdominal wall, left upper quadrant with penetration into peritoneal cavity POA MCC CC/MCC Exc
- 7th S31.622 Laceration with foreign body of abdominal wall, epigastric region with penetration into peritoneal cavity POA MCC CC/MCC Exc
- 7th S31.623 Laceration with foreign body of abdominal wall, right lower quadrant with penetration into peritoneal cavity POA MCC CC/MCC Exc
- 7th S31.624 Laceration with foreign body of abdominal wall, left lower quadrant with penetration into peritoneal cavity POA MCC CC/MCC Exc
- 7th S31.625 Laceration with foreign body of abdominal wall, periumbilic region with penetration into peritoneal cavity POA MCC CC/MCC Exc
- 7th S31.626 Laceration with foreign body of abdominal wall, right flank with penetration into peritoneal cavity POA MCC CC/MCC Exc
- 7th S31.627 Laceration with foreign body of abdominal wall, left flank with penetration into peritoneal cavity POA MCC CC/MCC Exc
- 7th S31.629 Laceration with foreign body of abdominal wall, unspecified quadrant with penetration into peritoneal cavity POA MCC CC/MCC Exc
- 7th S31.62A Laceration with foreign body of abdominal wall, unspecified flank with penetration into peritoneal cavity POA MCC CC/MCC Exc

*Laceration with foreign body of abdominal wall, flank NOS, with penetration into peritoneal cavity

6th S31.63 Puncture wound without foreign body of abdominal wall with penetration into peritoneal cavity

- 7th S31.630 Puncture wound without foreign body of abdominal wall, right upper quadrant with penetration into peritoneal cavity POA MCC CC/MCC Exc
- 7th S31.631 Puncture wound without foreign body of abdominal wall, left upper quadrant with penetration into peritoneal cavity POA MCC CC/MCC Exc
- 7th S31.632 Puncture wound without foreign body of abdominal wall, epigastric region with penetration into peritoneal cavity POA MCC CC/MCC Exc
- 7th S31.633 Puncture wound without foreign body of abdominal wall, right lower quadrant with penetration into peritoneal cavity POA MCC CC/MCC Exc
- 7th S31.634 Puncture wound without foreign body of abdominal wall, left lower quadrant with penetration into peritoneal cavity POA MCC CC/MCC Exc
- 7th S31.635 Puncture wound without foreign body of abdominal wall, periumbilic region with penetration into peritoneal cavity POA MCC CC/MCC Exc
- 7th S31.636 Puncture wound of abdominal wall without foreign body, right flank with penetration into peritoneal cavity POA MCC CC/MCC Exc
- 7th S31.637 Puncture wound of abdominal wall without foreign body, left flank with penetration into peritoneal cavity POA MCC CC/MCC Exc
- 7th S31.639 Puncture wound without foreign body of abdominal wall, unspecified quadrant with penetration into peritoneal cavity POA MCC CC/MCC Exc
- 7th S31.63A Puncture wound of abdominal wall without foreign body, unspecified flank with penetration into peritoneal cavity POA MCC CC/MCC Exc

*Puncture wound of abdominal wall without foreign body, flank NOS, with penetration into peritoneal cavity

6th S31.64 Puncture wound with foreign body of abdominal wall with penetration into peritoneal cavity

- 7th S31.640 Puncture wound with foreign body of abdominal wall, right upper quadrant with penetration into peritoneal cavity POA MCC CC/MCC Exc
- 7th S31.641 Puncture wound with foreign body of abdominal wall, left upper quadrant with penetration into peritoneal cavity POA MCC CC/MCC Exc
- 7th S31.642 Puncture wound with foreign body of abdominal wall, epigastric region with penetration into peritoneal cavity POA MCC CC/MCC Exc
- 7th S31.643 Puncture wound with foreign body of abdominal wall, right lower quadrant with penetration into peritoneal cavity POA MCC CC/MCC Exc
- 7th S31.644 Puncture wound with foreign body of abdominal wall, left lower quadrant with penetration into peritoneal cavity POA MCC CC/MCC Exc
- 7th S31.645 Puncture wound with foreign body of abdominal wall, periumbilic region with penetration into peritoneal cavity POA MCC CC/MCC Exc
- 7th S31.646 Puncture wound of abdominal wall with foreign body, right flank with penetration into peritoneal cavity POA MCC CC/MCC Exc
- 7th S31.647 Puncture wound of abdominal wall with foreign body, left flank with penetration into peritoneal cavity POA MCC CC/MCC Exc
- 7th S31.649 Puncture wound with foreign body of abdominal wall, unspecified quadrant with penetration into peritoneal cavity POA MCC CC/MCC Exc
- 7th S31.64A Puncture wound of abdominal wall with foreign body, unspecified flank with penetration into peritoneal cavity POA MCC CC/MCC Exc

*Puncture wound of abdominal wall with foreign body, flank NOS, with penetration into peritoneal cavity

6th S31.65 Open bite of abdominal wall with penetration into peritoneal cavity

EXCLUDES1 *superficial bite of abdominal wall (S30.861, S30.871)*

- 7th S31.650 Open bite of abdominal wall, right upper quadrant with penetration into peritoneal cavity POA MCC CC/MCC Exc
- 7th S31.651 Open bite of abdominal wall, left upper quadrant with penetration into peritoneal cavity POA MCC CC/MCC Exc
- 7th S31.652 Open bite of abdominal wall, epigastric region with penetration into peritoneal cavity POA MCC CC/MCC Exc
- 7th S31.653 Open bite of abdominal wall, right lower quadrant with penetration into peritoneal cavity POA MCC CC/MCC Exc
- 7th S31.654 Open bite of abdominal wall, left lower quadrant with penetration into peritoneal cavity POA MCC CC/MCC Exc
- 7th S31.655 Open bite of abdominal wall, periumbilic region with penetration into peritoneal cavity POA MCC CC/MCC Exc
- 7th S31.656 Open bite of abdominal wall, right flank with penetration into peritoneal cavity POA MCC CC/MCC Exc
- 7th S31.657 Open bite of abdominal wall, left flank with penetration into peritoneal cavity POA MCC CC/MCC Exc
- 7th S31.659 Open bite of abdominal wall, unspecified quadrant with penetration into peritoneal cavity POA MCC CC/MCC Exc
- 7th S31.65A Open bite of abdominal wall, unspecified flank with penetration into peritoneal cavity POA MCC CC/MCC Exc

*Open bite of abdominal wall, flank NOS, with penetration into peritoneal cavity

5th S31.8 Open wound of other parts of abdomen, lower back and pelvis

6th S31.80 Open wound of unspecified buttock

7th S31.801 Laceration without foreign body of unspecified buttock POA

7th S31.802 Laceration with foreign body of unspecified buttock POA

7th S31.803 Puncture wound without foreign body of unspecified buttock POA

7th S31.804 Puncture wound with foreign body of unspecified buttock POA

7th S31.805 Open bite of unspecified buttock POA

Bite of buttock NOS

EXCLUDES1 *superficial bite of buttock (S30.870)*

7th S31.809 Unspecified open wound of unspecified buttock POA

6th S31.81 Open wound of right buttock

7th S31.811 Laceration without foreign body of right buttock POA

7th S31.812 Laceration with foreign body of right buttock POA

7th S31.813 Puncture wound without foreign body of right buttock POA

7th S31.814 Puncture wound with foreign body of right buttock POA

7th S31.815 Open bite of right buttock POA

Bite of right buttock NOS

EXCLUDES1 *superficial bite of buttock (S30.870)*

7th S31.819 Unspecified open wound of right buttock POA

6th S31.82 Open wound of left buttock

7th S31.821 Laceration without foreign body of left buttock POA

7th S31.822 Laceration with foreign body of left buttock POA

7th S31.823 Puncture wound without foreign body of left buttock POA

7th S31.824 Puncture wound with foreign body of left buttock POA

7th S31.825 Open bite of left buttock POA

Bite of left buttock NOS

EXCLUDES1 *superficial bite of buttock (S30.870)*

7th S31.819 Unspecified open wound of right buttock POA

6th S31.82 Open wound of left buttock

7th S31.821 Laceration without foreign body of left buttock POA

7th S31.822 Laceration with foreign body of left buttock POA

7th S31.823 Puncture wound without foreign body of left buttock POA

7th S31.824 Puncture wound with foreign body of left buttock POA

7th S31.825 Open bite of left buttock POA

Bite of left buttock NOS

EXCLUDES1 *superficial bite of buttock (S30.870)*

7th S31.829 Unspecified open wound of left buttock POA

6th S31.83 Open wound of anus

7th S31.831 Laceration without foreign body of anus POA CC/MCC Exc

7th S31.832 Laceration with foreign body of anus POA CC/MCC Exc

7th S31.833 Puncture wound without foreign body of anus POA CC/MCC Exc

7th S31.834 Puncture wound with foreign body of anus POA CC/MCC Exc

7th S31.835 Open bite of anus POA CC/MCC Exc

Bite of anus NOS

EXCLUDES1 *superficial bite of anus (S30.877)*

7th S31.839 Unspecified open wound of anus POA CC/MCC Exc

4th S32 Fracture of lumbar spine and pelvis

See Official Guidelines, "Coding of Traumatic Fractures" I.C.19.c

NOTES A fracture not indicated as displaced or nondisplaced should be coded to displaced

A fracture not indicated as opened or closed should be coded to closed

INCLUDES *fracture of lumbosacral neural arch*
fracture of lumbosacral spinous process
fracture of lumbosacral transverse process
fracture of lumbosacral vertebra
fracture of lumbosacral vertebral arch

Code first any associated spinal cord and spinal nerve injury (S34.-)

EXCLUDES1 *transection of abdomen (S38.3)*

EXCLUDES2 *fracture of hip NOS (S72.0-)*

The appropriate 7th character is to be added to each code from category S32

A = initial encounter for closed fracture
B = initial encounter for open fracture
D = subsequent encounter for fracture with routine healing
G = subsequent encounter for fracture with delayed healing
K = subsequent encounter for fracture with nonunion
S = sequela

5th S32.0 Fracture of lumbar vertebra

Fracture of lumbar spine NOS

6th S32.00 Fracture of unspecified lumbar vertebra

7th S32.000 Wedge compression fracture of unspecified lumbar vertebra CC POA HAC HCC MCC CC/MCC Exc

7th S32.001 Stable burst fracture of unspecified lumbar vertebra CC POA HAC HCC MCC CC/MCC Exc

7th S32.002 Unstable burst fracture of unspecified lumbar vertebra CC POA HAC HCC MCC CC/MCC Exc

7th S32.008 Other fracture of unspecified lumbar vertebra CC POA HAC HCC MCC CC/MCC Exc

7th S32.009 Unspecified fracture of unspecified lumbar vertebra CC POA HAC HCC MCC CC/MCC Exc

6th S32.01 Fracture of first lumbar vertebra

7th S32.010 Wedge compression fracture of first lumbar vertebra CC POA HAC HCC MCC CC/MCC Exc

7th S32.011 Stable burst fracture of first lumbar vertebra CC POA HAC HCC MCC CC/MCC Exc

7th S32.012 Unstable burst fracture of first lumbar vertebra CC POA HAC HCC MCC CC/MCC Exc

7th S32.018 Other fracture of first lumbar vertebra CC POA HAC HCC MCC CC/MCC Exc

7th S32.019 Unspecified fracture of first lumbar vertebra CC POA HAC HCC MCC CC/MCC Exc

6th S32.02 Fracture of second lumbar vertebra

7th S32.020 Wedge compression fracture of second lumbar vertebra CC POA HAC HCC MCC CC/MCC Exc

7th S32.021 Stable burst fracture of second lumbar vertebra CC POA HAC HCC MCC CC/MCC Exc

7th S32.022 Unstable burst fracture of second lumbar vertebra CC POA HAC HCC MCC CC/MCC Exc

7th S32.028 Other fracture of second lumbar vertebra CC POA HAC HCC MCC CC/MCC Exc

7th S32.029 Unspecified fracture of second lumbar vertebra CC POA HAC HCC MCC CC/MCC Exc

6th S32.03 Fracture of third lumbar vertebra

7th S32.030 Wedge compression fracture of third lumbar vertebra CC POA HAC HCC MCC CC/MCC Exc

7th S32.031 Stable burst fracture of third lumbar vertebra CC POA HAC HCC MCC CC/MCC Exc

7th S32.032 Unstable burst fracture of third lumbar vertebra CC POA HAC HCC MCC CC/MCC Exc

7th S32.038 Other fracture of third lumbar vertebra CC POA HAC HCC MCC CC/MCC Exc

7th S32.039 Unspecified fracture of third lumbar vertebra CC POA HAC HCC MCC CC/MCC Exc

6th S32.04 Fracture of fourth lumbar vertebra

7th S32.040 Wedge compression fracture of fourth lumbar vertebra CC POA HAC HCC MCC CC/MCC Exc

7th S32.041 Stable burst fracture of fourth lumbar vertebra CC POA HAC HCC MCC CC/MCC Exc

7th S32.042 Unstable burst fracture of fourth lumbar vertebra CC POA HAC HCC MCC CC/MCC Exc

7th S32.048 Other fracture of fourth lumbar vertebra CC POA HAC HCC MCC CC/MCC Exc

7th S32.049 Unspecified fracture of fourth lumbar vertebra CC POA HAC HCC MCC CC/MCC Exc

6th S32.05 Fracture of fifth lumbar vertebra

7th S32.050 Wedge compression fracture of fifth lumbar vertebra CC POA HAC HCC MCC CC/MCC Exc

7th S32.051 Stable burst fracture of fifth lumbar vertebra CC POA HAC HCC MCC CC/MCC Exc

7th S32.052 Unstable burst fracture of fifth lumbar vertebra CC POA HAC HCC MCC CC/MCC Exc

7th S32.058 Other fracture of fifth lumbar vertebra CC POA HAC HCC MCC CC/MCC Exc

7th S32.059 Unspecified fracture of fifth lumbar vertebra CC POA HAC HCC MCC CC/MCC Exc

5th S32.1 Fracture of sacrum

For vertical fractures, code to most medial fracture extension

Use two codes if both a vertical and transverse fracture are present

Code also any associated fracture of pelvic ring (S32.8-)

x-7th S32.10 Unspecified fracture of sacrum CC POA HAC HCC MCC CC/MCC Exc

6th S32.11 Zone I fracture of sacrum

Vertical sacral ala fracture of sacrum

7th S32.110 Nondisplaced Zone I fracture of sacrum CC POA HAC HCC MCC CC/MCC Exc

7th S32.111 Minimally displaced Zone I fracture of sacrum CC POA HAC HCC MCC CC/MCC Exc

7th S32.112 Severely displaced Zone I fracture of sacrum CC POA HAC HCC MCC CC/MCC Exc

7th S32.119 Unspecified Zone I fracture of sacrum CC POA HAC HCC MCC CC/MCC Exc

6th S32.12 Zone II fracture of sacrum

Vertical foraminal region fracture of sacrum

7th S32.120 Nondisplaced Zone II fracture of sacrum CC POA HAC HCC MCC CC/MCC Exc

7th S32.121 Minimally displaced Zone II fracture of sacrum CC POA HAC HCC MCC CC/MCC Exc

7th S32.122 Severely displaced Zone II fracture of sacrum CC POA HAC HCC MCC CC/MCC Exc

7th S32.129 Unspecified Zone II fracture of sacrum CC POA HAC HCC MCC CC/MCC Exc

6th S32.13 Zone III fracture of sacrum

Vertical fracture into spinal canal region of sacrum

7th S32.130 Nondisplaced Zone III fracture of sacrum CC POA HAC HCC MCC CC/MCC Exc

7th S32.131 Minimally displaced Zone III fracture of sacrum CC POA HAC HCC MCC CC/MCC Exc

7th S32.132 Severely displaced Zone III fracture of sacrum CC POA HAC HCC MCC CC/MCC Exc

7th S32.139 Unspecified Zone III fracture of sacrum CC POA HAC HCC MCC CC/MCC Exc

x7th S32.14 Type 1 fracture of sacrum CC POA HAC HCC MCC CC/MCC Exc

Transverse flexion fracture of sacrum without displacement

x7th S32.15 Type 2 fracture of sacrum CC POA HAC HCC MCC CC/MCC Exc

Transverse flexion fracture of sacrum with posterior displacement

x7th S32.16 Type 3 fracture of sacrum CC POA HAC HCC MCC CC/MCC Exc

Transverse extension fracture of sacrum with anterior displacement

x7th S32.17 Type 4 fracture of sacrum CC POA HAC HCC MCC CC/MCC Exc

Transverse segmental comminution of upper sacrum

x7th S32.19 Other fracture of sacrum CC POA HAC HCC MCC CC/MCC Exc

x7th S32.2 Fracture of coccyx CC POA HAC HCC MCC CC/MCC Exc

5th S32.3 Fracture of ilium

EXCLUDES1 *fracture of ilium with associated disruption of pelvic ring (S32.8-)*

6th S32.30 Unspecified fracture of ilium

7th S32.301 Unspecified fracture of right ilium CC POA HAC HCC MCC CC/MCC Exc

7th S32.302 Unspecified fracture of left ilium CC POA HAC HCC MCC CC/MCC Exc

7th S32.309 Unspecified fracture of unspecified ilium CC POA HAC HCC MCC CC/MCC Exc

6th S32.31 Avulsion fracture of ilium

7th S32.311 Displaced avulsion fracture of right ilium CC POA HAC HCC MCC CC/MCC Exc

7th S32.312 Displaced avulsion fracture of left ilium CC POA HAC HCC MCC CC/MCC Exc

7th S32.313 Displaced avulsion fracture of unspecified ilium CC POA HAC HCC MCC CC/MCC Exc

7th S32.314 Nondisplaced avulsion fracture of right ilium CC POA HAC HCC MCC CC/MCC Exc

7th S32.315 Nondisplaced avulsion fracture of left ilium CC POA HAC HCC MCC CC/MCC Exc

7th S32.316 Nondisplaced avulsion fracture of unspecified ilium CC POA HAC HCC MCC CC/MCC Exc

6th S32.39 Other fracture of ilium

7th S32.391 Other fracture of right ilium CC POA HAC HCC MCC CC/MCC Exc

7th S32.392 Other fracture of left ilium CC POA HAC HCC MCC CC/MCC Exc

7th S32.399 Other fracture of unspecified ilium CC POA HAC HCC MCC CC/MCC Exc

5th S32.4 Fracture of acetabulum

Code also any associated fracture of pelvic ring (S32.8-)

6th S32.40 Unspecified fracture of acetabulum

7th S32.401 Unspecified fracture of right acetabulum CC POA HAC HCC MCC CC/MCC Exc

7th S32.402 Unspecified fracture of left acetabulum CC POA HAC HCC MCC CC/MCC Exc

7th S32.409 Unspecified fracture of unspecified acetabulum CC POA HAC HCC MCC CC/MCC Exc

6th S32.41 Fracture of anterior wall of acetabulum

7th S32.411 Displaced fracture of anterior wall of right acetabulum CC POA HAC HCC MCC CC/MCC Exc

7th S32.412 Displaced fracture of anterior wall of left acetabulum CC POA HAC HCC MCC CC/MCC Exc

7th S32.413 Displaced fracture of anterior wall of unspecified acetabulum CC POA HAC HCC MCC CC/MCC Exc

7th S32.414 Nondisplaced fracture of anterior wall of right acetabulum CC POA HAC HCC MCC CC/MCC Exc

7th S32.415 Nondisplaced fracture of anterior wall of left acetabulum CC POA HAC HCC MCC CC/MCC Exc

7th S32.416 Nondisplaced fracture of anterior wall of unspecified acetabulum CC POA HAC HCC MCC CC/MCC Exc

6th S32.42 Fracture of posterior wall of acetabulum

7th S32.421 Displaced fracture of posterior wall of right acetabulum CC POA HAC HCC MCC CC/MCC Exc

7th S32.422 Displaced fracture of posterior wall of left acetabulum CC POA HAC HCC MCC CC/MCC Exc

7th S32.423 Displaced fracture of posterior wall of unspecified acetabulum CC POA HAC HCC MCC CC/MCC Exc

7th S32.424 Nondisplaced fracture of posterior wall of right acetabulum CC POA HAC HCC MCC CC/MCC Exc

7th S32.425 Nondisplaced fracture of posterior wall of left acetabulum CC POA HAC HCC MCC CC/MCC Exc

7th S32.426 Nondisplaced fracture of posterior wall of unspecified acetabulum CC POA HAC HCC MCC CC/MCC Exc

6th S32.43 Fracture of anterior column [iliopubic] of acetabulum

7th S32.431 Displaced fracture of anterior column [iliopubic] of right acetabulum CC POA HAC HCC MCC CC/MCC Exc

7th S32.432 Displaced fracture of anterior column [iliopubic] of left acetabulum CC POA HAC HCC MCC CC/MCC Exc

7th S32.433 Displaced fracture of anterior column [iliopubic] of unspecified acetabulum CC POA HAC HCC MCC CC/MCC Exc

7th S32.434 Nondisplaced fracture of anterior column [iliopubic] of right acetabulum CC POA HAC HCC MCC CC/MCC Exc

7th S32.435 Nondisplaced fracture of anterior column [iliopubic] of left acetabulum CC POA HAC HCC MCC CC/MCC Exc

7th S32.436 Nondisplaced fracture of anterior column [iliopubic] of unspecified acetabulum CC POA HAC HCC MCC CC/MCC Exc

6th S32.44 Fracture of posterior column [ilioischial] of acetabulum
- 7th S32.441 Displaced fracture of posterior column [ilioischial] of right acetabulum CC POA HAC HCC MCC CC/MCC Exc
- 7th S32.442 Displaced fracture of posterior column [ilioischial] of left acetabulum CC POA HAC HCC MCC CC/MCC Exc
- 7th S32.443 Displaced fracture of posterior column [ilioischial] of unspecified acetabulum CC POA HAC HCC MCC CC/MCC Exc
- 7th S32.444 Nondisplaced fracture of posterior column [ilioischial] of right acetabulum CC POA HAC HCC MCC CC/MCC Exc
- 7th S32.445 Nondisplaced fracture of posterior column [ilioischial] of left acetabulum CC POA HAC HCC MCC CC/MCC Exc
- 7th S32.446 Nondisplaced fracture of posterior column [ilioischial] of unspecified acetabulum CC POA HAC HCC MCC CC/MCC Exc

6th S32.45 Transverse fracture of acetabulum
- 7th S32.451 Displaced transverse fracture of right acetabulum CC POA HAC HCC MCC CC/MCC Exc
- 7th S32.452 Displaced transverse fracture of left acetabulum CC POA HAC HCC MCC CC/MCC Exc
- 7th S32.453 Displaced transverse fracture of unspecified acetabulum CC POA HAC HCC MCC CC/MCC Exc
- 7th S32.454 Nondisplaced transverse fracture of right acetabulum CC POA HAC HCC MCC CC/MCC Exc
- 7th S32.455 Nondisplaced transverse fracture of left acetabulum CC POA HAC HCC MCC CC/MCC Exc
- 7th S32.456 Nondisplaced transverse fracture of unspecified acetabulum CC POA HAC HCC MCC CC/MCC Exc

6th S32.46 Associated transverse-posterior fracture of acetabulum
- 7th S32.461 Displaced associated transverse-posterior fracture of right acetabulum CC POA HAC HCC MCC CC/MCC Exc
- 7th S32.462 Displaced associated transverse-posterior fracture of left acetabulum CC POA HAC HCC MCC CC/MCC Exc
- 7th S32.463 Displaced associated transverse-posterior fracture of unspecified acetabulum CC POA HAC HCC MCC CC/MCC Exc
- 7th S32.464 Nondisplaced associated transverse-posterior fracture of right acetabulum CC POA HAC HCC MCC CC/MCC Exc
- 7th S32.465 Nondisplaced associated transverse-posterior fracture of left acetabulum CC POA HAC HCC MCC CC/MCC Exc
- 7th S32.466 Nondisplaced associated transverse-posterior fracture of unspecified acetabulum CC POA HAC HCC MCC CC/MCC Exc

6th S32.47 Fracture of medial wall of acetabulum
- 7th S32.471 Displaced fracture of medial wall of right acetabulum CC POA HAC HCC MCC CC/MCC Exc
- 7th S32.472 Displaced fracture of medial wall of left acetabulum CC POA HAC HCC MCC CC/MCC Exc
- 7th S32.473 Displaced fracture of medial wall of unspecified acetabulum CC POA HAC HCC MCC CC/MCC Exc
- 7th S32.474 Nondisplaced fracture of medial wall of right acetabulum CC POA HAC HCC MCC CC/MCC Exc
- 7th S32.475 Nondisplaced fracture of medial wall of left acetabulum CC POA HAC HCC MCC CC/MCC Exc
- 7th S32.476 Nondisplaced fracture of medial wall of unspecified acetabulum CC POA HAC HCC MCC CC/MCC Exc

- 6th S32.48 Dome fracture of acetabulum
  - 7th S32.481 Displaced dome fracture of right acetabulum CC POA HAC HCC MCC CC/MCC Exc
  - 7th S32.482 Displaced dome fracture of left acetabulum CC POA HAC HCC MCC CC/MCC Exc
  - 7th S32.483 Displaced dome fracture of unspecified acetabulum CC POA HAC HCC MCC CC/MCC Exc
  - 7th S32.484 Nondisplaced dome fracture of right acetabulum CC POA HAC HCC MCC CC/MCC Exc
  - 7th S32.485 Nondisplaced dome fracture of left acetabulum CC POA HAC HCC MCC CC/MCC Exc
  - 7th S32.486 Nondisplaced dome fracture of unspecified acetabulum CC POA HAC HCC MCC CC/MCC Exc
- 6th S32.49 Other specified fracture of acetabulum
  - 7th S32.491 Other specified fracture of right acetabulum CC POA HAC HCC MCC CC/MCC Exc
  - 7th S32.492 Other specified fracture of left acetabulum CC POA HAC HCC MCC CC/MCC Exc
  - 7th S32.499 Other specified fracture of unspecified acetabulum CC POA HAC HCC MCC CC/MCC Exc
- 5th S32.5 Fracture of pubis
  - EXCLUDES1 *fracture of pubis with associated disruption of pelvic ring (S32.8-)*
- 6th S32.50 Unspecified fracture of pubis
  - 7th S32.501 Unspecified fracture of right pubis CC POA HAC HCC MCC CC/MCC Exc
  - 7th S32.502 Unspecified fracture of left pubis CC POA HAC HCC MCC CC/MCC Exc
  - 7th S32.509 Unspecified fracture of unspecified pubis CC POA HAC HCC MCC CC/MCC Exc
- 6th S32.51 Fracture of superior rim of pubis
  - 7th S32.511 Fracture of superior rim of right pubis CC POA HAC HCC MCC CC/MCC Exc
  - 7th S32.512 Fracture of superior rim of left pubis CC POA HAC HCC MCC CC/MCC Exc
  - 7th S32.519 Fracture of superior rim of unspecified pubis CC POA HAC HCC MCC CC/MCC Exc
- 6th S32.59 Other specified fracture of pubis
  - 7th S32.591 Other specified fracture of right pubis CC POA HAC HCC MCC CC/MCC Exc
  - 7th S32.592 Other specified fracture of left pubis CC POA HAC HCC MCC CC/MCC Exc
  - 7th S32.599 Other specified fracture of unspecified pubis CC POA HAC HCC MCC CC/MCC Exc

5th S32.6 Fracture of ischium

EXCLUDES1 *fracture of ischium with associated disruption of pelvic ring (S32.8-)*

6th S32.60 Unspecified fracture of ischium

7th S32.601 Unspecified fracture of right ischium CC POA HAC HCC MCC CC/MCC Exc

7th S32.602 Unspecified fracture of left ischium CC POA HAC HCC MCC CC/MCC Exc

7th S32.609 Unspecified fracture of unspecified ischium CC POA HAC HCC MCC CC/MCC Exc

6th S32.61 Avulsion fracture of ischium

7th S32.611 Displaced avulsion fracture of right ischium CC POA HAC HCC MCC CC/MCC Exc

7th S32.612 Displaced avulsion fracture of left ischium CC POA HAC HCC MCC CC/MCC Exc

7th S32.613 Displaced avulsion fracture of unspecified ischium CC POA HAC HCC MCC CC/MCC Exc

7th S32.614 Nondisplaced avulsion fracture of right ischium CC POA HAC HCC MCC CC/MCC Exc

7th S32.615 Nondisplaced avulsion fracture of left ischium CC POA HAC HCC MCC CC/MCC Exc

7th S32.616 Nondisplaced avulsion fracture of unspecified ischium CC POA HAC HCC MCC CC/MCC Exc

6th S32.69 Other specified fracture of ischium

7th S32.691 Other specified fracture of right ischium CC POA HAC HCC MCC CC/MCC Exc

7th S32.692 Other specified fracture of left ischium CC POA HAC HCC MCC CC/MCC Exc

7th S32.699 Other specified fracture of unspecified ischium CC POA HAC HCC MCC CC/MCC Exc

5th S32.8 Fracture of other parts of pelvis

Code also any associated:

fracture of acetabulum (S32.4-)

sacral fracture (S32.1-)

6th S32.81 Multiple fractures of pelvis with disruption of pelvic ring

Multiple pelvic fractures with disruption of pelvic circle

7th S32.810 Multiple fractures of pelvis with stable disruption of pelvic ring CC POA HAC HCC MCC CC/MCC Exc

7th S32.811 Multiple fractures of pelvis with unstable disruption of pelvic ring CC POA HAC HCC MCC CC/MCC Exc

x7th S32.82 Multiple fractures of pelvis without disruption of pelvic ring CC POA HAC HCC MCC CC/MCC Exc

Multiple pelvic fractures without disruption of pelvic circle

x7th S32.89 Fracture of other parts of pelvis CC POA HAC HCC MCC CC/MCC Exc

x7th S32.9 Fracture of unspecified parts of lumbosacral spine and pelvis CC POA HAC HCC MCC CC/MCC Exc

Fracture of lumbosacral spine NOS

Fracture of pelvis NOS

4th S33 **Dislocation and sprain of joints and ligaments of lumbar spine and pelvis**

INCLUDES *avulsion of joint or ligament of lumbar spine and pelvis*
laceration of cartilage, joint or ligament of lumbar spine and pelvis
sprain of cartilage, joint or ligament of lumbar spine and pelvis
traumatic hemarthrosis of joint or ligament of lumbar spine and pelvis
traumatic rupture of joint or ligament of lumbar spine and pelvis
traumatic subluxation of joint or ligament of lumbar spine and pelvis
traumatic tear of joint or ligament of lumbar spine and pelvis

Code also any associated open wound

EXCLUDES1 *nontraumatic rupture or displacement of lumbar intervertebral disc NOS (M51.-)*
obstetric damage to pelvic joints and ligaments (O71.6)

EXCLUDES2 *dislocation and sprain of joints and ligaments of hip (S73.-)*
strain of muscle of lower back and pelvis (S39.01-)

The appropriate 7th character is to be added to each code from category S33

A = initial encounter
D = subsequent encounter
S = sequela

x7th S33.0 **Traumatic rupture of lumbar intervertebral disc** POA CC/MCC Exc

EXCLUDES1 *rupture or displacement (nontraumatic) of lumbar intervertebral disc NOS (M51.- with fifth character 6)*

5th S33.1 Subluxation and dislocation of lumbar vertebra

Code also any associated:

open wound of abdomen, lower back and pelvis (S31)

spinal cord injury (S24.0, S24.1-, S34.0-, S34.1-)

EXCLUDES2 *fracture of lumbar vertebrae (S32.0-)*

6th S33.10 Subluxation and dislocation of unspecified lumbar vertebra

7th S33.100 Subluxation of unspecified lumbar vertebra POA CC/MCC Exc

7th S33.101 Dislocation of unspecified lumbar vertebra POA CC/MCC Exc

6th S33.11 Subluxation and dislocation of L1/L2 lumbar vertebra

7th S33.110 Subluxation of L1/L2 lumbar vertebra POA CC/MCC Exc

7th S33.111 Dislocation of L1/L2 lumbar vertebra POA CC/MCC Exc

6th S33.12 Subluxation and dislocation of L2/L3 lumbar vertebra

7th S33.120 Subluxation of L2/L3 lumbar vertebra POA CC/MCC Exc

7th S33.121 Dislocation of L2/L3 lumbar vertebra POA CC/MCC Exc

6th S33.13 Subluxation and dislocation of L3/L4 lumbar vertebra

7th S33.130 Subluxation of L3/L4 lumbar vertebra POA CC/MCC Exc

7th S33.131 Dislocation of L3/L4 lumbar vertebra POA CC/MCC Exc

6th S33.14 Subluxation and dislocation of L4/L5 lumbar vertebra

7th S33.140 Subluxation of L4/L5 lumbar vertebra POA CC/MCC Exc

7th S33.141 Dislocation of L4/L5 lumbar vertebra POA CC/MCC Exc

x7th S33.2 Dislocation of sacroiliac and sacrococcygeal joint POA CC/MCC Exc

5th S33.3 Dislocation of other and unspecified parts of lumbar spine and pelvis

7th S33.30 Dislocation of unspecified parts of lumbar spine and pelvis POA CC/MCC Exc

7th S33.39 Dislocation of other parts of lumbar spine and pelvis POA CC/MCC Exc

7th S33.4 Traumatic rupture of symphysis pubis POA CC/MCC Exc

7th S33.5 Sprain of ligaments of lumbar spine POA CC/MCC Exc

7th S33.6 Sprain of sacroiliac joint POA CC/MCC Exc

7th S33.8 Sprain of other parts of lumbar spine and pelvis POA CC/MCC Exc

7th S33.9 Sprain of unspecified parts of lumbar spine and pelvis POA CC/MCC Exc

4th S34 Injury of lumbar and sacral spinal cord and nerves at abdomen, lower back and pelvis level

NOTES Code to highest level of lumbar cord injury

Injuries to the spinal cord (S34.0 and S34.1) refer to the cord level and not bone level injury, and can affect nerve roots at and below the level given.

Code also any associated:

fracture of vertebra (S22.0-, S32.0-)

open wound of abdomen, lower back and pelvis (S31.-)

transient paralysis (R29.5)

The appropriate 7th character is to be added to each code from category S34

A = initial encounter

D = subsequent encounter

S = sequela

5th S34.0 Concussion and edema of lumbar and sacral spinal cord

7th S34.01 Concussion and edema of lumbar spinal cord POA HCC MCC CC/MCC Exc

7th S34.02 Concussion and edema of sacral spinal cord POA HCC MCC CC/MCC Exc

Concussion and edema of conus medullaris

5th S34.1 Other and unspecified injury of lumbar and sacral spinal cord

6th S34.10 Unspecified injury to lumbar spinal cord

7th S34.101 Unspecified injury to L1 level of lumbar spinal cord POA HAC HCC MCC CC/MCC Exc

Unspecified injury to lumbar spinal cord level 1

7th S34.102 Unspecified injury to L2 level of lumbar spinal cord POA HAC HCC MCC CC/MCC Exc

Unspecified injury to lumbar spinal cord level 2

7th S34.103 Unspecified injury to L3 level of lumbar spinal cord POA HAC HCC MCC CC/MCC Exc

Unspecified injury to lumbar spinal cord level 3

7th S34.104 Unspecified injury to L4 level of lumbar spinal cord POA HAC HCC MCC CC/MCC Exc

Unspecified injury to lumbar spinal cord level 4

7th S34.105 Unspecified injury to L5 level of lumbar spinal cord POA HAC HCC MCC CC/MCC Exc

Unspecified injury to lumbar spinal cord level 5

7th S34.109 Unspecified injury to unspecified level of lumbar spinal cord POA HAC HCC MCC CC/MCC Exc

6th S34.11 Complete lesion of lumbar spinal cord

7th S34.111 Complete lesion of L1 level of lumbar spinal cord POA HAC HCC MCC CC/MCC Exc

Complete lesion of lumbar spinal cord level 1

7th S34.112 Complete lesion of L2 level of lumbar spinal cord POA HAC HCC MCC CC/MCC Exc

Complete lesion of lumbar spinal cord level 2

7th S34.113 Complete lesion of L3 level of lumbar spinal cord POA HAC HCC MCC CC/MCC Exc

Complete lesion of lumbar spinal cord level 3

7th S34.114 Complete lesion of L4 level of lumbar spinal cord POA HAC HCC MCC CC/MCC Exc

Complete lesion of lumbar spinal cord level 4

7th S34.115 Complete lesion of L5 level of lumbar spinal cord POA HAC HCC MCC CC/MCC Exc

Complete lesion of lumbar spinal cord level 5

7th S34.119 Complete lesion of unspecified level of lumbar spinal cord POA HAC HCC MCC CC/MCC Exc

6th S34.12 Incomplete lesion of lumbar spinal cord

7th S34.121 Incomplete lesion of L1 level of lumbar spinal cord POA HAC HCC MCC CC/MCC Exc

Incomplete lesion of lumbar spinal cord level 1

7th S34.122 Incomplete lesion of L2 level of lumbar spinal cord POA HAC HCC MCC CC/MCC Exc

Incomplete lesion of lumbar spinal cord level 2

7th S34.123 Incomplete lesion of L3 level of lumbar spinal cord POA HAC HCC MCC CC/MCC Exc

Incomplete lesion of lumbar spinal cord level 3

7th S34.124 Incomplete lesion of L4 level of lumbar spinal cord POA HAC HCC MCC CC/MCC Exc

Incomplete lesion of lumbar spinal cord level 4

7th S34.125 Incomplete lesion of L5 level of lumbar spinal cord POA HAC HCC MCC CC/MCC Exc

Incomplete lesion of lumbar spinal cord level 5

7th S34.129 Incomplete lesion of unspecified level of lumbar spinal cord POA HAC HCC MCC CC/MCC Exc

6th S34.13 Other and unspecified injury to sacral spinal cord

Other injury to conus medullaris

7th S34.131 Complete lesion of sacral spinal cord POA HAC HCC MCC CC/MCC Exc

Complete lesion of conus medullaris

7th S34.132 Incomplete lesion of sacral spinal cord POA HAC HCC MCC CC/MCC Exc

Incomplete lesion of conus medullaris

7th S34.139 Unspecified injury to sacral spinal cord POA HAC HCC MCC CC/MCC Exc

Unspecified injury of conus medullaris

- 5th S34.2 Injury of nerve root of lumbar and sacral spine
  - 7th S34.21 Injury of nerve root of lumbar spine POA
  - 7th S34.22 Injury of nerve root of sacral spine POA
- 7th S34.3 Injury of cauda equina POA HAC HCC MCC CC/MCC Exc
- 7th S34.4 Injury of lumbosacral plexus POA
- 7th S34.5 Injury of lumbar, sacral and pelvic sympathetic nerves POA
  - Injury of celiac ganglion or plexus
  - Injury of hypogastric plexus
  - Injury of mesenteric plexus (inferior) (superior)
  - Injury of splanchnic nerve
- 7th S34.6 Injury of peripheral nerve(s) at abdomen, lower back and pelvis level POA
- 7th S34.8 Injury of other nerves at abdomen, lower back and pelvis level POA
- 7th S34.9 Injury of unspecified nerves at abdomen, lower back and pelvis level POA

4th S35 Injury of blood vessels at abdomen, lower back and pelvis level

Code also any associated open wound (S31.-)

The appropriate 7th character is to be added to each code from category S35

- **A = initial encounter**
- **D = subsequent encounter**
- **S = sequela**

5th S35.0 Injury of abdominal aorta

EXCLUDES1 *injury of aorta NOS (S25.0)*

7th S35.00 Unspecified injury of abdominal aorta POA MCC CC/MCC Exc

7th S35.01 Minor laceration of abdominal aorta POA MCC CC/MCC Exc

Incomplete transection of abdominal aorta

Laceration of abdominal aorta NOS

Superficial laceration of abdominal aorta

7th S35.02 Major laceration of abdominal aorta POA MCC CC/MCC Exc

Complete transection of abdominal aorta

Traumatic rupture of abdominal aorta

7th S35.09 Other injury of abdominal aorta POA MCC CC/MCC Exc

5th S35.1 Injury of inferior vena cava

Injury of hepatic vein

EXCLUDES1 *injury of vena cava NOS (S25.2)*

7th S35.10 Unspecified injury of inferior vena cava POA MCC CC/MCC Exc

7th S35.11 Minor laceration of inferior vena cava POA MCC CC/MCC Exc

Incomplete transection of inferior vena cava

Laceration of inferior vena cava NOS

Superficial laceration of inferior vena cava

7th S35.12 Major laceration of inferior vena cava POA MCC CC/MCC Exc

Complete transection of inferior vena cava

Traumatic rupture of inferior vena cava

7th S35.19 Other injury of inferior vena cava POA MCC CC/MCC Exc

5th S35.2 Injury of celiac or mesenteric artery and branches

6th S35.21 Injury of celiac artery

7th S35.211 Minor laceration of celiac artery POA MCC CC/MCC Exc

Incomplete transection of celiac artery

Laceration of celiac artery NOS

Superficial laceration of celiac artery

7th S35.212 Major laceration of celiac artery POA MCC CC/MCC Exc

Complete transection of celiac artery

Traumatic rupture of celiac artery

7th S35.218 Other injury of celiac artery POA MCC CC/MCC Exc

7th S35.219 Unspecified injury of celiac artery POA MCC CC/MCC Exc

6th S35.22 Injury of superior mesenteric artery

7th S35.221 Minor laceration of superior mesenteric artery POA MCC CC/MCC Exc

Incomplete transection of superior mesenteric artery

Laceration of superior mesenteric artery NOS

Superficial laceration of superior mesenteric artery

7th S35.222 Major laceration of superior mesenteric artery POA MCC CC/MCC Exc

Complete transection of superior mesenteric artery

Traumatic rupture of superior mesenteric artery

7th S35.228 Other injury of superior mesenteric artery POA MCC CC/MCC Exc

7th S35.229 Unspecified injury of superior mesenteric artery POA MCC CC/MCC Exc

6th S35.23 Injury of inferior mesenteric artery

7th S35.231 Minor laceration of inferior mesenteric artery POA MCC CC/MCC Exc

Incomplete transection of inferior mesenteric artery

Laceration of inferior mesenteric artery NOS

Superficial laceration of inferior mesenteric artery

7th S35.232 Major laceration of inferior mesenteric artery POA MCC CC/MCC Exc

Complete transection of inferior mesenteric artery

Traumatic rupture of inferior mesenteric artery

7th S35.238 Other injury of inferior mesenteric artery POA MCC CC/MCC Exc

7th S35.239 Unspecified injury of inferior mesenteric artery POA MCC CC/MCC Exc

6th S35.29 Injury of branches of celiac and mesenteric artery

Injury of gastric artery

Injury of gastroduodenal artery

Injury of hepatic artery

Injury of splenic artery

7th S35.291 Minor laceration of branches of celiac and mesenteric artery POA MCC CC/MCC Exc

Incomplete transection of branches of celiac and mesenteric artery

Laceration of branches of celiac and mesenteric artery NOS

Superficial laceration of branches of celiac and mesenteric artery

7th S35.292 Major laceration of branches of celiac and mesenteric artery POA MCC CC/MCC Exc

Complete transection of branches of celiac and mesenteric artery

Traumatic rupture of branches of celiac and mesenteric artery

7th S35.298 Other injury of branches of celiac and mesenteric artery POA MCC CC/MCC Exc

7th S35.299 Unspecified injury of branches of celiac and mesenteric artery POA MCC CC/MCC Exc

- 5th S35.3 Injury of portal or splenic vein and branches
  - 6th S35.31 Injury of portal vein
    - 7th S35.311 Laceration of portal vein POA MCC CC/MCC Exc
    - 7th S35.318 Other specified injury of portal vein POA MCC CC/MCC Exc
    - 7th S35.319 Unspecified injury of portal vein POA MCC CC/MCC Exc
  - 6th S35.32 Injury of splenic vein
    - 7th S35.321 Laceration of splenic vein POA MCC CC/MCC Exc
    - 7th S35.328 Other specified injury of splenic vein POA MCC CC/MCC Exc
    - 7th S35.329 Unspecified injury of splenic vein POA MCC CC/MCC Exc
  - 6th S35.33 Injury of superior mesenteric vein
    - 7th S35.331 Laceration of superior mesenteric vein POA MCC CC/MCC Exc
    - 7th S35.338 Other specified injury of superior mesenteric vein POA MCC CC/MCC Exc
    - 7th S35.339 Unspecified injury of superior mesenteric vein POA MCC CC/MCC Exc
  - 6th S35.34 Injury of inferior mesenteric vein
    - 7th S35.341 Laceration of inferior mesenteric vein POA MCC CC/MCC Exc
    - 7th S35.348 Other specified injury of inferior mesenteric vein POA MCC CC/MCC Exc
    - 7th S35.349 Unspecified injury of inferior mesenteric vein POA MCC CC/MCC Exc
- 5th S35.4 Injury of renal blood vessels
  - 6th S35.40 Unspecified injury of renal blood vessel
    - 7th S35.401 Unspecified injury of right renal artery POA MCC CC/MCC Exc
    - 7th S35.402 Unspecified injury of left renal artery POA MCC CC/MCC Exc
    - 7th S35.403 Unspecified injury of unspecified renal artery POA MCC CC/MCC Exc
    - 7th S35.404 Unspecified injury of right renal vein POA MCC CC/MCC Exc
    - 7th S35.405 Unspecified injury of left renal vein POA MCC CC/MCC Exc
    - 7th S35.406 Unspecified injury of unspecified renal vein POA MCC CC/MCC Exc

- 6th S35.41 Laceration of renal blood vessel
  - 7th S35.411 Laceration of right renal artery POA MCC CC/MCC Exc
  - 7th S35.412 Laceration of left renal artery POA MCC CC/MCC Exc
  - 7th S35.413 Laceration of unspecified renal artery POA MCC CC/MCC Exc
  - 7th S35.414 Laceration of right renal vein POA MCC CC/MCC Exc
  - 7th S35.415 Laceration of left renal vein POA MCC CC/MCC Exc
  - 7th S35.416 Laceration of unspecified renal vein POA MCC CC/MCC Exc
- 6th S35.49 Other specified injury of renal blood vessel
  - 7th S35.491 Other specified injury of right renal artery POA MCC CC/MCC Exc
  - 7th S35.492 Other specified injury of left renal artery POA MCC CC/MCC Exc
  - 7th S35.493 Other specified injury of unspecified renal artery POA MCC CC/MCC Exc
  - 7th S35.494 Other specified injury of right renal vein POA MCC CC/MCC Exc
  - 7th S35.495 Other specified injury of left renal vein POA MCC CC/MCC Exc
  - 7th S35.496 Other specified injury of unspecified renal vein POA MCC CC/MCC Exc

5th S35.5 Injury of iliac blood vessels

x 7th S35.50 Injury of unspecified iliac blood vessel(s) POA MCC CC/MCC Exc

6th S35.51 Injury of iliac artery or vein

Injury of hypogastric artery or vein

7th S35.511 Injury of right iliac artery POA MCC CC/MCC Exc

7th S35.512 Injury of left iliac artery POA MCC CC/MCC Exc

7th S35.513 Injury of unspecified iliac artery POA MCC CC/MCC Exc

7th S35.514 Injury of right iliac vein POA MCC CC/MCC Exc

7th S35.515 Injury of left iliac vein POA MCC CC/MCC Exc

7th S35.516 Injury of unspecified iliac vein POA MCC CC/MCC Exc

6th S35.53 Injury of uterine artery or vein

7th S35.531 Injury of right uterine artery CC POA CC/MCC Exc

7th S35.532 Injury of left uterine artery CC POA CC/MCC Exc

7th S35.533 Injury of unspecified uterine artery CC POA CC/MCC Exc

7th S35.534 Injury of right uterine vein CC POA CC/MCC Exc

7th S35.535 Injury of left uterine vein CC POA CC/MCC Exc

7th S35.536 Injury of unspecified uterine vein CC POA CC/MCC Exc

x 7th S35.59 Injury of other iliac blood vessels POA MCC CC/MCC Exc

5th S35.8 Injury of other blood vessels at abdomen, lower back and pelvis level

Injury of ovarian artery or vein

6th S35.8X Injury of other blood vessels at abdomen, lower back and pelvis level

7th S35.8X1 Laceration of other blood vessels at abdomen, lower back and pelvis level CC POA CC/MCC Exc

7th S35.8X8 Other specified injury of other blood vessels at abdomen, lower back and pelvis level CC POA CC/MCC Exc

7th S35.8X9 Unspecified injury of other blood vessels at abdomen, lower back and pelvis level CC POA CC/MCC Exc

5th S35.9 Injury of unspecified blood vessel at abdomen, lower back and pelvis level

x 7th S35.90 Unspecified injury of unspecified blood vessel at abdomen, lower back and pelvis level CC POA CC/MCC Exc

x 7th S35.91 Laceration of unspecified blood vessel at abdomen, lower back and pelvis level CC POA CC/MCC Exc

x 7th S35.99 Other specified injury of unspecified blood vessel at abdomen, lower back and pelvis level CC POA CC/MCC Exc

4th S36 Injury of intra-abdominal organs

Code also any associated open wound (S31.-)

The appropriate 7th character is to be added to each code from category S36

A = initial encounter

D = subsequent encounter

S = sequela

5th S36.0 Injury of spleen

x7th S36.00 Unspecified injury of spleen CC POA CC/MCC Exc

6th S36.02 Contusion of spleen

7th S36.020 Minor contusion of spleen CC POA CC/MCC Exc

Contusion of spleen less than 2 cm

7th S36.021 Major contusion of spleen CC POA CC/MCC Exc

Contusion of spleen greater than 2 cm

7th S36.029 Unspecified contusion of spleen CC POA CC/MCC Exc

AHA: Q1 2015

6th S36.03 Laceration of spleen

7th S36.030 Superficial (capsular) laceration of spleen CC POA CC/MCC Exc

Laceration of spleen less than 1 cm

Minor laceration of spleen

7th S36.031 Moderate laceration of spleen POA MCC CC/MCC Exc

AHA: Q1 2022

Laceration of spleen 1 to 3 cm

7th S36.032 Major laceration of spleen POA MCC CC/MCC Exc

Avulsion of spleen

Laceration of spleen greater than 3 cm

Massive laceration of spleen

Multiple moderate lacerations of spleen

Stellate laceration of spleen

7th S36.039 Unspecified laceration of spleen CC POA CC/MCC Exc

x7th S36.09 Other injury of spleen CC POA CC/MCC Exc

- 5th S36.1 Injury of liver and gallbladder and bile duct
  - 6th S36.11 Injury of liver
    - 7th S36.112 Contusion of liver CC POA CC/MCC Exc
    - 7th S36.113 Laceration of liver, unspecified degree CC POA CC/MCC Exc
    - 7th S36.114 Minor laceration of liver CC POA CC/MCC Exc

      Laceration involving capsule only, or, without significant involvement of hepatic parenchyma [i.e., less than 1 cm deep]
    - 7th S36.115 Moderate laceration of liver POA MCC CC/MCC Exc

      Laceration involving parenchyma but without major disruption of parenchyma [i.e., less than 10 cm long and less than 3 cm deep]
    - 7th S36.116 Major laceration of liver POA MCC CC/MCC Exc

      Laceration with significant disruption of hepatic parenchyma [i.e., greater than 10 cm long and 3 cm deep]

      Multiple moderate lacerations, with or without hematoma

      Stellate laceration of liver
    - 7th S36.118 Other injury of liver CC POA CC/MCC Exc
    - 7th S36.119 Unspecified injury of liver CC POA CC/MCC Exc

      AHA: Q2 2015
  - 6th S36.12 Injury of gallbladder
    - 7th S36.122 Contusion of gallbladder CC POA CC/MCC Exc
    - 7th S36.123 Laceration of gallbladder CC POA CC/MCC Exc
    - 7th S36.128 Other injury of gallbladder CC POA CC/MCC Exc
    - 7th S36.129 Unspecified injury of gallbladder CC POA CC/MCC Exc
  - x7th S36.13 Injury of bile duct CC POA CC/MCC Exc

- 5th S36.2 Injury of pancreas
  - 6th S36.20 Unspecified injury of pancreas
    - 7th S36.200 Unspecified injury of head of pancreas CC POA CC/MCC Exc
    - 7th S36.201 Unspecified injury of body of pancreas CC POA CC/MCC Exc
    - 7th S36.202 Unspecified injury of tail of pancreas CC POA CC/MCC Exc
    - 7th S36.209 Unspecified injury of unspecified part of pancreas CC POA CC/MCC Exc
  - 6th S36.22 Contusion of pancreas
    - 7th S36.220 Contusion of head of pancreas CC POA CC/MCC Exc
    - 7th S36.221 Contusion of body of pancreas CC POA CC/MCC Exc
    - 7th S36.222 Contusion of tail of pancreas CC POA CC/MCC Exc
    - 7th S36.229 Contusion of unspecified part of pancreas CC POA CC/MCC Exc
  - 6th S36.23 Laceration of pancreas, unspecified degree
    - 7th S36.230 Laceration of head of pancreas, unspecified degree CC POA CC/MCC Exc
    - 7th S36.231 Laceration of body of pancreas, unspecified degree CC POA CC/MCC Exc
    - 7th S36.232 Laceration of tail of pancreas, unspecified degree CC POA CC/MCC Exc
    - 7th S36.239 Laceration of unspecified part of pancreas, unspecified degree CC POA CC/MCC Exc
  - 6th S36.24 Minor laceration of pancreas
    - 7th S36.240 Minor laceration of head of pancreas CC POA CC/MCC Exc
    - 7th S36.241 Minor laceration of body of pancreas CC POA CC/MCC Exc
    - 7th S36.242 Minor laceration of tail of pancreas CC POA CC/MCC Exc
    - 7th S36.249 Minor laceration of unspecified part of pancreas CC POA CC/MCC Exc
  - 6th S36.25 Moderate laceration of pancreas
    - 7th S36.250 Moderate laceration of head of pancreas CC POA CC/MCC Exc
    - 7th S36.251 Moderate laceration of body of pancreas CC POA CC/MCC Exc
    - 7th S36.252 Moderate laceration of tail of pancreas CC POA CC/MCC Exc
    - 7th S36.259 Moderate laceration of unspecified part of pancreas CC POA CC/MCC Exc

- 6th S36.26 Major laceration of pancreas
  - 7th S36.260 Major laceration of head of pancreas CC POA CC/MCC Exc
  - 7th S36.261 Major laceration of body of pancreas CC POA CC/MCC Exc
  - 7th S36.262 Major laceration of tail of pancreas CC POA CC/MCC Exc
  - 7th S36.269 Major laceration of unspecified part of pancreas CC POA CC/MCC Exc
- 6th S36.29 Other injury of pancreas
  - 7th S36.290 Other injury of head of pancreas CC POA CC/MCC Exc
  - 7th S36.291 Other injury of body of pancreas CC POA CC/MCC Exc
  - 7th S36.292 Other injury of tail of pancreas CC POA CC/MCC Exc
  - 7th S36.299 Other injury of unspecified part of pancreas CC POA CC/MCC Exc
- 5th S36.3 Injury of stomach
  - x7th S36.30 Unspecified injury of stomach CC POA CC/MCC Exc
  - x7th S36.32 Contusion of stomach CC POA CC/MCC Exc
  - x7th S36.33 Laceration of stomach CC POA CC/MCC Exc
  - x7th S36.39 Other injury of stomach CC POA CC/MCC Exc
- 5th S36.4 Injury of small intestine
  - 6th S36.40 Unspecified injury of small intestine
    - 7th S36.400 Unspecified injury of duodenum CC POA CC/MCC Exc
    - 7th S36.408 Unspecified injury of other part of small intestine CC POA CC/MCC Exc
    - 7th S36.409 Unspecified injury of unspecified part of small intestine CC POA CC/MCC Exc
  - 6th S36.41 Primary blast injury of small intestine

    Blast injury of small intestine NOS
    - 7th S36.410 Primary blast injury of duodenum CC POA CC/MCC Exc
    - 7th S36.418 Primary blast injury of other part of small intestine CC POA CC/MCC Exc
    - 7th S36.419 Primary blast injury of unspecified part of small intestine CC POA CC/MCC Exc

6th S36.42 Contusion of small intestine

7th S36.420 Contusion of duodenum CC POA CC/MCC Exc

7th S36.428 Contusion of other part of small intestine CC POA CC/MCC Exc

7th S36.429 Contusion of unspecified part of small intestine CC POA CC/MCC Exc

6th S36.43 Laceration of small intestine

7th S36.430 Laceration of duodenum CC POA CC/MCC Exc

7th S36.438 Laceration of other part of small intestine CC POA CC/MCC Exc

7th S36.439 Laceration of unspecified part of small intestine CC POA CC/MCC Exc

6th S36.49 Other injury of small intestine

7th S36.490 Other injury of duodenum CC POA CC/MCC Exc

7th S36.498 Other injury of other part of small intestine CC POA CC/MCC Exc

AHA: Q3 2023

7th S36.499 Other injury of unspecified part of small intestine CC POA CC/MCC Exc

5th S36.5 Injury of colon

EXCLUDES2 *injury of rectum (S36.6-)*

6th S36.50 Unspecified injury of colon

7th S36.500 Unspecified injury of ascending [right] colon CC POA CC/MCC Exc

7th S36.501 Unspecified injury of transverse colon CC POA CC/MCC Exc

7th S36.502 Unspecified injury of descending [left] colon CC POA CC/MCC Exc

7th S36.503 Unspecified injury of sigmoid colon CC POA CC/MCC Exc

7th S36.508 Unspecified injury of other part of colon CC POA CC/MCC Exc

7th S36.509 Unspecified injury of unspecified part of colon CC POA CC/MCC Exc

6th S36.51 Primary blast injury of colon

Blast injury of colon NOS

7th S36.510 Primary blast injury of ascending [right] colon CC POA CC/MCC Exc

7th S36.511 Primary blast injury of transverse colon CC POA CC/MCC Exc

7th S36.512 Primary blast injury of descending [left] colon CC POA CC/MCC Exc

7th S36.513 Primary blast injury of sigmoid colon CC POA CC/MCC Exc

7th S36.518 Primary blast injury of other part of colon CC POA CC/MCC Exc

7th S36.519 Primary blast injury of unspecified part of colon CC POA CC/MCC Exc

6th S36.52 Contusion of colon

7th S36.520 Contusion of ascending [right] colon CC POA CC/MCC Exc

7th S36.521 Contusion of transverse colon CC POA CC/MCC Exc

7th S36.522 Contusion of descending [left] colon CC POA CC/MCC Exc

7th S36.523 Contusion of sigmoid colon CC POA CC/MCC Exc

7th S36.528 Contusion of other part of colon CC POA CC/MCC Exc

7th S36.529 Contusion of unspecified part of colon CC POA CC/MCC Exc

- 6th S36.53 Laceration of colon
  - 7th S36.530 Laceration of ascending [right] colon CC POA CC/MCC Exc
  - 7th S36.531 Laceration of transverse colon CC POA CC/MCC Exc
  - 7th S36.532 Laceration of descending [left] colon CC POA CC/MCC Exc
  - 7th S36.533 Laceration of sigmoid colon CC POA CC/MCC Exc
  - 7th S36.538 Laceration of other part of colon CC POA CC/MCC Exc
  - 7th S36.539 Laceration of unspecified part of colon CC POA CC/MCC Exc
- 6th S36.59 Other injury of colon

  Secondary blast injury of colon
  - 7th S36.590 Other injury of ascending [right] colon CC POA CC/MCC Exc

    AHA: Q3 2023
  - 7th S36.591 Other injury of transverse colon CC POA CC/MCC Exc
  - 7th S36.592 Other injury of descending [left] colon CC POA CC/MCC Exc
  - 7th S36.593 Other injury of sigmoid colon CC POA CC/MCC Exc
  - 7th S36.598 Other injury of other part of colon CC POA CC/MCC Exc
  - 7th S36.599 Other injury of unspecified part of colon CC POA CC/MCC Exc
  - 5th S36.6 Injury of rectum
    - x7th S36.60 Unspecified injury of rectum CC POA CC/MCC Exc
    - x7th S36.61 Primary blast injury of rectum CC POA CC/MCC Exc

      Blast injury of rectum NOS
    - x7th S36.62 Contusion of rectum CC POA CC/MCC Exc
    - x7th S36.63 Laceration of rectum CC POA CC/MCC Exc
    - x7th S36.69 Other injury of rectum CC POA CC/MCC Exc

      Secondary blast injury of rectum
  - 5th S36.8 Injury of other intra-abdominal organs
    - x7th S36.81 Injury of peritoneum CC POA CC/MCC Exc
    - 6th S36.89 Injury of other intra-abdominal organs

      Injury of retroperitoneum
      - 7th S36.892 Contusion of other intra-abdominal organs CC POA CC/MCC Exc
      - 7th S36.893 Laceration of other intra-abdominal organs CC POA CC/MCC Exc
      - 7th S36.898 Other injury of other intra-abdominal organs CC POA CC/MCC Exc
      - 7th S36.899 Unspecified injury of other intra-abdominal organs CC POA CC/MCC Exc
  - 5th S36.9 Injury of unspecified intra-abdominal organ
    - x7th S36.90 Unspecified injury of unspecified intra-abdominal organ CC POA CC/MCC Exc
    - x7th S36.92 Contusion of unspecified intra-abdominal organ CC POA CC/MCC Exc
    - x7th S36.93 Laceration of unspecified intra-abdominal organ CC POA CC/MCC Exc
    - x7th S36.99 Other injury of unspecified intra-abdominal organ CC POA CC/MCC Exc

4th S37 Injury of urinary and pelvic organs

Code also any associated open wound (S31.-)

EXCLUDES1 *obstetric trauma to pelvic organs (O71.-)*

EXCLUDES2 *injury of peritoneum (S36.81)*

injury of retroperitoneum (S36.89-)

The appropriate 7th character is to be added to each code from category S37

A = initial encounter

D = subsequent encounter

S = sequela

5th S37.0 Injury of kidney

EXCLUDES2 *acute kidney injury (nontraumatic) (N17.9)*

6th S37.00 Unspecified injury of kidney

7th S37.001 Unspecified injury of right kidney CC POA CC/MCC Exc

7th S37.002 Unspecified injury of left kidney CC POA CC/MCC Exc

7th S37.009 Unspecified injury of unspecified kidney CC POA CC/MCC Exc

6th S37.01 Minor contusion of kidney

Contusion of kidney less than 2 cm

Contusion of kidney NOS

7th S37.011 Minor contusion of right kidney CC POA CC/MCC Exc

7th S37.012 Minor contusion of left kidney CC POA CC/MCC Exc

7th S37.019 Minor contusion of unspecified kidney CC POA CC/MCC Exc

6th S37.02 Major contusion of kidney

Contusion of kidney greater than 2 cm

7th S37.021 Major contusion of right kidney CC POA CC/MCC Exc

7th S37.022 Major contusion of left kidney CC POA CC/MCC Exc

7th S37.029 Major contusion of unspecified kidney CC POA CC/MCC Exc

- 6th S37.03 Laceration of kidney, unspecified degree
  - 7th S37.031 Laceration of right kidney, unspecified degree CC POA CC/MCC Exc
  - 7th S37.032 Laceration of left kidney, unspecified degree CC POA CC/MCC Exc
  - 7th S37.039 Laceration of unspecified kidney, unspecified degree CC POA CC/MCC Exc
- 6th S37.04 Minor laceration of kidney
  - Laceration of kidney less than 1 cm
  - 7th S37.041 Minor laceration of right kidney CC POA CC/MCC Exc
  - 7th S37.042 Minor laceration of left kidney CC POA CC/MCC Exc
  - 7th S37.049 Minor laceration of unspecified kidney CC POA CC/MCC Exc
- 6th S37.05 Moderate laceration of kidney
  - Laceration of kidney 1 to 3 cm
  - 7th S37.051 Moderate laceration of right kidney CC POA CC/MCC Exc
  - 7th S37.052 Moderate laceration of left kidney CC POA CC/MCC Exc
  - 7th S37.059 Moderate laceration of unspecified kidney CC POA CC/MCC Exc
- 6th S37.06 Major laceration of kidney
  - Avulsion of kidney
  - Laceration of kidney greater than 3 cm
  - Massive laceration of kidney
  - Multiple moderate lacerations of kidney
  - Stellate laceration of kidney
  - 7th S37.061 Major laceration of right kidney POA MCC CC/MCC Exc
  - 7th S37.062 Major laceration of left kidney POA MCC CC/MCC Exc
  - 7th S37.069 Major laceration of unspecified kidney POA MCC CC/MCC Exc
- 6th S37.09 Other injury of kidney
  - 7th S37.091 Other injury of right kidney POA MCC CC/MCC Exc
  - 7th S37.092 Other injury of left kidney POA MCC CC/MCC Exc
  - 7th S37.099 Other injury of unspecified kidney POA MCC CC/MCC Exc

- 5th S37.1 Injury of ureter
  - x7th S37.10 Unspecified injury of ureter CC POA CC/MCC Exc
  - x7th S37.12 Contusion of ureter CC POA CC/MCC Exc
  - x7th S37.13 Laceration of ureter CC POA CC/MCC Exc
  - x7th S37.19 Other injury of ureter CC POA CC/MCC Exc
- 5th S37.2 Injury of bladder
  - x7th S37.20 Unspecified injury of bladder CC POA CC/MCC Exc
  - x7th S37.22 Contusion of bladder CC POA CC/MCC Exc
  - x7th S37.23 Laceration of bladder CC POA CC/MCC Exc
  - x7th S37.29 Other injury of bladder CC POA CC/MCC Exc
- 5th S37.3 Injury of urethra
  - x7th S37.30 Unspecified injury of urethra CC POA CC/MCC Exc
  - x7th S37.32 Contusion of urethra CC POA CC/MCC Exc
  - x7th S37.33 Laceration of urethra CC POA CC/MCC Exc
  - x7th S37.39 Other injury of urethra CC POA CC/MCC Exc
- 5th S37.4 Injury of ovary
  - 6th S37.40 Unspecified injury of ovary
    - 7th S37.401 Unspecified injury of ovary, unilateral POA CC/MCC Exc
    - 7th S37.402 Unspecified injury of ovary, bilateral POA CC/MCC Exc
    - 7th S37.409 Unspecified injury of ovary, unspecified POA CC/MCC Exc
  - 6th S37.42 Contusion of ovary
    - 7th S37.421 Contusion of ovary, unilateral POA CC/MCC Exc
    - 7th S37.422 Contusion of ovary, bilateral POA CC/MCC Exc
    - 7th S37.429 Contusion of ovary, unspecified POA CC/MCC Exc
  - 6th S37.43 Laceration of ovary
    - 7th S37.431 Laceration of ovary, unilateral POA CC/MCC Exc
    - 7th S37.432 Laceration of ovary, bilateral POA CC/MCC Exc
    - 7th S37.439 Laceration of ovary, unspecified POA CC/MCC Exc
  - 6th S37.49 Other injury of ovary
    - 7th S37.491 Other injury of ovary, unilateral POA CC/MCC Exc
    - 7th S37.492 Other injury of ovary, bilateral POA CC/MCC Exc
    - 7th S37.499 Other injury of ovary, unspecified POA CC/MCC Exc

- 5th S37.5 Injury of fallopian tube
  - 6th S37.50 Unspecified injury of fallopian tube
    - 7th S37.501 Unspecified injury of fallopian tube, unilateral POA CC/MCC Exc
    - 7th S37.502 Unspecified injury of fallopian tube, bilateral POA CC/MCC Exc
    - 7th S37.509 Unspecified injury of fallopian tube, unspecified POA CC/MCC Exc
  - 6th S37.51 Primary blast injury of fallopian tube

    Blast injury of fallopian tube NOS
    - 7th S37.511 Primary blast injury of fallopian tube, unilateral POA CC/MCC Exc
    - 7th S37.512 Primary blast injury of fallopian tube, bilateral POA CC/MCC Exc
    - 7th S37.519 Primary blast injury of fallopian tube, unspecified POA CC/MCC Exc
  - 6th S37.52 Contusion of fallopian tube
    - 7th S37.521 Contusion of fallopian tube, unilateral POA CC/MCC Exc
    - 7th S37.522 Contusion of fallopian tube, bilateral POA CC/MCC Exc
    - 7th S37.529 Contusion of fallopian tube, unspecified POA CC/MCC Exc
  - 6th S37.53 Laceration of fallopian tube
    - 7th S37.531 Laceration of fallopian tube, unilateral POA CC/MCC Exc
    - 7th S37.532 Laceration of fallopian tube, bilateral POA CC/MCC Exc
    - 7th S37.539 Laceration of fallopian tube, unspecified POA CC/MCC Exc
  - 6th S37.59 Other injury of fallopian tube

    Secondary blast injury of fallopian tube
    - 7th S37.591 Other injury of fallopian tube, unilateral POA CC/MCC Exc
    - 7th S37.592 Other injury of fallopian tube, bilateral POA CC/MCC Exc
    - 7th S37.599 Other injury of fallopian tube, unspecified POA CC/MCC Exc

- 5th S37.6 Injury of uterus
  - EXCLUDES1 *injury to uterus during delivery (O71.-)*
  - 7th S37.60 Unspecified injury of uterus CC POA CC/MCC Exc
  - 7th S37.62 Contusion of uterus CC POA CC/MCC Exc
  - 7th S37.63 Laceration of uterus CC POA CC/MCC Exc
  - 7th S37.69 Other injury of uterus CC POA CC/MCC Exc
- 5th S37.8 Injury of other urinary and pelvic organs
  - 6th S37.81 Injury of adrenal gland
    - 7th S37.812 Contusion of adrenal gland CC POA CC/MCC Exc
    - 7th S37.813 Laceration of adrenal gland CC POA CC/MCC Exc
    - 7th S37.818 Other injury of adrenal gland CC POA CC/MCC Exc
    - 7th S37.819 Unspecified injury of adrenal gland CC POA CC/MCC Exc
  - 6th S37.82 Injury of prostate
    - 7th S37.822 Contusion of prostate POA CC/MCC Exc
    - 7th S37.823 Laceration of prostate POA CC/MCC Exc
    - 7th S37.828 Other injury of prostate POA CC/MCC Exc
    - 7th S37.829 Unspecified injury of prostate POA CC/MCC Exc
  - 6th S37.89 Injury of other urinary and pelvic organ
    - 7th S37.892 Contusion of other urinary and pelvic organ CC POA CC/MCC Exc
    - 7th S37.893 Laceration of other urinary and pelvic organ CC POA CC/MCC Exc
    - 7th S37.898 Other injury of other urinary and pelvic organ CC POA CC/MCC Exc
    - 7th S37.899 Unspecified injury of other urinary and pelvic organ CC POA CC/MCC Exc
- 5th S37.9 Injury of unspecified urinary and pelvic organ
  - 7th S37.90 Unspecified injury of unspecified urinary and pelvic organ CC POA CC/MCC Exc
  - 7th S37.92 Contusion of unspecified urinary and pelvic organ CC POA CC/MCC Exc
  - 7th S37.93 Laceration of unspecified urinary and pelvic organ CC POA CC/MCC Exc
  - 7th S37.99 Other injury of unspecified urinary and pelvic organ CC POA CC/MCC Exc

4th S38 **Crushing injury and traumatic amputation of abdomen, lower back, pelvis and external genitals**

An amputation not identified as partial or complete should be coded to complete

The appropriate 7th character is to be added to each code from category S38

A = initial encounter

D = subsequent encounter

S = sequela

5th S38.0 **Crushing injury of external genital organs**

Use additional code for any associated injuries

6th S38.00 **Crushing injury of unspecified external genital organs**

7th S38.001 **Crushing injury of unspecified external genital organs, male** POA

7th S38.002 **Crushing injury of unspecified external genital organs, female** POA

x7th S38.01 **Crushing injury of penis** POA

x7th S38.02 **Crushing injury of scrotum and testis** POA

x7th S38.03 **Crushing injury of vulva** POA

x7th S38.1 **Crushing injury of abdomen, lower back, and pelvis** POA CC/MCC Exc

Use additional code for all associated injuries, such as:

fracture of thoracic or lumbar spine and pelvis (S22.0-, S32.-)

injury to intra-abdominal organs (S36.-)

injury to urinary and pelvic organs (S37.-)

open wound of abdominal wall (S31.-)

spinal cord injury (S34.0, S34.1-)

EXCLUDES2 *crushing injury of external genital organs (S38.0-)*

5th S38.2 Traumatic amputation of external genital organs

6th S38.21 Traumatic amputation of female external genital organs

Traumatic amputation of clitoris

Traumatic amputation of labium (majus) (minus)

Traumatic amputation of vulva

7th S38.211 Complete traumatic amputation of female external genital organs POA

7th S38.212 Partial traumatic amputation of female external genital organs POA

6th S38.22 Traumatic amputation of penis

7th S38.221 Complete traumatic amputation of penis POA

7th S38.222 Partial traumatic amputation of penis POA

6th S38.23 Traumatic amputation of scrotum and testis

7th S38.231 Complete traumatic amputation of scrotum and testis POA

7th S38.232 Partial traumatic amputation of scrotum and testis POA

x7th S38.3 Transection (partial) of abdomen POA CC/MCC Exc

4th S39 Other and unspecified injuries of abdomen, lower back, pelvis and external genitals

Code also any associated open wound (S31.-)

EXCLUDES2 *sprain of joints and ligaments of lumbar spine and pelvis (S33.-)*

The appropriate 7th character is to be added to each code from category S39

A = initial encounter

D = subsequent encounter

S = sequela

- 5th S39.0 Injury of muscle, fascia and tendon of abdomen, lower back and pelvis
  - 6th S39.00 Unspecified injury of muscle, fascia and tendon of abdomen, lower back and pelvis
    - 7th S39.001 Unspecified injury of muscle, fascia and tendon of abdomen POA CC/MCC Exc
    - 7th S39.002 Unspecified injury of muscle, fascia and tendon of lower back POA CC/MCC Exc
    - 7th S39.003 Unspecified injury of muscle, fascia and tendon of pelvis POA CC/MCC Exc
  - 6th S39.01 Strain of muscle, fascia and tendon of abdomen, lower back and pelvis
    - 7th S39.011 Strain of muscle, fascia and tendon of abdomen POA CC/MCC Exc
    - 7th S39.012 Strain of muscle, fascia and tendon of lower back POA CC/MCC Exc

      AHA: Q4 2016
    - 7th S39.013 Strain of muscle, fascia and tendon of pelvis POA CC/MCC Exc
  - 6th S39.02 Laceration of muscle, fascia and tendon of abdomen, lower back and pelvis
    - 7th S39.021 Laceration of muscle, fascia and tendon of abdomen POA CC/MCC Exc
    - 7th S39.022 Laceration of muscle, fascia and tendon of lower back POA CC/MCC Exc
    - 7th S39.023 Laceration of muscle, fascia and tendon of pelvis POA CC/MCC Exc
  - 6th S39.09 Other injury of muscle, fascia and tendon of abdomen, lower back and pelvis
    - 7th S39.091 Other injury of muscle, fascia and tendon of abdomen POA CC/MCC Exc
    - 7th S39.092 Other injury of muscle, fascia and tendon of lower back POA CC/MCC Exc
    - 7th S39.093 Other injury of muscle, fascia and tendon of pelvis POA CC/MCC Exc
- 5th S39.8 Other specified injuries of abdomen, lower back, pelvis and external genitals
  - x 7th S39.81 Other specified injuries of abdomen POA CC/MCC Exc
  - x 7th S39.82 Other specified injuries of lower back POA CC/MCC Exc
  - x 7th S39.83 Other specified injuries of pelvis POA CC/MCC Exc
  - 6th S39.84 Other specified injuries of external genitals
    - 7th S39.840 Fracture of corpus cavernosum penis POA CC/MCC Exc
    - 7th S39.848 Other specified injuries of external genitals POA CC/MCC Exc
- 5th S39.9 Unspecified injury of abdomen, lower back, pelvis and external genitals
  - x 7th S39.91 Unspecified injury of abdomen POA CC/MCC Exc
  - x 7th S39.92 Unspecified injury of lower back POA CC/MCC Exc
  - x 7th S39.93 Unspecified injury of pelvis POA CC/MCC Exc
  - x 7th S39.94 Unspecified injury of external genitals POA CC/MCC Exc

Injuries to the shoulder and upper arm (S40-S49)

INCLUDES *injuries of axilla*
injuries of scapular region

EXCLUDES2 *burns and corrosions (T20-T32)*
frostbite (T33-T34)
injuries of elbow (S50-S59)
insect bite or sting, venomous (T63.4)

4th S40 Superficial injury of shoulder and upper arm

The appropriate 7th character is to be added to each code from category S40

A = initial encounter

D = subsequent encounter

S = sequela

5th S40.0 Contusion of shoulder and upper arm

6th S40.01 Contusion of shoulder

7th S40.011 Contusion of right shoulder POA

7th S40.012 Contusion of left shoulder POA

7th S40.019 Contusion of unspecified shoulder POA

6th S40.02 Contusion of upper arm

7th S40.021 Contusion of right upper arm POA

7th S40.022 Contusion of left upper arm POA

7th S40.029 Contusion of unspecified upper arm POA

- 5th S40.2 Other superficial injuries of shoulder
  - 6th S40.21 Abrasion of shoulder
    - 7th S40.211 Abrasion of right shoulder POA
    - 7th S40.212 Abrasion of left shoulder POA
    - 7th S40.219 Abrasion of unspecified shoulder POA
  - 6th S40.22 Blister (nonthermal) of shoulder
    - 7th S40.221 Blister (nonthermal) of right shoulder POA
    - 7th S40.222 Blister (nonthermal) of left shoulder POA
    - 7th S40.229 Blister (nonthermal) of unspecified shoulder POA
  - 6th S40.24 External constriction of shoulder
    - 7th S40.241 External constriction of right shoulder POA
    - 7th S40.242 External constriction of left shoulder POA
    - 7th S40.249 External constriction of unspecified shoulder POA
  - 6th S40.25 Superficial foreign body of shoulder

    Splinter in the shoulder
    - 7th S40.251 Superficial foreign body of right shoulder POA
    - 7th S40.252 Superficial foreign body of left shoulder POA
    - 7th S40.259 Superficial foreign body of unspecified shoulder POA
  - 6th S40.26 Insect bite (nonvenomous) of shoulder
    - 7th S40.261 Insect bite (nonvenomous) of right shoulder POA
    - 7th S40.262 Insect bite (nonvenomous) of left shoulder POA
    - 7th S40.269 Insect bite (nonvenomous) of unspecified shoulder POA
  - 6th S40.27 Other superficial bite of shoulder

    EXCLUDES1 *open bite of shoulder (S41.05)*
    - 7th S40.271 Other superficial bite of right shoulder POA
    - 7th S40.272 Other superficial bite of left shoulder POA
    - 7th S40.279 Other superficial bite of unspecified shoulder POA

- 5th S40.8 Other superficial injuries of upper arm
  - 6th S40.81 Abrasion of upper arm
    - 7th S40.811 Abrasion of right upper arm POA
    - 7th S40.812 Abrasion of left upper arm POA
    - 7th S40.819 Abrasion of unspecified upper arm POA
  - 6th S40.82 Blister (nonthermal) of upper arm
    - 7th S40.821 Blister (nonthermal) of right upper arm POA
    - 7th S40.822 Blister (nonthermal) of left upper arm POA
    - 7th S40.829 Blister (nonthermal) of unspecified upper arm POA
  - 6th S40.84 External constriction of upper arm
    - 7th S40.841 External constriction of right upper arm POA
    - 7th S40.842 External constriction of left upper arm POA
    - 7th S40.849 External constriction of unspecified upper arm POA
  - 6th S40.85 Superficial foreign body of upper arm

    Splinter in the upper arm
    - 7th S40.851 Superficial foreign body of right upper arm POA
    - 7th S40.852 Superficial foreign body of left upper arm POA
    - 7th S40.859 Superficial foreign body of unspecified upper arm POA
  - 6th S40.86 Insect bite (nonvenomous) of upper arm
    - 7th S40.861 Insect bite (nonvenomous) of right upper arm POA
    - 7th S40.862 Insect bite (nonvenomous) of left upper arm POA
    - 7th S40.869 Insect bite (nonvenomous) of unspecified upper arm POA
  - 6th S40.87 Other superficial bite of upper arm

    EXCLUDES1 *open bite of upper arm (S41.14)*

    EXCLUDES2 *other superficial bite of shoulder (S40.27-)*
    - 7th S40.871 Other superficial bite of right upper arm POA
    - 7th S40.872 Other superficial bite of left upper arm POA
    - 7th S40.879 Other superficial bite of unspecified upper arm POA

5th S40.9 Unspecified superficial injury of shoulder and upper arm

6th S40.91 Unspecified superficial injury of shoulder

7th S40.911 Unspecified superficial injury of right shoulder POA

7th S40.912 Unspecified superficial injury of left shoulder POA

7th S40.919 Unspecified superficial injury of unspecified shoulder POA

6th S40.92 Unspecified superficial injury of upper arm

7th S40.921 Unspecified superficial injury of right upper arm POA

7th S40.922 Unspecified superficial injury of left upper arm POA

7th S40.929 Unspecified superficial injury of unspecified upper arm POA

4th S41 Open wound of shoulder and upper arm

Code also any associated wound infection

EXCLUDES1 *traumatic amputation of shoulder and upper arm (S48.-)*

EXCLUDES2 *open fracture of shoulder and upper arm (S42.- with 7th character B or C)*

The appropriate 7th character is to be added to each code from category S41

A = initial encounter

D = subsequent encounter

S = sequela

- 5th S41.0 Open wound of shoulder
  - 6th S41.00 Unspecified open wound of shoulder
    - 7th S41.001 Unspecified open wound of right shoulder POA CC/MCC Exc
    - 7th S41.002 Unspecified open wound of left shoulder POA CC/MCC Exc
    - 7th S41.009 Unspecified open wound of unspecified shoulder POA CC/MCC Exc
  - 6th S41.01 Laceration without foreign body of shoulder
    - 7th S41.011 Laceration without foreign body of right shoulder POA CC/MCC Exc
    - 7th S41.012 Laceration without foreign body of left shoulder POA CC/MCC Exc
    - 7th S41.019 Laceration without foreign body of unspecified shoulder POA CC/MCC Exc
  - 6th S41.02 Laceration with foreign body of shoulder
    - 7th S41.021 Laceration with foreign body of right shoulder POA CC/MCC Exc
    - 7th S41.022 Laceration with foreign body of left shoulder POA CC/MCC Exc
    - 7th S41.029 Laceration with foreign body of unspecified shoulder POA CC/MCC Exc
  - 6th S41.03 Puncture wound without foreign body of shoulder
    - 7th S41.031 Puncture wound without foreign body of right shoulder POA CC/MCC Exc
    - 7th S41.032 Puncture wound without foreign body of left shoulder POA CC/MCC Exc
    - 7th S41.039 Puncture wound without foreign body of unspecified shoulder POA CC/MCC Exc
  - 6th S41.04 Puncture wound with foreign body of shoulder
    - 7th S41.041 Puncture wound with foreign body of right shoulder POA CC/MCC Exc
    - 7th S41.042 Puncture wound with foreign body of left shoulder POA CC/MCC Exc
    - 7th S41.049 Puncture wound with foreign body of unspecified shoulder POA CC/MCC Exc
  - 6th S41.05 Open bite of shoulder

    Bite of shoulder NOS

    EXCLUDES1 *superficial bite of shoulder (S40.27)*
    - 7th S41.051 Open bite of right shoulder POA CC/MCC Exc
    - 7th S41.052 Open bite of left shoulder POA CC/MCC Exc
    - 7th S41.059 Open bite of unspecified shoulder POA CC/MCC Exc

- 5th S41.1 Open wound of upper arm
  - 6th S41.10 Unspecified open wound of upper arm
    - 7th S41.101 Unspecified open wound of right upper arm POA CC/MCC Exc
    - 7th S41.102 Unspecified open wound of left upper arm POA CC/MCC Exc
    - 7th S41.109 Unspecified open wound of unspecified upper arm POA CC/MCC Exc
  - 6th S41.11 Laceration without foreign body of upper arm
    - 7th S41.111 Laceration without foreign body of right upper arm POA CC/MCC Exc
    - 7th S41.112 Laceration without foreign body of left upper arm POA CC/MCC Exc
    - 7th S41.119 Laceration without foreign body of unspecified upper arm POA CC/MCC Exc
  - 6th S41.12 Laceration with foreign body of upper arm
    - 7th S41.121 Laceration with foreign body of right upper arm POA CC/MCC Exc
    - 7th S41.122 Laceration with foreign body of left upper arm POA CC/MCC Exc
    - 7th S41.129 Laceration with foreign body of unspecified upper arm POA CC/MCC Exc
  - 6th S41.13 Puncture wound without foreign body of upper arm
    - 7th S41.131 Puncture wound without foreign body of right upper arm POA CC/MCC Exc
    - 7th S41.132 Puncture wound without foreign body of left upper arm POA CC/MCC Exc
    - 7th S41.139 Puncture wound without foreign body of unspecified upper arm POA CC/MCC Exc
  - 6th S41.14 Puncture wound with foreign body of upper arm
    - 7th S41.141 Puncture wound with foreign body of right upper arm POA CC/MCC Exc
    - 7th S41.142 Puncture wound with foreign body of left upper arm POA CC/MCC Exc
    - 7th S41.149 Puncture wound with foreign body of unspecified upper arm POA CC/MCC Exc
  - 6th S41.15 Open bite of upper arm

    Bite of upper arm NOS

    EXCLUDES1 *superficial bite of upper arm (S40.87)*
    - 7th S41.151 Open bite of right upper arm POA CC/MCC Exc
    - 7th S41.152 Open bite of left upper arm POA CC/MCC Exc
    - 7th S41.159 Open bite of unspecified upper arm POA CC/MCC Exc

4th S42 Fracture of shoulder and upper arm

See Official Guidelines, "Coding of Traumatic Fractures" I.C.19.c

NOTES A fracture not indicated as displaced or nondisplaced should be coded to displaced

A fracture not indicated as open or closed should be coded to closed

EXCLUDES1 *traumatic amputation of shoulder and upper arm (S48.-)*

EXCLUDES2 *periprosthetic fracture around internal prosthetic shoulder joint (M97.3)*

The appropriate 7th character is to be added to all codes from category S42

- **A = initial encounter for closed fracture**
- **B = initial encounter for open fracture**
- **D = subsequent encounter for fracture with routine healing**
- **G = subsequent encounter for fracture with delayed healing**
- **K = subsequent encounter for fracture with nonunion**
- **P = subsequent encounter for fracture with malunion**
- **S = sequela**

5th S42.0 Fracture of clavicle

6th S42.00 Fracture of unspecified part of clavicle

7th S42.001 Fracture of unspecified part of right clavicle CC POA HAC CC/MCC Exc

7th S42.002 Fracture of unspecified part of left clavicle CC POA HAC CC/MCC Exc

7th S42.009 Fracture of unspecified part of unspecified clavicle CC POA HAC CC/MCC Exc

6th S42.01 Fracture of sternal end of clavicle

7th S42.011 Anterior displaced fracture of sternal end of right clavicle CC POA HAC CC/MCC Exc

7th S42.012 Anterior displaced fracture of sternal end of left clavicle CC POA HAC CC/MCC Exc

7th S42.013 Anterior displaced fracture of sternal end of unspecified clavicle CC POA HAC CC/MCC Exc

Displaced fracture of sternal end of clavicle NOS

7th S42.014 Posterior displaced fracture of sternal end of right clavicle CC POA HAC CC/MCC Exc

7th S42.015 Posterior displaced fracture of sternal end of left clavicle CC POA HAC CC/MCC Exc

7th S42.016 Posterior displaced fracture of sternal end of unspecified clavicle CC POA HAC CC/MCC Exc

7th S42.017 Nondisplaced fracture of sternal end of right clavicle CC POA HAC CC/MCC Exc

7th S42.018 Nondisplaced fracture of sternal end of left clavicle CC POA HAC CC/MCC Exc

7th S42.019 Nondisplaced fracture of sternal end of unspecified clavicle CC POA HAC CC/MCC Exc

6th S42.02 Fracture of shaft of clavicle

7th S42.021 Displaced fracture of shaft of right clavicle CC POA HAC CC/MCC Exc

7th S42.022 Displaced fracture of shaft of left clavicle CC POA HAC CC/MCC Exc

7th S42.023 Displaced fracture of shaft of unspecified clavicle CC POA HAC CC/MCC Exc

7th S42.024 Nondisplaced fracture of shaft of right clavicle CC POA HAC CC/MCC Exc

7th S42.025 Nondisplaced fracture of shaft of left clavicle CC POA HAC CC/MCC Exc

7th S42.026 Nondisplaced fracture of shaft of unspecified clavicle CC POA HAC CC/MCC Exc

6th S42.03 Fracture of lateral end of clavicle

Fracture of acromial end of clavicle

7th S42.031 Displaced fracture of lateral end of right clavicle CC POA HAC CC/MCC Exc

7th S42.032 Displaced fracture of lateral end of left clavicle CC POA HAC CC/MCC Exc

7th S42.033 Displaced fracture of lateral end of unspecified clavicle CC POA HAC CC/MCC Exc

7th S42.034 Nondisplaced fracture of lateral end of right clavicle CC POA HAC CC/MCC Exc

7th S42.035 Nondisplaced fracture of lateral end of left clavicle CC POA HAC CC/MCC Exc

7th S42.036 Nondisplaced fracture of lateral end of unspecified clavicle CC POA HAC CC/MCC Exc

5th S42.1 Fracture of scapula

6th S42.10 Fracture of unspecified part of scapula

7th S42.101 Fracture of unspecified part of scapula, right shoulder CC POA HAC CC/MCC Exc

7th S42.102 Fracture of unspecified part of scapula, left shoulder CC POA HAC CC/MCC Exc

7th S42.109 Fracture of unspecified part of scapula, unspecified shoulder CC POA HAC CC/MCC Exc

6th S42.11 Fracture of body of scapula

7th S42.111 Displaced fracture of body of scapula, right shoulder CC POA HAC CC/MCC Exc

7th S42.112 Displaced fracture of body of scapula, left shoulder CC POA HAC CC/MCC Exc

7th S42.113 Displaced fracture of body of scapula, unspecified shoulder CC POA HAC CC/MCC Exc

7th S42.114 Nondisplaced fracture of body of scapula, right shoulder CC POA HAC CC/MCC Exc

7th S42.115 Nondisplaced fracture of body of scapula, left shoulder CC POA HAC CC/MCC Exc

7th S42.116 Nondisplaced fracture of body of scapula, unspecified shoulder CC POA HAC CC/MCC Exc

6th S42.12 Fracture of acromial process

7th S42.121 Displaced fracture of acromial process, right shoulder CC POA HAC CC/MCC Exc

7th S42.122 Displaced fracture of acromial process, left shoulder CC POA HAC CC/MCC Exc

7th S42.123 Displaced fracture of acromial process, unspecified shoulder CC POA HAC CC/MCC Exc

7th S42.124 Nondisplaced fracture of acromial process, right shoulder CC POA HAC CC/MCC Exc

7th S42.125 Nondisplaced fracture of acromial process, left shoulder CC POA HAC CC/MCC Exc

7th S42.126 Nondisplaced fracture of acromial process, unspecified shoulder CC POA HAC CC/MCC Exc

6th S42.13 Fracture of coracoid process
- 7th S42.131 Displaced fracture of coracoid process, right shoulder CC POA HAC CC/MCC Exc
- 7th S42.132 Displaced fracture of coracoid process, left shoulder CC POA HAC CC/MCC Exc
- 7th S42.133 Displaced fracture of coracoid process, unspecified shoulder CC POA HAC CC/MCC Exc
- 7th S42.134 Nondisplaced fracture of coracoid process, right shoulder CC POA HAC CC/MCC Exc
- 7th S42.135 Nondisplaced fracture of coracoid process, left shoulder CC POA HAC CC/MCC Exc
- 7th S42.136 Nondisplaced fracture of coracoid process, unspecified shoulder CC POA HAC CC/MCC Exc

6th S42.14 Fracture of glenoid cavity of scapula
- 7th S42.141 Displaced fracture of glenoid cavity of scapula, right shoulder CC POA HAC CC/MCC Exc
- 7th S42.142 Displaced fracture of glenoid cavity of scapula, left shoulder CC POA HAC CC/MCC Exc
- 7th S42.143 Displaced fracture of glenoid cavity of scapula, unspecified shoulder CC POA HAC CC/MCC Exc
- 7th S42.144 Nondisplaced fracture of glenoid cavity of scapula, right shoulder CC POA HAC CC/MCC Exc
- 7th S42.145 Nondisplaced fracture of glenoid cavity of scapula, left shoulder CC POA HAC CC/MCC Exc
- 7th S42.146 Nondisplaced fracture of glenoid cavity of scapula, unspecified shoulder CC POA HAC CC/MCC Exc

6th S42.15 Fracture of neck of scapula
- 7th S42.151 Displaced fracture of neck of scapula, right shoulder CC POA HAC CC/MCC Exc
- 7th S42.152 Displaced fracture of neck of scapula, left shoulder CC POA HAC CC/MCC Exc
- 7th S42.153 Displaced fracture of neck of scapula, unspecified shoulder CC POA HAC CC/MCC Exc
- 7th S42.154 Nondisplaced fracture of neck of scapula, right shoulder CC POA HAC CC/MCC Exc
- 7th S42.155 Nondisplaced fracture of neck of scapula, left shoulder CC POA HAC CC/MCC Exc
- 7th S42.156 Nondisplaced fracture of neck of scapula, unspecified shoulder CC POA HAC CC/MCC Exc

6th S42.19 Fracture of other part of scapula
- 7th S42.191 Fracture of other part of scapula, right shoulder CC POA HAC CC/MCC Exc
- 7th S42.192 Fracture of other part of scapula, left shoulder CC POA HAC CC/MCC Exc
- 7th S42.199 Fracture of other part of scapula, unspecified shoulder CC POA HAC CC/MCC Exc

5th S42.2 Fracture of upper end of humerus

Fracture of proximal end of humerus

EXCLUDES2 *fracture of shaft of humerus (S42.3-)*

physeal fracture of upper end of humerus (S49.0-)

6th S42.20 Unspecified fracture of upper end of humerus

7th S42.201 Unspecified fracture of upper end of right humerus CC POA HAC MCC CC/MCC Exc

7th S42.202 Unspecified fracture of upper end of left humerus CC POA HAC MCC CC/MCC Exc

7th S42.209 Unspecified fracture of upper end of unspecified humerus CC POA HAC MCC CC/MCC Exc

6th S42.21 Unspecified fracture of surgical neck of humerus

Fracture of neck of humerus NOS

7th S42.211 Unspecified displaced fracture of surgical neck of right humerus CC POA HAC MCC CC/MCC Exc

7th S42.212 Unspecified displaced fracture of surgical neck of left humerus CC POA HAC MCC CC/MCC Exc

7th S42.213 Unspecified displaced fracture of surgical neck of unspecified humerus CC POA HAC MCC CC/MCC Exc

7th S42.214 Unspecified nondisplaced fracture of surgical neck of right humerus CC POA HAC MCC CC/MCC Exc

7th S42.215 Unspecified nondisplaced fracture of surgical neck of left humerus CC POA HAC MCC CC/MCC Exc

7th S42.216 Unspecified nondisplaced fracture of surgical neck of unspecified humerus CC POA HAC MCC CC/MCC Exc

6th S42.22 2-part fracture of surgical neck of humerus

7th S42.221 2-part displaced fracture of surgical neck of right humerus CC POA HAC MCC CC/MCC Exc

7th S42.222 2-part displaced fracture of surgical neck of left humerus CC POA HAC MCC CC/MCC Exc

7th S42.223 2-part displaced fracture of surgical neck of unspecified humerus CC POA HAC MCC CC/MCC Exc

7th S42.224 2-part nondisplaced fracture of surgical neck of right humerus CC POA HAC MCC CC/MCC Exc

7th S42.225 2-part nondisplaced fracture of surgical neck of left humerus CC POA HAC MCC CC/MCC Exc

7th S42.226 2-part nondisplaced fracture of surgical neck of unspecified humerus CC POA HAC MCC CC/MCC Exc

6th S42.23 3-part fracture of surgical neck of humerus

7th S42.231 3-part fracture of surgical neck of right humerus CC POA HAC MCC CC/MCC Exc

7th S42.232 3-part fracture of surgical neck of left humerus CC POA HAC MCC CC/MCC Exc

7th S42.239 3-part fracture of surgical neck of unspecified humerus CC POA HAC MCC CC/MCC Exc

- 6th S42.24 4-part fracture of surgical neck of humerus
  - 7th S42.241 4-part fracture of surgical neck of right humerus CC POA HAC MCC CC/MCC Exc
  - 7th S42.242 4-part fracture of surgical neck of left humerus CC POA HAC MCC CC/MCC Exc
  - 7th S42.249 4-part fracture of surgical neck of unspecified humerus CC POA HAC MCC CC/MCC Exc
- 6th S42.25 Fracture of greater tuberosity of humerus
  - 7th S42.251 Displaced fracture of greater tuberosity of right humerus CC POA HAC MCC CC/MCC Exc
  - 7th S42.252 Displaced fracture of greater tuberosity of left humerus CC POA HAC MCC CC/MCC Exc
  - 7th S42.253 Displaced fracture of greater tuberosity of unspecified humerus CC POA HAC MCC CC/MCC Exc
  - 7th S42.254 Nondisplaced fracture of greater tuberosity of right humerus CC POA HAC MCC CC/MCC Exc
  - 7th S42.255 Nondisplaced fracture of greater tuberosity of left humerus CC POA HAC MCC CC/MCC Exc
  - 7th S42.256 Nondisplaced fracture of greater tuberosity of unspecified humerus CC POA HAC MCC CC/MCC Exc
- 6th S42.26 Fracture of lesser tuberosity of humerus
  - 7th S42.261 Displaced fracture of lesser tuberosity of right humerus CC POA HAC MCC CC/MCC Exc
  - 7th S42.262 Displaced fracture of lesser tuberosity of left humerus CC POA HAC MCC CC/MCC Exc
  - 7th S42.263 Displaced fracture of lesser tuberosity of unspecified humerus CC POA HAC MCC CC/MCC Exc
  - 7th S42.264 Nondisplaced fracture of lesser tuberosity of right humerus CC POA HAC MCC CC/MCC Exc
  - 7th S42.265 Nondisplaced fracture of lesser tuberosity of left humerus CC POA HAC MCC CC/MCC Exc
  - 7th S42.266 Nondisplaced fracture of lesser tuberosity of unspecified humerus CC POA HAC MCC CC/MCC Exc

6th S42.27 Torus fracture of upper end of humerus

The appropriate 7th character is to be added to all codes in subcategory S42.27

A = initial encounter for closed fracture

D = subsequent encounter for fracture with routine healing

G = subsequent encounter for fracture with delayed healing

K = subsequent encounter for fracture with nonunion

P = subsequent encounter for fracture with malunion

S = sequela

7th S42.271 Torus fracture of upper end of right humerus CC POA HAC CC/MCC Exc

7th S42.272 Torus fracture of upper end of left humerus CC POA HAC CC/MCC Exc

7th S42.279 Torus fracture of upper end of unspecified humerus CC POA HAC CC/MCC Exc

6th S42.29 Other fracture of upper end of humerus

Fracture of anatomical neck of humerus

Fracture of articular head of humerus

7th S42.291 Other displaced fracture of upper end of right humerus CC POA HAC MCC CC/MCC Exc

7th S42.292 Other displaced fracture of upper end of left humerus CC POA HAC MCC CC/MCC Exc

AHA: Q2 2024

7th S42.293 Other displaced fracture of upper end of unspecified humerus CC POA HAC MCC CC/MCC Exc

7th S42.294 Other nondisplaced fracture of upper end of right humerus CC POA HAC MCC CC/MCC Exc

7th S42.295 Other nondisplaced fracture of upper end of left humerus CC POA HAC MCC CC/MCC Exc

AHA: Q1 2019

7th S42.296 Other nondisplaced fracture of upper end of unspecified humerus CC POA HAC MCC CC/MCC Exc

5th S42.3 Fracture of shaft of humerus

Fracture of humerus NOS

Fracture of upper arm NOS

EXCLUDES2 *physeal fractures of upper end of humerus (S49.0-)*

physeal fractures of lower end of humerus (S49.1-)

6th S42.30 Unspecified fracture of shaft of humerus

7th S42.301 Unspecified fracture of shaft of humerus, right arm CC POA HAC MCC CC/MCC Exc

7th S42.302 Unspecified fracture of shaft of humerus, left arm CC POA HAC MCC CC/MCC Exc

7th S42.309 Unspecified fracture of shaft of humerus, unspecified arm CC POA HAC MCC CC/MCC Exc

6th S42.31 Greenstick fracture of shaft of humerus

The appropriate 7th character is to be added to all codes in subcategory S42.31

A = initial encounter for closed fracture

D = subsequent encounter for fracture with routine healing

G = subsequent encounter for fracture with delayed healing

K = subsequent encounter for fracture with nonunion

P = subsequent encounter for fracture with malunion

S = sequela

7th S42.311 Greenstick fracture of shaft of humerus, right arm CC POA HAC CC/MCC Exc

7th S42.312 Greenstick fracture of shaft of humerus, left arm CC POA HAC CC/MCC Exc

7th S42.319 Greenstick fracture of shaft of humerus, unspecified arm CC POA HAC CC/MCC Exc

6th S42.32 Transverse fracture of shaft of humerus

7th S42.321 Displaced transverse fracture of shaft of humerus, right arm CC POA HAC MCC CC/MCC Exc

7th S42.322 Displaced transverse fracture of shaft of humerus, left arm CC POA HAC MCC CC/MCC Exc

7th S42.323 Displaced transverse fracture of shaft of humerus, unspecified arm CC POA HAC MCC CC/MCC Exc

7th S42.324 Nondisplaced transverse fracture of shaft of humerus, right arm CC POA HAC MCC CC/MCC Exc

7th S42.325 Nondisplaced transverse fracture of shaft of humerus, left arm CC POA HAC MCC CC/MCC Exc

7th S42.326 Nondisplaced transverse fracture of shaft of humerus, unspecified arm CC POA HAC MCC CC/MCC Exc

6th S42.33 Oblique fracture of shaft of humerus
- 7th S42.331 Displaced oblique fracture of shaft of humerus, right arm CC POA HAC MCC CC/MCC Exc
- 7th S42.332 Displaced oblique fracture of shaft of humerus, left arm CC POA HAC MCC CC/MCC Exc
- 7th S42.333 Displaced oblique fracture of shaft of humerus, unspecified arm CC POA HAC MCC CC/MCC Exc
- 7th S42.334 Nondisplaced oblique fracture of shaft of humerus, right arm CC POA HAC MCC CC/MCC Exc
- 7th S42.335 Nondisplaced oblique fracture of shaft of humerus, left arm CC POA HAC MCC CC/MCC Exc
- 7th S42.336 Nondisplaced oblique fracture of shaft of humerus, unspecified arm CC POA HAC MCC CC/MCC Exc

6th S42.34 Spiral fracture of shaft of humerus
- 7th S42.341 Displaced spiral fracture of shaft of humerus, right arm CC POA HAC MCC CC/MCC Exc
- 7th S42.342 Displaced spiral fracture of shaft of humerus, left arm CC POA HAC MCC CC/MCC Exc
- 7th S42.343 Displaced spiral fracture of shaft of humerus, unspecified arm CC POA HAC MCC CC/MCC Exc
- 7th S42.344 Nondisplaced spiral fracture of shaft of humerus, right arm CC POA HAC MCC CC/MCC Exc
- 7th S42.345 Nondisplaced spiral fracture of shaft of humerus, left arm CC POA HAC MCC CC/MCC Exc
- 7th S42.346 Nondisplaced spiral fracture of shaft of humerus, unspecified arm CC POA HAC MCC CC/MCC Exc

6th S42.35 Comminuted fracture of shaft of humerus
- 7th S42.351 Displaced comminuted fracture of shaft of humerus, right arm CC POA HAC MCC CC/MCC Exc
- 7th S42.352 Displaced comminuted fracture of shaft of humerus, left arm CC POA HAC MCC CC/MCC Exc
- 7th S42.353 Displaced comminuted fracture of shaft of humerus, unspecified arm CC POA HAC MCC CC/MCC Exc
- 7th S42.354 Nondisplaced comminuted fracture of shaft of humerus, right arm CC POA HAC MCC CC/MCC Exc
- 7th S42.355 Nondisplaced comminuted fracture of shaft of humerus, left arm CC POA HAC MCC CC/MCC Exc
- 7th S42.356 Nondisplaced comminuted fracture of shaft of humerus, unspecified arm CC POA HAC MCC CC/MCC Exc

6th S42.36 Segmental fracture of shaft of humerus
- 7th S42.361 Displaced segmental fracture of shaft of humerus, right arm CC POA HAC MCC CC/MCC Exc
- 7th S42.362 Displaced segmental fracture of shaft of humerus, left arm CC POA HAC MCC CC/MCC Exc
- 7th S42.363 Displaced segmental fracture of shaft of humerus, unspecified arm CC POA HAC MCC CC/MCC Exc
- 7th S42.364 Nondisplaced segmental fracture of shaft of humerus, right arm CC POA HAC MCC CC/MCC Exc
- 7th S42.365 Nondisplaced segmental fracture of shaft of humerus, left arm CC POA HAC MCC CC/MCC Exc
- 7th S42.366 Nondisplaced segmental fracture of shaft of humerus, unspecified arm CC POA HAC MCC CC/MCC Exc

6th S42.39 Other fracture of shaft of humerus
- 7th S42.391 Other fracture of shaft of right humerus CC POA HAC MCC CC/MCC Exc
- 7th S42.392 Other fracture of shaft of left humerus CC POA HAC MCC CC/MCC Exc
- 7th S42.399 Other fracture of shaft of unspecified humerus CC POA HAC MCC CC/MCC Exc

5th S42.4 Fracture of lower end of humerus

Fracture of distal end of humerus

EXCLUDES2 *fracture of shaft of humerus (S42.3-)*

physeal fracture of lower end of humerus (S49.1-)

6th S42.40 Unspecified fracture of lower end of humerus

Fracture of elbow NOS
- 7th S42.401 Unspecified fracture of lower end of right humerus CC POA HAC MCC CC/MCC Exc
- 7th S42.402 Unspecified fracture of lower end of left humerus CC POA HAC MCC CC/MCC Exc
- 7th S42.409 Unspecified fracture of lower end of unspecified humerus CC POA HAC MCC CC/MCC Exc

6th S42.41 Simple supracondylar fracture without intercondylar fracture of humerus
- 7th S42.411 Displaced simple supracondylar fracture without intercondylar fracture of right humerus CC POA HAC MCC CC/MCC Exc
- 7th S42.412 Displaced simple supracondylar fracture without intercondylar fracture of left humerus CC POA HAC MCC CC/MCC Exc
- 7th S42.413 Displaced simple supracondylar fracture without intercondylar fracture of unspecified humerus CC POA HAC MCC CC/MCC Exc
- 7th S42.414 Nondisplaced simple supracondylar fracture without intercondylar fracture of right humerus CC POA HAC MCC CC/MCC Exc
- 7th S42.415 Nondisplaced simple supracondylar fracture without intercondylar fracture of left humerus CC POA HAC MCC CC/MCC Exc
- 7th S42.416 Nondisplaced simple supracondylar fracture without intercondylar fracture of unspecified humerus CC POA HAC MCC CC/MCC Exc

6th S42.42 Comminuted supracondylar fracture without intercondylar fracture of humerus
- 7th S42.421 Displaced comminuted supracondylar fracture without intercondylar fracture of right humerus CC POA HAC MCC CC/MCC Exc
- 7th S42.422 Displaced comminuted supracondylar fracture without intercondylar fracture of left humerus CC POA HAC MCC CC/MCC Exc
- 7th S42.423 Displaced comminuted supracondylar fracture without intercondylar fracture of unspecified humerus CC POA HAC MCC CC/MCC Exc
- 7th S42.424 Nondisplaced comminuted supracondylar fracture without intercondylar fracture of right humerus CC POA HAC MCC CC/MCC Exc
- 7th S42.425 Nondisplaced comminuted supracondylar fracture without intercondylar fracture of left humerus CC POA HAC MCC CC/MCC Exc
- 7th S42.426 Nondisplaced comminuted supracondylar fracture without intercondylar fracture of unspecified humerus CC POA HAC MCC CC/MCC Exc

6th S42.43 Fracture (avulsion) of lateral epicondyle of humerus
- 7th S42.431 Displaced fracture (avulsion) of lateral epicondyle of right humerus CC POA HAC MCC CC/MCC Exc
- 7th S42.432 Displaced fracture (avulsion) of lateral epicondyle of left humerus CC POA HAC MCC CC/MCC Exc
- 7th S42.433 Displaced fracture (avulsion) of lateral epicondyle of unspecified humerus CC POA HAC MCC CC/MCC Exc
- 7th S42.434 Nondisplaced fracture (avulsion) of lateral epicondyle of right humerus CC POA HAC MCC CC/MCC Exc
- 7th S42.435 Nondisplaced fracture (avulsion) of lateral epicondyle of left humerus CC POA HAC MCC CC/MCC Exc
- 7th S42.436 Nondisplaced fracture (avulsion) of lateral epicondyle of unspecified humerus CC POA HAC MCC CC/MCC Exc

6th S42.44 Fracture (avulsion) of medial epicondyle of humerus
- 7th S42.441 Displaced fracture (avulsion) of medial epicondyle of right humerus CC POA HAC MCC CC/MCC Exc
- 7th S42.442 Displaced fracture (avulsion) of medial epicondyle of left humerus CC POA HAC MCC CC/MCC Exc
- 7th S42.443 Displaced fracture (avulsion) of medial epicondyle of unspecified humerus CC POA HAC MCC CC/MCC Exc
- 7th S42.444 Nondisplaced fracture (avulsion) of medial epicondyle of right humerus CC POA HAC MCC CC/MCC Exc
- 7th S42.445 Nondisplaced fracture (avulsion) of medial epicondyle of left humerus CC POA HAC MCC CC/MCC Exc
- 7th S42.446 Nondisplaced fracture (avulsion) of medial epicondyle of unspecified humerus CC POA HAC MCC CC/MCC Exc
- 7th S42.447 Incarcerated fracture (avulsion) of medial epicondyle of right humerus CC POA HAC MCC CC/MCC Exc
- 7th S42.448 Incarcerated fracture (avulsion) of medial epicondyle of left humerus CC POA HAC MCC CC/MCC Exc
- 7th S42.449 Incarcerated fracture (avulsion) of medial epicondyle of unspecified humerus CC POA HAC MCC CC/MCC Exc

6th S42.45 Fracture of lateral condyle of humerus

Fracture of capitellum of humerus

7th S42.451 Displaced fracture of lateral condyle of right humerus CC POA HAC MCC CC/MCC Exc

7th S42.452 Displaced fracture of lateral condyle of left humerus CC POA HAC MCC CC/MCC Exc

7th S42.453 Displaced fracture of lateral condyle of unspecified humerus CC POA HAC MCC CC/MCC Exc

7th S42.454 Nondisplaced fracture of lateral condyle of right humerus CC POA HAC MCC CC/MCC Exc

7th S42.455 Nondisplaced fracture of lateral condyle of left humerus CC POA HAC MCC CC/MCC Exc

7th S42.456 Nondisplaced fracture of lateral condyle of unspecified humerus CC POA HAC MCC CC/MCC Exc

6th S42.46 Fracture of medial condyle of humerus

Trochlea fracture of humerus

7th S42.461 Displaced fracture of medial condyle of right humerus CC POA HAC MCC CC/MCC Exc

7th S42.462 Displaced fracture of medial condyle of left humerus CC POA HAC MCC CC/MCC Exc

7th S42.463 Displaced fracture of medial condyle of unspecified humerus CC POA HAC MCC CC/MCC Exc

7th S42.464 Nondisplaced fracture of medial condyle of right humerus CC POA HAC MCC CC/MCC Exc

7th S42.465 Nondisplaced fracture of medial condyle of left humerus CC POA HAC MCC CC/MCC Exc

7th S42.466 Nondisplaced fracture of medial condyle of unspecified humerus CC POA HAC MCC CC/MCC Exc

6th S42.47 Transcondylar fracture of humerus

7th S42.471 Displaced transcondylar fracture of right humerus CC POA HAC MCC CC/MCC Exc

7th S42.472 Displaced transcondylar fracture of left humerus CC POA HAC MCC CC/MCC Exc

7th S42.473 Displaced transcondylar fracture of unspecified humerus CC POA HAC MCC CC/MCC Exc

7th S42.474 Nondisplaced transcondylar fracture of right humerus CC POA HAC MCC CC/MCC Exc

7th S42.475 Nondisplaced transcondylar fracture of left humerus CC POA HAC MCC CC/MCC Exc

7th S42.476 Nondisplaced transcondylar fracture of unspecified humerus CC POA HAC MCC CC/MCC Exc

6th S42.48 Torus fracture of lower end of humerus

The appropriate 7th character is to be added to all codes in subcategory S42.48

A = initial encounter for closed fracture

D = subsequent encounter for fracture with routine healing

G = subsequent encounter for fracture with delayed healing

K = subsequent encounter for fracture with nonunion

P = subsequent encounter for fracture with malunion

S = sequela

7th S42.481 Torus fracture of lower end of right humerus CC POA HAC CC/MCC Exc

7th S42.482 Torus fracture of lower end of left humerus CC POA HAC CC/MCC Exc

7th S42.489 Torus fracture of lower end of unspecified humerus CC POA HAC CC/MCC Exc

6th S42.49 Other fracture of lower end of humerus

7th S42.491 Other displaced fracture of lower end of right humerus CC POA HAC MCC CC/MCC Exc

7th S42.492 Other displaced fracture of lower end of left humerus CC POA HAC MCC CC/MCC Exc

7th S42.493 Other displaced fracture of lower end of unspecified humerus CC POA HAC MCC CC/MCC Exc

7th S42.494 Other nondisplaced fracture of lower end of right humerus CC POA HAC MCC CC/MCC Exc

7th S42.495 Other nondisplaced fracture of lower end of left humerus CC POA HAC MCC CC/MCC Exc

7th S42.496 Other nondisplaced fracture of lower end of unspecified humerus CC POA HAC MCC CC/MCC Exc

5th S42.9 Fracture of shoulder girdle, part unspecified

Fracture of shoulder NOS

x-7th S42.90 Fracture of unspecified shoulder girdle, part unspecified CC POA HAC MCC CC/MCC Exc

x-7th S42.91 Fracture of right shoulder girdle, part unspecified CC POA HAC MCC CC/MCC Exc

x-7th S42.92 Fracture of left shoulder girdle, part unspecified CC POA HAC MCC CC/MCC Exc

5th S42.9 Fracture of shoulder girdle, part unspecified

Fracture of shoulder NOS

x-7th S42.90 Fracture of unspecified shoulder girdle, part unspecified CC POA HAC MCC CC/MCC Exc

x-7th S42.91 Fracture of right shoulder girdle, part unspecified CC POA HAC MCC CC/MCC Exc

x-7th S42.92 Fracture of left shoulder girdle, part unspecified CC POA HAC MCC CC/MCC Exc

4th S43 Dislocation and sprain of joints and ligaments of shoulder girdle

INCLUDES *avulsion of joint or ligament of shoulder girdle*
laceration of cartilage, joint or ligament of shoulder girdle
sprain of cartilage, joint or ligament of shoulder girdle
traumatic hemarthrosis of joint or ligament of shoulder girdle
traumatic rupture of joint or ligament of shoulder girdle
traumatic subluxation of joint or ligament of shoulder girdle
traumatic tear of joint or ligament of shoulder girdle

Code also any associated open wound

EXCLUDES2 *strain of muscle, fascia and tendon of shoulder and upper arm (S46.-)*

The appropriate 7th character is to be added to each code from category S43

A = initial encounter

D = subsequent encounter

S = sequela

- 5th S43.0 Subluxation and dislocation of shoulder joint
  - Dislocation of glenohumeral joint
  - Subluxation of glenohumeral joint
  - 6th S43.00 Unspecified subluxation and dislocation of shoulder joint
    - Dislocation of humerus NOS
    - Subluxation of humerus NOS
    - 7th S43.001 Unspecified subluxation of right shoulder joint POA
    - 7th S43.002 Unspecified subluxation of left shoulder joint POA
    - 7th S43.003 Unspecified subluxation of unspecified shoulder joint POA
    - 7th S43.004 Unspecified dislocation of right shoulder joint POA
    - 7th S43.005 Unspecified dislocation of left shoulder joint POA
    - 7th S43.006 Unspecified dislocation of unspecified shoulder joint POA
  - 6th S43.01 Anterior subluxation and dislocation of humerus
    - 7th S43.011 Anterior subluxation of right humerus POA
    - 7th S43.012 Anterior subluxation of left humerus POA
    - 7th S43.013 Anterior subluxation of unspecified humerus POA
    - 7th S43.014 Anterior dislocation of right humerus POA
    - 7th S43.015 Anterior dislocation of left humerus POA
    - 7th S43.016 Anterior dislocation of unspecified humerus POA
  - 6th S43.02 Posterior subluxation and dislocation of humerus
    - 7th S43.021 Posterior subluxation of right humerus POA
    - 7th S43.022 Posterior subluxation of left humerus POA
    - 7th S43.023 Posterior subluxation of unspecified humerus POA
    - 7th S43.024 Posterior dislocation of right humerus POA
    - 7th S43.025 Posterior dislocation of left humerus POA
    - 7th S43.026 Posterior dislocation of unspecified humerus POA

- 6th S43.03 Inferior subluxation and dislocation of humerus
  - 7th S43.031 Inferior subluxation of right humerus POA
  - 7th S43.032 Inferior subluxation of left humerus POA
  - 7th S43.033 Inferior subluxation of unspecified humerus POA
  - 7th S43.034 Inferior dislocation of right humerus POA
  - 7th S43.035 Inferior dislocation of left humerus POA
  - 7th S43.036 Inferior dislocation of unspecified humerus POA
- 6th S43.08 Other subluxation and dislocation of shoulder joint
  - 7th S43.081 Other subluxation of right shoulder joint POA
  - 7th S43.082 Other subluxation of left shoulder joint POA
  - 7th S43.083 Other subluxation of unspecified shoulder joint POA
  - 7th S43.084 Other dislocation of right shoulder joint POA
  - 7th S43.085 Other dislocation of left shoulder joint POA
  - 7th S43.086 Other dislocation of unspecified shoulder joint POA
- 5th S43.1 Subluxation and dislocation of acromioclavicular joint
  - 6th S43.10 Unspecified dislocation of acromioclavicular joint
    - 7th S43.101 Unspecified dislocation of right acromioclavicular joint POA
    - 7th S43.102 Unspecified dislocation of left acromioclavicular joint POA
    - 7th S43.109 Unspecified dislocation of unspecified acromioclavicular joint POA
  - 6th S43.11 Subluxation of acromioclavicular joint
    - 7th S43.111 Subluxation of right acromioclavicular joint POA
    - 7th S43.112 Subluxation of left acromioclavicular joint POA
    - 7th S43.119 Subluxation of unspecified acromioclavicular joint POA

- 6th S43.12 Dislocation of acromioclavicular joint, 100%-200% displacement
  - 7th S43.121 Dislocation of right acromioclavicular joint, 100%-200% displacement POA
  - 7th S43.122 Dislocation of left acromioclavicular joint, 100%-200% displacement POA
  - 7th S43.129 Dislocation of unspecified acromioclavicular joint, 100%-200% displacement POA
- 6th S43.13 Dislocation of acromioclavicular joint, greater than 200% displacement
  - 7th S43.131 Dislocation of right acromioclavicular joint, greater than 200% displacement POA
  - 7th S43.132 Dislocation of left acromioclavicular joint, greater than 200% displacement POA
  - 7th S43.139 Dislocation of unspecified acromioclavicular joint, greater than 200% displacement POA
- 6th S43.14 Inferior dislocation of acromioclavicular joint
  - 7th S43.141 Inferior dislocation of right acromioclavicular joint POA
  - 7th S43.142 Inferior dislocation of left acromioclavicular joint POA
  - 7th S43.149 Inferior dislocation of unspecified acromioclavicular joint POA
- 6th S43.15 Posterior dislocation of acromioclavicular joint
  - 7th S43.151 Posterior dislocation of right acromioclavicular joint POA
  - 7th S43.152 Posterior dislocation of left acromioclavicular joint POA
  - 7th S43.159 Posterior dislocation of unspecified acromioclavicular joint POA
- 5th S43.2 Subluxation and dislocation of sternoclavicular joint
  - 6th S43.20 Unspecified subluxation and dislocation of sternoclavicular joint
    - 7th S43.201 Unspecified subluxation of right sternoclavicular joint CC POA HAC CC/MCC Exc
    - 7th S43.202 Unspecified subluxation of left sternoclavicular joint CC POA HAC CC/MCC Exc
    - 7th S43.203 Unspecified subluxation of unspecified sternoclavicular joint CC POA HAC CC/MCC Exc
    - 7th S43.204 Unspecified dislocation of right sternoclavicular joint CC POA HAC CC/MCC Exc
    - 7th S43.205 Unspecified dislocation of left sternoclavicular joint CC POA HAC CC/MCC Exc
    - 7th S43.206 Unspecified dislocation of unspecified sternoclavicular joint CC POA HAC CC/MCC Exc
  - 6th S43.21 Anterior subluxation and dislocation of sternoclavicular joint
    - 7th S43.211 Anterior subluxation of right sternoclavicular joint CC POA HAC CC/MCC Exc
    - 7th S43.212 Anterior subluxation of left sternoclavicular joint CC POA HAC CC/MCC Exc
    - 7th S43.213 Anterior subluxation of unspecified sternoclavicular joint CC POA HAC CC/MCC Exc
    - 7th S43.214 Anterior dislocation of right sternoclavicular joint CC POA HAC CC/MCC Exc
    - 7th S43.215 Anterior dislocation of left sternoclavicular joint CC POA HAC CC/MCC Exc
    - 7th S43.216 Anterior dislocation of unspecified sternoclavicular joint CC POA HAC CC/MCC Exc
  - 6th S43.22 Posterior subluxation and dislocation of sternoclavicular joint
    - 7th S43.221 Posterior subluxation of right sternoclavicular joint CC POA HAC CC/MCC Exc
    - 7th S43.222 Posterior subluxation of left sternoclavicular joint CC POA HAC CC/MCC Exc
    - 7th S43.223 Posterior subluxation of unspecified sternoclavicular joint CC POA HAC CC/MCC Exc
    - 7th S43.224 Posterior dislocation of right sternoclavicular joint CC POA HAC CC/MCC Exc
    - 7th S43.225 Posterior dislocation of left sternoclavicular joint CC POA HAC CC/MCC Exc
    - 7th S43.226 Posterior dislocation of unspecified sternoclavicular joint CC POA HAC CC/MCC Exc

- 5th S43.3 Subluxation and dislocation of other and unspecified parts of shoulder girdle
  - 6th S43.30 Subluxation and dislocation of unspecified parts of shoulder girdle
    - Dislocation of shoulder girdle NOS
    - Subluxation of shoulder girdle NOS
    - 7th S43.301 Subluxation of unspecified parts of right shoulder girdle POA
    - 7th S43.302 Subluxation of unspecified parts of left shoulder girdle POA
    - 7th S43.303 Subluxation of unspecified parts of unspecified shoulder girdle POA
    - 7th S43.304 Dislocation of unspecified parts of right shoulder girdle POA
    - 7th S43.305 Dislocation of unspecified parts of left shoulder girdle POA
    - 7th S43.306 Dislocation of unspecified parts of unspecified shoulder girdle POA
  - 6th S43.31 Subluxation and dislocation of scapula
    - 7th S43.311 Subluxation of right scapula POA
    - 7th S43.312 Subluxation of left scapula POA
    - 7th S43.313 Subluxation of unspecified scapula POA
    - 7th S43.314 Dislocation of right scapula POA
    - 7th S43.315 Dislocation of left scapula POA
    - 7th S43.316 Dislocation of unspecified scapula POA
  - 6th S43.39 Subluxation and dislocation of other parts of shoulder girdle
    - 7th S43.391 Subluxation of other parts of right shoulder girdle POA
    - 7th S43.392 Subluxation of other parts of left shoulder girdle POA
    - 7th S43.393 Subluxation of other parts of unspecified shoulder girdle POA
    - 7th S43.394 Dislocation of other parts of right shoulder girdle POA
    - 7th S43.395 Dislocation of other parts of left shoulder girdle POA
    - 7th S43.396 Dislocation of other parts of unspecified shoulder girdle POA

5th S43.4 Sprain of shoulder joint

6th S43.40 Unspecified sprain of shoulder joint

7th S43.401 Unspecified sprain of right shoulder joint POA

7th S43.402 Unspecified sprain of left shoulder joint POA

7th S43.409 Unspecified sprain of unspecified shoulder joint POA

6th S43.41 Sprain of coracohumeral (ligament)

7th S43.411 Sprain of right coracohumeral (ligament) POA

7th S43.412 Sprain of left coracohumeral (ligament) POA

7th S43.419 Sprain of unspecified coracohumeral (ligament) POA

6th S43.42 Sprain of rotator cuff capsule

EXCLUDES1 *rotator cuff syndrome (complete) (incomplete), not specified as traumatic (M75.1-)*

EXCLUDES2 *injury of tendon of rotator cuff (S46.0-)*

7th S43.421 Sprain of right rotator cuff capsule POA

7th S43.422 Sprain of left rotator cuff capsule POA

7th S43.429 Sprain of unspecified rotator cuff capsule POA

6th S43.43 Superior glenoid labrum lesion

SLAP lesion

7th S43.431 Superior glenoid labrum lesion of right shoulder POA

7th S43.432 Superior glenoid labrum lesion of left shoulder POA

AHA: Q2 2024

7th S43.439 Superior glenoid labrum lesion of unspecified shoulder POA

6th S43.49 Other sprain of shoulder joint

7th S43.491 Other sprain of right shoulder joint POA

7th S43.492 Other sprain of left shoulder joint POA

7th S43.499 Other sprain of unspecified shoulder joint POA

- S43.5 Sprain of acromioclavicular joint
  - Sprain of acromioclavicular ligament
  - S43.50 Sprain of unspecified acromioclavicular joint POA
  - S43.51 Sprain of right acromioclavicular joint POA
  - S43.52 Sprain of left acromioclavicular joint POA
- S43.6 Sprain of sternoclavicular joint
  - S43.60 Sprain of unspecified sternoclavicular joint POA
  - S43.61 Sprain of right sternoclavicular joint POA
  - S43.62 Sprain of left sternoclavicular joint POA
- S43.8 Sprain of other specified parts of shoulder girdle
  - S43.80 Sprain of other specified parts of unspecified shoulder girdle POA
  - S43.81 Sprain of other specified parts of right shoulder girdle POA
  - S43.82 Sprain of other specified parts of left shoulder girdle POA
- S43.9 Sprain of unspecified parts of shoulder girdle
  - S43.90 Sprain of unspecified parts of unspecified shoulder girdle POA
    - Sprain of shoulder girdle NOS
  - S43.91 Sprain of unspecified parts of right shoulder girdle POA
  - S43.92 Sprain of unspecified parts of left shoulder girdle POA

4th S44 Injury of nerves at shoulder and upper arm level

Code also any associated open wound (S41.-)

EXCLUDES2 *injury of brachial plexus (S14.3-)*

The appropriate 7th character is to be added to each code from category S44

A = initial encounter

D = subsequent encounter

S = sequela

5th S44.0 Injury of ulnar nerve at upper arm level

EXCLUDES1 *ulnar nerve NOS (S54.0)*

x-7th S44.00 Injury of ulnar nerve at upper arm level, unspecified arm POA

x-7th S44.01 Injury of ulnar nerve at upper arm level, right arm POA

x-7th S44.02 Injury of ulnar nerve at upper arm level, left arm POA

5th S44.1 Injury of median nerve at upper arm level

EXCLUDES1 *median nerve NOS (S54.1)*

x-7th S44.10 Injury of median nerve at upper arm level, unspecified arm POA

x-7th S44.11 Injury of median nerve at upper arm level, right arm POA

x-7th S44.12 Injury of median nerve at upper arm level, left arm POA

5th S44.2 Injury of radial nerve at upper arm level

EXCLUDES1 *radial nerve NOS (S54.2)*

x-7th S44.20 Injury of radial nerve at upper arm level, unspecified arm POA

x-7th S44.21 Injury of radial nerve at upper arm level, right arm POA

x-7th S44.22 Injury of radial nerve at upper arm level, left arm POA

5th S44.3 Injury of axillary nerve

x-7th S44.30 Injury of axillary nerve, unspecified arm POA

x-7th S44.31 Injury of axillary nerve, right arm POA

x-7th S44.32 Injury of axillary nerve, left arm POA

- 5th S44.4 Injury of musculocutaneous nerve
  - x7th S44.40 Injury of musculocutaneous nerve, unspecified arm POA
  - x7th S44.41 Injury of musculocutaneous nerve, right arm POA
  - x7th S44.42 Injury of musculocutaneous nerve, left arm POA
- 5th S44.5 Injury of cutaneous sensory nerve at shoulder and upper arm level
  - x7th S44.50 Injury of cutaneous sensory nerve at shoulder and upper arm level, unspecified arm POA
  - x7th S44.51 Injury of cutaneous sensory nerve at shoulder and upper arm level, right arm POA
  - x7th S44.52 Injury of cutaneous sensory nerve at shoulder and upper arm level, left arm POA
- 5th S44.8 Injury of other nerves at shoulder and upper arm level
  - 6th S44.8X Injury of other nerves at shoulder and upper arm level
    - 7th S44.8X1 Injury of other nerves at shoulder and upper arm level, right arm POA
    - 7th S44.8X2 Injury of other nerves at shoulder and upper arm level, left arm POA
    - 7th S44.8X9 Injury of other nerves at shoulder and upper arm level, unspecified arm POA
- 5th S44.9 Injury of unspecified nerve at shoulder and upper arm level
  - x7th S44.90 Injury of unspecified nerve at shoulder and upper arm level, unspecified arm POA
  - x7th S44.91 Injury of unspecified nerve at shoulder and upper arm level, right arm POA
  - x7th S44.92 Injury of unspecified nerve at shoulder and upper arm level, left arm POA

4th S45 Injury of blood vessels at shoulder and upper arm level

Code also any associated open wound (S41.-)

EXCLUDES2 *injury of subclavian artery (S25.1)*

injury of subclavian vein (S25.3)

The appropriate 7th character is to be added to each code from category S45

A = initial encounter

D = subsequent encounter

S = sequela

5th S45.0 Injury of axillary artery

6th S45.00 Unspecified injury of axillary artery

7th S45.001 Unspecified injury of axillary artery, right side POA MCC CC/MCC Exc

7th S45.002 Unspecified injury of axillary artery, left side POA MCC CC/MCC Exc

7th S45.009 Unspecified injury of axillary artery, unspecified side POA MCC CC/MCC Exc

6th S45.01 Laceration of axillary artery

7th S45.011 Laceration of axillary artery, right side POA MCC CC/MCC Exc

7th S45.012 Laceration of axillary artery, left side POA MCC CC/MCC Exc

7th S45.019 Laceration of axillary artery, unspecified side POA MCC CC/MCC Exc

6th S45.09 Other specified injury of axillary artery

7th S45.091 Other specified injury of axillary artery, right side POA MCC CC/MCC Exc

7th S45.092 Other specified injury of axillary artery, left side POA MCC CC/MCC Exc

7th S45.099 Other specified injury of axillary artery, unspecified side POA MCC CC/MCC Exc

- 5th S45.1 Injury of brachial artery
  - 6th S45.10 Unspecified injury of brachial artery
    - 7th S45.101 Unspecified injury of brachial artery, right side CC POA CC/MCC Exc
    - 7th S45.102 Unspecified injury of brachial artery, left side CC POA CC/MCC Exc
    - 7th S45.109 Unspecified injury of brachial artery, unspecified side CC POA CC/MCC Exc
  - 6th S45.11 Laceration of brachial artery
    - 7th S45.111 Laceration of brachial artery, right side CC POA CC/MCC Exc
    - 7th S45.112 Laceration of brachial artery, left side CC POA CC/MCC Exc
    - 7th S45.119 Laceration of brachial artery, unspecified side CC POA CC/MCC Exc
  - 6th S45.19 Other specified injury of brachial artery
    - 7th S45.191 Other specified injury of brachial artery, right side CC POA CC/MCC Exc
    - 7th S45.192 Other specified injury of brachial artery, left side CC POA CC/MCC Exc
    - 7th S45.199 Other specified injury of brachial artery, unspecified side CC POA CC/MCC Exc
- 5th S45.2 Injury of axillary or brachial vein
  - 6th S45.20 Unspecified injury of axillary or brachial vein
    - 7th S45.201 Unspecified injury of axillary or brachial vein, right side CC POA CC/MCC Exc
    - 7th S45.202 Unspecified injury of axillary or brachial vein, left side CC POA CC/MCC Exc
    - 7th S45.209 Unspecified injury of axillary or brachial vein, unspecified side CC POA CC/MCC Exc
  - 6th S45.21 Laceration of axillary or brachial vein
    - 7th S45.211 Laceration of axillary or brachial vein, right side CC POA CC/MCC Exc
    - 7th S45.212 Laceration of axillary or brachial vein, left side CC POA CC/MCC Exc
    - 7th S45.219 Laceration of axillary or brachial vein, unspecified side CC POA CC/MCC Exc
  - 6th S45.29 Other specified injury of axillary or brachial vein
    - 7th S45.291 Other specified injury of axillary or brachial vein, right side CC POA CC/MCC Exc
    - 7th S45.292 Other specified injury of axillary or brachial vein, left side CC POA CC/MCC Exc
    - 7th S45.299 Other specified injury of axillary or brachial vein, unspecified side CC POA CC/MCC Exc

- 5th S45.3 Injury of superficial vein at shoulder and upper arm level
  - 6th S45.30 Unspecified injury of superficial vein at shoulder and upper arm level
    - 7th S45.301 Unspecified injury of superficial vein at shoulder and upper arm level, right arm CC POA CC/MCC Exc
    - 7th S45.302 Unspecified injury of superficial vein at shoulder and upper arm level, left arm CC POA CC/MCC Exc
    - 7th S45.309 Unspecified injury of superficial vein at shoulder and upper arm level, unspecified arm CC POA CC/MCC Exc
  - 6th S45.31 Laceration of superficial vein at shoulder and upper arm level
    - 7th S45.311 Laceration of superficial vein at shoulder and upper arm level, right arm CC POA CC/MCC Exc
    - 7th S45.312 Laceration of superficial vein at shoulder and upper arm level, left arm CC POA CC/MCC Exc
    - 7th S45.319 Laceration of superficial vein at shoulder and upper arm level, unspecified arm CC POA CC/MCC Exc
  - 6th S45.39 Other specified injury of superficial vein at shoulder and upper arm level
    - 7th S45.391 Other specified injury of superficial vein at shoulder and upper arm level, right arm CC POA CC/MCC Exc
    - 7th S45.392 Other specified injury of superficial vein at shoulder and upper arm level, left arm CC POA CC/MCC Exc
    - 7th S45.399 Other specified injury of superficial vein at shoulder and upper arm level, unspecified arm CC POA CC/MCC Exc
- 5th S45.8 Injury of other specified blood vessels at shoulder and upper arm level
  - 6th S45.80 Unspecified injury of other specified blood vessels at shoulder and upper arm level
    - 7th S45.801 Unspecified injury of other specified blood vessels at shoulder and upper arm level, right arm CC POA CC/MCC Exc
    - 7th S45.802 Unspecified injury of other specified blood vessels at shoulder and upper arm level, left arm CC POA CC/MCC Exc
    - 7th S45.809 Unspecified injury of other specified blood vessels at shoulder and upper arm level, unspecified arm CC POA CC/MCC Exc
  - 6th S45.81 Laceration of other specified blood vessels at shoulder and upper arm level
    - 7th S45.811 Laceration of other specified blood vessels at shoulder and upper arm level, right arm CC POA CC/MCC Exc
    - 7th S45.812 Laceration of other specified blood vessels at shoulder and upper arm level, left arm CC POA CC/MCC Exc
    - 7th S45.819 Laceration of other specified blood vessels at shoulder and upper arm level, unspecified arm CC POA CC/MCC Exc
  - 6th S45.89 Other specified injury of other specified blood vessels at shoulder and upper arm level
    - 7th S45.891 Other specified injury of other specified blood vessels at shoulder and upper arm level, right arm CC POA CC/MCC Exc
    - 7th S45.892 Other specified injury of other specified blood vessels at shoulder and upper arm level, left arm CC POA CC/MCC Exc
    - 7th S45.899 Other specified injury of other specified blood vessels at shoulder and upper arm level, unspecified arm CC POA CC/MCC Exc

- 5th S45.9 Injury of unspecified blood vessel at shoulder and upper arm level
  - 6th S45.90 Unspecified injury of unspecified blood vessel at shoulder and upper arm level
    - 7th S45.901 Unspecified injury of unspecified blood vessel at shoulder and upper arm level, right arm CC POA CC/MCC Exc
    - 7th S45.902 Unspecified injury of unspecified blood vessel at shoulder and upper arm level, left arm CC POA CC/MCC Exc
    - 7th S45.909 Unspecified injury of unspecified blood vessel at shoulder and upper arm level, unspecified arm CC POA CC/MCC Exc
  - 6th S45.91 Laceration of unspecified blood vessel at shoulder and upper arm level
    - 7th S45.911 Laceration of unspecified blood vessel at shoulder and upper arm level, right arm CC POA CC/MCC Exc
    - 7th S45.912 Laceration of unspecified blood vessel at shoulder and upper arm level, left arm CC POA CC/MCC Exc
    - 7th S45.919 Laceration of unspecified blood vessel at shoulder and upper arm level, unspecified arm CC POA CC/MCC Exc
  - 6th S45.99 Other specified injury of unspecified blood vessel at shoulder and upper arm level
    - 7th S45.991 Other specified injury of unspecified blood vessel at shoulder and upper arm level, right arm CC POA CC/MCC Exc
    - 7th S45.992 Other specified injury of unspecified blood vessel at shoulder and upper arm level, left arm CC POA CC/MCC Exc
    - 7th S45.999 Other specified injury of unspecified blood vessel at shoulder and upper arm level, unspecified arm CC POA CC/MCC Exc

4th S46 Injury of muscle, fascia and tendon at shoulder and upper arm level

Code also any associated open wound (S41.-)

EXCLUDES2 *injury of muscle, fascia and tendon at elbow (S56.-)*

sprain of joints and ligaments of shoulder girdle (S43.9)

The appropriate 7th character is to be added to each code from category S46

A = initial encounter

D = subsequent encounter

S = sequela

5th S46.0 Injury of muscle(s) and tendon(s) of the rotator cuff of shoulder

6th S46.00 Unspecified injury of muscle(s) and tendon(s) of the rotator cuff of shoulder

7th S46.001 Unspecified injury of muscle(s) and tendon(s) of the rotator cuff of right shoulder POA

7th S46.002 Unspecified injury of muscle(s) and tendon(s) of the rotator cuff of left shoulder POA

7th S46.009 Unspecified injury of muscle(s) and tendon(s) of the rotator cuff of unspecified shoulder POA

6th S46.01 Strain of muscle(s) and tendon(s) of the rotator cuff of shoulder

7th S46.011 Strain of muscle(s) and tendon(s) of the rotator cuff of right shoulder POA

7th S46.012 Strain of muscle(s) and tendon(s) of the rotator cuff of left shoulder POA

7th S46.019 Strain of muscle(s) and tendon(s) of the rotator cuff of unspecified shoulder POA

6th S46.02 Laceration of muscle(s) and tendon(s) of the rotator cuff of shoulder

7th S46.021 Laceration of muscle(s) and tendon(s) of the rotator cuff of right shoulder CC POA CC/MCC Exc

7th S46.022 Laceration of muscle(s) and tendon(s) of the rotator cuff of left shoulder CC POA CC/MCC Exc

7th S46.029 Laceration of muscle(s) and tendon(s) of the rotator cuff of unspecified shoulder CC POA CC/MCC Exc

6th S46.09 Other injury of muscle(s) and tendon(s) of the rotator cuff of shoulder

7th S46.091 Other injury of muscle(s) and tendon(s) of the rotator cuff of right shoulder POA

7th S46.092 Other injury of muscle(s) and tendon(s) of the rotator cuff of left shoulder POA

7th S46.099 Other injury of muscle(s) and tendon(s) of the rotator cuff of unspecified shoulder POA

- 5th S46.1 Injury of muscle, fascia and tendon of long head of biceps
  - 6th S46.10 Unspecified injury of muscle, fascia and tendon of long head of biceps
    - 7th S46.101 Unspecified injury of muscle, fascia and tendon of long head of biceps, right arm POA
    - 7th S46.102 Unspecified injury of muscle, fascia and tendon of long head of biceps, left arm POA
    - 7th S46.109 Unspecified injury of muscle, fascia and tendon of long head of biceps, unspecified arm POA
  - 6th S46.11 Strain of muscle, fascia and tendon of long head of biceps
    - 7th S46.111 Strain of muscle, fascia and tendon of long head of biceps, right arm POA
    - 7th S46.112 Strain of muscle, fascia and tendon of long head of biceps, left arm POA
    - 7th S46.119 Strain of muscle, fascia and tendon of long head of biceps, unspecified arm POA
  - 6th S46.12 Laceration of muscle, fascia and tendon of long head of biceps
    - 7th S46.121 Laceration of muscle, fascia and tendon of long head of biceps, right arm CC POA CC/MCC Exc
    - 7th S46.122 Laceration of muscle, fascia and tendon of long head of biceps, left arm CC POA CC/MCC Exc
    - 7th S46.129 Laceration of muscle, fascia and tendon of long head of biceps, unspecified arm CC POA CC/MCC Exc
  - 6th S46.19 Other injury of muscle, fascia and tendon of long head of biceps
    - 7th S46.191 Other injury of muscle, fascia and tendon of long head of biceps, right arm POA
    - 7th S46.192 Other injury of muscle, fascia and tendon of long head of biceps, left arm POA
    - 7th S46.199 Other injury of muscle, fascia and tendon of long head of biceps, unspecified arm POA

- 5th S46.2 Injury of muscle, fascia and tendon of other parts of biceps
  - 6th S46.20 Unspecified injury of muscle, fascia and tendon of other parts of biceps
    - 7th S46.201 Unspecified injury of muscle, fascia and tendon of other parts of biceps, right arm POA
    - 7th S46.202 Unspecified injury of muscle, fascia and tendon of other parts of biceps, left arm POA
    - 7th S46.209 Unspecified injury of muscle, fascia and tendon of other parts of biceps, unspecified arm POA
  - 6th S46.21 Strain of muscle, fascia and tendon of other parts of biceps
    - 7th S46.211 Strain of muscle, fascia and tendon of other parts of biceps, right arm POA
    - 7th S46.212 Strain of muscle, fascia and tendon of other parts of biceps, left arm POA
    - 7th S46.219 Strain of muscle, fascia and tendon of other parts of biceps, unspecified arm POA
  - 6th S46.22 Laceration of muscle, fascia and tendon of other parts of biceps
    - 7th S46.221 Laceration of muscle, fascia and tendon of other parts of biceps, right arm CC POA CC/MCC Exc
    - 7th S46.222 Laceration of muscle, fascia and tendon of other parts of biceps, left arm CC POA CC/MCC Exc
    - 7th S46.229 Laceration of muscle, fascia and tendon of other parts of biceps, unspecified arm CC POA CC/MCC Exc
  - 6th S46.29 Other injury of muscle, fascia and tendon of other parts of biceps
    - 7th S46.291 Other injury of muscle, fascia and tendon of other parts of biceps, right arm POA
    - 7th S46.292 Other injury of muscle, fascia and tendon of other parts of biceps, left arm POA
    - 7th S46.299 Other injury of muscle, fascia and tendon of other parts of biceps, unspecified arm POA

- 5th S46.3 Injury of muscle, fascia and tendon of triceps
  - 6th S46.30 Unspecified injury of muscle, fascia and tendon of triceps
    - 7th S46.301 Unspecified injury of muscle, fascia and tendon of triceps, right arm POA
    - 7th S46.302 Unspecified injury of muscle, fascia and tendon of triceps, left arm POA
    - 7th S46.309 Unspecified injury of muscle, fascia and tendon of triceps, unspecified arm POA
  - 6th S46.31 Strain of muscle, fascia and tendon of triceps
    - 7th S46.311 Strain of muscle, fascia and tendon of triceps, right arm POA
    - 7th S46.312 Strain of muscle, fascia and tendon of triceps, left arm POA
    - 7th S46.319 Strain of muscle, fascia and tendon of triceps, unspecified arm POA
  - 6th S46.32 Laceration of muscle, fascia and tendon of triceps
    - 7th S46.321 Laceration of muscle, fascia and tendon of triceps, right arm CC POA CC/MCC Exc
    - 7th S46.322 Laceration of muscle, fascia and tendon of triceps, left arm CC POA CC/MCC Exc
    - 7th S46.329 Laceration of muscle, fascia and tendon of triceps, unspecified arm CC POA CC/MCC Exc
  - 6th S46.39 Other injury of muscle, fascia and tendon of triceps
    - 7th S46.391 Other injury of muscle, fascia and tendon of triceps, right arm POA
    - 7th S46.392 Other injury of muscle, fascia and tendon of triceps, left arm POA
    - 7th S46.399 Other injury of muscle, fascia and tendon of triceps, unspecified arm POA
- 5th S46.8 Injury of other muscles, fascia and tendons at shoulder and upper arm level
  - 6th S46.80 Unspecified injury of other muscles, fascia and tendons at shoulder and upper arm level
    - 7th S46.801 Unspecified injury of other muscles, fascia and tendons at shoulder and upper arm level, right arm POA
    - 7th S46.802 Unspecified injury of other muscles, fascia and tendons at shoulder and upper arm level, left arm POA
    - 7th S46.809 Unspecified injury of other muscles, fascia and tendons at shoulder and upper arm level, unspecified arm POA
  - 6th S46.81 Strain of other muscles, fascia and tendons at shoulder and upper arm level
    - 7th S46.811 Strain of other muscles, fascia and tendons at shoulder and upper arm level, right arm POA
    - 7th S46.812 Strain of other muscles, fascia and tendons at shoulder and upper arm level, left arm POA
    - 7th S46.819 Strain of other muscles, fascia and tendons at shoulder and upper arm level, unspecified arm POA
  - 6th S46.82 Laceration of other muscles, fascia and tendons at shoulder and upper arm level
    - 7th S46.821 Laceration of other muscles, fascia and tendons at shoulder and upper arm level, right arm CC POA CC/MCC Exc
    - 7th S46.822 Laceration of other muscles, fascia and tendons at shoulder and upper arm level, left arm CC POA CC/MCC Exc
    - 7th S46.829 Laceration of other muscles, fascia and tendons at shoulder and upper arm level, unspecified arm CC POA CC/MCC Exc
  - 6th S46.89 Other injury of other muscles, fascia and tendons at shoulder and upper arm level
    - 7th S46.891 Other injury of other muscles, fascia and tendons at shoulder and upper arm level, right arm POA
    - 7th S46.892 Other injury of other muscles, fascia and tendons at shoulder and upper arm level, left arm POA
    - 7th S46.899 Other injury of other muscles, fascia and tendons at shoulder and upper arm level, unspecified arm POA

- 5th S46.9 Injury of unspecified muscle, fascia and tendon at shoulder and upper arm level
  - 6th S46.90 Unspecified injury of unspecified muscle, fascia and tendon at shoulder and upper arm level
    - 7th S46.901 Unspecified injury of unspecified muscle, fascia and tendon at shoulder and upper arm level, right arm POA
    - 7th S46.902 Unspecified injury of unspecified muscle, fascia and tendon at shoulder and upper arm level, left arm POA
    - 7th S46.909 Unspecified injury of unspecified muscle, fascia and tendon at shoulder and upper arm level, unspecified arm POA
  - 6th S46.91 Strain of unspecified muscle, fascia and tendon at shoulder and upper arm level
    - 7th S46.911 Strain of unspecified muscle, fascia and tendon at shoulder and upper arm level, right arm POA
    - 7th S46.912 Strain of unspecified muscle, fascia and tendon at shoulder and upper arm level, left arm POA
    - 7th S46.919 Strain of unspecified muscle, fascia and tendon at shoulder and upper arm level, unspecified arm POA
  - 6th S46.92 Laceration of unspecified muscle, fascia and tendon at shoulder and upper arm level
    - 7th S46.921 Laceration of unspecified muscle, fascia and tendon at shoulder and upper arm level, right arm CC POA CC/MCC Exc
    - 7th S46.922 Laceration of unspecified muscle, fascia and tendon at shoulder and upper arm level, left arm CC POA CC/MCC Exc
    - 7th S46.929 Laceration of unspecified muscle, fascia and tendon at shoulder and upper arm level, unspecified arm CC POA CC/MCC Exc
  - 6th S46.99 Other injury of unspecified muscle, fascia and tendon at shoulder and upper arm level
    - 7th S46.991 Other injury of unspecified muscle, fascia and tendon at shoulder and upper arm level, right arm POA
    - 7th S46.992 Other injury of unspecified muscle, fascia and tendon at shoulder and upper arm level, left arm POA
    - 7th S46.999 Other injury of unspecified muscle, fascia and tendon at shoulder and upper arm level, unspecified arm POA

4th S47 Crushing injury of shoulder and upper arm

Use additional code for all associated injuries

EXCLUDES2 *crushing injury of elbow (S57.0-)*

The appropriate 7th character is to be added to each code from category S47

A = initial encounter

D = subsequent encounter

S = sequela

x7th S47.1 Crushing injury of right shoulder and upper arm POA

x7th S47.2 Crushing injury of left shoulder and upper arm POA

x7th S47.9 Crushing injury of shoulder and upper arm, unspecified arm POA

4th S48 Traumatic amputation of shoulder and upper arm

An amputation not identified as partial or complete should be coded to complete

EXCLUDES1 *traumatic amputation at elbow level (S58.0)*

The appropriate 7th character is to be added to each code from category S48

A = initial encounter

D = subsequent encounter

S = sequela

5th S48.0 Traumatic amputation at shoulder joint

6th S48.01 Complete traumatic amputation at shoulder joint

7th S48.011 Complete traumatic amputation at right shoulder joint CC POA HCC CC/MCC Exc

7th S48.012 Complete traumatic amputation at left shoulder joint CC POA HCC CC/MCC Exc

7th S48.019 Complete traumatic amputation at unspecified shoulder joint CC POA HCC CC/MCC Exc

6th S48.02 Partial traumatic amputation at shoulder joint

7th S48.021 Partial traumatic amputation at right shoulder joint CC POA HCC CC/MCC Exc

7th S48.022 Partial traumatic amputation at left shoulder joint CC POA HCC CC/MCC Exc

7th S48.029 Partial traumatic amputation at unspecified shoulder joint CC POA HCC CC/MCC Exc

5th S48.1 Traumatic amputation at level between shoulder and elbow

6th S48.11 Complete traumatic amputation at level between shoulder and elbow

7th S48.111 Complete traumatic amputation at level between right shoulder and elbow CC POA HCC CC/MCC Exc

7th S48.112 Complete traumatic amputation at level between left shoulder and elbow CC POA HCC CC/MCC Exc

7th S48.119 Complete traumatic amputation at level between unspecified shoulder and elbow CC POA HCC CC/MCC Exc

6th S48.12 Partial traumatic amputation at level between shoulder and elbow

7th S48.121 Partial traumatic amputation at level between right shoulder and elbow CC POA HCC CC/MCC Exc

7th S48.122 Partial traumatic amputation at level between left shoulder and elbow CC POA HCC CC/MCC Exc

7th S48.129 Partial traumatic amputation at level between unspecified shoulder and elbow CC POA HCC CC/MCC Exc

5th S48.9 Traumatic amputation of shoulder and upper arm, level unspecified

6th S48.91 Complete traumatic amputation of shoulder and upper arm, level unspecified

7th S48.911 Complete traumatic amputation of right shoulder and upper arm, level unspecified CC POA HCC CC/MCC Exc

7th S48.912 Complete traumatic amputation of left shoulder and upper arm, level unspecified CC POA HCC CC/MCC Exc

7th S48.919 Complete traumatic amputation of unspecified shoulder and upper arm, level unspecified CC POA HCC CC/MCC Exc

6th S48.92 Partial traumatic amputation of shoulder and upper arm, level unspecified

7th S48.921 Partial traumatic amputation of right shoulder and upper arm, level unspecified CC POA HCC CC/MCC Exc

7th S48.922 Partial traumatic amputation of left shoulder and upper arm, level unspecified CC POA HCC CC/MCC Exc

7th S48.929 Partial traumatic amputation of unspecified shoulder and upper arm, level unspecified CC POA HCC CC/MCC Exc

4th S49 Other and unspecified injuries of shoulder and upper arm

See Official Guidelines, "Coding of Traumatic Fractures" I.C.19.c

The appropriate 7th character is to be added to each code from subcategories S49.0 and S49.1

A = initial encounter for closed fracture

D = subsequent encounter for fracture with routine healing

G = subsequent encounter for fracture with delayed healing

K = subsequent encounter for fracture with nonunion

P = subsequent encounter for fracture with malunion

S = sequela

- 5th S49.0 Physeal fracture of upper end of humerus
  - 6th S49.00 Unspecified physeal fracture of upper end of humerus
    - 7th S49.001 Unspecified physeal fracture of upper end of humerus, right arm CC POA HAC CC/MCC Exc
    - 7th S49.002 Unspecified physeal fracture of upper end of humerus, left arm CC POA HAC CC/MCC Exc
    - 7th S49.009 Unspecified physeal fracture of upper end of humerus, unspecified arm CC POA HAC CC/MCC Exc
  - 6th S49.01 Salter-Harris Type I physeal fracture of upper end of humerus
    - 7th S49.011 Salter-Harris Type I physeal fracture of upper end of humerus, right arm CC POA HAC CC/MCC Exc
    - 7th S49.012 Salter-Harris Type I physeal fracture of upper end of humerus, left arm CC POA HAC CC/MCC Exc
    - 7th S49.019 Salter-Harris Type I physeal fracture of upper end of humerus, unspecified arm CC POA HAC CC/MCC Exc
  - 6th S49.02 Salter-Harris Type II physeal fracture of upper end of humerus
    - 7th S49.021 Salter-Harris Type II physeal fracture of upper end of humerus, right arm CC POA HAC CC/MCC Exc
    - 7th S49.022 Salter-Harris Type II physeal fracture of upper end of humerus, left arm CC POA HAC CC/MCC Exc
    - 7th S49.029 Salter-Harris Type II physeal fracture of upper end of humerus, unspecified arm CC POA HAC CC/MCC Exc
  - 6th S49.03 Salter-Harris Type III physeal fracture of upper end of humerus
    - 7th S49.031 Salter-Harris Type III physeal fracture of upper end of humerus, right arm CC POA HAC CC/MCC Exc
    - 7th S49.032 Salter-Harris Type III physeal fracture of upper end of humerus, left arm CC POA HAC CC/MCC Exc
    - 7th S49.039 Salter-Harris Type III physeal fracture of upper end of humerus, unspecified arm CC POA HAC CC/MCC Exc
  - 6th S49.04 Salter-Harris Type IV physeal fracture of upper end of humerus
    - 7th S49.041 Salter-Harris Type IV physeal fracture of upper end of humerus, right arm CC POA HAC CC/MCC Exc
    - 7th S49.042 Salter-Harris Type IV physeal fracture of upper end of humerus, left arm CC POA HAC CC/MCC Exc
    - 7th S49.049 Salter-Harris Type IV physeal fracture of upper end of humerus, unspecified arm CC POA HAC CC/MCC Exc
  - 6th S49.09 Other physeal fracture of upper end of humerus
    - 7th S49.091 Other physeal fracture of upper end of humerus, right arm CC POA HAC CC/MCC Exc
    - 7th S49.092 Other physeal fracture of upper end of humerus, left arm CC POA HAC CC/MCC Exc
    - 7th S49.099 Other physeal fracture of upper end of humerus, unspecified arm CC POA HAC CC/MCC Exc

- 5th S49.1 Physeal fracture of lower end of humerus
  - 6th S49.10 Unspecified physeal fracture of lower end of humerus
    - 7th S49.101 Unspecified physeal fracture of lower end of humerus, right arm CC POA HAC CC/MCC Exc
    - 7th S49.102 Unspecified physeal fracture of lower end of humerus, left arm CC POA HAC CC/MCC Exc
    - 7th S49.109 Unspecified physeal fracture of lower end of humerus, unspecified arm CC POA HAC CC/MCC Exc
  - 6th S49.11 Salter-Harris Type I physeal fracture of lower end of humerus
    - 7th S49.111 Salter-Harris Type I physeal fracture of lower end of humerus, right arm CC POA HAC CC/MCC Exc
    - 7th S49.112 Salter-Harris Type I physeal fracture of lower end of humerus, left arm CC POA HAC CC/MCC Exc
    - 7th S49.119 Salter-Harris Type I physeal fracture of lower end of humerus, unspecified arm CC POA HAC CC/MCC Exc
  - 6th S49.12 Salter-Harris Type II physeal fracture of lower end of humerus
    - 7th S49.121 Salter-Harris Type II physeal fracture of lower end of humerus, right arm CC POA HAC CC/MCC Exc
    - 7th S49.122 Salter-Harris Type II physeal fracture of lower end of humerus, left arm CC POA HAC CC/MCC Exc
    - 7th S49.129 Salter-Harris Type II physeal fracture of lower end of humerus, unspecified arm CC POA HAC CC/MCC Exc
  - 6th S49.13 Salter-Harris Type III physeal fracture of lower end of humerus
    - 7th S49.131 Salter-Harris Type III physeal fracture of lower end of humerus, right arm CC POA HAC CC/MCC Exc
    - 7th S49.132 Salter-Harris Type III physeal fracture of lower end of humerus, left arm CC POA HAC CC/MCC Exc
    - 7th S49.139 Salter-Harris Type III physeal fracture of lower end of humerus, unspecified arm CC POA HAC CC/MCC Exc
  - 6th S49.14 Salter-Harris Type IV physeal fracture of lower end of humerus
    - 7th S49.141 Salter-Harris Type IV physeal fracture of lower end of humerus, right arm CC POA HAC CC/MCC Exc
    - 7th S49.142 Salter-Harris Type IV physeal fracture of lower end of humerus, left arm CC POA HAC CC/MCC Exc
    - 7th S49.149 Salter-Harris Type IV physeal fracture of lower end of humerus, unspecified arm CC POA HAC CC/MCC Exc
  - 6th S49.19 Other physeal fracture of lower end of humerus
    - 7th S49.191 Other physeal fracture of lower end of humerus, right arm CC POA HAC CC/MCC Exc
    - 7th S49.192 Other physeal fracture of lower end of humerus, left arm CC POA HAC CC/MCC Exc
    - 7th S49.199 Other physeal fracture of lower end of humerus, unspecified arm CC POA HAC CC/MCC Exc

- S49.8 Other specified injuries of shoulder and upper arm
  - The appropriate 7th character is to be added to each code in subcategory S49.8
    - A = initial encounter
    - D = subsequent encounter
    - S = sequela
  - S49.80 Other specified injuries of shoulder and upper arm, unspecified arm POA
  - S49.81 Other specified injuries of right shoulder and upper arm POA
  - S49.82 Other specified injuries of left shoulder and upper arm POA
- S49.9 Unspecified injury of shoulder and upper arm
  - The appropriate 7th character is to be added to each code in subcategory S49.9
    - A = initial encounter
    - D = subsequent encounter
    - S = sequela
  - S49.90 Unspecified injury of shoulder and upper arm, unspecified arm POA
  - S49.91 Unspecified injury of right shoulder and upper arm POA
  - S49.92 Unspecified injury of left shoulder and upper arm POA

Injuries to the elbow and forearm (S50-S59)

EXCLUDES2 *burns and corrosions (T20-T32)*
frostbite (T33-T34)
injuries of wrist and hand (S60-S69)
insect bite or sting, venomous (T63.4)

4th S50 **Superficial injury of elbow and forearm**

EXCLUDES2 *superficial injury of wrist and hand (S60.-)*

The appropriate 7th character is to be added to each code from category S50

A = initial encounter
D = subsequent encounter
S = sequela

- 5th S50.0 Contusion of elbow
  - x7th S50.00 Contusion of unspecified elbow POA
  - x7th S50.01 Contusion of right elbow POA
  - x7th S50.02 Contusion of left elbow POA
- 5th S50.1 Contusion of forearm
  - x7th S50.10 Contusion of unspecified forearm POA
  - x7th S50.11 Contusion of right forearm POA
  - x7th S50.12 Contusion of left forearm POA

- 5th S50.3 Other superficial injuries of elbow
  - 6th S50.31 Abrasion of elbow
    - 7th S50.311 Abrasion of right elbow POA
    - 7th S50.312 Abrasion of left elbow POA
    - 7th S50.319 Abrasion of unspecified elbow POA
  - 6th S50.32 Blister (nonthermal) of elbow
    - 7th S50.321 Blister (nonthermal) of right elbow POA
    - 7th S50.322 Blister (nonthermal) of left elbow POA
    - 7th S50.329 Blister (nonthermal) of unspecified elbow POA
  - 6th S50.34 External constriction of elbow
    - 7th S50.341 External constriction of right elbow POA
    - 7th S50.342 External constriction of left elbow POA
    - 7th S50.349 External constriction of unspecified elbow POA
  - 6th S50.35 Superficial foreign body of elbow
    Splinter in the elbow
    - 7th S50.351 Superficial foreign body of right elbow POA
    - 7th S50.352 Superficial foreign body of left elbow POA
    - 7th S50.359 Superficial foreign body of unspecified elbow POA
  - 6th S50.36 Insect bite (nonvenomous) of elbow
    - 7th S50.361 Insect bite (nonvenomous) of right elbow POA
    - 7th S50.362 Insect bite (nonvenomous) of left elbow POA
    - 7th S50.369 Insect bite (nonvenomous) of unspecified elbow POA

- 6th S50.37 Other superficial bite of elbow
  - EXCLUDES1 *open bite of elbow (S51.04)*
  - 7th S50.371 Other superficial bite of right elbow POA
  - 7th S50.372 Other superficial bite of left elbow POA
  - 7th S50.379 Other superficial bite of unspecified elbow POA
- 5th S50.8 Other superficial injuries of forearm
  - 6th S50.81 Abrasion of forearm
    - 7th S50.811 Abrasion of right forearm POA
    - 7th S50.812 Abrasion of left forearm POA
    - 7th S50.819 Abrasion of unspecified forearm POA
  - 6th S50.82 Blister (nonthermal) of forearm
    - 7th S50.821 Blister (nonthermal) of right forearm POA
    - 7th S50.822 Blister (nonthermal) of left forearm POA
    - 7th S50.829 Blister (nonthermal) of unspecified forearm POA
  - 6th S50.84 External constriction of forearm
    - 7th S50.841 External constriction of right forearm POA
    - 7th S50.842 External constriction of left forearm POA
    - 7th S50.849 External constriction of unspecified forearm POA
  - 6th S50.85 Superficial foreign body of forearm
    - Splinter in the forearm
    - 7th S50.851 Superficial foreign body of right forearm POA
    - 7th S50.852 Superficial foreign body of left forearm POA
    - 7th S50.859 Superficial foreign body of unspecified forearm POA

- 6th S50.86 Insect bite (nonvenomous) of forearm
  - 7th S50.861 Insect bite (nonvenomous) of right forearm POA
  - 7th S50.862 Insect bite (nonvenomous) of left forearm POA
  - 7th S50.869 Insect bite (nonvenomous) of unspecified forearm POA
- 6th S50.87 Other superficial bite of forearm
  - EXCLUDES1 *open bite of forearm (S51.84)*
  - 7th S50.871 Other superficial bite of right forearm POA
  - 7th S50.872 Other superficial bite of left forearm POA
  - 7th S50.879 Other superficial bite of unspecified forearm POA
- 5th S50.9 Unspecified superficial injury of elbow and forearm
- 6th S50.90 Unspecified superficial injury of elbow
  - 7th S50.901 Unspecified superficial injury of right elbow POA
  - 7th S50.902 Unspecified superficial injury of left elbow POA
  - 7th S50.909 Unspecified superficial injury of unspecified elbow POA
- 6th S50.91 Unspecified superficial injury of forearm
  - 7th S50.911 Unspecified superficial injury of right forearm POA
  - 7th S50.912 Unspecified superficial injury of left forearm POA
  - 7th S50.919 Unspecified superficial injury of unspecified forearm POA

4th S51 Open wound of elbow and forearm

Code also any associated wound infection

EXCLUDES1 *open fracture of elbow and forearm (S52.- with open fracture 7th character)*

traumatic amputation of elbow and forearm (S58.-)

EXCLUDES2 *open wound of wrist and hand (S61.-)*

The appropriate 7th character is to be added to each code from category S51

A = initial encounter

D = subsequent encounter

S = sequela

5th S51.0 Open wound of elbow

6th S51.00 Unspecified open wound of elbow

7th S51.001 Unspecified open wound of right elbow POA CC/MCC Exc

7th S51.002 Unspecified open wound of left elbow POA CC/MCC Exc

7th S51.009 Unspecified open wound of unspecified elbow POA CC/MCC Exc

Open wound of elbow NOS

6th S51.01 Laceration without foreign body of elbow

7th S51.011 Laceration without foreign body of right elbow POA CC/MCC Exc

7th S51.012 Laceration without foreign body of left elbow POA CC/MCC Exc

7th S51.019 Laceration without foreign body of unspecified elbow POA CC/MCC Exc

6th S51.02 Laceration with foreign body of elbow

7th S51.021 Laceration with foreign body of right elbow POA CC/MCC Exc

7th S51.022 Laceration with foreign body of left elbow POA CC/MCC Exc

7th S51.029 Laceration with foreign body of unspecified elbow POA CC/MCC Exc

6th S51.03 Puncture wound without foreign body of elbow

7th S51.031 Puncture wound without foreign body of right elbow POA CC/MCC Exc

7th S51.032 Puncture wound without foreign body of left elbow POA CC/MCC Exc

7th S51.039 Puncture wound without foreign body of unspecified elbow POA CC/MCC Exc

6th S51.04 Puncture wound with foreign body of elbow
- 7th S51.041 Puncture wound with foreign body of right elbow POA CC/MCC Exc
- 7th S51.042 Puncture wound with foreign body of left elbow POA CC/MCC Exc
- 7th S51.049 Puncture wound with foreign body of unspecified elbow POA CC/MCC Exc

6th S51.05 Open bite of elbow

Bite of elbow NOS

EXCLUDES1 *superficial bite of elbow (S50.36, S50.37)*

- 7th S51.051 Open bite, right elbow POA CC/MCC Exc
- 7th S51.052 Open bite, left elbow POA CC/MCC Exc
- 7th S51.059 Open bite, unspecified elbow POA CC/MCC Exc

5th S51.8 Open wound of forearm

EXCLUDES2 *open wound of elbow (S51.0-)*

6th S51.80 Unspecified open wound of forearm
- 7th S51.801 Unspecified open wound of right forearm POA CC/MCC Exc
- 7th S51.802 Unspecified open wound of left forearm POA CC/MCC Exc
- 7th S51.809 Unspecified open wound of unspecified forearm POA CC/MCC Exc

Open wound of forearm NOS

6th S51.81 Laceration without foreign body of forearm
- 7th S51.811 Laceration without foreign body of right forearm POA CC/MCC Exc
- 7th S51.812 Laceration without foreign body of left forearm POA CC/MCC Exc
- 7th S51.819 Laceration without foreign body of unspecified forearm POA CC/MCC Exc

6th S51.82 Laceration with foreign body of forearm
- 7th S51.821 Laceration with foreign body of right forearm POA CC/MCC Exc
- 7th S51.822 Laceration with foreign body of left forearm POA CC/MCC Exc
- 7th S51.829 Laceration with foreign body of unspecified forearm POA CC/MCC Exc

6th S51.83 Puncture wound without foreign body of forearm

7th S51.831 Puncture wound without foreign body of right forearm POA CC/MCC Exc

7th S51.832 Puncture wound without foreign body of left forearm POA CC/MCC Exc

7th S51.839 Puncture wound without foreign body of unspecified forearm POA CC/MCC Exc

6th S51.84 Puncture wound with foreign body of forearm

7th S51.841 Puncture wound with foreign body of right forearm POA CC/MCC Exc

7th S51.842 Puncture wound with foreign body of left forearm POA CC/MCC Exc

7th S51.849 Puncture wound with foreign body of unspecified forearm POA CC/MCC Exc

6th S51.85 Open bite of forearm

Bite of forearm NOS

EXCLUDES1 *superficial bite of forearm (S50.86, S50.87)*

7th S51.851 Open bite of right forearm POA CC/MCC Exc

7th S51.852 Open bite of left forearm POA CC/MCC Exc

7th S51.859 Open bite of unspecified forearm POA CC/MCC Exc

4th S52 Fracture of forearm

See Official Guidelines, "Coding of Traumatic Fractures" I.C.19.c

NOTES A fracture not indicated as displaced or nondisplaced should be coded to displaced

A fracture not indicated as open or closed should be coded to closed

The open fracture designations are based on the Gustilo open fracture classification

EXCLUDES1 *traumatic amputation of forearm (S58.-)*

EXCLUDES2 *fracture at wrist and hand level (S62.-)*

periprosthetic fracture around internal prosthetic elbow joint (M97.4)

The appropriate 7th character is to be added to all codes from category S52

- **A = initial encounter for closed fracture**
- **B = initial encounter for open fracture type I or II initial encounter for open fracture NOS**
- **C = initial encounter for open fracture type IIIA, IIIB, or IIIC**
- **D = subsequent encounter for closed fracture with routine healing**
- **E = subsequent encounter for open fracture type I or II with routine healing**
- **F = subsequent encounter for open fracture type IIIA, IIIB, or IIIC with routine healing**
- **G = subsequent encounter for closed fracture with delayed healing**
- **H = subsequent encounter for open fracture type I or II with delayed healing**
- **J = subsequent encounter for open fracture type IIIA, IIIB, or IIIC with delayed healing**
- **K = subsequent encounter for closed fracture with nonunion**
- **M = subsequent encounter for open fracture type I or II with nonunion**
- **N = subsequent encounter for open fracture type IIIA, IIIB, or IIIC with nonunion**
- **P = subsequent encounter for closed fracture with malunion**
- **Q = subsequent encounter for open fracture type I or II with malunion**
- **R = subsequent encounter for open fracture type IIIA, IIIB, or IIIC with malunion**
- **S = sequela**

5th S52.0 Fracture of upper end of ulna

Fracture of proximal end of ulna

EXCLUDES2 *fracture of elbow NOS (S42.40-)*

fractures of shaft of ulna (S52.2-)

6th S52.00 Unspecified fracture of upper end of ulna

7th S52.001 Unspecified fracture of upper end of right ulna CC POA HAC MCC CC/MCC Exc

7th S52.002 Unspecified fracture of upper end of left ulna CC POA HAC MCC CC/MCC Exc

7th S52.009 Unspecified fracture of upper end of unspecified ulna CC POA HAC MCC CC/MCC Exc

6th S52.01 Torus fracture of upper end of ulna

The appropriate 7th character is to be added to all codes in subcategory S52.01

A = initial encounter for closed fracture

D = subsequent encounter for fracture with routine healing

G = subsequent encounter for fracture with delayed healing

K = subsequent encounter for fracture with nonunion

P = subsequent encounter for fracture with malunion

S = sequela

7th S52.011 Torus fracture of upper end of right ulna CC POA HAC CC/MCC Exc

7th S52.012 Torus fracture of upper end of left ulna CC POA HAC CC/MCC Exc

7th S52.019 Torus fracture of upper end of unspecified ulna CC POA HAC CC/MCC Exc

6th S52.02 Fracture of olecranon process without intraarticular extension of ulna

7th S52.021 Displaced fracture of olecranon process without intraarticular extension of right ulna CC POA HAC MCC CC/MCC Exc

7th S52.022 Displaced fracture of olecranon process without intraarticular extension of left ulna CC POA HAC MCC CC/MCC Exc

7th S52.023 Displaced fracture of olecranon process without intraarticular extension of unspecified ulna CC POA HAC MCC CC/MCC Exc

7th S52.024 Nondisplaced fracture of olecranon process without intraarticular extension of right ulna CC POA HAC MCC CC/MCC Exc

7th S52.025 Nondisplaced fracture of olecranon process without intraarticular extension of left ulna CC POA HAC MCC CC/MCC Exc

7th S52.026 Nondisplaced fracture of olecranon process without intraarticular extension of unspecified ulna CC POA HAC MCC CC/MCC Exc

6th S52.03 Fracture of olecranon process with intraarticular extension of ulna
- 7th S52.031 Displaced fracture of olecranon process with intraarticular extension of right ulna CC POA HAC MCC CC/MCC Exc
- 7th S52.032 Displaced fracture of olecranon process with intraarticular extension of left ulna CC POA HAC MCC CC/MCC Exc
- 7th S52.033 Displaced fracture of olecranon process with intraarticular extension of unspecified ulna CC POA HAC MCC CC/MCC Exc
- 7th S52.034 Nondisplaced fracture of olecranon process with intraarticular extension of right ulna CC POA HAC MCC CC/MCC Exc
- 7th S52.035 Nondisplaced fracture of olecranon process with intraarticular extension of left ulna CC POA HAC MCC CC/MCC Exc
- 7th S52.036 Nondisplaced fracture of olecranon process with intraarticular extension of unspecified ulna CC POA HAC MCC CC/MCC Exc

6th S52.04 Fracture of coronoid process of ulna
- 7th S52.041 Displaced fracture of coronoid process of right ulna CC POA HAC MCC CC/MCC Exc
- 7th S52.042 Displaced fracture of coronoid process of left ulna CC POA HAC MCC CC/MCC Exc
- 7th S52.043 Displaced fracture of coronoid process of unspecified ulna CC POA HAC MCC CC/MCC Exc
- 7th S52.044 Nondisplaced fracture of coronoid process of right ulna CC POA HAC MCC CC/MCC Exc
- 7th S52.045 Nondisplaced fracture of coronoid process of left ulna CC POA HAC MCC CC/MCC Exc
- 7th S52.046 Nondisplaced fracture of coronoid process of unspecified ulna CC POA HAC MCC CC/MCC Exc

6th S52.09 Other fracture of upper end of ulna
- 7th S52.091 Other fracture of upper end of right ulna CC POA HAC MCC CC/MCC Exc
- 7th S52.092 Other fracture of upper end of left ulna CC POA HAC MCC CC/MCC Exc
- 7th S52.099 Other fracture of upper end of unspecified ulna CC POA HAC MCC CC/MCC Exc

5th S52.1 Fracture of upper end of radius

Fracture of proximal end of radius

EXCLUDES2 *physeal fractures of upper end of radius (S59.2-)*

fracture of shaft of radius (S52.3-)

6th S52.10 Unspecified fracture of upper end of radius
- 7th S52.101 Unspecified fracture of upper end of right radius CC POA HAC MCC CC/MCC Exc
- 7th S52.102 Unspecified fracture of upper end of left radius CC POA HAC MCC CC/MCC Exc
- 7th S52.109 Unspecified fracture of upper end of unspecified radius CC POA HAC MCC CC/MCC Exc

6th S52.11 Torus fracture of upper end of radius

The appropriate 7th character is to be added to all codes in subcategory S52.11

A = initial encounter for closed fracture

D = subsequent encounter for fracture with routine healing

G = subsequent encounter for fracture with delayed healing

K = subsequent encounter for fracture with nonunion

P = subsequent encounter for fracture with malunion

S = sequela

7th S52.111 Torus fracture of upper end of right radius CC POA HAC CC/MCC Exc
7th S52.112 Torus fracture of upper end of left radius CC POA HAC CC/MCC Exc
7th S52.119 Torus fracture of upper end of unspecified radius CC POA HAC CC/MCC Exc
6th S52.12 Fracture of head of radius
7th S52.121 Displaced fracture of head of right radius CC POA HAC MCC CC/MCC Exc
7th S52.122 Displaced fracture of head of left radius CC POA HAC MCC CC/MCC Exc
7th S52.123 Displaced fracture of head of unspecified radius CC POA HAC MCC CC/MCC Exc
7th S52.124 Nondisplaced fracture of head of right radius CC POA HAC MCC CC/MCC Exc
7th S52.125 Nondisplaced fracture of head of left radius CC POA HAC MCC CC/MCC Exc
7th S52.126 Nondisplaced fracture of head of unspecified radius CC POA HAC MCC CC/MCC Exc
6th S52.13 Fracture of neck of radius
7th S52.131 Displaced fracture of neck of right radius CC POA HAC MCC CC/MCC Exc
7th S52.132 Displaced fracture of neck of left radius CC POA HAC MCC CC/MCC Exc
7th S52.133 Displaced fracture of neck of unspecified radius CC POA HAC MCC CC/MCC Exc
7th S52.134 Nondisplaced fracture of neck of right radius CC POA HAC MCC CC/MCC Exc
7th S52.135 Nondisplaced fracture of neck of left radius CC POA HAC MCC CC/MCC Exc
7th S52.136 Nondisplaced fracture of neck of unspecified radius CC POA HAC MCC CC/MCC Exc
6th S52.18 Other fracture of upper end of radius
7th S52.181 Other fracture of upper end of right radius CC POA HAC MCC CC/MCC Exc
7th S52.182 Other fracture of upper end of left radius CC POA HAC MCC CC/MCC Exc
7th S52.189 Other fracture of upper end of unspecified radius CC POA HAC MCC CC/MCC Exc

5th S52.2 Fracture of shaft of ulna

6th S52.20 Unspecified fracture of shaft of ulna

Fracture of ulna NOS

7th S52.201 Unspecified fracture of shaft of right ulna CC POA HAC MCC CC/MCC Exc

7th S52.202 Unspecified fracture of shaft of left ulna CC POA HAC MCC CC/MCC Exc

7th S52.209 Unspecified fracture of shaft of unspecified ulna CC POA HAC MCC CC/MCC Exc

6th S52.21 Greenstick fracture of shaft of ulna

The appropriate 7th character is to be added to all codes in subcategory S52.21

A = initial encounter for closed fracture

D = subsequent encounter for fracture with routine healing

G = subsequent encounter for fracture with delayed healing

K = subsequent encounter for fracture with nonunion

P = subsequent encounter for fracture with malunion

S = sequela

- 7th S52.211 Greenstick fracture of shaft of right ulna CC POA HAC CC/MCC Exc
- 7th S52.212 Greenstick fracture of shaft of left ulna CC POA HAC CC/MCC Exc
- 7th S52.219 Greenstick fracture of shaft of unspecified ulna CC POA HAC CC/MCC Exc

6th S52.22 Transverse fracture of shaft of ulna

- 7th S52.221 Displaced transverse fracture of shaft of right ulna CC POA HAC MCC CC/MCC Exc
- 7th S52.222 Displaced transverse fracture of shaft of left ulna CC POA HAC MCC CC/MCC Exc
- 7th S52.223 Displaced transverse fracture of shaft of unspecified ulna CC POA HAC MCC CC/MCC Exc
- 7th S52.224 Nondisplaced transverse fracture of shaft of right ulna CC POA HAC MCC CC/MCC Exc
- 7th S52.225 Nondisplaced transverse fracture of shaft of left ulna CC POA HAC MCC CC/MCC Exc
- 7th S52.226 Nondisplaced transverse fracture of shaft of unspecified ulna CC POA HAC MCC CC/MCC Exc

6th S52.23 Oblique fracture of shaft of ulna

- 7th S52.231 Displaced oblique fracture of shaft of right ulna CC POA HAC MCC CC/MCC Exc
- 7th S52.232 Displaced oblique fracture of shaft of left ulna CC POA HAC MCC CC/MCC Exc
- 7th S52.233 Displaced oblique fracture of shaft of unspecified ulna CC POA HAC MCC CC/MCC Exc
- 7th S52.234 Nondisplaced oblique fracture of shaft of right ulna CC POA HAC MCC CC/MCC Exc
- 7th S52.235 Nondisplaced oblique fracture of shaft of left ulna CC POA HAC MCC CC/MCC Exc
- 7th S52.236 Nondisplaced oblique fracture of shaft of unspecified ulna CC POA HAC MCC CC/MCC Exc

6th S52.24 Spiral fracture of shaft of ulna

- 7th S52.241 Displaced spiral fracture of shaft of ulna, right arm CC POA HAC MCC CC/MCC Exc
- 7th S52.242 Displaced spiral fracture of shaft of ulna, left arm CC POA HAC MCC CC/MCC Exc
- 7th S52.243 Displaced spiral fracture of shaft of ulna, unspecified arm CC POA HAC MCC CC/MCC Exc
- 7th S52.244 Nondisplaced spiral fracture of shaft of ulna, right arm CC POA HAC MCC CC/MCC Exc
- 7th S52.245 Nondisplaced spiral fracture of shaft of ulna, left arm CC POA HAC MCC CC/MCC Exc
- 7th S52.246 Nondisplaced spiral fracture of shaft of ulna, unspecified arm CC POA HAC MCC CC/MCC Exc

6th S52.25 Comminuted fracture of shaft of ulna
- 7th S52.251 Displaced comminuted fracture of shaft of ulna, right arm CC POA HAC MCC CC/MCC Exc
- 7th S52.252 Displaced comminuted fracture of shaft of ulna, left arm CC POA HAC MCC CC/MCC Exc
- 7th S52.253 Displaced comminuted fracture of shaft of ulna, unspecified arm CC POA HAC MCC CC/MCC Exc
- 7th S52.254 Nondisplaced comminuted fracture of shaft of ulna, right arm CC POA HAC MCC CC/MCC Exc
- 7th S52.255 Nondisplaced comminuted fracture of shaft of ulna, left arm CC POA HAC MCC CC/MCC Exc
- 7th S52.256 Nondisplaced comminuted fracture of shaft of ulna, unspecified arm CC POA HAC MCC CC/MCC Exc

6th S52.26 Segmental fracture of shaft of ulna
- 7th S52.261 Displaced segmental fracture of shaft of ulna, right arm CC POA HAC MCC CC/MCC Exc
- 7th S52.262 Displaced segmental fracture of shaft of ulna, left arm CC POA HAC MCC CC/MCC Exc
- 7th S52.263 Displaced segmental fracture of shaft of ulna, unspecified arm CC POA HAC MCC CC/MCC Exc
- 7th S52.264 Nondisplaced segmental fracture of shaft of ulna, right arm CC POA HAC MCC CC/MCC Exc
- 7th S52.265 Nondisplaced segmental fracture of shaft of ulna, left arm CC POA HAC MCC CC/MCC Exc
- 7th S52.266 Nondisplaced segmental fracture of shaft of ulna, unspecified arm CC POA HAC MCC CC/MCC Exc

6th S52.27 Monteggia's fracture of ulna

Fracture of upper shaft of ulna with dislocation of radial head
- 7th S52.271 Monteggia's fracture of right ulna CC POA HAC MCC CC/MCC Exc
- 7th S52.272 Monteggia's fracture of left ulna CC POA HAC MCC CC/MCC Exc
- 7th S52.279 Monteggia's fracture of unspecified ulna CC POA HAC MCC CC/MCC Exc

6th S52.28 Bent bone of ulna
- 7th S52.281 Bent bone of right ulna CC POA HAC MCC CC/MCC Exc
- 7th S52.282 Bent bone of left ulna CC POA HAC MCC CC/MCC Exc
- 7th S52.283 Bent bone of unspecified ulna CC POA HAC MCC CC/MCC Exc

6th S52.29 Other fracture of shaft of ulna
- 7th S52.291 Other fracture of shaft of right ulna CC POA HAC MCC CC/MCC Exc
- 7th S52.292 Other fracture of shaft of left ulna CC POA HAC MCC CC/MCC Exc
- 7th S52.299 Other fracture of shaft of unspecified ulna CC POA HAC MCC CC/MCC Exc

5th S52.3 Fracture of shaft of radius

6th S52.30 Unspecified fracture of shaft of radius

7th S52.301 Unspecified fracture of shaft of right radius CC POA HAC MCC CC/MCC Exc

7th S52.302 Unspecified fracture of shaft of left radius CC POA HAC MCC CC/MCC Exc

7th S52.309 Unspecified fracture of shaft of unspecified radius CC POA HAC MCC CC/MCC Exc

6th S52.31 Greenstick fracture of shaft of radius

The appropriate 7th character is to be added to all codes in subcategory S52.31

A = initial encounter for closed fracture

D = subsequent encounter for fracture with routine healing

G = subsequent encounter for fracture with delayed healing

K = subsequent encounter for fracture with nonunion

P = subsequent encounter for fracture with malunion

S = sequela

7th S52.311 Greenstick fracture of shaft of radius, right arm CC POA HAC CC/MCC Exc

7th S52.312 Greenstick fracture of shaft of radius, left arm CC POA HAC CC/MCC Exc

7th S52.319 Greenstick fracture of shaft of radius, unspecified arm CC POA HAC CC/MCC Exc

6th S52.32 Transverse fracture of shaft of radius

7th S52.321 Displaced transverse fracture of shaft of right radius CC POA HAC MCC CC/MCC Exc

7th S52.322 Displaced transverse fracture of shaft of left radius CC POA HAC MCC CC/MCC Exc

7th S52.323 Displaced transverse fracture of shaft of unspecified radius CC POA HAC MCC CC/MCC Exc

7th S52.324 Nondisplaced transverse fracture of shaft of right radius CC POA HAC MCC CC/MCC Exc

7th S52.325 Nondisplaced transverse fracture of shaft of left radius CC POA HAC MCC CC/MCC Exc

7th S52.326 Nondisplaced transverse fracture of shaft of unspecified radius CC POA HAC MCC CC/MCC Exc

- 6th S52.33 Oblique fracture of shaft of radius
  - 7th S52.331 Displaced oblique fracture of shaft of right radius CC POA HAC MCC CC/MCC Exc
  - 7th S52.332 Displaced oblique fracture of shaft of left radius CC POA HAC MCC CC/MCC Exc
  - 7th S52.333 Displaced oblique fracture of shaft of unspecified radius CC POA HAC MCC CC/MCC Exc
  - 7th S52.334 Nondisplaced oblique fracture of shaft of right radius CC POA HAC MCC CC/MCC Exc
  - 7th S52.335 Nondisplaced oblique fracture of shaft of left radius CC POA HAC MCC CC/MCC Exc
  - 7th S52.336 Nondisplaced oblique fracture of shaft of unspecified radius CC POA HAC MCC CC/MCC Exc
- 6th S52.34 Spiral fracture of shaft of radius
  - 7th S52.341 Displaced spiral fracture of shaft of radius, right arm CC POA HAC MCC CC/MCC Exc
  - 7th S52.342 Displaced spiral fracture of shaft of radius, left arm CC POA HAC MCC CC/MCC Exc
  - 7th S52.343 Displaced spiral fracture of shaft of radius, unspecified arm CC POA HAC MCC CC/MCC Exc
  - 7th S52.344 Nondisplaced spiral fracture of shaft of radius, right arm CC POA HAC MCC CC/MCC Exc
  - 7th S52.345 Nondisplaced spiral fracture of shaft of radius, left arm CC POA HAC MCC CC/MCC Exc
  - 7th S52.346 Nondisplaced spiral fracture of shaft of radius, unspecified arm CC POA HAC MCC CC/MCC Exc
- 6th S52.35 Comminuted fracture of shaft of radius
  - 7th S52.351 Displaced comminuted fracture of shaft of radius, right arm CC POA HAC MCC CC/MCC Exc
  - 7th S52.352 Displaced comminuted fracture of shaft of radius, left arm CC POA HAC MCC CC/MCC Exc
  - 7th S52.353 Displaced comminuted fracture of shaft of radius, unspecified arm CC POA HAC MCC CC/MCC Exc
  - 7th S52.354 Nondisplaced comminuted fracture of shaft of radius, right arm CC POA HAC MCC CC/MCC Exc
  - 7th S52.355 Nondisplaced comminuted fracture of shaft of radius, left arm CC POA HAC MCC CC/MCC Exc
  - 7th S52.356 Nondisplaced comminuted fracture of shaft of radius, unspecified arm CC POA HAC MCC CC/MCC Exc

6th S52.36 Segmental fracture of shaft of radius
- 7th S52.361 Displaced segmental fracture of shaft of radius, right arm CC POA HAC MCC CC/MCC Exc
- 7th S52.362 Displaced segmental fracture of shaft of radius, left arm CC POA HAC MCC CC/MCC Exc
- 7th S52.363 Displaced segmental fracture of shaft of radius, unspecified arm CC POA HAC MCC CC/MCC Exc
- 7th S52.364 Nondisplaced segmental fracture of shaft of radius, right arm CC POA HAC MCC CC/MCC Exc
- 7th S52.365 Nondisplaced segmental fracture of shaft of radius, left arm CC POA HAC MCC CC/MCC Exc
- 7th S52.366 Nondisplaced segmental fracture of shaft of radius, unspecified arm CC POA HAC MCC CC/MCC Exc

6th S52.37 Galeazzi's fracture

Fracture of lower shaft of radius with radioulnar joint dislocation
- 7th S52.371 Galeazzi's fracture of right radius CC POA HAC MCC CC/MCC Exc
- 7th S52.372 Galeazzi's fracture of left radius CC POA HAC MCC CC/MCC Exc
- 7th S52.379 Galeazzi's fracture of unspecified radius CC POA HAC MCC CC/MCC Exc

6th S52.38 Bent bone of radius
- 7th S52.381 Bent bone of right radius CC POA HAC MCC CC/MCC Exc
- 7th S52.382 Bent bone of left radius CC POA HAC MCC CC/MCC Exc
- 7th S52.389 Bent bone of unspecified radius CC POA HAC MCC CC/MCC Exc

6th S52.39 Other fracture of shaft of radius
- 7th S52.391 Other fracture of shaft of radius, right arm CC POA HAC MCC CC/MCC Exc
- 7th S52.392 Other fracture of shaft of radius, left arm CC POA HAC MCC CC/MCC Exc
- 7th S52.399 Other fracture of shaft of radius, unspecified arm CC POA HAC MCC CC/MCC Exc

5th S52.5 Fracture of lower end of radius

Fracture of distal end of radius

EXCLUDES2 *physeal fractures of lower end of radius (S59.2-)*

6th S52.50 Unspecified fracture of the lower end of radius

7th S52.501 Unspecified fracture of the lower end of right radius CC POA HAC MCC CC/MCC Exc

7th S52.502 Unspecified fracture of the lower end of left radius CC POA HAC MCC CC/MCC Exc

7th S52.509 Unspecified fracture of the lower end of unspecified radius CC POA HAC MCC CC/MCC Exc

6th S52.51 Fracture of radial styloid process

7th S52.511 Displaced fracture of right radial styloid process CC POA HAC MCC CC/MCC Exc

7th S52.512 Displaced fracture of left radial styloid process CC POA HAC MCC CC/MCC Exc

7th S52.513 Displaced fracture of unspecified radial styloid process CC POA HAC MCC CC/MCC Exc

7th S52.514 Nondisplaced fracture of right radial styloid process CC POA HAC MCC CC/MCC Exc

7th S52.515 Nondisplaced fracture of left radial styloid process CC POA HAC MCC CC/MCC Exc

7th S52.516 Nondisplaced fracture of unspecified radial styloid process CC POA HAC MCC CC/MCC Exc

6th S52.52 Torus fracture of lower end of radius

The appropriate 7th character is to be added to all codes in subcategory S52.52

A = initial encounter for closed fracture

D = subsequent encounter for fracture with routine healing

G = subsequent encounter for fracture with delayed healing

K = subsequent encounter for fracture with nonunion

P = subsequent encounter for fracture with malunion

S = sequela

7th S52.521 Torus fracture of lower end of right radius CC POA HAC CC/MCC Exc

7th S52.522 Torus fracture of lower end of left radius CC POA HAC CC/MCC Exc

7th S52.529 Torus fracture of lower end of unspecified radius CC POA HAC CC/MCC Exc

6th S52.53 Colles' fracture

DEFINITION: A fracture of the distal radius with displacement of the distal bone.

7th S52.531 Colles' fracture of right radius CC POA HAC MCC CC/MCC Exc

7th S52.532 Colles' fracture of left radius CC POA HAC MCC CC/MCC Exc

AHA: Q2 2016

7th S52.539 Colles' fracture of unspecified radius CC POA HAC MCC CC/MCC Exc

6th S52.54 Smith's fracture

DEFINITION: A fracture of the distal radius with displacement of the bone fragment toward the palmar aspect. This is a reverse Colles' fracture.

7th S52.541 Smith's fracture of right radius CC POA HAC MCC CC/MCC Exc

7th S52.542 Smith's fracture of left radius CC POA HAC MCC CC/MCC Exc

7th S52.549 Smith's fracture of unspecified radius CC POA HAC MCC CC/MCC Exc

6th S52.55 Other extraarticular fracture of lower end of radius
- 7th S52.551 Other extraarticular fracture of lower end of right radius CC POA HAC MCC CC/MCC Exc
- 7th S52.552 Other extraarticular fracture of lower end of left radius CC POA HAC MCC CC/MCC Exc
- 7th S52.559 Other extraarticular fracture of lower end of unspecified radius CC POA HAC MCC CC/MCC Exc

6th S52.56 Barton's fracture
- 7th S52.561 Barton's fracture of right radius CC POA HAC MCC CC/MCC Exc
- 7th S52.562 Barton's fracture of left radius CC POA HAC MCC CC/MCC Exc
- 7th S52.569 Barton's fracture of unspecified radius CC POA HAC MCC CC/MCC Exc

6th S52.57 Other intraarticular fracture of lower end of radius
- 7th S52.571 Other intraarticular fracture of lower end of right radius CC POA HAC MCC CC/MCC Exc
- 7th S52.572 Other intraarticular fracture of lower end of left radius CC POA HAC MCC CC/MCC Exc
- 7th S52.579 Other intraarticular fracture of lower end of unspecified radius CC POA HAC MCC CC/MCC Exc

6th S52.59 Other fractures of lower end of radius
- 7th S52.591 Other fractures of lower end of right radius CC POA HAC MCC CC/MCC Exc

  AHA: Q3 2019
- 7th S52.592 Other fractures of lower end of left radius CC POA HAC MCC CC/MCC Exc
- 7th S52.599 Other fractures of lower end of unspecified radius CC POA HAC MCC CC/MCC Exc

5th S52.6 Fracture of lower end of ulna

6th S52.60 Unspecified fracture of lower end of ulna
- 7th S52.601 Unspecified fracture of lower end of right ulna CC POA HAC MCC CC/MCC Exc
- 7th S52.602 Unspecified fracture of lower end of left ulna CC POA HAC MCC CC/MCC Exc
- 7th S52.609 Unspecified fracture of lower end of unspecified ulna CC POA HAC MCC CC/MCC Exc

6th S52.61 Fracture of ulna styloid process

- 7th S52.611 Displaced fracture of right ulna styloid process CC POA HAC MCC CC/MCC Exc
- 7th S52.612 Displaced fracture of left ulna styloid process CC POA HAC MCC CC/MCC Exc
- 7th S52.613 Displaced fracture of unspecified ulna styloid process CC POA HAC MCC CC/MCC Exc
- 7th S52.614 Nondisplaced fracture of right ulna styloid process CC POA HAC MCC CC/MCC Exc
- 7th S52.615 Nondisplaced fracture of left ulna styloid process CC POA HAC MCC CC/MCC Exc
- 7th S52.616 Nondisplaced fracture of unspecified ulna styloid process CC POA HAC MCC CC/MCC Exc

6th S52.62 Torus fracture of lower end of ulna

The appropriate 7th character is to be added to all codes in subcategory S52.62

- A = initial encounter for closed fracture
- D = subsequent encounter for fracture with routine healing
- G = subsequent encounter for fracture with delayed healing
- K = subsequent encounter for fracture with nonunion
- P = subsequent encounter for fracture with malunion
- S = sequela

- 7th S52.621 Torus fracture of lower end of right ulna CC POA HAC CC/MCC Exc
- 7th S52.622 Torus fracture of lower end of left ulna CC POA HAC CC/MCC Exc
- 7th S52.629 Torus fracture of lower end of unspecified ulna CC POA HAC CC/MCC Exc

6th S52.69 Other fracture of lower end of ulna

- 7th S52.691 Other fracture of lower end of right ulna CC POA HAC MCC CC/MCC Exc

  AHA: Q3 2019
- 7th S52.692 Other fracture of lower end of left ulna CC POA HAC MCC CC/MCC Exc
- 7th S52.699 Other fracture of lower end of unspecified ulna CC POA HAC MCC CC/MCC Exc

5th S52.9 Unspecified fracture of forearm

- x7th S52.90 Unspecified fracture of unspecified forearm CC POA HAC MCC CC/MCC Exc
- x7th S52.91 Unspecified fracture of right forearm CC POA HAC MCC CC/MCC Exc
- x7th S52.92 Unspecified fracture of left forearm CC POA HAC MCC CC/MCC Exc

4th S53 **Dislocation and sprain of joints and ligaments of elbow**

INCLUDES *avulsion of joint or ligament of elbow*
laceration of cartilage, joint or ligament of elbow
sprain of cartilage, joint or ligament of elbow
traumatic hemarthrosis of joint or ligament of elbow
traumatic rupture of joint or ligament of elbow
traumatic subluxation of joint or ligament of elbow
traumatic tear of joint or ligament of elbow

Code also any associated open wound

EXCLUDES2 *strain of muscle, fascia and tendon at forearm level (S56.-)*

The appropriate 7th character is to be added to each code from category S53

A = initial encounter
D = subsequent encounter
S = sequela

5th S53.0 Subluxation and dislocation of radial head

Dislocation of radiohumeral joint

Subluxation of radiohumeral joint

EXCLUDES1 *Monteggia's fracture-dislocation (S52.27-)*

6th S53.00 Unspecified subluxation and dislocation of radial head

7th S53.001 Unspecified subluxation of right radial head POA

7th S53.002 Unspecified subluxation of left radial head POA

7th S53.003 Unspecified subluxation of unspecified radial head POA

7th S53.004 Unspecified dislocation of right radial head POA

7th S53.005 Unspecified dislocation of left radial head POA

7th S53.006 Unspecified dislocation of unspecified radial head POA

6th S53.01 Anterior subluxation and dislocation of radial head

Anteriomedial subluxation and dislocation of radial head

7th S53.011 Anterior subluxation of right radial head POA

7th S53.012 Anterior subluxation of left radial head POA

7th S53.013 Anterior subluxation of unspecified radial head POA

7th S53.014 Anterior dislocation of right radial head POA

7th S53.015 Anterior dislocation of left radial head POA

7th S53.016 Anterior dislocation of unspecified radial head POA

6th S53.02 Posterior subluxation and dislocation of radial head

Posteriolateral subluxation and dislocation of radial head

7th S53.021 Posterior subluxation of right radial head POA

7th S53.022 Posterior subluxation of left radial head POA

7th S53.023 Posterior subluxation of unspecified radial head POA

7th S53.024 Posterior dislocation of right radial head POA

7th S53.025 Posterior dislocation of left radial head POA

7th S53.026 Posterior dislocation of unspecified radial head POA

6th S53.03 Nursemaid's elbow

7th S53.031 Nursemaid's elbow, right elbow POA

AHA: Q1 2015

7th S53.032 Nursemaid's elbow, left elbow POA

7th S53.033 Nursemaid's elbow, unspecified elbow POA

6th S53.09 Other subluxation and dislocation of radial head

7th S53.091 Other subluxation of right radial head POA

7th S53.092 Other subluxation of left radial head POA

7th S53.093 Other subluxation of unspecified radial head POA

7th S53.094 Other dislocation of right radial head POA

7th S53.095 Other dislocation of left radial head POA

7th S53.096 Other dislocation of unspecified radial head POA

5th S53.1 Subluxation and dislocation of ulnohumeral joint

Subluxation and dislocation of elbow NOS

EXCLUDES1 *dislocation of radial head alone (S53.0-)*

6th S53.10 Unspecified subluxation and dislocation of ulnohumeral joint

7th S53.101 Unspecified subluxation of right ulnohumeral joint POA

7th S53.102 Unspecified subluxation of left ulnohumeral joint POA

7th S53.103 Unspecified subluxation of unspecified ulnohumeral joint POA

7th S53.104 Unspecified dislocation of right ulnohumeral joint POA

7th S53.105 Unspecified dislocation of left ulnohumeral joint POA

7th S53.106 Unspecified dislocation of unspecified ulnohumeral joint POA

6th S53.11 Anterior subluxation and dislocation of ulnohumeral joint

7th S53.111 Anterior subluxation of right ulnohumeral joint POA

7th S53.112 Anterior subluxation of left ulnohumeral joint POA

7th S53.113 Anterior subluxation of unspecified ulnohumeral joint POA

7th S53.114 Anterior dislocation of right ulnohumeral joint POA

7th S53.115 Anterior dislocation of left ulnohumeral joint POA

7th S53.116 Anterior dislocation of unspecified ulnohumeral joint POA

- 6th S53.12 Posterior subluxation and dislocation of ulnohumeral joint
  - 7th S53.121 Posterior subluxation of right ulnohumeral joint POA
  - 7th S53.122 Posterior subluxation of left ulnohumeral joint POA
  - 7th S53.123 Posterior subluxation of unspecified ulnohumeral joint POA
  - 7th S53.124 Posterior dislocation of right ulnohumeral joint POA
  - 7th S53.125 Posterior dislocation of left ulnohumeral joint POA
  - 7th S53.126 Posterior dislocation of unspecified ulnohumeral joint POA
- 6th S53.13 Medial subluxation and dislocation of ulnohumeral joint
  - 7th S53.131 Medial subluxation of right ulnohumeral joint POA
  - 7th S53.132 Medial subluxation of left ulnohumeral joint POA
  - 7th S53.133 Medial subluxation of unspecified ulnohumeral joint POA
  - 7th S53.134 Medial dislocation of right ulnohumeral joint POA
  - 7th S53.135 Medial dislocation of left ulnohumeral joint POA
  - 7th S53.136 Medial dislocation of unspecified ulnohumeral joint POA
- 6th S53.14 Lateral subluxation and dislocation of ulnohumeral joint
  - 7th S53.141 Lateral subluxation of right ulnohumeral joint POA
  - 7th S53.142 Lateral subluxation of left ulnohumeral joint POA
  - 7th S53.143 Lateral subluxation of unspecified ulnohumeral joint POA
  - 7th S53.144 Lateral dislocation of right ulnohumeral joint POA
  - 7th S53.145 Lateral dislocation of left ulnohumeral joint POA
  - 7th S53.146 Lateral dislocation of unspecified ulnohumeral joint POA
  - 6th S53.19 Other subluxation and dislocation of ulnohumeral joint
    - 7th S53.191 Other subluxation of right ulnohumeral joint POA
    - 7th S53.192 Other subluxation of left ulnohumeral joint POA
    - 7th S53.193 Other subluxation of unspecified ulnohumeral joint POA
    - 7th S53.194 Other dislocation of right ulnohumeral joint POA
    - 7th S53.195 Other dislocation of left ulnohumeral joint POA
    - 7th S53.196 Other dislocation of unspecified ulnohumeral joint POA

5th S53.2 Traumatic rupture of radial collateral ligament

EXCLUDES1 *sprain of radial collateral ligament NOS (S53.43-)*

x7th S53.20 Traumatic rupture of unspecified radial collateral ligament POA

x7th S53.21 Traumatic rupture of right radial collateral ligament POA

x7th S53.22 Traumatic rupture of left radial collateral ligament POA

5th S53.3 Traumatic rupture of ulnar collateral ligament

EXCLUDES1 *sprain of ulnar collateral ligament (S53.44-)*

x7th S53.30 Traumatic rupture of unspecified ulnar collateral ligament POA

x7th S53.31 Traumatic rupture of right ulnar collateral ligament POA

x7th S53.32 Traumatic rupture of left ulnar collateral ligament POA

5th S53.4 Sprain of elbow

EXCLUDES2 *traumatic rupture of radial collateral ligament (S53.2-)*

traumatic rupture of ulnar collateral ligament (S53.3-)

6th S53.40 Unspecified sprain of elbow

7th S53.401 Unspecified sprain of right elbow POA

7th S53.402 Unspecified sprain of left elbow POA

7th S53.409 Unspecified sprain of unspecified elbow POA

Sprain of elbow NOS

6th S53.41 Radiohumeral (joint) sprain

7th S53.411 Radiohumeral (joint) sprain of right elbow POA

7th S53.412 Radiohumeral (joint) sprain of left elbow POA

7th S53.419 Radiohumeral (joint) sprain of unspecified elbow POA

6th S53.42 Ulnohumeral (joint) sprain

7th S53.421 Ulnohumeral (joint) sprain of right elbow POA

7th S53.422 Ulnohumeral (joint) sprain of left elbow POA

7th S53.429 Ulnohumeral (joint) sprain of unspecified elbow POA

6th S53.43 Radial collateral ligament sprain

7th S53.431 Radial collateral ligament sprain of right elbow POA

7th S53.432 Radial collateral ligament sprain of left elbow POA

7th S53.439 Radial collateral ligament sprain of unspecified elbow POA

6th S53.44 Ulnar collateral ligament sprain

7th S53.441 Ulnar collateral ligament sprain of right elbow POA

7th S53.442 Ulnar collateral ligament sprain of left elbow POA

7th S53.449 Ulnar collateral ligament sprain of unspecified elbow POA

6th S53.49 Other sprain of elbow

7th S53.491 Other sprain of right elbow POA

7th S53.492 Other sprain of left elbow POA

7th S53.499 Other sprain of unspecified elbow POA

4th S54 Injury of nerves at forearm level

Code also any associated open wound (S51.-)

EXCLUDES2 *injury of nerves at wrist and hand level (S64.-)*

The appropriate 7th character is to be added to each code from category S54

A = initial encounter

D = subsequent encounter

S = sequela

5th S54.0 Injury of ulnar nerve at forearm level

Injury of ulnar nerve NOS

x7th S54.00 Injury of ulnar nerve at forearm level, unspecified arm POA

x7th S54.01 Injury of ulnar nerve at forearm level, right arm POA

x7th S54.02 Injury of ulnar nerve at forearm level, left arm POA

5th S54.1 Injury of median nerve at forearm level

Injury of median nerve NOS

x7th S54.10 Injury of median nerve at forearm level, unspecified arm POA

x7th S54.11 Injury of median nerve at forearm level, right arm POA

x7th S54.12 Injury of median nerve at forearm level, left arm POA

5th S54.2 Injury of radial nerve at forearm level

Injury of radial nerve NOS

x7th S54.20 Injury of radial nerve at forearm level, unspecified arm POA

x7th S54.21 Injury of radial nerve at forearm level, right arm POA

x7th S54.22 Injury of radial nerve at forearm level, left arm POA

- 5th S54.3 Injury of cutaneous sensory nerve at forearm level
  - x7th S54.30 Injury of cutaneous sensory nerve at forearm level, unspecified arm POA
  - x7th S54.31 Injury of cutaneous sensory nerve at forearm level, right arm POA
  - x7th S54.32 Injury of cutaneous sensory nerve at forearm level, left arm POA
- 5th S54.8 Injury of other nerves at forearm level
  - 6th S54.8X Injury of other nerves at forearm level
    - 7th S54.8X1 Injury of other nerves at forearm level, right arm POA
    - 7th S54.8X2 Injury of other nerves at forearm level, left arm POA
    - 7th S54.8X9 Injury of other nerves at forearm level, unspecified arm POA
- 5th S54.9 Injury of unspecified nerve at forearm level
  - x7th S54.90 Injury of unspecified nerve at forearm level, unspecified arm POA
  - x7th S54.91 Injury of unspecified nerve at forearm level, right arm POA
  - x7th S54.92 Injury of unspecified nerve at forearm level, left arm POA

4th S55 Injury of blood vessels at forearm level

Code also any associated open wound (S51.-)

EXCLUDES2 *injury of blood vessels at wrist and hand level (S65.-)*

injury of brachial vessels (S45.1-S45.2)

The appropriate 7th character is to be added to each code from category S55

A = initial encounter

D = subsequent encounter

S = sequela

5th S55.0 Injury of ulnar artery at forearm level

6th S55.00 Unspecified injury of ulnar artery at forearm level

7th S55.001 Unspecified injury of ulnar artery at forearm level, right arm CC POA CC/MCC Exc

7th S55.002 Unspecified injury of ulnar artery at forearm level, left arm CC POA CC/MCC Exc

7th S55.009 Unspecified injury of ulnar artery at forearm level, unspecified arm CC POA CC/MCC Exc

6th S55.01 Laceration of ulnar artery at forearm level

7th S55.011 Laceration of ulnar artery at forearm level, right arm CC POA CC/MCC Exc

7th S55.012 Laceration of ulnar artery at forearm level, left arm CC POA CC/MCC Exc

7th S55.019 Laceration of ulnar artery at forearm level, unspecified arm CC POA CC/MCC Exc

6th S55.09 Other specified injury of ulnar artery at forearm level

7th S55.091 Other specified injury of ulnar artery at forearm level, right arm CC POA CC/MCC Exc

7th S55.092 Other specified injury of ulnar artery at forearm level, left arm CC POA CC/MCC Exc

7th S55.099 Other specified injury of ulnar artery at forearm level, unspecified arm CC POA CC/MCC Exc

- 5th S55.1 Injury of radial artery at forearm level
  - 6th S55.10 Unspecified injury of radial artery at forearm level
    - 7th S55.101 Unspecified injury of radial artery at forearm level, right arm CC POA CC/MCC Exc
    - 7th S55.102 Unspecified injury of radial artery at forearm level, left arm CC POA CC/MCC Exc
    - 7th S55.109 Unspecified injury of radial artery at forearm level, unspecified arm CC POA CC/MCC Exc
  - 6th S55.11 Laceration of radial artery at forearm level
    - 7th S55.111 Laceration of radial artery at forearm level, right arm CC POA CC/MCC Exc
    - 7th S55.112 Laceration of radial artery at forearm level, left arm CC POA CC/MCC Exc
    - 7th S55.119 Laceration of radial artery at forearm level, unspecified arm CC POA CC/MCC Exc
  - 6th S55.19 Other specified injury of radial artery at forearm level
    - 7th S55.191 Other specified injury of radial artery at forearm level, right arm CC POA CC/MCC Exc
    - 7th S55.192 Other specified injury of radial artery at forearm level, left arm CC POA CC/MCC Exc
    - 7th S55.199 Other specified injury of radial artery at forearm level, unspecified arm CC POA CC/MCC Exc
- 5th S55.2 Injury of vein at forearm level
  - 6th S55.20 Unspecified injury of vein at forearm level
    - 7th S55.201 Unspecified injury of vein at forearm level, right arm CC POA CC/MCC Exc
    - 7th S55.202 Unspecified injury of vein at forearm level, left arm CC POA CC/MCC Exc
    - 7th S55.209 Unspecified injury of vein at forearm level, unspecified arm CC POA CC/MCC Exc
  - 6th S55.21 Laceration of vein at forearm level
    - 7th S55.211 Laceration of vein at forearm level, right arm CC POA CC/MCC Exc
    - 7th S55.212 Laceration of vein at forearm level, left arm CC POA CC/MCC Exc
    - 7th S55.219 Laceration of vein at forearm level, unspecified arm CC POA CC/MCC Exc
  - 6th S55.29 Other specified injury of vein at forearm level
    - 7th S55.291 Other specified injury of vein at forearm level, right arm CC POA CC/MCC Exc
    - 7th S55.292 Other specified injury of vein at forearm level, left arm CC POA CC/MCC Exc
    - 7th S55.299 Other specified injury of vein at forearm level, unspecified arm CC POA CC/MCC Exc

5th S55.8 Injury of other blood vessels at forearm level

6th S55.80 Unspecified injury of other blood vessels at forearm level

7th S55.801 Unspecified injury of other blood vessels at forearm level, right arm CC POA CC/MCC Exc

7th S55.802 Unspecified injury of other blood vessels at forearm level, left arm CC POA CC/MCC Exc

7th S55.809 Unspecified injury of other blood vessels at forearm level, unspecified arm CC POA CC/MCC Exc

6th S55.81 Laceration of other blood vessels at forearm level

7th S55.811 Laceration of other blood vessels at forearm level, right arm CC POA CC/MCC Exc

7th S55.812 Laceration of other blood vessels at forearm level, left arm CC POA CC/MCC Exc

7th S55.819 Laceration of other blood vessels at forearm level, unspecified arm CC POA CC/MCC Exc

6th S55.89 Other specified injury of other blood vessels at forearm level

7th S55.891 Other specified injury of other blood vessels at forearm level, right arm CC POA CC/MCC Exc

7th S55.892 Other specified injury of other blood vessels at forearm level, left arm CC POA CC/MCC Exc

7th S55.899 Other specified injury of other blood vessels at forearm level, unspecified arm CC POA CC/MCC Exc

5th S55.9 Injury of unspecified blood vessel at forearm level

6th S55.90 Unspecified injury of unspecified blood vessel at forearm level

7th S55.901 Unspecified injury of unspecified blood vessel at forearm level, right arm CC POA CC/MCC Exc

7th S55.902 Unspecified injury of unspecified blood vessel at forearm level, left arm CC POA CC/MCC Exc

7th S55.909 Unspecified injury of unspecified blood vessel at forearm level, unspecified arm CC POA CC/MCC Exc

6th S55.91 Laceration of unspecified blood vessel at forearm level

7th S55.911 Laceration of unspecified blood vessel at forearm level, right arm CC POA CC/MCC Exc

7th S55.912 Laceration of unspecified blood vessel at forearm level, left arm CC POA CC/MCC Exc

7th S55.919 Laceration of unspecified blood vessel at forearm level, unspecified arm CC POA CC/MCC Exc

6th S55.99 Other specified injury of unspecified blood vessel at forearm level

7th S55.991 Other specified injury of unspecified blood vessel at forearm level, right arm CC POA CC/MCC Exc

7th S55.992 Other specified injury of unspecified blood vessel at forearm level, left arm CC POA CC/MCC Exc

7th S55.999 Other specified injury of unspecified blood vessel at forearm level, unspecified arm CC POA CC/MCC Exc

4th S56 Injury of muscle, fascia and tendon at forearm level

Code also any associated open wound (S51.-)

EXCLUDES2 *injury of muscle, fascia and tendon at or below wrist (S66.-)*

sprain of joints and ligaments of elbow (S53.4-)

The appropriate 7th character is to be added to each code from category S56

A = initial encounter

D = subsequent encounter

S = sequela

5th S56.0 Injury of flexor muscle, fascia and tendon of thumb at forearm level

6th S56.00 Unspecified injury of flexor muscle, fascia and tendon of thumb at forearm level

7th S56.001 Unspecified injury of flexor muscle, fascia and tendon of right thumb at forearm level POA

7th S56.002 Unspecified injury of flexor muscle, fascia and tendon of left thumb at forearm level POA

7th S56.009 Unspecified injury of flexor muscle, fascia and tendon of unspecified thumb at forearm level POA

6th S56.01 Strain of flexor muscle, fascia and tendon of thumb at forearm level

7th S56.011 Strain of flexor muscle, fascia and tendon of right thumb at forearm level POA

7th S56.012 Strain of flexor muscle, fascia and tendon of left thumb at forearm level POA

7th S56.019 Strain of flexor muscle, fascia and tendon of unspecified thumb at forearm level POA

6th S56.02 Laceration of flexor muscle, fascia and tendon of thumb at forearm level

7th S56.021 Laceration of flexor muscle, fascia and tendon of right thumb at forearm level CC POA CC/MCC Exc

7th S56.022 Laceration of flexor muscle, fascia and tendon of left thumb at forearm level CC POA CC/MCC Exc

7th S56.029 Laceration of flexor muscle, fascia and tendon of unspecified thumb at forearm level CC POA CC/MCC Exc

6th S56.09 Other injury of flexor muscle, fascia and tendon of thumb at forearm level

7th S56.091 Other injury of flexor muscle, fascia and tendon of right thumb at forearm level POA

7th S56.092 Other injury of flexor muscle, fascia and tendon of left thumb at forearm level POA

7th S56.099 Other injury of flexor muscle, fascia and tendon of unspecified thumb at forearm level POA

- 5th S56.1 Injury of flexor muscle, fascia and tendon of other and unspecified finger at forearm level
  - 6th S56.10 Unspecified injury of flexor muscle, fascia and tendon of other and unspecified finger at forearm level
    - 7th S56.101 Unspecified injury of flexor muscle, fascia and tendon of right index finger at forearm level POA
    - 7th S56.102 Unspecified injury of flexor muscle, fascia and tendon of left index finger at forearm level POA
    - 7th S56.103 Unspecified injury of flexor muscle, fascia and tendon of right middle finger at forearm level POA
    - 7th S56.104 Unspecified injury of flexor muscle, fascia and tendon of left middle finger at forearm level POA
    - 7th S56.105 Unspecified injury of flexor muscle, fascia and tendon of right ring finger at forearm level POA
    - 7th S56.106 Unspecified injury of flexor muscle, fascia and tendon of left ring finger at forearm level POA
    - 7th S56.107 Unspecified injury of flexor muscle, fascia and tendon of right little finger at forearm level POA
    - 7th S56.108 Unspecified injury of flexor muscle, fascia and tendon of left little finger at forearm level POA
    - 7th S56.109 Unspecified injury of flexor muscle, fascia and tendon of unspecified finger at forearm level POA
  - 6th S56.11 Strain of flexor muscle, fascia and tendon of other and unspecified finger at forearm level
    - 7th S56.111 Strain of flexor muscle, fascia and tendon of right index finger at forearm level POA
    - 7th S56.112 Strain of flexor muscle, fascia and tendon of left index finger at forearm level POA
    - 7th S56.113 Strain of flexor muscle, fascia and tendon of right middle finger at forearm level POA
    - 7th S56.114 Strain of flexor muscle, fascia and tendon of left middle finger at forearm level POA
    - 7th S56.115 Strain of flexor muscle, fascia and tendon of right ring finger at forearm level POA
    - 7th S56.116 Strain of flexor muscle, fascia and tendon of left ring finger at forearm level POA
    - 7th S56.117 Strain of flexor muscle, fascia and tendon of right little finger at forearm level POA
    - 7th S56.118 Strain of flexor muscle, fascia and tendon of left little finger at forearm level POA
    - 7th S56.119 Strain of flexor muscle, fascia and tendon of finger of unspecified finger at forearm level POA

6th S56.12 Laceration of flexor muscle, fascia and tendon of other and unspecified finger at forearm level

- 7th S56.121 Laceration of flexor muscle, fascia and tendon of right index finger at forearm level CC POA CC/MCC Exc
- 7th S56.122 Laceration of flexor muscle, fascia and tendon of left index finger at forearm level CC POA CC/MCC Exc
- 7th S56.123 Laceration of flexor muscle, fascia and tendon of right middle finger at forearm level CC POA CC/MCC Exc
- 7th S56.124 Laceration of flexor muscle, fascia and tendon of left middle finger at forearm level CC POA CC/MCC Exc
- 7th S56.125 Laceration of flexor muscle, fascia and tendon of right ring finger at forearm level CC POA CC/MCC Exc
- 7th S56.126 Laceration of flexor muscle, fascia and tendon of left ring finger at forearm level CC POA CC/MCC Exc
- 7th S56.127 Laceration of flexor muscle, fascia and tendon of right little finger at forearm level CC POA CC/MCC Exc
- 7th S56.128 Laceration of flexor muscle, fascia and tendon of left little finger at forearm level CC POA CC/MCC Exc
- 7th S56.129 Laceration of flexor muscle, fascia and tendon of unspecified finger at forearm level CC POA CC/MCC Exc

6th S56.19 Other injury of flexor muscle, fascia and tendon of other and unspecified finger at forearm level

- 7th S56.191 Other injury of flexor muscle, fascia and tendon of right index finger at forearm level POA
- 7th S56.192 Other injury of flexor muscle, fascia and tendon of left index finger at forearm level POA
- 7th S56.193 Other injury of flexor muscle, fascia and tendon of right middle finger at forearm level POA
- 7th S56.194 Other injury of flexor muscle, fascia and tendon of left middle finger at forearm level POA
- 7th S56.195 Other injury of flexor muscle, fascia and tendon of right ring finger at forearm level POA
- 7th S56.196 Other injury of flexor muscle, fascia and tendon of left ring finger at forearm level POA
- 7th S56.197 Other injury of flexor muscle, fascia and tendon of right little finger at forearm level POA
- 7th S56.198 Other injury of flexor muscle, fascia and tendon of left little finger at forearm level POA
- 7th S56.199 Other injury of flexor muscle, fascia and tendon of unspecified finger at forearm level POA

- 5th S56.2 Injury of other flexor muscle, fascia and tendon at forearm level
  - 6th S56.20 Unspecified injury of other flexor muscle, fascia and tendon at forearm level
    - 7th S56.201 Unspecified injury of other flexor muscle, fascia and tendon at forearm level, right arm POA
    - 7th S56.202 Unspecified injury of other flexor muscle, fascia and tendon at forearm level, left arm POA
    - 7th S56.209 Unspecified injury of other flexor muscle, fascia and tendon at forearm level, unspecified arm POA
  - 6th S56.21 Strain of other flexor muscle, fascia and tendon at forearm level
    - 7th S56.211 Strain of other flexor muscle, fascia and tendon at forearm level, right arm POA
    - 7th S56.212 Strain of other flexor muscle, fascia and tendon at forearm level, left arm POA
    - 7th S56.219 Strain of other flexor muscle, fascia and tendon at forearm level, unspecified arm POA
  - 6th S56.22 Laceration of other flexor muscle, fascia and tendon at forearm level
    - 7th S56.221 Laceration of other flexor muscle, fascia and tendon at forearm level, right arm CC POA CC/MCC Exc
    - 7th S56.222 Laceration of other flexor muscle, fascia and tendon at forearm level, left arm CC POA CC/MCC Exc
    - 7th S56.229 Laceration of other flexor muscle, fascia and tendon at forearm level, unspecified arm CC POA CC/MCC Exc
  - 6th S56.29 Other injury of other flexor muscle, fascia and tendon at forearm level
    - 7th S56.291 Other injury of other flexor muscle, fascia and tendon at forearm level, right arm POA
    - 7th S56.292 Other injury of other flexor muscle, fascia and tendon at forearm level, left arm POA
    - 7th S56.299 Other injury of other flexor muscle, fascia and tendon at forearm level, unspecified arm POA

5th S56.3 Injury of extensor or abductor muscles, fascia and tendons of thumb at forearm level

- 6th S56.30 Unspecified injury of extensor or abductor muscles, fascia and tendons of thumb at forearm level
  - 7th S56.301 Unspecified injury of extensor or abductor muscles, fascia and tendons of right thumb at forearm level POA
  - 7th S56.302 Unspecified injury of extensor or abductor muscles, fascia and tendons of left thumb at forearm level POA
  - 7th S56.309 Unspecified injury of extensor or abductor muscles, fascia and tendons of unspecified thumb at forearm level POA
- 6th S56.31 Strain of extensor or abductor muscles, fascia and tendons of thumb at forearm level
  - 7th S56.311 Strain of extensor or abductor muscles, fascia and tendons of right thumb at forearm level POA
  - 7th S56.312 Strain of extensor or abductor muscles, fascia and tendons of left thumb at forearm level POA
  - 7th S56.319 Strain of extensor or abductor muscles, fascia and tendons of unspecified thumb at forearm level POA
- 6th S56.32 Laceration of extensor or abductor muscles, fascia and tendons of thumb at forearm level
  - 7th S56.321 Laceration of extensor or abductor muscles, fascia and tendons of right thumb at forearm level CC POA CC/MCC Exc
  - 7th S56.322 Laceration of extensor or abductor muscles, fascia and tendons of left thumb at forearm level CC POA CC/MCC Exc
  - 7th S56.329 Laceration of extensor or abductor muscles, fascia and tendons of unspecified thumb at forearm level CC POA CC/MCC Exc
- 6th S56.39 Other injury of extensor or abductor muscles, fascia and tendons of thumb at forearm level
  - 7th S56.391 Other injury of extensor or abductor muscles, fascia and tendons of right thumb at forearm level POA
  - 7th S56.392 Other injury of extensor or abductor muscles, fascia and tendons of left thumb at forearm level POA
  - 7th S56.399 Other injury of extensor or abductor muscles, fascia and tendons of unspecified thumb at forearm level POA

5th S56.4 Injury of extensor muscle, fascia and tendon of other and unspecified finger at forearm level

- 6th S56.40 Unspecified injury of extensor muscle, fascia and tendon of other and unspecified finger at forearm level
  - 7th S56.401 Unspecified injury of extensor muscle, fascia and tendon of right index finger at forearm level POA
  - 7th S56.402 Unspecified injury of extensor muscle, fascia and tendon of left index finger at forearm level POA
  - 7th S56.403 Unspecified injury of extensor muscle, fascia and tendon of right middle finger at forearm level POA
  - 7th S56.404 Unspecified injury of extensor muscle, fascia and tendon of left middle finger at forearm level POA
  - 7th S56.405 Unspecified injury of extensor muscle, fascia and tendon of right ring finger at forearm level POA
  - 7th S56.406 Unspecified injury of extensor muscle, fascia and tendon of left ring finger at forearm level POA
  - 7th S56.407 Unspecified injury of extensor muscle, fascia and tendon of right little finger at forearm level POA
  - 7th S56.408 Unspecified injury of extensor muscle, fascia and tendon of left little finger at forearm level POA
  - 7th S56.409 Unspecified injury of extensor muscle, fascia and tendon of unspecified finger at forearm level POA
- 6th S56.41 Strain of extensor muscle, fascia and tendon of other and unspecified finger at forearm level
  - 7th S56.411 Strain of extensor muscle, fascia and tendon of right index finger at forearm level POA
  - 7th S56.412 Strain of extensor muscle, fascia and tendon of left index finger at forearm level POA
  - 7th S56.413 Strain of extensor muscle, fascia and tendon of right middle finger at forearm level POA
  - 7th S56.414 Strain of extensor muscle, fascia and tendon of left middle finger at forearm level POA
  - 7th S56.415 Strain of extensor muscle, fascia and tendon of right ring finger at forearm level POA
  - 7th S56.416 Strain of extensor muscle, fascia and tendon of left ring finger at forearm level POA
  - 7th S56.417 Strain of extensor muscle, fascia and tendon of right little finger at forearm level POA
  - 7th S56.418 Strain of extensor muscle, fascia and tendon of left little finger at forearm level POA
  - 7th S56.419 Strain of extensor muscle, fascia and tendon of finger, unspecified finger at forearm level POA

6th S56.42 Laceration of extensor muscle, fascia and tendon of other and unspecified finger at forearm level

- 7th S56.421 Laceration of extensor muscle, fascia and tendon of right index finger at forearm level CC POA CC/MCC Exc
- 7th S56.422 Laceration of extensor muscle, fascia and tendon of left index finger at forearm level CC POA CC/MCC Exc
- 7th S56.423 Laceration of extensor muscle, fascia and tendon of right middle finger at forearm level CC POA CC/MCC Exc
- 7th S56.424 Laceration of extensor muscle, fascia and tendon of left middle finger at forearm level CC POA CC/MCC Exc
- 7th S56.425 Laceration of extensor muscle, fascia and tendon of right ring finger at forearm level CC POA CC/MCC Exc
- 7th S56.426 Laceration of extensor muscle, fascia and tendon of left ring finger at forearm level CC POA CC/MCC Exc
- 7th S56.427 Laceration of extensor muscle, fascia and tendon of right little finger at forearm level CC POA CC/MCC Exc
- 7th S56.428 Laceration of extensor muscle, fascia and tendon of left little finger at forearm level CC POA CC/MCC Exc
- 7th S56.429 Laceration of extensor muscle, fascia and tendon of unspecified finger at forearm level CC POA CC/MCC Exc

6th S56.49 Other injury of extensor muscle, fascia and tendon of other and unspecified finger at forearm level

- 7th S56.491 Other injury of extensor muscle, fascia and tendon of right index finger at forearm level POA
- 7th S56.492 Other injury of extensor muscle, fascia and tendon of left index finger at forearm level POA
- 7th S56.493 Other injury of extensor muscle, fascia and tendon of right middle finger at forearm level POA
- 7th S56.494 Other injury of extensor muscle, fascia and tendon of left middle finger at forearm level POA
- 7th S56.495 Other injury of extensor muscle, fascia and tendon of right ring finger at forearm level POA
- 7th S56.496 Other injury of extensor muscle, fascia and tendon of left ring finger at forearm level POA
- 7th S56.497 Other injury of extensor muscle, fascia and tendon of right little finger at forearm level POA
- 7th S56.498 Other injury of extensor muscle, fascia and tendon of left little finger at forearm level POA
- 7th S56.499 Other injury of extensor muscle, fascia and tendon of unspecified finger at forearm level POA

- 5th S56.5 Injury of other extensor muscle, fascia and tendon at forearm level
  - 6th S56.50 Unspecified injury of other extensor muscle, fascia and tendon at forearm level
    - 7th S56.501 Unspecified injury of other extensor muscle, fascia and tendon at forearm level, right arm POA
    - 7th S56.502 Unspecified injury of other extensor muscle, fascia and tendon at forearm level, left arm POA
    - 7th S56.509 Unspecified injury of other extensor muscle, fascia and tendon at forearm level, unspecified arm POA
  - 6th S56.51 Strain of other extensor muscle, fascia and tendon at forearm level
    - 7th S56.511 Strain of other extensor muscle, fascia and tendon at forearm level, right arm POA
    - 7th S56.512 Strain of other extensor muscle, fascia and tendon at forearm level, left arm POA
    - 7th S56.519 Strain of other extensor muscle, fascia and tendon at forearm level, unspecified arm POA
  - 6th S56.52 Laceration of other extensor muscle, fascia and tendon at forearm level
    - 7th S56.521 Laceration of other extensor muscle, fascia and tendon at forearm level, right arm CC POA CC/MCC Exc
    - 7th S56.522 Laceration of other extensor muscle, fascia and tendon at forearm level, left arm CC POA CC/MCC Exc
    - 7th S56.529 Laceration of other extensor muscle, fascia and tendon at forearm level, unspecified arm CC POA CC/MCC Exc
  - 6th S56.59 Other injury of other extensor muscle, fascia and tendon at forearm level
    - 7th S56.591 Other injury of other extensor muscle, fascia and tendon at forearm level, right arm POA
    - 7th S56.592 Other injury of other extensor muscle, fascia and tendon at forearm level, left arm POA
    - 7th S56.599 Other injury of other extensor muscle, fascia and tendon at forearm level, unspecified arm POA

- 5th S56.8 Injury of other muscles, fascia and tendons at forearm level
  - 6th S56.80 Unspecified injury of other muscles, fascia and tendons at forearm level
    - 7th S56.801 Unspecified injury of other muscles, fascia and tendons at forearm level, right arm POA
    - 7th S56.802 Unspecified injury of other muscles, fascia and tendons at forearm level, left arm POA
    - 7th S56.809 Unspecified injury of other muscles, fascia and tendons at forearm level, unspecified arm POA
  - 6th S56.81 Strain of other muscles, fascia and tendons at forearm level
    - 7th S56.811 Strain of other muscles, fascia and tendons at forearm level, right arm POA
    - 7th S56.812 Strain of other muscles, fascia and tendons at forearm level, left arm POA
    - 7th S56.819 Strain of other muscles, fascia and tendons at forearm level, unspecified arm POA
  - 6th S56.82 Laceration of other muscles, fascia and tendons at forearm level
    - 7th S56.821 Laceration of other muscles, fascia and tendons at forearm level, right arm CC POA CC/MCC Exc
    - 7th S56.822 Laceration of other muscles, fascia and tendons at forearm level, left arm CC POA CC/MCC Exc
    - 7th S56.829 Laceration of other muscles, fascia and tendons at forearm level, unspecified arm CC POA CC/MCC Exc
  - 6th S56.89 Other injury of other muscles, fascia and tendons at forearm level
    - 7th S56.891 Other injury of other muscles, fascia and tendons at forearm level, right arm POA
    - 7th S56.892 Other injury of other muscles, fascia and tendons at forearm level, left arm POA
    - 7th S56.899 Other injury of other muscles, fascia and tendons at forearm level, unspecified arm POA

- 5th S56.9 Injury of unspecified muscles, fascia and tendons at forearm level
  - 6th S56.90 Unspecified injury of unspecified muscles, fascia and tendons at forearm level
    - 7th S56.901 Unspecified injury of unspecified muscles, fascia and tendons at forearm level, right arm POA
    - 7th S56.902 Unspecified injury of unspecified muscles, fascia and tendons at forearm level, left arm POA
    - 7th S56.909 Unspecified injury of unspecified muscles, fascia and tendons at forearm level, unspecified arm POA
  - 6th S56.91 Strain of unspecified muscles, fascia and tendons at forearm level
    - 7th S56.911 Strain of unspecified muscles, fascia and tendons at forearm level, right arm POA
    - 7th S56.912 Strain of unspecified muscles, fascia and tendons at forearm level, left arm POA
    - 7th S56.919 Strain of unspecified muscles, fascia and tendons at forearm level, unspecified arm POA
  - 6th S56.92 Laceration of unspecified muscles, fascia and tendons at forearm level
    - 7th S56.921 Laceration of unspecified muscles, fascia and tendons at forearm level, right arm CC POA CC/MCC Exc
    - 7th S56.922 Laceration of unspecified muscles, fascia and tendons at forearm level, left arm CC POA CC/MCC Exc
    - 7th S56.929 Laceration of unspecified muscles, fascia and tendons at forearm level, unspecified arm CC POA CC/MCC Exc
  - 6th S56.99 Other injury of unspecified muscles, fascia and tendons at forearm level
    - 7th S56.991 Other injury of unspecified muscles, fascia and tendons at forearm level, right arm POA
    - 7th S56.992 Other injury of unspecified muscles, fascia and tendons at forearm level, left arm POA
    - 7th S56.999 Other injury of unspecified muscles, fascia and tendons at forearm level, unspecified arm POA

4th S57 Crushing injury of elbow and forearm

Use additional code(s) for all associated injuries

EXCLUDES2 *crushing injury of wrist and hand (S67.-)*

The appropriate 7th character is to be added to each code from category S57

A = initial encounter

D = subsequent encounter

S = sequela

5th S57.0 Crushing injury of elbow

x7th S57.00 Crushing injury of unspecified elbow POA

x7th S57.01 Crushing injury of right elbow POA

x7th S57.02 Crushing injury of left elbow POA

5th S57.8 Crushing injury of forearm

x7th S57.80 Crushing injury of unspecified forearm POA

x7th S57.81 Crushing injury of right forearm POA

x7th S57.82 Crushing injury of left forearm POA

4th S58 Traumatic amputation of elbow and forearm

An amputation not identified as partial or complete should be coded to complete

EXCLUDES1 *traumatic amputation of wrist and hand (S68.-)*

The appropriate 7th character is to be added to each code from category S58

A = initial encounter

D = subsequent encounter

S = sequela

5th S58.0 Traumatic amputation at elbow level

6th S58.01 Complete traumatic amputation at elbow level

7th S58.011 Complete traumatic amputation at elbow level, right arm CC POA HCC CC/MCC Exc

7th S58.012 Complete traumatic amputation at elbow level, left arm CC POA HCC CC/MCC Exc

7th S58.019 Complete traumatic amputation at elbow level, unspecified arm CC POA HCC CC/MCC Exc

6th S58.02 Partial traumatic amputation at elbow level

7th S58.021 Partial traumatic amputation at elbow level, right arm CC POA HCC CC/MCC Exc

7th S58.022 Partial traumatic amputation at elbow level, left arm CC POA HCC CC/MCC Exc

7th S58.029 Partial traumatic amputation at elbow level, unspecified arm CC POA HCC CC/MCC Exc

5th S58.1 Traumatic amputation at level between elbow and wrist

6th S58.11 Complete traumatic amputation at level between elbow and wrist

7th S58.111 Complete traumatic amputation at level between elbow and wrist, right arm CC POA HCC CC/MCC Exc

7th S58.112 Complete traumatic amputation at level between elbow and wrist, left arm CC POA HCC CC/MCC Exc

7th S58.119 Complete traumatic amputation at level between elbow and wrist, unspecified arm CC POA HCC CC/MCC Exc

6th S58.12 Partial traumatic amputation at level between elbow and wrist

7th S58.121 Partial traumatic amputation at level between elbow and wrist, right arm CC POA HCC CC/MCC Exc

7th S58.122 Partial traumatic amputation at level between elbow and wrist, left arm CC POA HCC CC/MCC Exc

7th S58.129 Partial traumatic amputation at level between elbow and wrist, unspecified arm CC POA HCC CC/MCC Exc

5th S58.9 Traumatic amputation of forearm, level unspecified

EXCLUDES1 *traumatic amputation of wrist (S68.-)*

6th S58.91 Complete traumatic amputation of forearm, level unspecified

7th S58.911 Complete traumatic amputation of right forearm, level unspecified CC POA HCC CC/MCC Exc

7th S58.912 Complete traumatic amputation of left forearm, level unspecified CC POA HCC CC/MCC Exc

7th S58.919 Complete traumatic amputation of unspecified forearm, level unspecified CC POA HCC CC/MCC Exc

6th S58.92 Partial traumatic amputation of forearm, level unspecified

7th S58.921 Partial traumatic amputation of right forearm, level unspecified CC POA HCC CC/MCC Exc

7th S58.922 Partial traumatic amputation of left forearm, level unspecified CC POA HCC CC/MCC Exc

7th S58.929 Partial traumatic amputation of unspecified forearm, level unspecified CC POA HCC CC/MCC Exc

4th S59 Other and unspecified injuries of elbow and forearm

See Official Guidelines, "Coding of Traumatic Fractures" I.C.19.c

EXCLUDES2 *other and unspecified injuries of wrist and hand (S69.-)*

The appropriate 7th character is to be added to each code from subcategories S59.0, S59.1, and S59.2

A = initial encounter for closed fracture

D = subsequent encounter for fracture with routine healing

G = subsequent encounter for fracture with delayed healing

K = subsequent encounter for fracture with nonunion

P = subsequent encounter for fracture with malunion

S = sequela

- 5th S59.0 Physeal fracture of lower end of ulna
  - 6th S59.00 Unspecified physeal fracture of lower end of ulna
    - 7th S59.001 Unspecified physeal fracture of lower end of ulna, right arm CC POA HAC CC/MCC Exc
    - 7th S59.002 Unspecified physeal fracture of lower end of ulna, left arm CC POA HAC CC/MCC Exc
    - 7th S59.009 Unspecified physeal fracture of lower end of ulna, unspecified arm CC POA HAC CC/MCC Exc
  - 6th S59.01 Salter-Harris Type I physeal fracture of lower end of ulna
    - 7th S59.011 Salter-Harris Type I physeal fracture of lower end of ulna, right arm CC POA HAC CC/MCC Exc
    - 7th S59.012 Salter-Harris Type I physeal fracture of lower end of ulna, left arm CC POA HAC CC/MCC Exc
    - 7th S59.019 Salter-Harris Type I physeal fracture of lower end of ulna, unspecified arm CC POA HAC CC/MCC Exc
  - 6th S59.02 Salter-Harris Type II physeal fracture of lower end of ulna
    - 7th S59.021 Salter-Harris Type II physeal fracture of lower end of ulna, right arm CC POA HAC CC/MCC Exc
    - 7th S59.022 Salter-Harris Type II physeal fracture of lower end of ulna, left arm CC POA HAC CC/MCC Exc
    - 7th S59.029 Salter-Harris Type II physeal fracture of lower end of ulna, unspecified arm CC POA HAC CC/MCC Exc
  - 6th S59.03 Salter-Harris Type III physeal fracture of lower end of ulna
    - 7th S59.031 Salter-Harris Type III physeal fracture of lower end of ulna, right arm CC POA HAC CC/MCC Exc
    - 7th S59.032 Salter-Harris Type III physeal fracture of lower end of ulna, left arm CC POA HAC CC/MCC Exc
    - 7th S59.039 Salter-Harris Type III physeal fracture of lower end of ulna, unspecified arm CC POA HAC CC/MCC Exc
  - 6th S59.04 Salter-Harris Type IV physeal fracture of lower end of ulna
    - 7th S59.041 Salter-Harris Type IV physeal fracture of lower end of ulna, right arm CC POA HAC CC/MCC Exc
    - 7th S59.042 Salter-Harris Type IV physeal fracture of lower end of ulna, left arm CC POA HAC CC/MCC Exc
    - 7th S59.049 Salter-Harris Type IV physeal fracture of lower end of ulna, unspecified arm CC POA HAC CC/MCC Exc
  - 6th S59.09 Other physeal fracture of lower end of ulna
    - 7th S59.091 Other physeal fracture of lower end of ulna, right arm CC POA HAC CC/MCC Exc
    - 7th S59.092 Other physeal fracture of lower end of ulna, left arm CC POA HAC CC/MCC Exc
    - 7th S59.099 Other physeal fracture of lower end of ulna, unspecified arm CC POA HAC CC/MCC Exc

5th S59.1 Physeal fracture of upper end of radius

- 6th S59.10 Unspecified physeal fracture of upper end of radius
  - 7th S59.101 Unspecified physeal fracture of upper end of radius, right arm CC POA CC/MCC Exc
  - 7th S59.102 Unspecified physeal fracture of upper end of radius, left arm CC POA CC/MCC Exc
  - 7th S59.109 Unspecified physeal fracture of upper end of radius, unspecified arm CC POA CC/MCC Exc
- 6th S59.11 Salter-Harris Type I physeal fracture of upper end of radius
  - 7th S59.111 Salter-Harris Type I physeal fracture of upper end of radius, right arm CC POA CC/MCC Exc
  - 7th S59.112 Salter-Harris Type I physeal fracture of upper end of radius, left arm CC POA CC/MCC Exc
  - 7th S59.119 Salter-Harris Type I physeal fracture of upper end of radius, unspecified arm CC POA CC/MCC Exc
- 6th S59.12 Salter-Harris Type II physeal fracture of upper end of radius
  - 7th S59.121 Salter-Harris Type II physeal fracture of upper end of radius, right arm CC POA CC/MCC Exc
  - 7th S59.122 Salter-Harris Type II physeal fracture of upper end of radius, left arm CC POA CC/MCC Exc
  - 7th S59.129 Salter-Harris Type II physeal fracture of upper end of radius, unspecified arm CC POA CC/MCC Exc
- 6th S59.13 Salter-Harris Type III physeal fracture of upper end of radius
  - 7th S59.131 Salter-Harris Type III physeal fracture of upper end of radius, right arm CC POA CC/MCC Exc
  - 7th S59.132 Salter-Harris Type III physeal fracture of upper end of radius, left arm CC POA CC/MCC Exc
  - 7th S59.139 Salter-Harris Type III physeal fracture of upper end of radius, unspecified arm CC POA CC/MCC Exc
- 6th S59.14 Salter-Harris Type IV physeal fracture of upper end of radius
  - 7th S59.141 Salter-Harris Type IV physeal fracture of upper end of radius, right arm CC POA CC/MCC Exc
  - 7th S59.142 Salter-Harris Type IV physeal fracture of upper end of radius, left arm CC POA CC/MCC Exc
  - 7th S59.149 Salter-Harris Type IV physeal fracture of upper end of radius, unspecified arm CC POA CC/MCC Exc

- 6th S59.19 Other physeal fracture of upper end of radius
  - 7th S59.191 Other physeal fracture of upper end of radius, right arm CC POA CC/MCC Exc
  - 7th S59.192 Other physeal fracture of upper end of radius, left arm CC POA CC/MCC Exc
  - 7th S59.199 Other physeal fracture of upper end of radius, unspecified arm CC POA CC/MCC Exc
- 5th S59.2 Physeal fracture of lower end of radius
  - 6th S59.20 Unspecified physeal fracture of lower end of radius
    - 7th S59.201 Unspecified physeal fracture of lower end of radius, right arm CC POA HAC CC/MCC Exc
    - 7th S59.202 Unspecified physeal fracture of lower end of radius, left arm CC POA HAC CC/MCC Exc
    - 7th S59.209 Unspecified physeal fracture of lower end of radius, unspecified arm CC POA HAC CC/MCC Exc
  - 6th S59.21 Salter-Harris Type I physeal fracture of lower end of radius
    - 7th S59.211 Salter-Harris Type I physeal fracture of lower end of radius, right arm CC POA HAC CC/MCC Exc
    - 7th S59.212 Salter-Harris Type I physeal fracture of lower end of radius, left arm CC POA HAC CC/MCC Exc
    - 7th S59.219 Salter-Harris Type I physeal fracture of lower end of radius, unspecified arm CC POA HAC CC/MCC Exc
  - 6th S59.22 Salter-Harris Type II physeal fracture of lower end of radius
    - 7th S59.221 Salter-Harris Type II physeal fracture of lower end of radius, right arm CC POA HAC CC/MCC Exc
    - 7th S59.222 Salter-Harris Type II physeal fracture of lower end of radius, left arm CC POA HAC CC/MCC Exc
    - 7th S59.229 Salter-Harris Type II physeal fracture of lower end of radius, unspecified arm CC POA HAC CC/MCC Exc
  - 6th S59.23 Salter-Harris Type III physeal fracture of lower end of radius
    - 7th S59.231 Salter-Harris Type III physeal fracture of lower end of radius, right arm CC POA HAC CC/MCC Exc
    - 7th S59.232 Salter-Harris Type III physeal fracture of lower end of radius, left arm CC POA HAC CC/MCC Exc
    - 7th S59.239 Salter-Harris Type III physeal fracture of lower end of radius, unspecified arm CC POA HAC CC/MCC Exc
    - 6th S59.24 Salter-Harris Type IV physeal fracture of lower end of radius
      - 7th S59.241 Salter-Harris Type IV physeal fracture of lower end of radius, right arm CC POA HAC CC/MCC Exc
      - 7th S59.242 Salter-Harris Type IV physeal fracture of lower end of radius, left arm CC POA HAC CC/MCC Exc
      - 7th S59.249 Salter-Harris Type IV physeal fracture of lower end of radius, unspecified arm CC POA HAC CC/MCC Exc
    - 6th S59.29 Other physeal fracture of lower end of radius
      - 7th S59.291 Other physeal fracture of lower end of radius, right arm CC POA HAC CC/MCC Exc
      - 7th S59.292 Other physeal fracture of lower end of radius, left arm CC POA HAC CC/MCC Exc
      - 7th S59.299 Other physeal fracture of lower end of radius, unspecified arm CC POA HAC CC/MCC Exc

5th S59.8 Other specified injuries of elbow and forearm

The appropriate 7th character is to be added to each code in subcategory S59.8

A = initial encounter

D = subsequent encounter

S = sequela

6th S59.80 Other specified injuries of elbow

7th S59.801 Other specified injuries of right elbow POA

7th S59.802 Other specified injuries of left elbow POA

7th S59.809 Other specified injuries of unspecified elbow POA

6th S59.81 Other specified injuries of forearm

7th S59.811 Other specified injuries right forearm POA

7th S59.812 Other specified injuries left forearm POA

7th S59.819 Other specified injuries unspecified forearm POA

5th S59.9 Unspecified injury of elbow and forearm

The appropriate 7th character is to be added to each code in subcategory S59.9

A = initial encounter

D = subsequent encounter

S = sequela

6th S59.90 Unspecified injury of elbow

7th S59.901 Unspecified injury of right elbow POA

7th S59.902 Unspecified injury of left elbow POA

7th S59.909 Unspecified injury of unspecified elbow POA

6th S59.91 Unspecified injury of forearm

7th S59.911 Unspecified injury of right forearm POA

7th S59.912 Unspecified injury of left forearm POA

7th S59.919 Unspecified injury of unspecified forearm POA

Injuries to the wrist, hand and fingers (S60-S69)

EXCLUDES2 *burns and corrosions (T20-T32)*
frostbite (T33-T34)
insect bite or sting, venomous (T63.4)

4th S60 Superficial injury of wrist, hand and fingers

The appropriate 7th character is to be added to each code from category S60

A = initial encounter

D = subsequent encounter

S = sequela

5th S60.0 Contusion of finger without damage to nail

EXCLUDES1 *contusion involving nail (matrix) (S60.1)*

x7th S60.00 Contusion of unspecified finger without damage to nail POA

Contusion of finger(s) NOS

6th S60.01 Contusion of thumb without damage to nail

7th S60.011 Contusion of right thumb without damage to nail POA

7th S60.012 Contusion of left thumb without damage to nail POA

7th S60.019 Contusion of unspecified thumb without damage to nail POA

6th S60.02 Contusion of index finger without damage to nail

7th S60.021 Contusion of right index finger without damage to nail POA

7th S60.022 Contusion of left index finger without damage to nail POA

7th S60.029 Contusion of unspecified index finger without damage to nail POA

- 6th S60.03 Contusion of middle finger without damage to nail
  - 7th S60.031 Contusion of right middle finger without damage to nail POA
  - 7th S60.032 Contusion of left middle finger without damage to nail POA
  - 7th S60.039 Contusion of unspecified middle finger without damage to nail POA
- 6th S60.04 Contusion of ring finger without damage to nail
  - 7th S60.041 Contusion of right ring finger without damage to nail POA
  - 7th S60.042 Contusion of left ring finger without damage to nail POA
  - 7th S60.049 Contusion of unspecified ring finger without damage to nail POA
- 6th S60.05 Contusion of little finger without damage to nail
  - 7th S60.051 Contusion of right little finger without damage to nail POA
  - 7th S60.052 Contusion of left little finger without damage to nail POA
  - 7th S60.059 Contusion of unspecified little finger without damage to nail POA

- 5th S60.1 Contusion of finger with damage to nail
  - x7th S60.10 Contusion of unspecified finger with damage to nail POA
  - 6th S60.11 Contusion of thumb with damage to nail
    - 7th S60.111 Contusion of right thumb with damage to nail POA
    - 7th S60.112 Contusion of left thumb with damage to nail POA
    - 7th S60.119 Contusion of unspecified thumb with damage to nail POA
  - 6th S60.12 Contusion of index finger with damage to nail
    - 7th S60.121 Contusion of right index finger with damage to nail POA
    - 7th S60.122 Contusion of left index finger with damage to nail POA
    - 7th S60.129 Contusion of unspecified index finger with damage to nail POA
  - 6th S60.13 Contusion of middle finger with damage to nail
    - 7th S60.131 Contusion of right middle finger with damage to nail POA
    - 7th S60.132 Contusion of left middle finger with damage to nail POA
    - 7th S60.139 Contusion of unspecified middle finger with damage to nail POA
  - 6th S60.14 Contusion of ring finger with damage to nail
    - 7th S60.141 Contusion of right ring finger with damage to nail POA
    - 7th S60.142 Contusion of left ring finger with damage to nail POA
    - 7th S60.149 Contusion of unspecified ring finger with damage to nail POA
  - 6th S60.15 Contusion of little finger with damage to nail
    - 7th S60.151 Contusion of right little finger with damage to nail POA
    - 7th S60.152 Contusion of left little finger with damage to nail POA
    - 7th S60.159 Contusion of unspecified little finger with damage to nail POA

- 5th S60.2 Contusion of wrist and hand
  - EXCLUDES2 *contusion of fingers (S60.0-, S60.1-)*
  - 6th S60.21 Contusion of wrist
    - 7th S60.211 Contusion of right wrist POA
    - 7th S60.212 Contusion of left wrist POA
    - 7th S60.219 Contusion of unspecified wrist POA
  - 6th S60.22 Contusion of hand
    - 7th S60.221 Contusion of right hand POA
    - 7th S60.222 Contusion of left hand POA
    - 7th S60.229 Contusion of unspecified hand POA
- 5th S60.3 Other superficial injuries of thumb
  - 6th S60.31 Abrasion of thumb
    - 7th S60.311 Abrasion of right thumb POA
    - 7th S60.312 Abrasion of left thumb POA
    - 7th S60.319 Abrasion of unspecified thumb POA
  - 6th S60.32 Blister (nonthermal) of thumb
    - 7th S60.321 Blister (nonthermal) of right thumb POA
    - 7th S60.322 Blister (nonthermal) of left thumb POA
    - 7th S60.329 Blister (nonthermal) of unspecified thumb POA

6th S60.34 External constriction of thumb

Hair tourniquet syndrome of thumb

Use additional cause code to identify the constricting item (W49.0-)

7th S60.341 External constriction of right thumb POA

7th S60.342 External constriction of left thumb POA

7th S60.349 External constriction of unspecified thumb POA

6th S60.35 Superficial foreign body of thumb

Splinter in the thumb

7th S60.351 Superficial foreign body of right thumb POA

7th S60.352 Superficial foreign body of left thumb POA

7th S60.359 Superficial foreign body of unspecified thumb POA

6th S60.36 Insect bite (nonvenomous) of thumb

7th S60.361 Insect bite (nonvenomous) of right thumb POA

7th S60.362 Insect bite (nonvenomous) of left thumb POA

7th S60.369 Insect bite (nonvenomous) of unspecified thumb POA

6th S60.37 Other superficial bite of thumb

EXCLUDES1 *open bite of thumb (S61.05-, S61.15-)*

7th S60.371 Other superficial bite of right thumb POA

7th S60.372 Other superficial bite of left thumb POA

7th S60.379 Other superficial bite of unspecified thumb POA

6th S60.39 Other superficial injuries of thumb

7th S60.391 Other superficial injuries of right thumb POA

7th S60.392 Other superficial injuries of left thumb POA

7th S60.399 Other superficial injuries of unspecified thumb POA

5th S60.4 Other superficial injuries of other fingers

6th S60.41 Abrasion of fingers

7th S60.410 Abrasion of right index finger POA

7th S60.411 Abrasion of left index finger POA

7th S60.412 Abrasion of right middle finger POA

7th S60.413 Abrasion of left middle finger POA

7th S60.414 Abrasion of right ring finger POA

7th S60.415 Abrasion of left ring finger POA

7th S60.416 Abrasion of right little finger POA

7th S60.417 Abrasion of left little finger POA

7th S60.418 Abrasion of other finger POA

Abrasion of specified finger with unspecified laterality

7th S60.419 Abrasion of unspecified finger POA

6th S60.42 Blister (nonthermal) of fingers

7th S60.420 Blister (nonthermal) of right index finger POA

7th S60.421 Blister (nonthermal) of left index finger POA

7th S60.422 Blister (nonthermal) of right middle finger POA

7th S60.423 Blister (nonthermal) of left middle finger POA

7th S60.424 Blister (nonthermal) of right ring finger POA

7th S60.425 Blister (nonthermal) of left ring finger POA

7th S60.426 Blister (nonthermal) of right little finger POA

7th S60.427 Blister (nonthermal) of left little finger POA

7th S60.428 Blister (nonthermal) of other finger POA

Blister (nonthermal) of specified finger with unspecified laterality

7th S60.429 Blister (nonthermal) of unspecified finger POA

6th S60.44 External constriction of fingers

Hair tourniquet syndrome of finger

Use additional cause code to identify the constricting item (W49.0-)

7th S60.440 External constriction of right index finger POA

7th S60.441 External constriction of left index finger POA

7th S60.442 External constriction of right middle finger POA

7th S60.443 External constriction of left middle finger POA

7th S60.444 External constriction of right ring finger POA

7th S60.445 External constriction of left ring finger POA

7th S60.446 External constriction of right little finger POA

7th S60.447 External constriction of left little finger POA

7th S60.448 External constriction of other finger POA

External constriction of specified finger with unspecified laterality

7th S60.449 External constriction of unspecified finger POA

6th S60.45 Superficial foreign body of fingers

Splinter in the finger(s)

7th S60.450 Superficial foreign body of right index finger POA

7th S60.451 Superficial foreign body of left index finger POA

7th S60.452 Superficial foreign body of right middle finger POA

7th S60.453 Superficial foreign body of left middle finger POA

7th S60.454 Superficial foreign body of right ring finger POA

7th S60.455 Superficial foreign body of left ring finger POA

7th S60.456 Superficial foreign body of right little finger POA

7th S60.457 Superficial foreign body of left little finger POA

7th S60.458 Superficial foreign body of other finger POA

Superficial foreign body of specified finger with unspecified laterality

7th S60.459 Superficial foreign body of unspecified finger POA

6th S60.46 Insect bite (nonvenomous) of fingers

- 7th S60.460 Insect bite (nonvenomous) of right index finger POA
- 7th S60.461 Insect bite (nonvenomous) of left index finger POA
- 7th S60.462 Insect bite (nonvenomous) of right middle finger POA
- 7th S60.463 Insect bite (nonvenomous) of left middle finger POA
- 7th S60.464 Insect bite (nonvenomous) of right ring finger POA
- 7th S60.465 Insect bite (nonvenomous) of left ring finger POA
- 7th S60.466 Insect bite (nonvenomous) of right little finger POA
- 7th S60.467 Insect bite (nonvenomous) of left little finger POA
- 7th S60.468 Insect bite (nonvenomous) of other finger POA

  Insect bite (nonvenomous) of specified finger with unspecified laterality

- 7th S60.469 Insect bite (nonvenomous) of unspecified finger POA

6th S60.47 Other superficial bite of fingers

EXCLUDES1 *open bite of fingers (S61.25-, S61.35-)*

- 7th S60.470 Other superficial bite of right index finger POA
- 7th S60.471 Other superficial bite of left index finger POA
- 7th S60.472 Other superficial bite of right middle finger POA
- 7th S60.473 Other superficial bite of left middle finger POA
- 7th S60.474 Other superficial bite of right ring finger POA
- 7th S60.475 Other superficial bite of left ring finger POA
- 7th S60.476 Other superficial bite of right little finger POA
- 7th S60.477 Other superficial bite of left little finger POA
- 7th S60.478 Other superficial bite of other finger POA

  Other superficial bite of specified finger with unspecified laterality

- 7th S60.479 Other superficial bite of unspecified finger POA

5th S60.5 Other superficial injuries of hand

EXCLUDES2 *superficial injuries of fingers (S60.3-, S60.4-)*

6th S60.51 Abrasion of hand

7th S60.511 Abrasion of right hand POA

7th S60.512 Abrasion of left hand POA

7th S60.519 Abrasion of unspecified hand POA

6th S60.52 Blister (nonthermal) of hand

7th S60.521 Blister (nonthermal) of right hand POA

7th S60.522 Blister (nonthermal) of left hand POA

7th S60.529 Blister (nonthermal) of unspecified hand POA

6th S60.54 External constriction of hand

7th S60.541 External constriction of right hand POA

7th S60.542 External constriction of left hand POA

7th S60.549 External constriction of unspecified hand POA

6th S60.55 Superficial foreign body of hand

Splinter in the hand

7th S60.551 Superficial foreign body of right hand POA

7th S60.552 Superficial foreign body of left hand POA

7th S60.559 Superficial foreign body of unspecified hand POA

6th S60.56 Insect bite (nonvenomous) of hand

7th S60.561 Insect bite (nonvenomous) of right hand POA

7th S60.562 Insect bite (nonvenomous) of left hand POA

7th S60.569 Insect bite (nonvenomous) of unspecified hand POA

6th S60.57 Other superficial bite of hand

EXCLUDES1 *open bite of hand (S61.45-)*

7th S60.571 Other superficial bite of hand of right hand POA

7th S60.572 Other superficial bite of hand of left hand POA

7th S60.579 Other superficial bite of hand of unspecified hand POA

- 5th S60.8 Other superficial injuries of wrist
  - 6th S60.81 Abrasion of wrist
    - 7th S60.811 Abrasion of right wrist POA
    - 7th S60.812 Abrasion of left wrist POA
    - 7th S60.819 Abrasion of unspecified wrist POA
  - 6th S60.82 Blister (nonthermal) of wrist
    - 7th S60.821 Blister (nonthermal) of right wrist POA
    - 7th S60.822 Blister (nonthermal) of left wrist POA
    - 7th S60.829 Blister (nonthermal) of unspecified wrist POA
  - 6th S60.84 External constriction of wrist
    - 7th S60.841 External constriction of right wrist POA
    - 7th S60.842 External constriction of left wrist POA
    - 7th S60.849 External constriction of unspecified wrist POA
  - 6th S60.85 Superficial foreign body of wrist

    Splinter in the wrist
    - 7th S60.851 Superficial foreign body of right wrist POA
    - 7th S60.852 Superficial foreign body of left wrist POA
    - 7th S60.859 Superficial foreign body of unspecified wrist POA
  - 6th S60.86 Insect bite (nonvenomous) of wrist
    - 7th S60.861 Insect bite (nonvenomous) of right wrist POA
    - 7th S60.862 Insect bite (nonvenomous) of left wrist POA
    - 7th S60.869 Insect bite (nonvenomous) of unspecified wrist POA
    - 6th S60.87 Other superficial bite of wrist

      EXCLUDES1 *open bite of wrist (S61.55)*
      - 7th S60.871 Other superficial bite of right wrist POA
      - 7th S60.872 Other superficial bite of left wrist POA
      - 7th S60.879 Other superficial bite of unspecified wrist POA

- 5th S60.9 Unspecified superficial injury of wrist, hand and fingers
  - 6th S60.91 Unspecified superficial injury of wrist
    - 7th S60.911 Unspecified superficial injury of right wrist POA
    - 7th S60.912 Unspecified superficial injury of left wrist POA
    - 7th S60.919 Unspecified superficial injury of unspecified wrist POA
  - 6th S60.92 Unspecified superficial injury of hand
    - 7th S60.921 Unspecified superficial injury of right hand POA
    - 7th S60.922 Unspecified superficial injury of left hand POA
    - 7th S60.929 Unspecified superficial injury of unspecified hand POA
  - 6th S60.93 Unspecified superficial injury of thumb
    - 7th S60.931 Unspecified superficial injury of right thumb POA
    - 7th S60.932 Unspecified superficial injury of left thumb POA
    - 7th S60.939 Unspecified superficial injury of unspecified thumb POA
    - 6th S60.94 Unspecified superficial injury of other fingers
      - 7th S60.940 Unspecified superficial injury of right index finger POA
      - 7th S60.941 Unspecified superficial injury of left index finger POA
      - 7th S60.942 Unspecified superficial injury of right middle finger POA
      - 7th S60.943 Unspecified superficial injury of left middle finger POA
      - 7th S60.944 Unspecified superficial injury of right ring finger POA
      - 7th S60.945 Unspecified superficial injury of left ring finger POA
      - 7th S60.946 Unspecified superficial injury of right little finger POA
      - 7th S60.947 Unspecified superficial injury of left little finger POA
      - 7th S60.948 Unspecified superficial injury of other finger POA

        Unspecified superficial injury of specified finger with unspecified laterality
      - 7th S60.949 Unspecified superficial injury of unspecified finger POA

4th S61 Open wound of wrist, hand and fingers

Code also any associated wound infection

EXCLUDES1 *open fracture of wrist, hand and finger (S62.- with 7th character B)*

traumatic amputation of wrist and hand (S68.-)

The appropriate 7th character is to be added to each code from category S61

A = initial encounter

D = subsequent encounter

S = sequela

5th S61.0 Open wound of thumb without damage to nail

EXCLUDES1 *open wound of thumb with damage to nail (S61.1-)*

6th S61.00 Unspecified open wound of thumb without damage to nail

7th S61.001 Unspecified open wound of right thumb without damage to nail POA CC/MCC Exc

7th S61.002 Unspecified open wound of left thumb without damage to nail POA CC/MCC Exc

7th S61.009 Unspecified open wound of unspecified thumb without damage to nail POA CC/MCC Exc

6th S61.01 Laceration without foreign body of thumb without damage to nail

7th S61.011 Laceration without foreign body of right thumb without damage to nail POA CC/MCC Exc

7th S61.012 Laceration without foreign body of left thumb without damage to nail POA CC/MCC Exc

7th S61.019 Laceration without foreign body of unspecified thumb without damage to nail POA CC/MCC Exc

6th S61.02 Laceration with foreign body of thumb without damage to nail

7th S61.021 Laceration with foreign body of right thumb without damage to nail POA CC/MCC Exc

7th S61.022 Laceration with foreign body of left thumb without damage to nail POA CC/MCC Exc

7th S61.029 Laceration with foreign body of unspecified thumb without damage to nail POA CC/MCC Exc

6th S61.03 Puncture wound without foreign body of thumb without damage to nail

7th S61.031 Puncture wound without foreign body of right thumb without damage to nail POA CC/MCC Exc

7th S61.032 Puncture wound without foreign body of left thumb without damage to nail POA CC/MCC Exc

7th S61.039 Puncture wound without foreign body of unspecified thumb without damage to nail POA CC/MCC Exc

6th S61.04 Puncture wound with foreign body of thumb without damage to nail

7th S61.041 Puncture wound with foreign body of right thumb without damage to nail POA CC/MCC Exc

7th S61.042 Puncture wound with foreign body of left thumb without damage to nail POA CC/MCC Exc

7th S61.049 Puncture wound with foreign body of unspecified thumb without damage to nail POA CC/MCC Exc

6th S61.05 Open bite of thumb without damage to nail

Bite of thumb NOS

EXCLUDES1 *superficial bite of thumb (S60.36-, S60.37-)*

7th S61.051 Open bite of right thumb without damage to nail POA CC/MCC Exc

7th S61.052 Open bite of left thumb without damage to nail POA CC/MCC Exc

7th S61.059 Open bite of unspecified thumb without damage to nail POA CC/MCC Exc

5th S61.1 Open wound of thumb with damage to nail

6th S61.10 Unspecified open wound of thumb with damage to nail

7th S61.101 Unspecified open wound of right thumb with damage to nail POA CC/MCC Exc

7th S61.102 Unspecified open wound of left thumb with damage to nail POA CC/MCC Exc

7th S61.109 Unspecified open wound of unspecified thumb with damage to nail POA CC/MCC Exc

6th S61.11 Laceration without foreign body of thumb with damage to nail

7th S61.111 Laceration without foreign body of right thumb with damage to nail POA CC/MCC Exc

7th S61.112 Laceration without foreign body of left thumb with damage to nail POA CC/MCC Exc

7th S61.119 Laceration without foreign body of unspecified thumb with damage to nail POA CC/MCC Exc

6th S61.12 Laceration with foreign body of thumb with damage to nail

7th S61.121 Laceration with foreign body of right thumb with damage to nail POA CC/MCC Exc

7th S61.122 Laceration with foreign body of left thumb with damage to nail POA CC/MCC Exc

7th S61.129 Laceration with foreign body of unspecified thumb with damage to nail POA CC/MCC Exc

6th S61.13 Puncture wound without foreign body of thumb with damage to nail

7th S61.131 Puncture wound without foreign body of right thumb with damage to nail POA CC/MCC Exc

7th S61.132 Puncture wound without foreign body of left thumb with damage to nail POA CC/MCC Exc

7th S61.139 Puncture wound without foreign body of unspecified thumb with damage to nail POA CC/MCC Exc

6th S61.14 Puncture wound with foreign body of thumb with damage to nail

7th S61.141 Puncture wound with foreign body of right thumb with damage to nail POA CC/MCC Exc

7th S61.142 Puncture wound with foreign body of left thumb with damage to nail POA CC/MCC Exc

7th S61.149 Puncture wound with foreign body of unspecified thumb with damage to nail POA CC/MCC Exc

6th S61.15 Open bite of thumb with damage to nail

Bite of thumb with damage to nail NOS

EXCLUDES1 *superficial bite of thumb (S60.36-, S60.37-)*

7th S61.151 Open bite of right thumb with damage to nail POA CC/MCC Exc

7th S61.152 Open bite of left thumb with damage to nail POA CC/MCC Exc

7th S61.159 Open bite of unspecified thumb with damage to nail POA CC/MCC Exc

5th S61.2 Open wound of other finger without damage to nail

EXCLUDES1 *open wound of finger involving nail (matrix) (S61.3-)*

EXCLUDES2 *open wound of thumb without damage to nail (S61.0-)*

6th S61.20 Unspecified open wound of other finger without damage to nail

7th S61.200 Unspecified open wound of right index finger without damage to nail POA CC/MCC Exc

7th S61.201 Unspecified open wound of left index finger without damage to nail POA CC/MCC Exc

7th S61.202 Unspecified open wound of right middle finger without damage to nail POA CC/MCC Exc

7th S61.203 Unspecified open wound of left middle finger without damage to nail POA CC/MCC Exc

7th S61.204 Unspecified open wound of right ring finger without damage to nail POA CC/MCC Exc

7th S61.205 Unspecified open wound of left ring finger without damage to nail POA CC/MCC Exc

7th S61.206 Unspecified open wound of right little finger without damage to nail POA CC/MCC Exc

7th S61.207 Unspecified open wound of left little finger without damage to nail POA CC/MCC Exc

7th S61.208 Unspecified open wound of other finger without damage to nail POA CC/MCC Exc

Unspecified open wound of specified finger with unspecified laterality without damage to nail

7th S61.209 Unspecified open wound of unspecified finger without damage to nail POA CC/MCC Exc

6th S61.21 Laceration without foreign body of finger without damage to nail

7th S61.210 Laceration without foreign body of right index finger without damage to nail POA CC/MCC Exc

7th S61.211 Laceration without foreign body of left index finger without damage to nail POA CC/MCC Exc

7th S61.212 Laceration without foreign body of right middle finger without damage to nail POA CC/MCC Exc

7th S61.213 Laceration without foreign body of left middle finger without damage to nail POA CC/MCC Exc

7th S61.214 Laceration without foreign body of right ring finger without damage to nail POA CC/MCC Exc

7th S61.215 Laceration without foreign body of left ring finger without damage to nail POA CC/MCC Exc

7th S61.216 Laceration without foreign body of right little finger without damage to nail POA CC/MCC Exc

7th S61.217 Laceration without foreign body of left little finger without damage to nail POA CC/MCC Exc

7th S61.218 Laceration without foreign body of other finger without damage to nail POA CC/MCC Exc

Laceration without foreign body of specified finger with unspecified laterality without damage to nail

7th S61.219 Laceration without foreign body of unspecified finger without damage to nail POA CC/MCC Exc

6th S61.22 Laceration with foreign body of finger without damage to nail

- 7th S61.220 Laceration with foreign body of right index finger without damage to nail POA CC/MCC Exc
- 7th S61.221 Laceration with foreign body of left index finger without damage to nail POA CC/MCC Exc
- 7th S61.222 Laceration with foreign body of right middle finger without damage to nail POA CC/MCC Exc
- 7th S61.223 Laceration with foreign body of left middle finger without damage to nail POA CC/MCC Exc
- 7th S61.224 Laceration with foreign body of right ring finger without damage to nail POA CC/MCC Exc
- 7th S61.225 Laceration with foreign body of left ring finger without damage to nail POA CC/MCC Exc
- 7th S61.226 Laceration with foreign body of right little finger without damage to nail POA CC/MCC Exc
- 7th S61.227 Laceration with foreign body of left little finger without damage to nail POA CC/MCC Exc
- 7th S61.228 Laceration with foreign body of other finger without damage to nail POA CC/MCC Exc

  Laceration with foreign body of specified finger with unspecified laterality without damage to nail
- 7th S61.229 Laceration with foreign body of unspecified finger without damage to nail POA CC/MCC Exc

6th S61.23 Puncture wound without foreign body of finger without damage to nail

- 7th S61.230 Puncture wound without foreign body of right index finger without damage to nail POA CC/MCC Exc
- 7th S61.231 Puncture wound without foreign body of left index finger without damage to nail POA CC/MCC Exc
- 7th S61.232 Puncture wound without foreign body of right middle finger without damage to nail POA CC/MCC Exc
- 7th S61.233 Puncture wound without foreign body of left middle finger without damage to nail POA CC/MCC Exc
- 7th S61.234 Puncture wound without foreign body of right ring finger without damage to nail POA CC/MCC Exc
- 7th S61.235 Puncture wound without foreign body of left ring finger without damage to nail POA CC/MCC Exc
- 7th S61.236 Puncture wound without foreign body of right little finger without damage to nail POA CC/MCC Exc
- 7th S61.237 Puncture wound without foreign body of left little finger without damage to nail POA CC/MCC Exc
- 7th S61.238 Puncture wound without foreign body of other finger without damage to nail POA CC/MCC Exc

  Puncture wound without foreign body of specified finger with unspecified laterality without damage to nail
- 7th S61.239 Puncture wound without foreign body of unspecified finger without damage to nail POA CC/MCC Exc

6th S61.24 Puncture wound with foreign body of finger without damage to nail

7th S61.240 Puncture wound with foreign body of right index finger without damage to nail POA CC/MCC Exc

7th S61.241 Puncture wound with foreign body of left index finger without damage to nail POA CC/MCC Exc

7th S61.242 Puncture wound with foreign body of right middle finger without damage to nail POA CC/MCC Exc

7th S61.243 Puncture wound with foreign body of left middle finger without damage to nail POA CC/MCC Exc

7th S61.244 Puncture wound with foreign body of right ring finger without damage to nail POA CC/MCC Exc

7th S61.245 Puncture wound with foreign body of left ring finger without damage to nail POA CC/MCC Exc

7th S61.246 Puncture wound with foreign body of right little finger without damage to nail POA CC/MCC Exc

7th S61.247 Puncture wound with foreign body of left little finger without damage to nail POA CC/MCC Exc

7th S61.248 Puncture wound with foreign body of other finger without damage to nail POA CC/MCC Exc

Puncture wound with foreign body of specified finger with unspecified laterality without damage to nail

7th S61.249 Puncture wound with foreign body of unspecified finger without damage to nail POA CC/MCC Exc

6th S61.25 Open bite of finger without damage to nail

Bite of finger without damage to nail NOS

EXCLUDES1 *superficial bite of finger (S60.46-, S60.47-)*

7th S61.250 Open bite of right index finger without damage to nail POA CC/MCC Exc

7th S61.251 Open bite of left index finger without damage to nail POA CC/MCC Exc

7th S61.252 Open bite of right middle finger without damage to nail POA CC/MCC Exc

7th S61.253 Open bite of left middle finger without damage to nail POA CC/MCC Exc

7th S61.254 Open bite of right ring finger without damage to nail POA CC/MCC Exc

7th S61.255 Open bite of left ring finger without damage to nail POA CC/MCC Exc

7th S61.256 Open bite of right little finger without damage to nail POA CC/MCC Exc

7th S61.257 Open bite of left little finger without damage to nail POA CC/MCC Exc

7th S61.258 Open bite of other finger without damage to nail POA CC/MCC Exc

Open bite of specified finger with unspecified laterality without damage to nail

7th S61.259 Open bite of unspecified finger without damage to nail POA CC/MCC Exc

5th S61.3 Open wound of other finger with damage to nail

6th S61.30 Unspecified open wound of finger with damage to nail

7th S61.300 Unspecified open wound of right index finger with damage to nail POA CC/MCC Exc

7th S61.301 Unspecified open wound of left index finger with damage to nail POA CC/MCC Exc

7th S61.302 Unspecified open wound of right middle finger with damage to nail POA CC/MCC Exc

7th S61.303 Unspecified open wound of left middle finger with damage to nail POA CC/MCC Exc

7th S61.304 Unspecified open wound of right ring finger with damage to nail POA CC/MCC Exc

7th S61.305 Unspecified open wound of left ring finger with damage to nail POA CC/MCC Exc

7th S61.306 Unspecified open wound of right little finger with damage to nail POA CC/MCC Exc

7th S61.307 Unspecified open wound of left little finger with damage to nail POA CC/MCC Exc

7th S61.308 Unspecified open wound of other finger with damage to nail POA CC/MCC Exc

Unspecified open wound of specified finger with unspecified laterality with damage to nail

7th S61.309 Unspecified open wound of unspecified finger with damage to nail POA CC/MCC Exc

6th S61.31 Laceration without foreign body of finger with damage to nail

7th S61.310 Laceration without foreign body of right index finger with damage to nail POA CC/MCC Exc

7th S61.311 Laceration without foreign body of left index finger with damage to nail POA CC/MCC Exc

7th S61.312 Laceration without foreign body of right middle finger with damage to nail POA CC/MCC Exc

7th S61.313 Laceration without foreign body of left middle finger with damage to nail POA CC/MCC Exc

7th S61.314 Laceration without foreign body of right ring finger with damage to nail POA CC/MCC Exc

7th S61.315 Laceration without foreign body of left ring finger with damage to nail POA CC/MCC Exc

7th S61.316 Laceration without foreign body of right little finger with damage to nail POA CC/MCC Exc

7th S61.317 Laceration without foreign body of left little finger with damage to nail POA CC/MCC Exc

7th S61.318 Laceration without foreign body of other finger with damage to nail POA CC/MCC Exc

Laceration without foreign body of specified finger with unspecified laterality with damage to nail

7th S61.319 Laceration without foreign body of unspecified finger with damage to nail POA CC/MCC Exc

6th S61.32 Laceration with foreign body of finger with damage to nail

- 7th S61.320 Laceration with foreign body of right index finger with damage to nail POA CC/MCC Exc
- 7th S61.321 Laceration with foreign body of left index finger with damage to nail POA CC/MCC Exc
- 7th S61.322 Laceration with foreign body of right middle finger with damage to nail POA CC/MCC Exc
- 7th S61.323 Laceration with foreign body of left middle finger with damage to nail POA CC/MCC Exc
- 7th S61.324 Laceration with foreign body of right ring finger with damage to nail POA CC/MCC Exc
- 7th S61.325 Laceration with foreign body of left ring finger with damage to nail POA CC/MCC Exc
- 7th S61.326 Laceration with foreign body of right little finger with damage to nail POA CC/MCC Exc
- 7th S61.327 Laceration with foreign body of left little finger with damage to nail POA CC/MCC Exc
- 7th S61.328 Laceration with foreign body of other finger with damage to nail POA CC/MCC Exc

  Laceration with foreign body of specified finger with unspecified laterality with damage to nail
- 7th S61.329 Laceration with foreign body of unspecified finger with damage to nail POA CC/MCC Exc

6th S61.33 Puncture wound without foreign body of finger with damage to nail

- 7th S61.330 Puncture wound without foreign body of right index finger with damage to nail POA CC/MCC Exc
- 7th S61.331 Puncture wound without foreign body of left index finger with damage to nail POA CC/MCC Exc
- 7th S61.332 Puncture wound without foreign body of right middle finger with damage to nail POA CC/MCC Exc
- 7th S61.333 Puncture wound without foreign body of left middle finger with damage to nail POA CC/MCC Exc
- 7th S61.334 Puncture wound without foreign body of right ring finger with damage to nail POA CC/MCC Exc
- 7th S61.335 Puncture wound without foreign body of left ring finger with damage to nail POA CC/MCC Exc
- 7th S61.336 Puncture wound without foreign body of right little finger with damage to nail POA CC/MCC Exc
- 7th S61.337 Puncture wound without foreign body of left little finger with damage to nail POA CC/MCC Exc
- 7th S61.338 Puncture wound without foreign body of other finger with damage to nail POA CC/MCC Exc

  Puncture wound without foreign body of specified finger with unspecified laterality with damage to nail
- 7th S61.339 Puncture wound without foreign body of unspecified finger with damage to nail POA CC/MCC Exc

6th S61.34 Puncture wound with foreign body of finger with damage to nail

7th S61.340 Puncture wound with foreign body of right index finger with damage to nail POA CC/MCC Exc

7th S61.341 Puncture wound with foreign body of left index finger with damage to nail POA CC/MCC Exc

7th S61.342 Puncture wound with foreign body of right middle finger with damage to nail POA CC/MCC Exc

7th S61.343 Puncture wound with foreign body of left middle finger with damage to nail POA CC/MCC Exc

7th S61.344 Puncture wound with foreign body of right ring finger with damage to nail POA CC/MCC Exc

7th S61.345 Puncture wound with foreign body of left ring finger with damage to nail POA CC/MCC Exc

7th S61.346 Puncture wound with foreign body of right little finger with damage to nail POA CC/MCC Exc

7th S61.347 Puncture wound with foreign body of left little finger with damage to nail POA CC/MCC Exc

7th S61.348 Puncture wound with foreign body of other finger with damage to nail POA CC/MCC Exc

Puncture wound with foreign body of specified finger with unspecified laterality with damage to nail

7th S61.349 Puncture wound with foreign body of unspecified finger with damage to nail POA CC/MCC Exc

6th S61.35 Open bite of finger with damage to nail

Bite of finger with damage to nail NOS

EXCLUDES1 *superficial bite of finger (S60.46-, S60.47-)*

7th S61.350 Open bite of right index finger with damage to nail POA CC/MCC Exc

7th S61.351 Open bite of left index finger with damage to nail POA CC/MCC Exc

7th S61.352 Open bite of right middle finger with damage to nail POA CC/MCC Exc

7th S61.353 Open bite of left middle finger with damage to nail POA CC/MCC Exc

7th S61.354 Open bite of right ring finger with damage to nail POA CC/MCC Exc

7th S61.355 Open bite of left ring finger with damage to nail POA CC/MCC Exc

7th S61.356 Open bite of right little finger with damage to nail POA CC/MCC Exc

7th S61.357 Open bite of left little finger with damage to nail POA CC/MCC Exc

7th S61.358 Open bite of other finger with damage to nail POA CC/MCC Exc

Open bite of specified finger with unspecified laterality with damage to nail

7th S61.359 Open bite of unspecified finger with damage to nail POA CC/MCC Exc

5th S61.4 Open wound of hand

6th S61.40 Unspecified open wound of hand

7th S61.401 Unspecified open wound of right hand POA CC/MCC Exc

7th S61.402 Unspecified open wound of left hand POA CC/MCC Exc

7th S61.409 Unspecified open wound of unspecified hand POA CC/MCC Exc

6th S61.41 Laceration without foreign body of hand

7th S61.411 Laceration without foreign body of right hand POA CC/MCC Exc

7th S61.412 Laceration without foreign body of left hand POA CC/MCC Exc

7th S61.419 Laceration without foreign body of unspecified hand POA CC/MCC Exc

6th S61.42 Laceration with foreign body of hand

7th S61.421 Laceration with foreign body of right hand POA CC/MCC Exc

7th S61.422 Laceration with foreign body of left hand POA CC/MCC Exc

7th S61.429 Laceration with foreign body of unspecified hand POA CC/MCC Exc

6th S61.43 Puncture wound without foreign body of hand

7th S61.431 Puncture wound without foreign body of right hand POA CC/MCC Exc

7th S61.432 Puncture wound without foreign body of left hand POA CC/MCC Exc

7th S61.439 Puncture wound without foreign body of unspecified hand POA CC/MCC Exc

6th S61.44 Puncture wound with foreign body of hand

7th S61.441 Puncture wound with foreign body of right hand POA CC/MCC Exc

7th S61.442 Puncture wound with foreign body of left hand POA CC/MCC Exc

7th S61.449 Puncture wound with foreign body of unspecified hand POA CC/MCC Exc

6th S61.45 Open bite of hand

Bite of hand NOS

EXCLUDES1 *superficial bite of hand (S60.56-, S60.57-)*

7th S61.451 Open bite of right hand POA CC/MCC Exc

7th S61.452 Open bite of left hand POA CC/MCC Exc

7th S61.459 Open bite of unspecified hand POA CC/MCC Exc

- 5th S61.5 Open wound of wrist
  - 6th S61.50 Unspecified open wound of wrist
    - 7th S61.501 Unspecified open wound of right wrist POA CC/MCC Exc
    - 7th S61.502 Unspecified open wound of left wrist POA CC/MCC Exc
    - 7th S61.509 Unspecified open wound of unspecified wrist POA CC/MCC Exc
  - 6th S61.51 Laceration without foreign body of wrist
    - 7th S61.511 Laceration without foreign body of right wrist POA CC/MCC Exc
    - 7th S61.512 Laceration without foreign body of left wrist POA CC/MCC Exc
    - 7th S61.519 Laceration without foreign body of unspecified wrist POA CC/MCC Exc
  - 6th S61.52 Laceration with foreign body of wrist
    - 7th S61.521 Laceration with foreign body of right wrist POA CC/MCC Exc
    - 7th S61.522 Laceration with foreign body of left wrist POA CC/MCC Exc
    - 7th S61.529 Laceration with foreign body of unspecified wrist POA CC/MCC Exc
  - 6th S61.53 Puncture wound without foreign body of wrist
    - 7th S61.531 Puncture wound without foreign body of right wrist POA CC/MCC Exc
    - 7th S61.532 Puncture wound without foreign body of left wrist POA CC/MCC Exc
    - 7th S61.539 Puncture wound without foreign body of unspecified wrist POA CC/MCC Exc
  - 6th S61.54 Puncture wound with foreign body of wrist
    - 7th S61.541 Puncture wound with foreign body of right wrist POA CC/MCC Exc
    - 7th S61.542 Puncture wound with foreign body of left wrist POA CC/MCC Exc
    - 7th S61.549 Puncture wound with foreign body of unspecified wrist POA CC/MCC Exc
    - 6th S61.55 Open bite of wrist

      Bite of wrist NOS

      EXCLUDES1 *superficial bite of wrist (S60.86-, S60.87-)*
      - 7th S61.551 Open bite of right wrist POA CC/MCC Exc
      - 7th S61.552 Open bite of left wrist POA CC/MCC Exc
      - 7th S61.559 Open bite of unspecified wrist POA CC/MCC Exc

4th S62 Fracture at wrist and hand level

See Official Guidelines, "Coding of Traumatic Fractures" I.C.19.c

NOTES A fracture not indicated as displaced or nondisplaced should be coded to displaced

A fracture not indicated as open or closed should be coded to closed

EXCLUDES1 *traumatic amputation of wrist and hand (S68.-)*

EXCLUDES2 *fracture of distal parts of ulna and radius (S52.-)*

The appropriate 7th character is to be added to each code from category S62

- **A = initial encounter for closed fracture**
- **B = initial encounter for open fracture**
- **D = subsequent encounter for fracture with routine healing**
- **G = subsequent encounter for fracture with delayed healing**
- **K = subsequent encounter for fracture with nonunion**
- **P = subsequent encounter for fracture with malunion**
- **S = sequela**

5th S62.0 Fracture of navicular [scaphoid] bone of wrist

6th S62.00 Unspecified fracture of navicular [scaphoid] bone of wrist

7th S62.001 Unspecified fracture of navicular [scaphoid] bone of right wrist CC POA HAC CC/MCC Exc

7th S62.002 Unspecified fracture of navicular [scaphoid] bone of left wrist CC POA HAC CC/MCC Exc

7th S62.009 Unspecified fracture of navicular [scaphoid] bone of unspecified wrist CC POA HAC CC/MCC Exc

6th S62.01 Fracture of distal pole of navicular [scaphoid] bone of wrist

Fracture of volar tuberosity of navicular [scaphoid] bone of wrist

7th S62.011 Displaced fracture of distal pole of navicular [scaphoid] bone of right wrist CC POA HAC CC/MCC Exc

7th S62.012 Displaced fracture of distal pole of navicular [scaphoid] bone of left wrist CC POA HAC CC/MCC Exc

7th S62.013 Displaced fracture of distal pole of navicular [scaphoid] bone of unspecified wrist CC POA HAC CC/MCC Exc

7th S62.014 Nondisplaced fracture of distal pole of navicular [scaphoid] bone of right wrist CC POA HAC CC/MCC Exc

7th S62.015 Nondisplaced fracture of distal pole of navicular [scaphoid] bone of left wrist CC POA HAC CC/MCC Exc

7th S62.016 Nondisplaced fracture of distal pole of navicular [scaphoid] bone of unspecified wrist CC POA HAC CC/MCC Exc

6th S62.02 Fracture of middle third of navicular [scaphoid] bone of wrist

7th S62.021 Displaced fracture of middle third of navicular [scaphoid] bone of right wrist CC POA HAC CC/MCC Exc

7th S62.022 Displaced fracture of middle third of navicular [scaphoid] bone of left wrist CC POA HAC CC/MCC Exc

7th S62.023 Displaced fracture of middle third of navicular [scaphoid] bone of unspecified wrist CC POA HAC CC/MCC Exc

7th S62.024 Nondisplaced fracture of middle third of navicular [scaphoid] bone of right wrist CC POA HAC CC/MCC Exc

7th S62.025 Nondisplaced fracture of middle third of navicular [scaphoid] bone of left wrist CC POA HAC CC/MCC Exc

7th S62.026 Nondisplaced fracture of middle third of navicular [scaphoid] bone of unspecified wrist CC POA HAC CC/MCC Exc

6th S62.03 Fracture of proximal third of navicular [scaphoid] bone of wrist

7th S62.031 Displaced fracture of proximal third of navicular [scaphoid] bone of right wrist CC POA HAC CC/MCC Exc

7th S62.032 Displaced fracture of proximal third of navicular [scaphoid] bone of left wrist CC POA HAC CC/MCC Exc

7th S62.033 Displaced fracture of proximal third of navicular [scaphoid] bone of unspecified wrist CC POA HAC CC/MCC Exc

7th S62.034 Nondisplaced fracture of proximal third of navicular [scaphoid] bone of right wrist CC POA HAC CC/MCC Exc

7th S62.035 Nondisplaced fracture of proximal third of navicular [scaphoid] bone of left wrist CC POA HAC CC/MCC Exc

7th S62.036 Nondisplaced fracture of proximal third of navicular [scaphoid] bone of unspecified wrist CC POA HAC CC/MCC Exc

5th S62.1 Fracture of other and unspecified carpal bone(s)

EXCLUDES2 *fracture of scaphoid of wrist (S62.0-)*

6th S62.10 Fracture of unspecified carpal bone

Fracture of wrist NOS

7th S62.101 Fracture of unspecified carpal bone, right wrist CC POA HAC CC/MCC Exc

7th S62.102 Fracture of unspecified carpal bone, left wrist CC POA HAC CC/MCC Exc

7th S62.109 Fracture of unspecified carpal bone, unspecified wrist CC POA HAC CC/MCC Exc

6th S62.11 Fracture of triquetrum [cuneiform] bone of wrist

7th S62.111 Displaced fracture of triquetrum [cuneiform] bone, right wrist CC POA HAC CC/MCC Exc

7th S62.112 Displaced fracture of triquetrum [cuneiform] bone, left wrist CC POA HAC CC/MCC Exc

7th S62.113 Displaced fracture of triquetrum [cuneiform] bone, unspecified wrist CC POA HAC CC/MCC Exc

7th S62.114 Nondisplaced fracture of triquetrum [cuneiform] bone, right wrist CC POA HAC CC/MCC Exc

7th S62.115 Nondisplaced fracture of triquetrum [cuneiform] bone, left wrist CC POA HAC CC/MCC Exc

7th S62.116 Nondisplaced fracture of triquetrum [cuneiform] bone, unspecified wrist CC POA HAC CC/MCC Exc

6th S62.12 Fracture of lunate [semilunar]

7th S62.121 Displaced fracture of lunate [semilunar], right wrist CC POA HAC CC/MCC Exc

7th S62.122 Displaced fracture of lunate [semilunar], left wrist CC POA HAC CC/MCC Exc

7th S62.123 Displaced fracture of lunate [semilunar], unspecified wrist CC POA HAC CC/MCC Exc

7th S62.124 Nondisplaced fracture of lunate [semilunar], right wrist CC POA HAC CC/MCC Exc

7th S62.125 Nondisplaced fracture of lunate [semilunar], left wrist CC POA HAC CC/MCC Exc

7th S62.126 Nondisplaced fracture of lunate [semilunar], unspecified wrist CC POA HAC CC/MCC Exc

6th S62.13 Fracture of capitate [os magnum] bone

- 7th S62.131 Displaced fracture of capitate [os magnum] bone, right wrist CC POA HAC CC/MCC Exc
- 7th S62.132 Displaced fracture of capitate [os magnum] bone, left wrist CC POA HAC CC/MCC Exc
- 7th S62.133 Displaced fracture of capitate [os magnum] bone, unspecified wrist CC POA HAC CC/MCC Exc
- 7th S62.134 Nondisplaced fracture of capitate [os magnum] bone, right wrist CC POA HAC CC/MCC Exc
- 7th S62.135 Nondisplaced fracture of capitate [os magnum] bone, left wrist CC POA HAC CC/MCC Exc
- 7th S62.136 Nondisplaced fracture of capitate [os magnum] bone, unspecified wrist CC POA HAC CC/MCC Exc

6th S62.14 Fracture of body of hamate [unciform] bone

Fracture of hamate [unciform] bone NOS

- 7th S62.141 Displaced fracture of body of hamate [unciform] bone, right wrist CC POA HAC CC/MCC Exc
- 7th S62.142 Displaced fracture of body of hamate [unciform] bone, left wrist CC POA HAC CC/MCC Exc
- 7th S62.143 Displaced fracture of body of hamate [unciform] bone, unspecified wrist CC POA HAC CC/MCC Exc
- 7th S62.144 Nondisplaced fracture of body of hamate [unciform] bone, right wrist CC POA HAC CC/MCC Exc
- 7th S62.145 Nondisplaced fracture of body of hamate [unciform] bone, left wrist CC POA HAC CC/MCC Exc
- 7th S62.146 Nondisplaced fracture of body of hamate [unciform] bone, unspecified wrist CC POA HAC CC/MCC Exc

6th S62.15 Fracture of hook process of hamate [unciform] bone

Fracture of unciform process of hamate [unciform] bone

- 7th S62.151 Displaced fracture of hook process of hamate [unciform] bone, right wrist CC POA HAC CC/MCC Exc
- 7th S62.152 Displaced fracture of hook process of hamate [unciform] bone, left wrist CC POA HAC CC/MCC Exc
- 7th S62.153 Displaced fracture of hook process of hamate [unciform] bone, unspecified wrist CC POA HAC CC/MCC Exc
- 7th S62.154 Nondisplaced fracture of hook process of hamate [unciform] bone, right wrist CC POA HAC CC/MCC Exc
- 7th S62.155 Nondisplaced fracture of hook process of hamate [unciform] bone, left wrist CC POA HAC CC/MCC Exc
- 7th S62.156 Nondisplaced fracture of hook process of hamate [unciform] bone, unspecified wrist CC POA HAC CC/MCC Exc

6th S62.16 Fracture of pisiform
- 7th S62.161 Displaced fracture of pisiform, right wrist CC POA HAC CC/MCC Exc
- 7th S62.162 Displaced fracture of pisiform, left wrist CC POA HAC CC/MCC Exc
- 7th S62.163 Displaced fracture of pisiform, unspecified wrist CC POA HAC CC/MCC Exc
- 7th S62.164 Nondisplaced fracture of pisiform, right wrist CC POA HAC CC/MCC Exc
- 7th S62.165 Nondisplaced fracture of pisiform, left wrist CC POA HAC CC/MCC Exc
- 7th S62.166 Nondisplaced fracture of pisiform, unspecified wrist CC POA HAC CC/MCC Exc

6th S62.17 Fracture of trapezium [larger multangular]
- 7th S62.171 Displaced fracture of trapezium [larger multangular], right wrist CC POA HAC CC/MCC Exc
- 7th S62.172 Displaced fracture of trapezium [larger multangular], left wrist CC POA HAC CC/MCC Exc
- 7th S62.173 Displaced fracture of trapezium [larger multangular], unspecified wrist CC POA HAC CC/MCC Exc
- 7th S62.174 Nondisplaced fracture of trapezium [larger multangular], right wrist CC POA HAC CC/MCC Exc
- 7th S62.175 Nondisplaced fracture of trapezium [larger multangular], left wrist CC POA HAC CC/MCC Exc
- 7th S62.176 Nondisplaced fracture of trapezium [larger multangular], unspecified wrist CC POA HAC CC/MCC Exc

6th S62.18 Fracture of trapezoid [smaller multangular]
- 7th S62.181 Displaced fracture of trapezoid [smaller multangular], right wrist CC POA HAC CC/MCC Exc
- 7th S62.182 Displaced fracture of trapezoid [smaller multangular], left wrist CC POA HAC CC/MCC Exc
- 7th S62.183 Displaced fracture of trapezoid [smaller multangular], unspecified wrist CC POA HAC CC/MCC Exc
- 7th S62.184 Nondisplaced fracture of trapezoid [smaller multangular], right wrist CC POA HAC CC/MCC Exc
- 7th S62.185 Nondisplaced fracture of trapezoid [smaller multangular], left wrist CC POA HAC CC/MCC Exc
- 7th S62.186 Nondisplaced fracture of trapezoid [smaller multangular], unspecified wrist CC POA HAC CC/MCC Exc

5th S62.2 Fracture of first metacarpal bone

- 6th S62.20 Unspecified fracture of first metacarpal bone
  - 7th S62.201 Unspecified fracture of first metacarpal bone, right hand CC POA HAC CC/MCC Exc
  - 7th S62.202 Unspecified fracture of first metacarpal bone, left hand CC POA HAC CC/MCC Exc
  - 7th S62.209 Unspecified fracture of first metacarpal bone, unspecified hand CC POA HAC CC/MCC Exc
- 6th S62.21 Bennett's fracture
  - 7th S62.211 Bennett's fracture, right hand CC POA HAC CC/MCC Exc
  - 7th S62.212 Bennett's fracture, left hand CC POA HAC CC/MCC Exc
  - 7th S62.213 Bennett's fracture, unspecified hand CC POA HAC CC/MCC Exc
- 6th S62.22 Rolando's fracture
  - 7th S62.221 Displaced Rolando's fracture, right hand CC POA HAC CC/MCC Exc
  - 7th S62.222 Displaced Rolando's fracture, left hand CC POA HAC CC/MCC Exc
  - 7th S62.223 Displaced Rolando's fracture, unspecified hand CC POA HAC CC/MCC Exc
  - 7th S62.224 Nondisplaced Rolando's fracture, right hand CC POA HAC CC/MCC Exc
  - 7th S62.225 Nondisplaced Rolando's fracture, left hand CC POA HAC CC/MCC Exc
  - 7th S62.226 Nondisplaced Rolando's fracture, unspecified hand CC POA HAC CC/MCC Exc

6th S62.23 Other fracture of base of first metacarpal bone
- 7th S62.231 Other displaced fracture of base of first metacarpal bone, right hand CC POA HAC CC/MCC Exc
- 7th S62.232 Other displaced fracture of base of first metacarpal bone, left hand CC POA HAC CC/MCC Exc
- 7th S62.233 Other displaced fracture of base of first metacarpal bone, unspecified hand CC POA HAC CC/MCC Exc
- 7th S62.234 Other nondisplaced fracture of base of first metacarpal bone, right hand CC POA HAC CC/MCC Exc
- 7th S62.235 Other nondisplaced fracture of base of first metacarpal bone, left hand CC POA HAC CC/MCC Exc
- 7th S62.236 Other nondisplaced fracture of base of first metacarpal bone, unspecified hand CC POA HAC CC/MCC Exc

6th S62.24 Fracture of shaft of first metacarpal bone
- 7th S62.241 Displaced fracture of shaft of first metacarpal bone, right hand CC POA HAC CC/MCC Exc
- 7th S62.242 Displaced fracture of shaft of first metacarpal bone, left hand CC POA HAC CC/MCC Exc
- 7th S62.243 Displaced fracture of shaft of first metacarpal bone, unspecified hand CC POA HAC CC/MCC Exc
- 7th S62.244 Nondisplaced fracture of shaft of first metacarpal bone, right hand CC POA HAC CC/MCC Exc
- 7th S62.245 Nondisplaced fracture of shaft of first metacarpal bone, left hand CC POA HAC CC/MCC Exc
- 7th S62.246 Nondisplaced fracture of shaft of first metacarpal bone, unspecified hand CC POA HAC CC/MCC Exc

6th S62.25 Fracture of neck of first metacarpal bone
- 7th S62.251 Displaced fracture of neck of first metacarpal bone, right hand CC POA HAC CC/MCC Exc
- 7th S62.252 Displaced fracture of neck of first metacarpal bone, left hand CC POA HAC CC/MCC Exc
- 7th S62.253 Displaced fracture of neck of first metacarpal bone, unspecified hand CC POA HAC CC/MCC Exc
- 7th S62.254 Nondisplaced fracture of neck of first metacarpal bone, right hand CC POA HAC CC/MCC Exc
- 7th S62.255 Nondisplaced fracture of neck of first metacarpal bone, left hand CC POA HAC CC/MCC Exc
- 7th S62.256 Nondisplaced fracture of neck of first metacarpal bone, unspecified hand CC POA HAC CC/MCC Exc

6th S62.29 Other fracture of first metacarpal bone
- 7th S62.291 Other fracture of first metacarpal bone, right hand CC POA HAC CC/MCC Exc
- 7th S62.292 Other fracture of first metacarpal bone, left hand CC POA HAC CC/MCC Exc
- 7th S62.299 Other fracture of first metacarpal bone, unspecified hand CC POA HAC CC/MCC Exc

5th S62.3 Fracture of other and unspecified metacarpal bone

EXCLUDES2 *fracture of first metacarpal bone (S62.2-)*

6th S62.30 Unspecified fracture of other metacarpal bone

7th S62.300 Unspecified fracture of second metacarpal bone, right hand CC POA HAC CC/MCC Exc

7th S62.301 Unspecified fracture of second metacarpal bone, left hand CC POA HAC CC/MCC Exc

7th S62.302 Unspecified fracture of third metacarpal bone, right hand CC POA HAC CC/MCC Exc

7th S62.303 Unspecified fracture of third metacarpal bone, left hand CC POA HAC CC/MCC Exc

7th S62.304 Unspecified fracture of fourth metacarpal bone, right hand CC POA HAC CC/MCC Exc

7th S62.305 Unspecified fracture of fourth metacarpal bone, left hand CC POA HAC CC/MCC Exc

7th S62.306 Unspecified fracture of fifth metacarpal bone, right hand CC POA HAC CC/MCC Exc

7th S62.307 Unspecified fracture of fifth metacarpal bone, left hand CC POA HAC CC/MCC Exc

7th S62.308 Unspecified fracture of other metacarpal bone CC POA HAC CC/MCC Exc

Unspecified fracture of specified metacarpal bone with unspecified laterality

7th S62.309 Unspecified fracture of unspecified metacarpal bone CC POA HAC CC/MCC Exc

6th S62.31 Displaced fracture of base of other metacarpal bone

7th S62.310 Displaced fracture of base of second metacarpal bone, right hand CC POA HAC CC/MCC Exc

7th S62.311 Displaced fracture of base of second metacarpal bone, left hand CC POA HAC CC/MCC Exc

7th S62.312 Displaced fracture of base of third metacarpal bone, right hand CC POA HAC CC/MCC Exc

7th S62.313 Displaced fracture of base of third metacarpal bone, left hand CC POA HAC CC/MCC Exc

7th S62.314 Displaced fracture of base of fourth metacarpal bone, right hand CC POA HAC CC/MCC Exc

7th S62.315 Displaced fracture of base of fourth metacarpal bone, left hand CC POA HAC CC/MCC Exc

7th S62.316 Displaced fracture of base of fifth metacarpal bone, right hand CC POA HAC CC/MCC Exc

7th S62.317 Displaced fracture of base of fifth metacarpal bone, left hand CC POA HAC CC/MCC Exc

7th S62.318 Displaced fracture of base of other metacarpal bone CC POA HAC CC/MCC Exc

Displaced fracture of base of specified metacarpal bone with unspecified laterality

7th S62.319 Displaced fracture of base of unspecified metacarpal bone CC POA HAC CC/MCC Exc

6th S62.32 Displaced fracture of shaft of other metacarpal bone

- 7th S62.320 Displaced fracture of shaft of second metacarpal bone, right hand CC POA HAC CC/MCC Exc
- 7th S62.321 Displaced fracture of shaft of second metacarpal bone, left hand CC POA HAC CC/MCC Exc
- 7th S62.322 Displaced fracture of shaft of third metacarpal bone, right hand CC POA HAC CC/MCC Exc
- 7th S62.323 Displaced fracture of shaft of third metacarpal bone, left hand CC POA HAC CC/MCC Exc
- 7th S62.324 Displaced fracture of shaft of fourth metacarpal bone, right hand CC POA HAC CC/MCC Exc
- 7th S62.325 Displaced fracture of shaft of fourth metacarpal bone, left hand CC POA HAC CC/MCC Exc
- 7th S62.326 Displaced fracture of shaft of fifth metacarpal bone, right hand CC POA HAC CC/MCC Exc
- 7th S62.327 Displaced fracture of shaft of fifth metacarpal bone, left hand CC POA HAC CC/MCC Exc
- 7th S62.328 Displaced fracture of shaft of other metacarpal bone CC POA HAC CC/MCC Exc

  Displaced fracture of shaft of specified metacarpal bone with unspecified laterality
- 7th S62.329 Displaced fracture of shaft of unspecified metacarpal bone CC POA HAC CC/MCC Exc

6th S62.33 Displaced fracture of neck of other metacarpal bone

- 7th S62.330 Displaced fracture of neck of second metacarpal bone, right hand CC POA HAC CC/MCC Exc
- 7th S62.331 Displaced fracture of neck of second metacarpal bone, left hand CC POA HAC CC/MCC Exc
- 7th S62.332 Displaced fracture of neck of third metacarpal bone, right hand CC POA HAC CC/MCC Exc
- 7th S62.333 Displaced fracture of neck of third metacarpal bone, left hand CC POA HAC CC/MCC Exc
- 7th S62.334 Displaced fracture of neck of fourth metacarpal bone, right hand CC POA HAC CC/MCC Exc
- 7th S62.335 Displaced fracture of neck of fourth metacarpal bone, left hand CC POA HAC CC/MCC Exc
- 7th S62.336 Displaced fracture of neck of fifth metacarpal bone, right hand CC POA HAC CC/MCC Exc
- 7th S62.337 Displaced fracture of neck of fifth metacarpal bone, left hand CC POA HAC CC/MCC Exc
- 7th S62.338 Displaced fracture of neck of other metacarpal bone CC POA HAC CC/MCC Exc

  Displaced fracture of neck of specified metacarpal bone with unspecified laterality
- 7th S62.339 Displaced fracture of neck of unspecified metacarpal bone CC POA HAC CC/MCC Exc

6th S62.34 Nondisplaced fracture of base of other metacarpal bone

7th S62.340 Nondisplaced fracture of base of second metacarpal bone, right hand CC POA HAC CC/MCC Exc

7th S62.341 Nondisplaced fracture of base of second metacarpal bone, left hand CC POA HAC CC/MCC Exc

7th S62.342 Nondisplaced fracture of base of third metacarpal bone, right hand CC POA HAC CC/MCC Exc

7th S62.343 Nondisplaced fracture of base of third metacarpal bone, left hand CC POA HAC CC/MCC Exc

7th S62.344 Nondisplaced fracture of base of fourth metacarpal bone, right hand CC POA HAC CC/MCC Exc

7th S62.345 Nondisplaced fracture of base of fourth metacarpal bone, left hand CC POA HAC CC/MCC Exc

7th S62.346 Nondisplaced fracture of base of fifth metacarpal bone, right hand CC POA HAC CC/MCC Exc

7th S62.347 Nondisplaced fracture of base of fifth metacarpal bone, left hand CC POA HAC CC/MCC Exc

7th S62.348 Nondisplaced fracture of base of other metacarpal bone CC POA HAC CC/MCC Exc

Nondisplaced fracture of base of specified metacarpal bone with unspecified laterality

7th S62.349 Nondisplaced fracture of base of unspecified metacarpal bone CC POA HAC CC/MCC Exc

6th S62.35 Nondisplaced fracture of shaft of other metacarpal bone

7th S62.350 Nondisplaced fracture of shaft of second metacarpal bone, right hand CC POA HAC CC/MCC Exc

7th S62.351 Nondisplaced fracture of shaft of second metacarpal bone, left hand CC POA HAC CC/MCC Exc

7th S62.352 Nondisplaced fracture of shaft of third metacarpal bone, right hand CC POA HAC CC/MCC Exc

7th S62.353 Nondisplaced fracture of shaft of third metacarpal bone, left hand CC POA HAC CC/MCC Exc

7th S62.354 Nondisplaced fracture of shaft of fourth metacarpal bone, right hand CC POA HAC CC/MCC Exc

7th S62.355 Nondisplaced fracture of shaft of fourth metacarpal bone, left hand CC POA HAC CC/MCC Exc

7th S62.356 Nondisplaced fracture of shaft of fifth metacarpal bone, right hand CC POA HAC CC/MCC Exc

7th S62.357 Nondisplaced fracture of shaft of fifth metacarpal bone, left hand CC POA HAC CC/MCC Exc

7th S62.358 Nondisplaced fracture of shaft of other metacarpal bone CC POA HAC CC/MCC Exc

Nondisplaced fracture of shaft of specified metacarpal bone with unspecified laterality

7th S62.359 Nondisplaced fracture of shaft of unspecified metacarpal bone CC POA HAC CC/MCC Exc

6th S62.36 Nondisplaced fracture of neck of other metacarpal bone

- 7th S62.360 Nondisplaced fracture of neck of second metacarpal bone, right hand CC POA HAC CC/MCC Exc
- 7th S62.361 Nondisplaced fracture of neck of second metacarpal bone, left hand CC POA HAC CC/MCC Exc
- 7th S62.362 Nondisplaced fracture of neck of third metacarpal bone, right hand CC POA HAC CC/MCC Exc
- 7th S62.363 Nondisplaced fracture of neck of third metacarpal bone, left hand CC POA HAC CC/MCC Exc
- 7th S62.364 Nondisplaced fracture of neck of fourth metacarpal bone, right hand CC POA HAC CC/MCC Exc
- 7th S62.365 Nondisplaced fracture of neck of fourth metacarpal bone, left hand CC POA HAC CC/MCC Exc
- 7th S62.366 Nondisplaced fracture of neck of fifth metacarpal bone, right hand CC POA HAC CC/MCC Exc
- 7th S62.367 Nondisplaced fracture of neck of fifth metacarpal bone, left hand CC POA HAC CC/MCC Exc
- 7th S62.368 Nondisplaced fracture of neck of other metacarpal bone CC POA HAC CC/MCC Exc

  Nondisplaced fracture of neck of specified metacarpal bone with unspecified laterality
- 7th S62.369 Nondisplaced fracture of neck of unspecified metacarpal bone CC POA HAC CC/MCC Exc

6th S62.39 Other fracture of other metacarpal bone

- 7th S62.390 Other fracture of second metacarpal bone, right hand CC POA HAC CC/MCC Exc
- 7th S62.391 Other fracture of second metacarpal bone, left hand CC POA HAC CC/MCC Exc
- 7th S62.392 Other fracture of third metacarpal bone, right hand CC POA HAC CC/MCC Exc
- 7th S62.393 Other fracture of third metacarpal bone, left hand CC POA HAC CC/MCC Exc
- 7th S62.394 Other fracture of fourth metacarpal bone, right hand CC POA HAC CC/MCC Exc
- 7th S62.395 Other fracture of fourth metacarpal bone, left hand CC POA HAC CC/MCC Exc
- 7th S62.396 Other fracture of fifth metacarpal bone, right hand CC POA HAC CC/MCC Exc
- 7th S62.397 Other fracture of fifth metacarpal bone, left hand CC POA HAC CC/MCC Exc
- 7th S62.398 Other fracture of other metacarpal bone CC POA HAC CC/MCC Exc

  Other fracture of specified metacarpal bone with unspecified laterality
- 7th S62.399 Other fracture of unspecified metacarpal bone CC POA HAC CC/MCC Exc

- 5th S62.5 Fracture of thumb
  - 6th S62.50 Fracture of unspecified phalanx of thumb
    - 7th S62.501 Fracture of unspecified phalanx of right thumb CC POA HAC CC/MCC Exc
    - 7th S62.502 Fracture of unspecified phalanx of left thumb CC POA HAC CC/MCC Exc
    - 7th S62.509 Fracture of unspecified phalanx of unspecified thumb CC POA HAC CC/MCC Exc
  - 6th S62.51 Fracture of proximal phalanx of thumb
    - 7th S62.511 Displaced fracture of proximal phalanx of right thumb CC POA HAC CC/MCC Exc
    - 7th S62.512 Displaced fracture of proximal phalanx of left thumb CC POA HAC CC/MCC Exc
    - 7th S62.513 Displaced fracture of proximal phalanx of unspecified thumb CC POA HAC CC/MCC Exc
    - 7th S62.514 Nondisplaced fracture of proximal phalanx of right thumb CC POA HAC CC/MCC Exc
    - 7th S62.515 Nondisplaced fracture of proximal phalanx of left thumb CC POA HAC CC/MCC Exc
    - 7th S62.516 Nondisplaced fracture of proximal phalanx of unspecified thumb CC POA HAC CC/MCC Exc
  - 6th S62.52 Fracture of distal phalanx of thumb
    - 7th S62.521 Displaced fracture of distal phalanx of right thumb CC POA HAC CC/MCC Exc
    - 7th S62.522 Displaced fracture of distal phalanx of left thumb CC POA HAC CC/MCC Exc
    - 7th S62.523 Displaced fracture of distal phalanx of unspecified thumb CC POA HAC CC/MCC Exc
    - 7th S62.524 Nondisplaced fracture of distal phalanx of right thumb CC POA HAC CC/MCC Exc
    - 7th S62.525 Nondisplaced fracture of distal phalanx of left thumb CC POA HAC CC/MCC Exc
    - 7th S62.526 Nondisplaced fracture of distal phalanx of unspecified thumb CC POA HAC CC/MCC Exc

5th S62.6 Fracture of other and unspecified finger(s)

EXCLUDES2 *fracture of thumb (S62.5-)*

6th S62.60 Fracture of unspecified phalanx of finger

7th S62.600 Fracture of unspecified phalanx of right index finger CC POA HAC CC/MCC Exc

7th S62.601 Fracture of unspecified phalanx of left index finger CC POA HAC CC/MCC Exc

7th S62.602 Fracture of unspecified phalanx of right middle finger CC POA HAC CC/MCC Exc

7th S62.603 Fracture of unspecified phalanx of left middle finger CC POA HAC CC/MCC Exc

7th S62.604 Fracture of unspecified phalanx of right ring finger CC POA HAC CC/MCC Exc

7th S62.605 Fracture of unspecified phalanx of left ring finger CC POA HAC CC/MCC Exc

7th S62.606 Fracture of unspecified phalanx of right little finger CC POA HAC CC/MCC Exc

7th S62.607 Fracture of unspecified phalanx of left little finger CC POA HAC CC/MCC Exc

7th S62.608 Fracture of unspecified phalanx of other finger CC POA HAC CC/MCC Exc

Fracture of unspecified phalanx of specified finger with unspecified laterality

7th S62.609 Fracture of unspecified phalanx of unspecified finger CC POA HAC CC/MCC Exc

6th S62.61 Displaced fracture of proximal phalanx of finger

7th S62.610 Displaced fracture of proximal phalanx of right index finger CC POA HAC CC/MCC Exc

7th S62.611 Displaced fracture of proximal phalanx of left index finger CC POA HAC CC/MCC Exc

7th S62.612 Displaced fracture of proximal phalanx of right middle finger CC POA HAC CC/MCC Exc

7th S62.613 Displaced fracture of proximal phalanx of left middle finger CC POA HAC CC/MCC Exc

7th S62.614 Displaced fracture of proximal phalanx of right ring finger CC POA HAC CC/MCC Exc

7th S62.615 Displaced fracture of proximal phalanx of left ring finger CC POA HAC CC/MCC Exc

7th S62.616 Displaced fracture of proximal phalanx of right little finger CC POA HAC CC/MCC Exc

7th S62.617 Displaced fracture of proximal phalanx of left little finger CC POA HAC CC/MCC Exc

7th S62.618 Displaced fracture of proximal phalanx of other finger CC POA HAC CC/MCC Exc

Displaced fracture of proximal phalanx of specified finger with unspecified laterality

7th S62.619 Displaced fracture of proximal phalanx of unspecified finger CC POA HAC CC/MCC Exc

6th S62.62 Displaced fracture of middle phalanx of finger

- 7th S62.620 Displaced fracture of middle phalanx of right index finger CC POA HAC CC/MCC Exc
- 7th S62.621 Displaced fracture of middle phalanx of left index finger CC POA HAC CC/MCC Exc
- 7th S62.622 Displaced fracture of middle phalanx of right middle finger CC POA HAC CC/MCC Exc
- 7th S62.623 Displaced fracture of middle phalanx of left middle finger CC POA HAC CC/MCC Exc
- 7th S62.624 Displaced fracture of middle phalanx of right ring finger CC POA HAC CC/MCC Exc
- 7th S62.625 Displaced fracture of middle phalanx of left ring finger CC POA HAC CC/MCC Exc
- 7th S62.626 Displaced fracture of middle phalanx of right little finger CC POA HAC CC/MCC Exc
- 7th S62.627 Displaced fracture of middle phalanx of left little finger CC POA HAC CC/MCC Exc
- 7th S62.628 Displaced fracture of middle phalanx of other finger CC POA HAC CC/MCC Exc

  Displaced fracture of middle phalanx of specified finger with unspecified laterality
- 7th S62.629 Displaced fracture of middle phalanx of unspecified finger CC POA HAC CC/MCC Exc

6th S62.63 Displaced fracture of distal phalanx of finger

- 7th S62.630 Displaced fracture of distal phalanx of right index finger CC POA HAC CC/MCC Exc
- 7th S62.631 Displaced fracture of distal phalanx of left index finger CC POA HAC CC/MCC Exc
- 7th S62.632 Displaced fracture of distal phalanx of right middle finger CC POA HAC CC/MCC Exc
- 7th S62.633 Displaced fracture of distal phalanx of left middle finger CC POA HAC CC/MCC Exc
- 7th S62.634 Displaced fracture of distal phalanx of right ring finger CC POA HAC CC/MCC Exc
- 7th S62.635 Displaced fracture of distal phalanx of left ring finger CC POA HAC CC/MCC Exc
- 7th S62.636 Displaced fracture of distal phalanx of right little finger CC POA HAC CC/MCC Exc
- 7th S62.637 Displaced fracture of distal phalanx of left little finger CC POA HAC CC/MCC Exc
- 7th S62.638 Displaced fracture of distal phalanx of other finger CC POA HAC CC/MCC Exc

  Displaced fracture of distal phalanx of specified finger with unspecified laterality
- 7th S62.639 Displaced fracture of distal phalanx of unspecified finger CC POA HAC CC/MCC Exc

6th S62.64 Nondisplaced fracture of proximal phalanx of finger

- 7th S62.640 Nondisplaced fracture of proximal phalanx of right index finger CC POA HAC CC/MCC Exc
- 7th S62.641 Nondisplaced fracture of proximal phalanx of left index finger CC POA HAC CC/MCC Exc
- 7th S62.642 Nondisplaced fracture of proximal phalanx of right middle finger CC POA HAC CC/MCC Exc
- 7th S62.643 Nondisplaced fracture of proximal phalanx of left middle finger CC POA HAC CC/MCC Exc
- 7th S62.644 Nondisplaced fracture of proximal phalanx of right ring finger CC POA HAC CC/MCC Exc
- 7th S62.645 Nondisplaced fracture of proximal phalanx of left ring finger CC POA HAC CC/MCC Exc
- 7th S62.646 Nondisplaced fracture of proximal phalanx of right little finger CC POA HAC CC/MCC Exc
- 7th S62.647 Nondisplaced fracture of proximal phalanx of left little finger CC POA HAC CC/MCC Exc
- 7th S62.648 Nondisplaced fracture of proximal phalanx of other finger CC POA HAC CC/MCC Exc

  Nondisplaced fracture of proximal phalanx of specified finger with unspecified laterality
- 7th S62.649 Nondisplaced fracture of proximal phalanx of unspecified finger CC POA HAC CC/MCC Exc

6th S62.65 Nondisplaced fracture of middle phalanx of finger

- 7th S62.650 Nondisplaced fracture of middle phalanx of right index finger CC POA HAC CC/MCC Exc
- 7th S62.651 Nondisplaced fracture of middle phalanx of left index finger CC POA HAC CC/MCC Exc
- 7th S62.652 Nondisplaced fracture of middle phalanx of right middle finger CC POA HAC CC/MCC Exc
- 7th S62.653 Nondisplaced fracture of middle phalanx of left middle finger CC POA HAC CC/MCC Exc
- 7th S62.654 Nondisplaced fracture of middle phalanx of right ring finger CC POA HAC CC/MCC Exc
- 7th S62.655 Nondisplaced fracture of middle phalanx of left ring finger CC POA HAC CC/MCC Exc
- 7th S62.656 Nondisplaced fracture of middle phalanx of right little finger CC POA HAC CC/MCC Exc
- 7th S62.657 Nondisplaced fracture of middle phalanx of left little finger CC POA HAC CC/MCC Exc
- 7th S62.658 Nondisplaced fracture of middle phalanx of other finger CC POA HAC CC/MCC Exc

  Nondisplaced fracture of middle phalanx of specified finger with unspecified laterality
- 7th S62.659 Nondisplaced fracture of middle phalanx of unspecified finger CC POA HAC CC/MCC Exc

6th S62.66 Nondisplaced fracture of distal phalanx of finger

7th S62.660 Nondisplaced fracture of distal phalanx of right index finger CC POA HAC CC/MCC Exc

7th S62.661 Nondisplaced fracture of distal phalanx of left index finger CC POA HAC CC/MCC Exc

7th S62.662 Nondisplaced fracture of distal phalanx of right middle finger CC POA HAC CC/MCC Exc

7th S62.663 Nondisplaced fracture of distal phalanx of left middle finger CC POA HAC CC/MCC Exc

7th S62.664 Nondisplaced fracture of distal phalanx of right ring finger CC POA HAC CC/MCC Exc

7th S62.665 Nondisplaced fracture of distal phalanx of left ring finger CC POA HAC CC/MCC Exc

7th S62.666 Nondisplaced fracture of distal phalanx of right little finger CC POA HAC CC/MCC Exc

7th S62.667 Nondisplaced fracture of distal phalanx of left little finger CC POA HAC CC/MCC Exc

7th S62.668 Nondisplaced fracture of distal phalanx of other finger CC POA HAC CC/MCC Exc

Nondisplaced fracture of distal phalanx of specified finger with unspecified laterality

7th S62.669 Nondisplaced fracture of distal phalanx of unspecified finger CC POA HAC CC/MCC Exc

▲ 5th S62.9 ►Unspecified fracture of hand◄

▲ x7th S62.90 ►Unspecified fracture of unspecified hand◄ CC POA HAC CC/MCC Exc

▲ x7th S62.91 ►Unspecified fracture of right hand◄ CC POA HAC CC/MCC Exc

▲ x7th S62.92 ►Unspecified fracture of left hand◄ CC POA HAC CC/MCC Exc

4th S63 **Dislocation and sprain of joints and ligaments at wrist and hand level**

INCLUDES *avulsion of joint or ligament at wrist and hand level*
laceration of cartilage, joint or ligament at wrist and hand level
sprain of cartilage, joint or ligament at wrist and hand level
traumatic hemarthrosis of joint or ligament at wrist and hand level
traumatic rupture of joint or ligament at wrist and hand level
traumatic subluxation of joint or ligament at wrist and hand level
traumatic tear of joint or ligament at wrist and hand level

Code also any associated open wound

EXCLUDES2 *strain of muscle, fascia and tendon of wrist and hand (S66.-)*

The appropriate 7th character is to be added to each code from category S63

A = initial encounter

D = subsequent encounter

S = sequela

5th S63.0 Subluxation and dislocation of wrist and hand joints

6th S63.00 Unspecified subluxation and dislocation of wrist and hand

Dislocation of carpal bone NOS

Dislocation of distal end of radius NOS

Subluxation of carpal bone NOS

Subluxation of distal end of radius NOS

7th S63.001 Unspecified subluxation of right wrist and hand POA

7th S63.002 Unspecified subluxation of left wrist and hand POA

7th S63.003 Unspecified subluxation of unspecified wrist and hand POA

7th S63.004 Unspecified dislocation of right wrist and hand POA

7th S63.005 Unspecified dislocation of left wrist and hand POA

7th S63.006 Unspecified dislocation of unspecified wrist and hand POA

6th S63.01 Subluxation and dislocation of distal radioulnar joint

7th S63.011 Subluxation of distal radioulnar joint of right wrist POA

7th S63.012 Subluxation of distal radioulnar joint of left wrist POA

7th S63.013 Subluxation of distal radioulnar joint of unspecified wrist POA

7th S63.014 Dislocation of distal radioulnar joint of right wrist POA

7th S63.015 Dislocation of distal radioulnar joint of left wrist POA

7th S63.016 Dislocation of distal radioulnar joint of unspecified wrist POA

- 6th S63.02 Subluxation and dislocation of radiocarpal joint
  - 7th S63.021 Subluxation of radiocarpal joint of right wrist POA
  - 7th S63.022 Subluxation of radiocarpal joint of left wrist POA
  - 7th S63.023 Subluxation of radiocarpal joint of unspecified wrist POA
  - 7th S63.024 Dislocation of radiocarpal joint of right wrist POA
  - 7th S63.025 Dislocation of radiocarpal joint of left wrist POA
  - 7th S63.026 Dislocation of radiocarpal joint of unspecified wrist POA
- 6th S63.03 Subluxation and dislocation of midcarpal joint
  - 7th S63.031 Subluxation of midcarpal joint of right wrist POA
  - 7th S63.032 Subluxation of midcarpal joint of left wrist POA
  - 7th S63.033 Subluxation of midcarpal joint of unspecified wrist POA
  - 7th S63.034 Dislocation of midcarpal joint of right wrist POA
  - 7th S63.035 Dislocation of midcarpal joint of left wrist POA
  - 7th S63.036 Dislocation of midcarpal joint of unspecified wrist POA

6th S63.04 Subluxation and dislocation of carpometacarpal joint of thumb

EXCLUDES2 *interphalangeal subluxation and dislocation of thumb (S63.1-)*

7th S63.041 Subluxation of carpometacarpal joint of right thumb POA

7th S63.042 Subluxation of carpometacarpal joint of left thumb POA

7th S63.043 Subluxation of carpometacarpal joint of unspecified thumb POA

7th S63.044 Dislocation of carpometacarpal joint of right thumb POA

7th S63.045 Dislocation of carpometacarpal joint of left thumb POA

7th S63.046 Dislocation of carpometacarpal joint of unspecified thumb POA

6th S63.05 Subluxation and dislocation of other carpometacarpal joint

EXCLUDES2 *subluxation and dislocation of carpometacarpal joint of thumb (S63.04-)*

7th S63.051 Subluxation of other carpometacarpal joint of right hand POA

7th S63.052 Subluxation of other carpometacarpal joint of left hand POA

7th S63.053 Subluxation of other carpometacarpal joint of unspecified hand POA

7th S63.054 Dislocation of other carpometacarpal joint of right hand POA

7th S63.055 Dislocation of other carpometacarpal joint of left hand POA

7th S63.056 Dislocation of other carpometacarpal joint of unspecified hand POA

- 6th S63.06 Subluxation and dislocation of metacarpal (bone), proximal end
  - 7th S63.061 Subluxation of metacarpal (bone), proximal end of right hand POA
  - 7th S63.062 Subluxation of metacarpal (bone), proximal end of left hand POA
  - 7th S63.063 Subluxation of metacarpal (bone), proximal end of unspecified hand POA
  - 7th S63.064 Dislocation of metacarpal (bone), proximal end of right hand POA
  - 7th S63.065 Dislocation of metacarpal (bone), proximal end of left hand POA
  - 7th S63.066 Dislocation of metacarpal (bone), proximal end of unspecified hand POA
- 6th S63.07 Subluxation and dislocation of distal end of ulna
  - 7th S63.071 Subluxation of distal end of right ulna POA
  - 7th S63.072 Subluxation of distal end of left ulna POA
  - 7th S63.073 Subluxation of distal end of unspecified ulna POA
  - 7th S63.074 Dislocation of distal end of right ulna POA
  - 7th S63.075 Dislocation of distal end of left ulna POA
  - 7th S63.076 Dislocation of distal end of unspecified ulna POA
- 6th S63.09 Other subluxation and dislocation of wrist and hand
  - 7th S63.091 Other subluxation of right wrist and hand POA
  - 7th S63.092 Other subluxation of left wrist and hand POA
  - 7th S63.093 Other subluxation of unspecified wrist and hand POA
  - 7th S63.094 Other dislocation of right wrist and hand POA
  - 7th S63.095 Other dislocation of left wrist and hand POA
  - 7th S63.096 Other dislocation of unspecified wrist and hand POA

- 5th S63.1 Subluxation and dislocation of thumb
  - 6th S63.10 Unspecified subluxation and dislocation of thumb
    - 7th S63.101 Unspecified subluxation of right thumb POA
    - 7th S63.102 Unspecified subluxation of left thumb POA
    - 7th S63.103 Unspecified subluxation of unspecified thumb POA
    - 7th S63.104 Unspecified dislocation of right thumb POA
    - 7th S63.105 Unspecified dislocation of left thumb POA
    - 7th S63.106 Unspecified dislocation of unspecified thumb POA
  - 6th S63.11 Subluxation and dislocation of metacarpophalangeal joint of thumb
    - 7th S63.111 Subluxation of metacarpophalangeal joint of right thumb POA
    - 7th S63.112 Subluxation of metacarpophalangeal joint of left thumb POA
    - 7th S63.113 Subluxation of metacarpophalangeal joint of unspecified thumb POA
    - 7th S63.114 Dislocation of metacarpophalangeal joint of right thumb POA
    - 7th S63.115 Dislocation of metacarpophalangeal joint of left thumb POA
    - 7th S63.116 Dislocation of metacarpophalangeal joint of unspecified thumb POA
  - 6th S63.12 Subluxation and dislocation of interphalangeal joint of thumb
    - 7th S63.121 Subluxation of interphalangeal joint of right thumb POA
    - 7th S63.122 Subluxation of interphalangeal joint of left thumb POA
    - 7th S63.123 Subluxation of interphalangeal joint of unspecified thumb POA
    - 7th S63.124 Dislocation of interphalangeal joint of right thumb POA
    - 7th S63.125 Dislocation of interphalangeal joint of left thumb POA
    - 7th S63.126 Dislocation of interphalangeal joint of unspecified thumb POA

5th S63.2 Subluxation and dislocation of other finger(s)

EXCLUDES2 *subluxation and dislocation of thumb (S63.1-)*

6th S63.20 Unspecified subluxation of other finger

7th S63.200 Unspecified subluxation of right index finger POA

7th S63.201 Unspecified subluxation of left index finger POA

7th S63.202 Unspecified subluxation of right middle finger POA

7th S63.203 Unspecified subluxation of left middle finger POA

7th S63.204 Unspecified subluxation of right ring finger POA

7th S63.205 Unspecified subluxation of left ring finger POA

7th S63.206 Unspecified subluxation of right little finger POA

7th S63.207 Unspecified subluxation of left little finger POA

7th S63.208 Unspecified subluxation of other finger POA

Unspecified subluxation of specified finger with unspecified laterality

7th S63.209 Unspecified subluxation of unspecified finger POA

6th S63.21 Subluxation of metacarpophalangeal joint of finger

7th S63.210 Subluxation of metacarpophalangeal joint of right index finger POA

7th S63.211 Subluxation of metacarpophalangeal joint of left index finger POA

7th S63.212 Subluxation of metacarpophalangeal joint of right middle finger POA

7th S63.213 Subluxation of metacarpophalangeal joint of left middle finger POA

7th S63.214 Subluxation of metacarpophalangeal joint of right ring finger POA

7th S63.215 Subluxation of metacarpophalangeal joint of left ring finger POA

7th S63.216 Subluxation of metacarpophalangeal joint of right little finger POA

7th S63.217 Subluxation of metacarpophalangeal joint of left little finger POA

7th S63.218 Subluxation of metacarpophalangeal joint of other finger POA

Subluxation of metacarpophalangeal joint of specified finger with unspecified laterality

7th S63.219 Subluxation of metacarpophalangeal joint of unspecified finger POA

6th S63.22 Subluxation of unspecified interphalangeal joint of finger

- 7th S63.220 Subluxation of unspecified interphalangeal joint of right index finger POA
- 7th S63.221 Subluxation of unspecified interphalangeal joint of left index finger POA
- 7th S63.222 Subluxation of unspecified interphalangeal joint of right middle finger POA
- 7th S63.223 Subluxation of unspecified interphalangeal joint of left middle finger POA
- 7th S63.224 Subluxation of unspecified interphalangeal joint of right ring finger POA
- 7th S63.225 Subluxation of unspecified interphalangeal joint of left ring finger POA
- 7th S63.226 Subluxation of unspecified interphalangeal joint of right little finger POA
- 7th S63.227 Subluxation of unspecified interphalangeal joint of left little finger POA
- 7th S63.228 Subluxation of unspecified interphalangeal joint of other finger POA

  Subluxation of unspecified interphalangeal joint of specified finger with unspecified laterality
- 7th S63.229 Subluxation of unspecified interphalangeal joint of unspecified finger POA

6th S63.23 Subluxation of proximal interphalangeal joint of finger

- 7th S63.230 Subluxation of proximal interphalangeal joint of right index finger POA
- 7th S63.231 Subluxation of proximal interphalangeal joint of left index finger POA
- 7th S63.232 Subluxation of proximal interphalangeal joint of right middle finger POA
- 7th S63.233 Subluxation of proximal interphalangeal joint of left middle finger POA
- 7th S63.234 Subluxation of proximal interphalangeal joint of right ring finger POA
- 7th S63.235 Subluxation of proximal interphalangeal joint of left ring finger POA
- 7th S63.236 Subluxation of proximal interphalangeal joint of right little finger POA
- 7th S63.237 Subluxation of proximal interphalangeal joint of left little finger POA
- 7th S63.238 Subluxation of proximal interphalangeal joint of other finger POA

  Subluxation of proximal interphalangeal joint of specified finger with unspecified laterality
- 7th S63.239 Subluxation of proximal interphalangeal joint of unspecified finger POA

6th S63.24 Subluxation of distal interphalangeal joint of finger

- 7th S63.240 Subluxation of distal interphalangeal joint of right index finger POA
- 7th S63.241 Subluxation of distal interphalangeal joint of left index finger POA
- 7th S63.242 Subluxation of distal interphalangeal joint of right middle finger POA
- 7th S63.243 Subluxation of distal interphalangeal joint of left middle finger POA
- 7th S63.244 Subluxation of distal interphalangeal joint of right ring finger POA
- 7th S63.245 Subluxation of distal interphalangeal joint of left ring finger POA
- 7th S63.246 Subluxation of distal interphalangeal joint of right little finger POA
- 7th S63.247 Subluxation of distal interphalangeal joint of left little finger POA
- 7th S63.248 Subluxation of distal interphalangeal joint of other finger POA

  Subluxation of distal interphalangeal joint of specified finger with unspecified laterality
- 7th S63.249 Subluxation of distal interphalangeal joint of unspecified finger POA

6th S63.25 Unspecified dislocation of other finger

- 7th S63.250 Unspecified dislocation of right index finger POA
- 7th S63.251 Unspecified dislocation of left index finger POA
- 7th S63.252 Unspecified dislocation of right middle finger POA
- 7th S63.253 Unspecified dislocation of left middle finger POA
- 7th S63.254 Unspecified dislocation of right ring finger POA
- 7th S63.255 Unspecified dislocation of left ring finger POA
- 7th S63.256 Unspecified dislocation of right little finger POA
- 7th S63.257 Unspecified dislocation of left little finger POA
- 7th S63.258 Unspecified dislocation of other finger POA

  Unspecified dislocation of specified finger with unspecified laterality
- 7th S63.259 Unspecified dislocation of unspecified finger POA

  Unspecified dislocation of unspecified finger with unspecified laterality

6th S63.26 Dislocation of metacarpophalangeal joint of finger

- 7th S63.260 Dislocation of metacarpophalangeal joint of right index finger POA
- 7th S63.261 Dislocation of metacarpophalangeal joint of left index finger POA
- 7th S63.262 Dislocation of metacarpophalangeal joint of right middle finger POA
- 7th S63.263 Dislocation of metacarpophalangeal joint of left middle finger POA
- 7th S63.264 Dislocation of metacarpophalangeal joint of right ring finger POA
- 7th S63.265 Dislocation of metacarpophalangeal joint of left ring finger POA
- 7th S63.266 Dislocation of metacarpophalangeal joint of right little finger POA
- 7th S63.267 Dislocation of metacarpophalangeal joint of left little finger POA
- 7th S63.268 Dislocation of metacarpophalangeal joint of other finger POA

  Dislocation of metacarpophalangeal joint of specified finger with unspecified laterality
- 7th S63.269 Dislocation of metacarpophalangeal joint of unspecified finger POA

6th S63.27 Dislocation of unspecified interphalangeal joint of finger

- 7th S63.270 Dislocation of unspecified interphalangeal joint of right index finger POA
- 7th S63.271 Dislocation of unspecified interphalangeal joint of left index finger POA
- 7th S63.272 Dislocation of unspecified interphalangeal joint of right middle finger POA
- 7th S63.273 Dislocation of unspecified interphalangeal joint of left middle finger POA
- 7th S63.274 Dislocation of unspecified interphalangeal joint of right ring finger POA
- 7th S63.275 Dislocation of unspecified interphalangeal joint of left ring finger POA
- 7th S63.276 Dislocation of unspecified interphalangeal joint of right little finger POA
- 7th S63.277 Dislocation of unspecified interphalangeal joint of left little finger POA
- 7th S63.278 Dislocation of unspecified interphalangeal joint of other finger POA

  Dislocation of unspecified interphalangeal joint of specified finger with unspecified laterality
- 7th S63.279 Dislocation of unspecified interphalangeal joint of unspecified finger POA

  Dislocation of unspecified interphalangeal joint of unspecified finger without specified laterality

6th S63.28 Dislocation of proximal interphalangeal joint of finger

- 7th S63.280 Dislocation of proximal interphalangeal joint of right index finger POA
- 7th S63.281 Dislocation of proximal interphalangeal joint of left index finger POA
- 7th S63.282 Dislocation of proximal interphalangeal joint of right middle finger POA
- 7th S63.283 Dislocation of proximal interphalangeal joint of left middle finger POA
- 7th S63.284 Dislocation of proximal interphalangeal joint of right ring finger POA
- 7th S63.285 Dislocation of proximal interphalangeal joint of left ring finger POA
- 7th S63.286 Dislocation of proximal interphalangeal joint of right little finger POA
- 7th S63.287 Dislocation of proximal interphalangeal joint of left little finger POA
- 7th S63.288 Dislocation of proximal interphalangeal joint of other finger POA

  Dislocation of proximal interphalangeal joint of specified finger with unspecified laterality
- 7th S63.289 Dislocation of proximal interphalangeal joint of unspecified finger POA

6th S63.29 Dislocation of distal interphalangeal joint of finger

- 7th S63.290 Dislocation of distal interphalangeal joint of right index finger POA
- 7th S63.291 Dislocation of distal interphalangeal joint of left index finger POA
- 7th S63.292 Dislocation of distal interphalangeal joint of right middle finger POA
- 7th S63.293 Dislocation of distal interphalangeal joint of left middle finger POA
- 7th S63.294 Dislocation of distal interphalangeal joint of right ring finger POA
- 7th S63.295 Dislocation of distal interphalangeal joint of left ring finger POA
- 7th S63.296 Dislocation of distal interphalangeal joint of right little finger POA
- 7th S63.297 Dislocation of distal interphalangeal joint of left little finger POA
- 7th S63.298 Dislocation of distal interphalangeal joint of other finger POA

  Dislocation of distal interphalangeal joint of specified finger with unspecified laterality
- 7th S63.299 Dislocation of distal interphalangeal joint of unspecified finger POA

- 5th S63.3 Traumatic rupture of ligament of wrist
  - 6th S63.30 Traumatic rupture of unspecified ligament of wrist
    - 7th S63.301 Traumatic rupture of unspecified ligament of right wrist POA
    - 7th S63.302 Traumatic rupture of unspecified ligament of left wrist POA
    - 7th S63.309 Traumatic rupture of unspecified ligament of unspecified wrist POA
  - 6th S63.31 Traumatic rupture of collateral ligament of wrist
    - 7th S63.311 Traumatic rupture of collateral ligament of right wrist POA
    - 7th S63.312 Traumatic rupture of collateral ligament of left wrist POA
    - 7th S63.319 Traumatic rupture of collateral ligament of unspecified wrist POA
  - 6th S63.32 Traumatic rupture of radiocarpal ligament
    - 7th S63.321 Traumatic rupture of right radiocarpal ligament POA
    - 7th S63.322 Traumatic rupture of left radiocarpal ligament POA
    - 7th S63.329 Traumatic rupture of unspecified radiocarpal ligament POA
  - 6th S63.33 Traumatic rupture of ulnocarpal (palmar) ligament
    - 7th S63.331 Traumatic rupture of right ulnocarpal (palmar) ligament POA
    - 7th S63.332 Traumatic rupture of left ulnocarpal (palmar) ligament POA
    - 7th S63.339 Traumatic rupture of unspecified ulnocarpal (palmar) ligament POA
  - 6th S63.39 Traumatic rupture of other ligament of wrist
    - 7th S63.391 Traumatic rupture of other ligament of right wrist POA
    - 7th S63.392 Traumatic rupture of other ligament of left wrist POA
    - 7th S63.399 Traumatic rupture of other ligament of unspecified wrist POA

5th S63.4 Traumatic rupture of ligament of finger at metacarpophalangeal and interphalangeal joint(s)

6th S63.40 Traumatic rupture of unspecified ligament of finger at metacarpophalangeal and interphalangeal joint

7th S63.400 Traumatic rupture of unspecified ligament of right index finger at metacarpophalangeal and interphalangeal joint POA

7th S63.401 Traumatic rupture of unspecified ligament of left index finger at metacarpophalangeal and interphalangeal joint POA

7th S63.402 Traumatic rupture of unspecified ligament of right middle finger at metacarpophalangeal and interphalangeal joint POA

7th S63.403 Traumatic rupture of unspecified ligament of left middle finger at metacarpophalangeal and interphalangeal joint POA

7th S63.404 Traumatic rupture of unspecified ligament of right ring finger at metacarpophalangeal and interphalangeal joint POA

7th S63.405 Traumatic rupture of unspecified ligament of left ring finger at metacarpophalangeal and interphalangeal joint POA

7th S63.406 Traumatic rupture of unspecified ligament of right little finger at metacarpophalangeal and interphalangeal joint POA

7th S63.407 Traumatic rupture of unspecified ligament of left little finger at metacarpophalangeal and interphalangeal joint POA

7th S63.408 Traumatic rupture of unspecified ligament of other finger at metacarpophalangeal and interphalangeal joint POA

Traumatic rupture of unspecified ligament of specified finger with unspecified laterality at metacarpophalangeal and interphalangea

7th S63.409 Traumatic rupture of unspecified ligament of unspecified finger at metacarpophalangeal and interphalangeal joint POA

6th S63.41 Traumatic rupture of collateral ligament of finger at metacarpophalangeal and interphalangeal joint

7th S63.410 Traumatic rupture of collateral ligament of right index finger at metacarpophalangeal and interphalangeal joint POA

7th S63.411 Traumatic rupture of collateral ligament of left index finger at metacarpophalangeal and interphalangeal joint POA

7th S63.412 Traumatic rupture of collateral ligament of right middle finger at metacarpophalangeal and interphalangeal joint POA

7th S63.413 Traumatic rupture of collateral ligament of left middle finger at metacarpophalangeal and interphalangeal joint POA

7th S63.414 Traumatic rupture of collateral ligament of right ring finger at metacarpophalangeal and interphalangeal joint POA

7th S63.415 Traumatic rupture of collateral ligament of left ring finger at metacarpophalangeal and interphalangeal joint POA

7th S63.416 Traumatic rupture of collateral ligament of right little finger at metacarpophalangeal and interphalangeal joint POA

7th S63.417 Traumatic rupture of collateral ligament of left little finger at metacarpophalangeal and interphalangeal joint POA

7th S63.418 Traumatic rupture of collateral ligament of other finger at metacarpophalangeal and interphalangeal joint POA

Traumatic rupture of collateral ligament of specified finger with unspecified laterality at metacarpophalangeal and interphalangeal joint

7th S63.419 Traumatic rupture of collateral ligament of unspecified finger at metacarpophalangeal and interphalangeal joint POA

6th S63.42 Traumatic rupture of palmar ligament of finger at metacarpophalangeal and interphalangeal joint

- 7th S63.420 Traumatic rupture of palmar ligament of right index finger at metacarpophalangeal and interphalangeal joint POA
- 7th S63.421 Traumatic rupture of palmar ligament of left index finger at metacarpophalangeal and interphalangeal joint POA
- 7th S63.422 Traumatic rupture of palmar ligament of right middle finger at metacarpophalangeal and interphalangeal joint POA
- 7th S63.423 Traumatic rupture of palmar ligament of left middle finger at metacarpophalangeal and interphalangeal joint POA
- 7th S63.424 Traumatic rupture of palmar ligament of right ring finger at metacarpophalangeal and interphalangeal joint POA
- 7th S63.425 Traumatic rupture of palmar ligament of left ring finger at metacarpophalangeal and interphalangeal joint POA
- 7th S63.426 Traumatic rupture of palmar ligament of right little finger at metacarpophalangeal and interphalangeal joint POA
- 7th S63.427 Traumatic rupture of palmar ligament of left little finger at metacarpophalangeal and interphalangeal joint POA
- 7th S63.428 Traumatic rupture of palmar ligament of other finger at metacarpophalangeal and interphalangeal joint POA

  Traumatic rupture of palmar ligament of specified finger with unspecified laterality at metacarpophalangeal and interphalangeal joint
- 7th S63.429 Traumatic rupture of palmar ligament of unspecified finger at metacarpophalangeal and interphalangeal joint POA

6th S63.43 Traumatic rupture of volar plate of finger at metacarpophalangeal and interphalangeal joint

- 7th S63.430 Traumatic rupture of volar plate of right index finger at metacarpophalangeal and interphalangeal joint POA
- 7th S63.431 Traumatic rupture of volar plate of left index finger at metacarpophalangeal and interphalangeal joint POA
- 7th S63.432 Traumatic rupture of volar plate of right middle finger at metacarpophalangeal and interphalangeal joint POA
- 7th S63.433 Traumatic rupture of volar plate of left middle finger at metacarpophalangeal and interphalangeal joint POA
- 7th S63.434 Traumatic rupture of volar plate of right ring finger at metacarpophalangeal and interphalangeal joint POA
- 7th S63.435 Traumatic rupture of volar plate of left ring finger at metacarpophalangeal and interphalangeal joint POA
- 7th S63.436 Traumatic rupture of volar plate of right little finger at metacarpophalangeal and interphalangeal joint POA
- 7th S63.437 Traumatic rupture of volar plate of left little finger at metacarpophalangeal and interphalangeal joint POA
- 7th S63.438 Traumatic rupture of volar plate of other finger at metacarpophalangeal and interphalangeal joint POA

  Traumatic rupture of volar plate of specified finger with unspecified laterality at metacarpophalangeal and interphalangeal joint
- 7th S63.439 Traumatic rupture of volar plate of unspecified finger at metacarpophalangeal and interphalangeal joint POA

6th S63.49 Traumatic rupture of other ligament of finger at metacarpophalangeal and interphalangeal joint

- 7th S63.490 Traumatic rupture of other ligament of right index finger at metacarpophalangeal and interphalangeal joint POA
- 7th S63.491 Traumatic rupture of other ligament of left index finger at metacarpophalangeal and interphalangeal joint POA
- 7th S63.492 Traumatic rupture of other ligament of right middle finger at metacarpophalangeal and interphalangeal joint POA
- 7th S63.493 Traumatic rupture of other ligament of left middle finger at metacarpophalangeal and interphalangeal joint POA
- 7th S63.494 Traumatic rupture of other ligament of right ring finger at metacarpophalangeal and interphalangeal joint POA
- 7th S63.495 Traumatic rupture of other ligament of left ring finger at metacarpophalangeal and interphalangeal joint POA
- 7th S63.496 Traumatic rupture of other ligament of right little finger at metacarpophalangeal and interphalangeal joint POA
- 7th S63.497 Traumatic rupture of other ligament of left little finger at metacarpophalangeal and interphalangeal joint POA
- 7th S63.498 Traumatic rupture of other ligament of other finger at metacarpophalangeal and interphalangeal joint POA

  Traumatic rupture of ligament of specified finger with unspecified laterality at metacarpophalangeal and interphalangeal joint
- 7th S63.499 Traumatic rupture of other ligament of unspecified finger at metacarpophalangeal and interphalangeal joint POA

5th S63.5 Other and unspecified sprain of wrist

- 6th S63.50 Unspecified sprain of wrist
  - 7th S63.501 Unspecified sprain of right wrist POA
  - 7th S63.502 Unspecified sprain of left wrist POA
  - 7th S63.509 Unspecified sprain of unspecified wrist POA
- 6th S63.51 Sprain of carpal (joint)
  - 7th S63.511 Sprain of carpal joint of right wrist POA
  - 7th S63.512 Sprain of carpal joint of left wrist POA
  - 7th S63.519 Sprain of carpal joint of unspecified wrist POA
- 6th S63.52 Sprain of radiocarpal joint
  - EXCLUDES1 *traumatic rupture of radiocarpal ligament (S63.32-)*
  - 7th S63.521 Sprain of radiocarpal joint of right wrist POA
  - 7th S63.522 Sprain of radiocarpal joint of left wrist POA
  - 7th S63.529 Sprain of radiocarpal joint of unspecified wrist POA
- 6th S63.59 Other specified sprain of wrist
  - 7th S63.591 Other specified sprain of right wrist POA
  - 7th S63.592 Other specified sprain of left wrist POA
  - 7th S63.599 Other specified sprain of unspecified wrist POA

5th S63.6 Other and unspecified sprain of finger(s)

EXCLUDES1 *traumatic rupture of ligament of finger at metacarpophalangeal and interphalangeal joint(s) (S63.4-)*

6th S63.60 Unspecified sprain of thumb

7th S63.601 Unspecified sprain of right thumb POA

7th S63.602 Unspecified sprain of left thumb POA

7th S63.609 Unspecified sprain of unspecified thumb POA

6th S63.61 Unspecified sprain of other and unspecified finger(s)

7th S63.610 Unspecified sprain of right index finger POA

7th S63.611 Unspecified sprain of left index finger POA

7th S63.612 Unspecified sprain of right middle finger POA

7th S63.613 Unspecified sprain of left middle finger POA

7th S63.614 Unspecified sprain of right ring finger POA

7th S63.615 Unspecified sprain of left ring finger POA

7th S63.616 Unspecified sprain of right little finger POA

7th S63.617 Unspecified sprain of left little finger POA

7th S63.618 Unspecified sprain of other finger POA

Unspecified sprain of specified finger with unspecified laterality

7th S63.619 Unspecified sprain of unspecified finger POA

6th S63.62 Sprain of interphalangeal joint of thumb
- 7th S63.621 Sprain of interphalangeal joint of right thumb POA
- 7th S63.622 Sprain of interphalangeal joint of left thumb POA
- 7th S63.629 Sprain of interphalangeal joint of unspecified thumb POA

6th S63.63 Sprain of interphalangeal joint of other and unspecified finger(s)
- 7th S63.630 Sprain of interphalangeal joint of right index finger POA
- 7th S63.631 Sprain of interphalangeal joint of left index finger POA
- 7th S63.632 Sprain of interphalangeal joint of right middle finger POA
- 7th S63.633 Sprain of interphalangeal joint of left middle finger POA
- 7th S63.634 Sprain of interphalangeal joint of right ring finger POA
- 7th S63.635 Sprain of interphalangeal joint of left ring finger POA
- 7th S63.636 Sprain of interphalangeal joint of right little finger POA
- 7th S63.637 Sprain of interphalangeal joint of left little finger POA
- 7th S63.638 Sprain of interphalangeal joint of other finger POA
- 7th S63.639 Sprain of interphalangeal joint of unspecified finger POA

6th S63.64 Sprain of metacarpophalangeal joint of thumb
- 7th S63.641 Sprain of metacarpophalangeal joint of right thumb POA
- 7th S63.642 Sprain of metacarpophalangeal joint of left thumb POA
- 7th S63.649 Sprain of metacarpophalangeal joint of unspecified thumb POA

6th S63.65 Sprain of metacarpophalangeal joint of other and unspecified finger(s)

- 7th S63.650 Sprain of metacarpophalangeal joint of right index finger POA
- 7th S63.651 Sprain of metacarpophalangeal joint of left index finger POA
- 7th S63.652 Sprain of metacarpophalangeal joint of right middle finger POA
- 7th S63.653 Sprain of metacarpophalangeal joint of left middle finger POA
- 7th S63.654 Sprain of metacarpophalangeal joint of right ring finger POA
- 7th S63.655 Sprain of metacarpophalangeal joint of left ring finger POA
- 7th S63.656 Sprain of metacarpophalangeal joint of right little finger POA
- 7th S63.657 Sprain of metacarpophalangeal joint of left little finger POA
- 7th S63.658 Sprain of metacarpophalangeal joint of other finger POA

  Sprain of metacarpophalangeal joint of specified finger with unspecified laterality
- 7th S63.659 Sprain of metacarpophalangeal joint of unspecified finger POA

6th S63.68 Other sprain of thumb

- 7th S63.681 Other sprain of right thumb POA
- 7th S63.682 Other sprain of left thumb POA
- 7th S63.689 Other sprain of unspecified thumb POA

6th S63.69 Other sprain of other and unspecified finger(s)
7th S63.690 Other sprain of right index finger POA
7th S63.691 Other sprain of left index finger POA
7th S63.692 Other sprain of right middle finger POA
7th S63.693 Other sprain of left middle finger POA
7th S63.694 Other sprain of right ring finger POA
7th S63.695 Other sprain of left ring finger POA
7th S63.696 Other sprain of right little finger POA
7th S63.697 Other sprain of left little finger POA
7th S63.698 Other sprain of other finger POA
Other sprain of specified finger with unspecified laterality
7th S63.699 Other sprain of unspecified finger POA
5th S63.8 Sprain of other part of wrist and hand
6th S63.8X Sprain of other part of wrist and hand
7th S63.8X1 Sprain of other part of right wrist and hand POA
7th S63.8X2 Sprain of other part of left wrist and hand POA
7th S63.8X9 Sprain of other part of unspecified wrist and hand POA
5th S63.9 Sprain of unspecified part of wrist and hand
x7th S63.90 Sprain of unspecified part of unspecified wrist and hand POA
x7th S63.91 Sprain of unspecified part of right wrist and hand POA
x7th S63.92 Sprain of unspecified part of left wrist and hand POA

4th S64 Injury of nerves at wrist and hand level

Code also any associated open wound (S61.-)

The appropriate 7th character is to be added to each code from category S64

A = initial encounter

D = subsequent encounter

S = sequela

5th S64.0 Injury of ulnar nerve at wrist and hand level

x7th S64.00 Injury of ulnar nerve at wrist and hand level of unspecified arm POA

x7th S64.01 Injury of ulnar nerve at wrist and hand level of right arm POA

x7th S64.02 Injury of ulnar nerve at wrist and hand level of left arm POA

5th S64.1 Injury of median nerve at wrist and hand level

x7th S64.10 Injury of median nerve at wrist and hand level of unspecified arm POA

x7th S64.11 Injury of median nerve at wrist and hand level of right arm POA

x7th S64.12 Injury of median nerve at wrist and hand level of left arm POA

5th S64.2 Injury of radial nerve at wrist and hand level

x7th S64.20 Injury of radial nerve at wrist and hand level of unspecified arm POA

x7th S64.21 Injury of radial nerve at wrist and hand level of right arm POA

x7th S64.22 Injury of radial nerve at wrist and hand level of left arm POA

- 5th S64.3 Injury of digital nerve of thumb
  - x7th S64.30 Injury of digital nerve of unspecified thumb POA
  - x7th S64.31 Injury of digital nerve of right thumb POA
  - x7th S64.32 Injury of digital nerve of left thumb POA
- 5th S64.4 Injury of digital nerve of other and unspecified finger
  - x7th S64.40 Injury of digital nerve of unspecified finger POA
  - 6th S64.49 Injury of digital nerve of other finger
    - 7th S64.490 Injury of digital nerve of right index finger POA
    - 7th S64.491 Injury of digital nerve of left index finger POA
    - 7th S64.492 Injury of digital nerve of right middle finger POA
    - 7th S64.493 Injury of digital nerve of left middle finger POA
    - 7th S64.494 Injury of digital nerve of right ring finger POA
    - 7th S64.495 Injury of digital nerve of left ring finger POA
    - 7th S64.496 Injury of digital nerve of right little finger POA
    - 7th S64.497 Injury of digital nerve of left little finger POA
    - 7th S64.498 Injury of digital nerve of other finger POA

      Injury of digital nerve of specified finger with unspecified laterality
- 5th S64.8 Injury of other nerves at wrist and hand level
  - 6th S64.8X Injury of other nerves at wrist and hand level
    - 7th S64.8X1 Injury of other nerves at wrist and hand level of right arm POA
    - 7th S64.8X2 Injury of other nerves at wrist and hand level of left arm POA
    - 7th S64.8X9 Injury of other nerves at wrist and hand level of unspecified arm POA
- 5th S64.9 Injury of unspecified nerve at wrist and hand level
  - x7th S64.90 Injury of unspecified nerve at wrist and hand level of unspecified arm POA
  - x7th S64.91 Injury of unspecified nerve at wrist and hand level of right arm POA
  - x7th S64.92 Injury of unspecified nerve at wrist and hand level of left arm POA

4th S65 Injury of blood vessels at wrist and hand level

Code also any associated open wound (S61.-)

The appropriate 7th character is to be added to each code from category S65

A = initial encounter

D = subsequent encounter

S = sequela

5th S65.0 Injury of ulnar artery at wrist and hand level

6th S65.00 Unspecified injury of ulnar artery at wrist and hand level

7th S65.001 Unspecified injury of ulnar artery at wrist and hand level of right arm CC POA CC/MCC Exc

7th S65.002 Unspecified injury of ulnar artery at wrist and hand level of left arm CC POA CC/MCC Exc

7th S65.009 Unspecified injury of ulnar artery at wrist and hand level of unspecified arm CC POA CC/MCC Exc

6th S65.01 Laceration of ulnar artery at wrist and hand level

7th S65.011 Laceration of ulnar artery at wrist and hand level of right arm CC POA CC/MCC Exc

7th S65.012 Laceration of ulnar artery at wrist and hand level of left arm CC POA CC/MCC Exc

7th S65.019 Laceration of ulnar artery at wrist and hand level of unspecified arm CC POA CC/MCC Exc

6th S65.09 Other specified injury of ulnar artery at wrist and hand level

7th S65.091 Other specified injury of ulnar artery at wrist and hand level of right arm CC POA CC/MCC Exc

7th S65.092 Other specified injury of ulnar artery at wrist and hand level of left arm CC POA CC/MCC Exc

7th S65.099 Other specified injury of ulnar artery at wrist and hand level of unspecified arm CC POA CC/MCC Exc

5th S65.1 Injury of radial artery at wrist and hand level

6th S65.10 Unspecified injury of radial artery at wrist and hand level

7th S65.101 Unspecified injury of radial artery at wrist and hand level of right arm CC POA CC/MCC Exc

7th S65.102 Unspecified injury of radial artery at wrist and hand level of left arm CC POA CC/MCC Exc

7th S65.109 Unspecified injury of radial artery at wrist and hand level of unspecified arm CC POA CC/MCC Exc

6th S65.11 Laceration of radial artery at wrist and hand level

7th S65.111 Laceration of radial artery at wrist and hand level of right arm CC POA CC/MCC Exc

7th S65.112 Laceration of radial artery at wrist and hand level of left arm CC POA CC/MCC Exc

7th S65.119 Laceration of radial artery at wrist and hand level of unspecified arm CC POA CC/MCC Exc

6th S65.19 Other specified injury of radial artery at wrist and hand level

7th S65.191 Other specified injury of radial artery at wrist and hand level of right arm CC POA CC/MCC Exc

7th S65.192 Other specified injury of radial artery at wrist and hand level of left arm CC POA CC/MCC Exc

7th S65.199 Other specified injury of radial artery at wrist and hand level of unspecified arm CC POA CC/MCC Exc

5th S65.2 Injury of superficial palmar arch

6th S65.20 Unspecified injury of superficial palmar arch

7th S65.201 Unspecified injury of superficial palmar arch of right hand CC POA CC/MCC Exc

7th S65.202 Unspecified injury of superficial palmar arch of left hand CC POA CC/MCC Exc

7th S65.209 Unspecified injury of superficial palmar arch of unspecified hand CC POA CC/MCC Exc

6th S65.21 Laceration of superficial palmar arch

7th S65.211 Laceration of superficial palmar arch of right hand CC POA CC/MCC Exc

7th S65.212 Laceration of superficial palmar arch of left hand CC POA CC/MCC Exc

7th S65.219 Laceration of superficial palmar arch of unspecified hand CC POA CC/MCC Exc

6th S65.29 Other specified injury of superficial palmar arch

7th S65.291 Other specified injury of superficial palmar arch of right hand CC POA CC/MCC Exc

7th S65.292 Other specified injury of superficial palmar arch of left hand CC POA CC/MCC Exc

7th S65.299 Other specified injury of superficial palmar arch of unspecified hand CC POA CC/MCC Exc

- 5th S65.3 Injury of deep palmar arch
  - 6th S65.30 Unspecified injury of deep palmar arch
    - 7th S65.301 Unspecified injury of deep palmar arch of right hand CC POA CC/MCC Exc
    - 7th S65.302 Unspecified injury of deep palmar arch of left hand CC POA CC/MCC Exc
    - 7th S65.309 Unspecified injury of deep palmar arch of unspecified hand CC POA CC/MCC Exc
  - 6th S65.31 Laceration of deep palmar arch
    - 7th S65.311 Laceration of deep palmar arch of right hand CC POA CC/MCC Exc
    - 7th S65.312 Laceration of deep palmar arch of left hand CC POA CC/MCC Exc
    - 7th S65.319 Laceration of deep palmar arch of unspecified hand CC POA CC/MCC Exc
  - 6th S65.39 Other specified injury of deep palmar arch
    - 7th S65.391 Other specified injury of deep palmar arch of right hand CC POA CC/MCC Exc
    - 7th S65.392 Other specified injury of deep palmar arch of left hand CC POA CC/MCC Exc
    - 7th S65.399 Other specified injury of deep palmar arch of unspecified hand CC POA CC/MCC Exc
- 5th S65.4 Injury of blood vessel of thumb
  - 6th S65.40 Unspecified injury of blood vessel of thumb
    - 7th S65.401 Unspecified injury of blood vessel of right thumb CC POA CC/MCC Exc
    - 7th S65.402 Unspecified injury of blood vessel of left thumb CC POA CC/MCC Exc
    - 7th S65.409 Unspecified injury of blood vessel of unspecified thumb CC POA CC/MCC Exc
  - 6th S65.41 Laceration of blood vessel of thumb
    - 7th S65.411 Laceration of blood vessel of right thumb CC POA CC/MCC Exc
    - 7th S65.412 Laceration of blood vessel of left thumb CC POA CC/MCC Exc
    - 7th S65.419 Laceration of blood vessel of unspecified thumb CC POA CC/MCC Exc
  - 6th S65.49 Other specified injury of blood vessel of thumb
    - 7th S65.491 Other specified injury of blood vessel of right thumb CC POA CC/MCC Exc
    - 7th S65.492 Other specified injury of blood vessel of left thumb CC POA CC/MCC Exc
    - 7th S65.499 Other specified injury of blood vessel of unspecified thumb CC POA CC/MCC Exc

5th S65.5 Injury of blood vessel of other and unspecified finger

6th S65.50 Unspecified injury of blood vessel of other and unspecified finger

7th S65.500 Unspecified injury of blood vessel of right index finger CC POA CC/MCC Exc

7th S65.501 Unspecified injury of blood vessel of left index finger CC POA CC/MCC Exc

7th S65.502 Unspecified injury of blood vessel of right middle finger CC POA CC/MCC Exc

7th S65.503 Unspecified injury of blood vessel of left middle finger CC POA CC/MCC Exc

7th S65.504 Unspecified injury of blood vessel of right ring finger CC POA CC/MCC Exc

7th S65.505 Unspecified injury of blood vessel of left ring finger CC POA CC/MCC Exc

7th S65.506 Unspecified injury of blood vessel of right little finger CC POA CC/MCC Exc

7th S65.507 Unspecified injury of blood vessel of left little finger CC POA CC/MCC Exc

7th S65.508 Unspecified injury of blood vessel of other finger CC POA CC/MCC Exc

Unspecified injury of blood vessel of specified finger with unspecified laterality

7th S65.509 Unspecified injury of blood vessel of unspecified finger CC POA CC/MCC Exc

6th S65.51 Laceration of blood vessel of other and unspecified finger

7th S65.510 Laceration of blood vessel of right index finger CC POA CC/MCC Exc

7th S65.511 Laceration of blood vessel of left index finger CC POA CC/MCC Exc

7th S65.512 Laceration of blood vessel of right middle finger CC POA CC/MCC Exc

7th S65.513 Laceration of blood vessel of left middle finger CC POA CC/MCC Exc

7th S65.514 Laceration of blood vessel of right ring finger CC POA CC/MCC Exc

7th S65.515 Laceration of blood vessel of left ring finger CC POA CC/MCC Exc

7th S65.516 Laceration of blood vessel of right little finger CC POA CC/MCC Exc

7th S65.517 Laceration of blood vessel of left little finger CC POA CC/MCC Exc

7th S65.518 Laceration of blood vessel of other finger CC POA CC/MCC Exc

Laceration of blood vessel of specified finger with unspecified laterality

7th S65.519 Laceration of blood vessel of unspecified finger CC POA CC/MCC Exc

6th S65.59 Other specified injury of blood vessel of other and unspecified finger
- 7th S65.590 Other specified injury of blood vessel of right index finger CC POA CC/MCC Exc
- 7th S65.591 Other specified injury of blood vessel of left index finger CC POA CC/MCC Exc
- 7th S65.592 Other specified injury of blood vessel of right middle finger CC POA CC/MCC Exc
- 7th S65.593 Other specified injury of blood vessel of left middle finger CC POA CC/MCC Exc
- 7th S65.594 Other specified injury of blood vessel of right ring finger CC POA CC/MCC Exc
- 7th S65.595 Other specified injury of blood vessel of left ring finger CC POA CC/MCC Exc
- 7th S65.596 Other specified injury of blood vessel of right little finger CC POA CC/MCC Exc
- 7th S65.597 Other specified injury of blood vessel of left little finger CC POA CC/MCC Exc
- 7th S65.598 Other specified injury of blood vessel of other finger CC POA CC/MCC Exc

  Other specified injury of blood vessel of specified finger with unspecified laterality
- 7th S65.599 Other specified injury of blood vessel of unspecified finger CC POA CC/MCC Exc

5th S65.8 Injury of other blood vessels at wrist and hand level
- 6th S65.80 Unspecified injury of other blood vessels at wrist and hand level
  - 7th S65.801 Unspecified injury of other blood vessels at wrist and hand level of right arm CC POA CC/MCC Exc
  - 7th S65.802 Unspecified injury of other blood vessels at wrist and hand level of left arm CC POA CC/MCC Exc
  - 7th S65.809 Unspecified injury of other blood vessels at wrist and hand level of unspecified arm CC POA CC/MCC Exc
- 6th S65.81 Laceration of other blood vessels at wrist and hand level
  - 7th S65.811 Laceration of other blood vessels at wrist and hand level of right arm CC POA CC/MCC Exc
  - 7th S65.812 Laceration of other blood vessels at wrist and hand level of left arm CC POA CC/MCC Exc
  - 7th S65.819 Laceration of other blood vessels at wrist and hand level of unspecified arm CC POA CC/MCC Exc
- 6th S65.89 Other specified injury of other blood vessels at wrist and hand level
  - 7th S65.891 Other specified injury of other blood vessels at wrist and hand level of right arm CC POA CC/MCC Exc
  - 7th S65.892 Other specified injury of other blood vessels at wrist and hand level of left arm CC POA CC/MCC Exc
  - 7th S65.899 Other specified injury of other blood vessels at wrist and hand level of unspecified arm CC POA CC/MCC Exc

5th S65.9 Injury of unspecified blood vessel at wrist and hand level

6th S65.90 Unspecified injury of unspecified blood vessel at wrist and hand level

7th S65.901 Unspecified injury of unspecified blood vessel at wrist and hand level of right arm CC POA CC/MCC Exc

7th S65.902 Unspecified injury of unspecified blood vessel at wrist and hand level of left arm CC POA CC/MCC Exc

7th S65.909 Unspecified injury of unspecified blood vessel at wrist and hand level of unspecified arm CC POA CC/MCC Exc

6th S65.91 Laceration of unspecified blood vessel at wrist and hand level

7th S65.911 Laceration of unspecified blood vessel at wrist and hand level of right arm CC POA CC/MCC Exc

7th S65.912 Laceration of unspecified blood vessel at wrist and hand level of left arm CC POA CC/MCC Exc

7th S65.919 Laceration of unspecified blood vessel at wrist and hand level of unspecified arm CC POA CC/MCC Exc

6th S65.99 Other specified injury of unspecified blood vessel at wrist and hand level

7th S65.991 Other specified injury of unspecified blood vessel at wrist and hand of right arm CC POA CC/MCC Exc

7th S65.992 Other specified injury of unspecified blood vessel at wrist and hand of left arm CC POA CC/MCC Exc

7th S65.999 Other specified injury of unspecified blood vessel at wrist and hand of unspecified arm CC POA CC/MCC Exc

4th S66 Injury of muscle, fascia and tendon at wrist and hand level

Code also any associated open wound (S61.-)

EXCLUDES2 *sprain of joints and ligaments of wrist and hand (S63.-)*

The appropriate 7th character is to be added to each code from category S66

A = initial encounter

D = subsequent encounter

S = sequela

- 5th S66.0 Injury of long flexor muscle, fascia and tendon of thumb at wrist and hand level
  - 6th S66.00 Unspecified injury of long flexor muscle, fascia and tendon of thumb at wrist and hand level
    - 7th S66.001 Unspecified injury of long flexor muscle, fascia and tendon of right thumb at wrist and hand level POA
    - 7th S66.002 Unspecified injury of long flexor muscle, fascia and tendon of left thumb at wrist and hand level POA
    - 7th S66.009 Unspecified injury of long flexor muscle, fascia and tendon of unspecified thumb at wrist and hand level POA
  - 6th S66.01 Strain of long flexor muscle, fascia and tendon of thumb at wrist and hand level
    - 7th S66.011 Strain of long flexor muscle, fascia and tendon of right thumb at wrist and hand level POA
    - 7th S66.012 Strain of long flexor muscle, fascia and tendon of left thumb at wrist and hand level POA
    - 7th S66.019 Strain of long flexor muscle, fascia and tendon of unspecified thumb at wrist and hand level POA
  - 6th S66.02 Laceration of long flexor muscle, fascia and tendon of thumb at wrist and hand level
    - 7th S66.021 Laceration of long flexor muscle, fascia and tendon of right thumb at wrist and hand level CC POA CC/MCC Exc
    - 7th S66.022 Laceration of long flexor muscle, fascia and tendon of left thumb at wrist and hand level CC POA CC/MCC Exc
    - 7th S66.029 Laceration of long flexor muscle, fascia and tendon of unspecified thumb at wrist and hand level CC POA CC/MCC Exc
  - 6th S66.09 Other specified injury of long flexor muscle, fascia and tendon of thumb at wrist and hand level
    - 7th S66.091 Other specified injury of long flexor muscle, fascia and tendon of right thumb at wrist and hand level POA
    - 7th S66.092 Other specified injury of long flexor muscle, fascia and tendon of left thumb at wrist and hand level POA
    - 7th S66.099 Other specified injury of long flexor muscle, fascia and tendon of unspecified thumb at wrist and hand level POA

5th S66.1 Injury of flexor muscle, fascia and tendon of other and unspecified finger at wrist and hand level

EXCLUDES2 *Injury of long flexor muscle, fascia and tendon of thumb at wrist and hand level (S66.0-)*

6th S66.10 Unspecified injury of flexor muscle, fascia and tendon of other and unspecified finger at wrist and hand level

7th S66.100 Unspecified injury of flexor muscle, fascia and tendon of right index finger at wrist and hand level POA

7th S66.101 Unspecified injury of flexor muscle, fascia and tendon of left index finger at wrist and hand level POA

7th S66.102 Unspecified injury of flexor muscle, fascia and tendon of right middle finger at wrist and hand level POA

7th S66.103 Unspecified injury of flexor muscle, fascia and tendon of left middle finger at wrist and hand level POA

7th S66.104 Unspecified injury of flexor muscle, fascia and tendon of right ring finger at wrist and hand level POA

7th S66.105 Unspecified injury of flexor muscle, fascia and tendon of left ring finger at wrist and hand level POA

7th S66.106 Unspecified injury of flexor muscle, fascia and tendon of right little finger at wrist and hand level POA

7th S66.107 Unspecified injury of flexor muscle, fascia and tendon of left little finger at wrist and hand level POA

7th S66.108 Unspecified injury of flexor muscle, fascia and tendon of other finger at wrist and hand level POA

Unspecified injury of flexor muscle, fascia and tendon of specified finger with unspecified laterality at wrist and hand level

7th S66.109 Unspecified injury of flexor muscle, fascia and tendon of unspecified finger at wrist and hand level POA

6th S66.11 Strain of flexor muscle, fascia and tendon of other and unspecified finger at wrist and hand level

7th S66.110 Strain of flexor muscle, fascia and tendon of right index finger at wrist and hand level POA

7th S66.111 Strain of flexor muscle, fascia and tendon of left index finger at wrist and hand level POA

7th S66.112 Strain of flexor muscle, fascia and tendon of right middle finger at wrist and hand level POA

7th S66.113 Strain of flexor muscle, fascia and tendon of left middle finger at wrist and hand level POA

7th S66.114 Strain of flexor muscle, fascia and tendon of right ring finger at wrist and hand level POA

7th S66.115 Strain of flexor muscle, fascia and tendon of left ring finger at wrist and hand level POA

7th S66.116 Strain of flexor muscle, fascia and tendon of right little finger at wrist and hand level POA

7th S66.117 Strain of flexor muscle, fascia and tendon of left little finger at wrist and hand level POA

7th S66.118 Strain of flexor muscle, fascia and tendon of other finger at wrist and hand level POA

Strain of flexor muscle, fascia and tendon of specified finger with unspecified laterality at wrist and hand level

7th S66.119 Strain of flexor muscle, fascia and tendon of unspecified finger at wrist and hand level POA

6th S66.12 Laceration of flexor muscle, fascia and tendon of other and unspecified finger at wrist and hand level

- 7th S66.120 Laceration of flexor muscle, fascia and tendon of right index finger at wrist and hand level CC POA CC/MCC Exc
- 7th S66.121 Laceration of flexor muscle, fascia and tendon of left index finger at wrist and hand level CC POA CC/MCC Exc
- 7th S66.122 Laceration of flexor muscle, fascia and tendon of right middle finger at wrist and hand level CC POA CC/MCC Exc
- 7th S66.123 Laceration of flexor muscle, fascia and tendon of left middle finger at wrist and hand level CC POA CC/MCC Exc
- 7th S66.124 Laceration of flexor muscle, fascia and tendon of right ring finger at wrist and hand level CC POA CC/MCC Exc
- 7th S66.125 Laceration of flexor muscle, fascia and tendon of left ring finger at wrist and hand level CC POA CC/MCC Exc
- 7th S66.126 Laceration of flexor muscle, fascia and tendon of right little finger at wrist and hand level CC POA CC/MCC Exc
- 7th S66.127 Laceration of flexor muscle, fascia and tendon of left little finger at wrist and hand level CC POA CC/MCC Exc
- 7th S66.128 Laceration of flexor muscle, fascia and tendon of other finger at wrist and hand level CC POA CC/MCC Exc

Laceration of flexor muscle, fascia and tendon of specified finger with unspecified laterality at wrist and hand level

- 7th S66.129 Laceration of flexor muscle, fascia and tendon of unspecified finger at wrist and hand level CC POA CC/MCC Exc

6th S66.19 Other injury of flexor muscle, fascia and tendon of other and unspecified finger at wrist and hand level

- 7th S66.190 Other injury of flexor muscle, fascia and tendon of right index finger at wrist and hand level POA
- 7th S66.191 Other injury of flexor muscle, fascia and tendon of left index finger at wrist and hand level POA
- 7th S66.192 Other injury of flexor muscle, fascia and tendon of right middle finger at wrist and hand level POA
- 7th S66.193 Other injury of flexor muscle, fascia and tendon of left middle finger at wrist and hand level POA
- 7th S66.194 Other injury of flexor muscle, fascia and tendon of right ring finger at wrist and hand level POA
- 7th S66.195 Other injury of flexor muscle, fascia and tendon of left ring finger at wrist and hand level POA
- 7th S66.196 Other injury of flexor muscle, fascia and tendon of right little finger at wrist and hand level POA
- 7th S66.197 Other injury of flexor muscle, fascia and tendon of left little finger at wrist and hand level POA
- 7th S66.198 Other injury of flexor muscle, fascia and tendon of other finger at wrist and hand level POA

Other injury of flexor muscle, fascia and tendon of specified finger with unspecified laterality at wrist and hand level

- 7th S66.199 Other injury of flexor muscle, fascia and tendon of unspecified finger at wrist and hand level POA

5th S66.2 Injury of extensor muscle, fascia and tendon of thumb at wrist and hand level

- 6th S66.20 Unspecified injury of extensor muscle, fascia and tendon of thumb at wrist and hand level
  - 7th S66.201 Unspecified injury of extensor muscle, fascia and tendon of right thumb at wrist and hand level POA
  - 7th S66.202 Unspecified injury of extensor muscle, fascia and tendon of left thumb at wrist and hand level POA
  - 7th S66.209 Unspecified injury of extensor muscle, fascia and tendon of unspecified thumb at wrist and hand level POA
- 6th S66.21 Strain of extensor muscle, fascia and tendon of thumb at wrist and hand level
  - 7th S66.211 Strain of extensor muscle, fascia and tendon of right thumb at wrist and hand level POA
  - 7th S66.212 Strain of extensor muscle, fascia and tendon of left thumb at wrist and hand level POA
  - 7th S66.219 Strain of extensor muscle, fascia and tendon of unspecified thumb at wrist and hand level POA
- 6th S66.22 Laceration of extensor muscle, fascia and tendon of thumb at wrist and hand level
  - 7th S66.221 Laceration of extensor muscle, fascia and tendon of right thumb at wrist and hand level CC POA CC/MCC Exc
  - 7th S66.222 Laceration of extensor muscle, fascia and tendon of left thumb at wrist and hand level CC POA CC/MCC Exc
  - 7th S66.229 Laceration of extensor muscle, fascia and tendon of unspecified thumb at wrist and hand level CC POA CC/MCC Exc
- 6th S66.29 Other specified injury of extensor muscle, fascia and tendon of thumb at wrist and hand level
  - 7th S66.291 Other specified injury of extensor muscle, fascia and tendon of right thumb at wrist and hand level POA
  - 7th S66.292 Other specified injury of extensor muscle, fascia and tendon of left thumb at wrist and hand level POA
  - 7th S66.299 Other specified injury of extensor muscle, fascia and tendon of unspecified thumb at wrist and hand level POA

5th S66.3 Injury of extensor muscle, fascia and tendon of other and unspecified finger at wrist and hand level

EXCLUDES2 *Injury of extensor muscle, fascia and tendon of thumb at wrist and hand level (S66.2-)*

6th S66.30 Unspecified injury of extensor muscle, fascia and tendon of other and unspecified finger at wrist and hand level

7th S66.300 Unspecified injury of extensor muscle, fascia and tendon of right index finger at wrist and hand level POA

7th S66.301 Unspecified injury of extensor muscle, fascia and tendon of left index finger at wrist and hand level POA

7th S66.302 Unspecified injury of extensor muscle, fascia and tendon of right middle finger at wrist and hand level POA

7th S66.303 Unspecified injury of extensor muscle, fascia and tendon of left middle finger at wrist and hand level POA

7th S66.304 Unspecified injury of extensor muscle, fascia and tendon of right ring finger at wrist and hand level POA

7th S66.305 Unspecified injury of extensor muscle, fascia and tendon of left ring finger at wrist and hand level POA

7th S66.306 Unspecified injury of extensor muscle, fascia and tendon of right little finger at wrist and hand level POA

7th S66.307 Unspecified injury of extensor muscle, fascia and tendon of left little finger at wrist and hand level POA

7th S66.308 Unspecified injury of extensor muscle, fascia and tendon of other finger at wrist and hand level POA

Unspecified injury of extensor muscle, fascia and tendon of specified finger with unspecified laterality at wrist and hand level

7th S66.309 Unspecified injury of extensor muscle, fascia and tendon of unspecified finger at wrist and hand level POA

6th S66.31 Strain of extensor muscle, fascia and tendon of other and unspecified finger at wrist and hand level

7th S66.310 Strain of extensor muscle, fascia and tendon of right index finger at wrist and hand level POA

7th S66.311 Strain of extensor muscle, fascia and tendon of left index finger at wrist and hand level POA

7th S66.312 Strain of extensor muscle, fascia and tendon of right middle finger at wrist and hand level POA

7th S66.313 Strain of extensor muscle, fascia and tendon of left middle finger at wrist and hand level POA

7th S66.314 Strain of extensor muscle, fascia and tendon of right ring finger at wrist and hand level POA

7th S66.315 Strain of extensor muscle, fascia and tendon of left ring finger at wrist and hand level POA

7th S66.316 Strain of extensor muscle, fascia and tendon of right little finger at wrist and hand level POA

7th S66.317 Strain of extensor muscle, fascia and tendon of left little finger at wrist and hand level POA

7th S66.318 Strain of extensor muscle, fascia and tendon of other finger at wrist and hand level POA

Strain of extensor muscle, fascia and tendon of specified finger with unspecified laterality at wrist and hand level

7th S66.319 Strain of extensor muscle, fascia and tendon of unspecified finger at wrist and hand level POA

6th S66.32 Laceration of extensor muscle, fascia and tendon of other and unspecified finger at wrist and hand level

- 7th S66.320 Laceration of extensor muscle, fascia and tendon of right index finger at wrist and hand level CC POA CC/MCC Exc
- 7th S66.321 Laceration of extensor muscle, fascia and tendon of left index finger at wrist and hand level CC POA CC/MCC Exc
- 7th S66.322 Laceration of extensor muscle, fascia and tendon of right middle finger at wrist and hand level CC POA CC/MCC Exc
- 7th S66.323 Laceration of extensor muscle, fascia and tendon of left middle finger at wrist and hand level CC POA CC/MCC Exc
- 7th S66.324 Laceration of extensor muscle, fascia and tendon of right ring finger at wrist and hand level CC POA CC/MCC Exc
- 7th S66.325 Laceration of extensor muscle, fascia and tendon of left ring finger at wrist and hand level CC POA CC/MCC Exc
- 7th S66.326 Laceration of extensor muscle, fascia and tendon of right little finger at wrist and hand level CC POA CC/MCC Exc
- 7th S66.327 Laceration of extensor muscle, fascia and tendon of left little finger at wrist and hand level CC POA CC/MCC Exc
- 7th S66.328 Laceration of extensor muscle, fascia and tendon of other finger at wrist and hand level CC POA CC/MCC Exc

Laceration of extensor muscle, fascia and tendon of specified finger with unspecified laterality at wrist and hand level

- 7th S66.329 Laceration of extensor muscle, fascia and tendon of unspecified finger at wrist and hand level CC POA CC/MCC Exc

6th S66.39 Other injury of extensor muscle, fascia and tendon of other and unspecified finger at wrist and hand level
- 7th S66.390 Other injury of extensor muscle, fascia and tendon of right index finger at wrist and hand level POA
- 7th S66.391 Other injury of extensor muscle, fascia and tendon of left index finger at wrist and hand level POA
- 7th S66.392 Other injury of extensor muscle, fascia and tendon of right middle finger at wrist and hand level POA
- 7th S66.393 Other injury of extensor muscle, fascia and tendon of left middle finger at wrist and hand level POA
- 7th S66.394 Other injury of extensor muscle, fascia and tendon of right ring finger at wrist and hand level POA
- 7th S66.395 Other injury of extensor muscle, fascia and tendon of left ring finger at wrist and hand level POA
- 7th S66.396 Other injury of extensor muscle, fascia and tendon of right little finger at wrist and hand level POA
- 7th S66.397 Other injury of extensor muscle, fascia and tendon of left little finger at wrist and hand level POA
- 7th S66.398 Other injury of extensor muscle, fascia and tendon of other finger at wrist and hand level POA

  Other injury of extensor muscle, fascia and tendon of specified finger with unspecified laterality at wrist and hand level
- 7th S66.399 Other injury of extensor muscle, fascia and tendon of unspecified finger at wrist and hand level POA

5th S66.4 Injury of intrinsic muscle, fascia and tendon of thumb at wrist and hand level

6th S66.40 Unspecified injury of intrinsic muscle, fascia and tendon of thumb at wrist and hand level
- 7th S66.401 Unspecified injury of intrinsic muscle, fascia and tendon of right thumb at wrist and hand level POA
- 7th S66.402 Unspecified injury of intrinsic muscle, fascia and tendon of left thumb at wrist and hand level POA
- 7th S66.409 Unspecified injury of intrinsic muscle, fascia and tendon of unspecified thumb at wrist and hand level POA

6th S66.41 Strain of intrinsic muscle, fascia and tendon of thumb at wrist and hand level
- 7th S66.411 Strain of intrinsic muscle, fascia and tendon of right thumb at wrist and hand level POA
- 7th S66.412 Strain of intrinsic muscle, fascia and tendon of left thumb at wrist and hand level POA
- 7th S66.419 Strain of intrinsic muscle, fascia and tendon of unspecified thumb at wrist and hand level POA

6th S66.42 Laceration of intrinsic muscle, fascia and tendon of thumb at wrist and hand level
- 7th S66.421 Laceration of intrinsic muscle, fascia and tendon of right thumb at wrist and hand level CC POA CC/MCC Exc
- 7th S66.422 Laceration of intrinsic muscle, fascia and tendon of left thumb at wrist and hand level CC POA CC/MCC Exc
- 7th S66.429 Laceration of intrinsic muscle, fascia and tendon of unspecified thumb at wrist and hand level CC POA CC/MCC Exc

6th S66.49 Other specified injury of intrinsic muscle, fascia and tendon of thumb at wrist and hand level
- 7th S66.491 Other specified injury of intrinsic muscle, fascia and tendon of right thumb at wrist and hand level POA
- 7th S66.492 Other specified injury of intrinsic muscle, fascia and tendon of left thumb at wrist and hand level POA
- 7th S66.499 Other specified injury of intrinsic muscle, fascia and tendon of unspecified thumb at wrist and hand level POA

5th S66.5 Injury of intrinsic muscle, fascia and tendon of other and unspecified finger at wrist and hand level

EXCLUDES2 *injury of intrinsic muscle, fascia and tendon of thumb at wrist and hand level (S66.4-)*

6th S66.50 Unspecified injury of intrinsic muscle, fascia and tendon of other and unspecified finger at wrist and hand level

7th S66.500 Unspecified injury of intrinsic muscle, fascia and tendon of right index finger at wrist and hand level POA

7th S66.501 Unspecified injury of intrinsic muscle, fascia and tendon of left index finger at wrist and hand level POA

7th S66.502 Unspecified injury of intrinsic muscle, fascia and tendon of right middle finger at wrist and hand level POA

7th S66.503 Unspecified injury of intrinsic muscle, fascia and tendon of left middle finger at wrist and hand level POA

7th S66.504 Unspecified injury of intrinsic muscle, fascia and tendon of right ring finger at wrist and hand level POA

7th S66.505 Unspecified injury of intrinsic muscle, fascia and tendon of left ring finger at wrist and hand level POA

7th S66.506 Unspecified injury of intrinsic muscle, fascia and tendon of right little finger at wrist and hand level POA

7th S66.507 Unspecified injury of intrinsic muscle, fascia and tendon of left little finger at wrist and hand level POA

7th S66.508 Unspecified injury of intrinsic muscle, fascia and tendon of other finger at wrist and hand level POA

Unspecified injury of intrinsic muscle, fascia and tendon of specified finger with unspecified laterality at wrist and hand level

7th S66.509 Unspecified injury of intrinsic muscle, fascia and tendon of unspecified finger at wrist and hand level POA

6th S66.52 Laceration of intrinsic muscle, fascia and tendon of other and unspecified finger at wrist and hand level

7th S66.520 Laceration of intrinsic muscle, fascia and tendon of right index finger at wrist and hand level CC POA CC/MCC Exc

7th S66.521 Laceration of intrinsic muscle, fascia and tendon of left index finger at wrist and hand level CC POA CC/MCC Exc

7th S66.522 Laceration of intrinsic muscle, fascia and tendon of right middle finger at wrist and hand level CC POA CC/MCC Exc

7th S66.523 Laceration of intrinsic muscle, fascia and tendon of left middle finger at wrist and hand level CC POA CC/MCC Exc

7th S66.524 Laceration of intrinsic muscle, fascia and tendon of right ring finger at wrist and hand level CC POA CC/MCC Exc

7th S66.525 Laceration of intrinsic muscle, fascia and tendon of left ring finger at wrist and hand level CC POA CC/MCC Exc

7th S66.526 Laceration of intrinsic muscle, fascia and tendon of right little finger at wrist and hand level CC POA CC/MCC Exc

7th S66.527 Laceration of intrinsic muscle, fascia and tendon of left little finger at wrist and hand level CC POA CC/MCC Exc

7th S66.528 Laceration of intrinsic muscle, fascia and tendon of other finger at wrist and hand level CC POA CC/MCC Exc

Laceration of intrinsic muscle, fascia and tendon of specified finger with unspecified laterality at wrist and hand level

7th S66.529 Laceration of intrinsic muscle, fascia and tendon of unspecified finger at wrist and hand level CC POA CC/MCC Exc

6th S66.59 Other injury of intrinsic muscle, fascia and tendon of other and unspecified finger at wrist and hand level

7th S66.590 Other injury of intrinsic muscle, fascia and tendon of right index finger at wrist and hand level POA

7th S66.591 Other injury of intrinsic muscle, fascia and tendon of left index finger at wrist and hand level POA

7th S66.592 Other injury of intrinsic muscle, fascia and tendon of right middle finger at wrist and hand level POA

7th S66.593 Other injury of intrinsic muscle, fascia and tendon of left middle finger at wrist and hand level POA

7th S66.594 Other injury of intrinsic muscle, fascia and tendon of right ring finger at wrist and hand level POA

7th S66.595 Other injury of intrinsic muscle, fascia and tendon of left ring finger at wrist and hand level POA

7th S66.596 Other injury of intrinsic muscle, fascia and tendon of right little finger at wrist and hand level POA

7th S66.597 Other injury of intrinsic muscle, fascia and tendon of left little finger at wrist and hand level POA

7th S66.598 Other injury of intrinsic muscle, fascia and tendon of other finger at wrist and hand level POA

Other injury of intrinsic muscle, fascia and tendon of specified finger with unspecified laterality at wrist and hand level

7th S66.599 Other injury of intrinsic muscle, fascia and tendon of unspecified finger at wrist and hand level POA

5th S66.8 Injury of other specified muscles, fascia and tendons at wrist and hand level

6th S66.80 Unspecified injury of other specified muscles, fascia and tendons at wrist and hand level

7th S66.801 Unspecified injury of other specified muscles, fascia and tendons at wrist and hand level, right hand POA

7th S66.802 Unspecified injury of other specified muscles, fascia and tendons at wrist and hand level, left hand POA

7th S66.809 Unspecified injury of other specified muscles, fascia and tendons at wrist and hand level, unspecified hand POA

6th S66.81 Strain of other specified muscles, fascia and tendons at wrist and hand level

7th S66.811 Strain of other specified muscles, fascia and tendons at wrist and hand level, right hand POA

7th S66.812 Strain of other specified muscles, fascia and tendons at wrist and hand level, left hand POA

7th S66.819 Strain of other specified muscles, fascia and tendons at wrist and hand level, unspecified hand POA

6th S66.82 Laceration of other specified muscles, fascia and tendons at wrist and hand level

7th S66.821 Laceration of other specified muscles, fascia and tendons at wrist and hand level, right hand CC POA CC/MCC Exc

7th S66.822 Laceration of other specified muscles, fascia and tendons at wrist and hand level, left hand CC POA CC/MCC Exc

7th S66.829 Laceration of other specified muscles, fascia and tendons at wrist and hand level, unspecified hand CC POA CC/MCC Exc

6th S66.89 Other injury of other specified muscles, fascia and tendons at wrist and hand level

7th S66.891 Other injury of other specified muscles, fascia and tendons at wrist and hand level, right hand POA

7th S66.892 Other injury of other specified muscles, fascia and tendons at wrist and hand level, left hand POA

7th S66.899 Other injury of other specified muscles, fascia and tendons at wrist and hand level, unspecified hand POA

- 5th S66.9 Injury of unspecified muscle, fascia and tendon at wrist and hand level
  - 6th S66.90 Unspecified injury of unspecified muscle, fascia and tendon at wrist and hand level
    - 7th S66.901 Unspecified injury of unspecified muscle, fascia and tendon at wrist and hand level, right hand POA
    - 7th S66.902 Unspecified injury of unspecified muscle, fascia and tendon at wrist and hand level, left hand POA
    - 7th S66.909 Unspecified injury of unspecified muscle, fascia and tendon at wrist and hand level, unspecified hand POA
  - 6th S66.91 Strain of unspecified muscle, fascia and tendon at wrist and hand level
    - 7th S66.911 Strain of unspecified muscle, fascia and tendon at wrist and hand level, right hand POA
    - 7th S66.912 Strain of unspecified muscle, fascia and tendon at wrist and hand level, left hand POA
    - 7th S66.919 Strain of unspecified muscle, fascia and tendon at wrist and hand level, unspecified hand POA
  - 6th S66.92 Laceration of unspecified muscle, fascia and tendon at wrist and hand level
    - 7th S66.921 Laceration of unspecified muscle, fascia and tendon at wrist and hand level, right hand CC POA CC/MCC Exc
    - 7th S66.922 Laceration of unspecified muscle, fascia and tendon at wrist and hand level, left hand CC POA CC/MCC Exc
    - 7th S66.929 Laceration of unspecified muscle, fascia and tendon at wrist and hand level, unspecified hand CC POA CC/MCC Exc
  - 6th S66.99 Other injury of unspecified muscle, fascia and tendon at wrist and hand level
    - 7th S66.991 Other injury of unspecified muscle, fascia and tendon at wrist and hand level, right hand POA
    - 7th S66.992 Other injury of unspecified muscle, fascia and tendon at wrist and hand level, left hand POA
    - 7th S66.999 Other injury of unspecified muscle, fascia and tendon at wrist and hand level, unspecified hand POA

4th S67 Crushing injury of wrist, hand and fingers

Use additional code for all associated injuries, such as:

fracture of wrist and hand (S62.-)

open wound of wrist and hand (S61.-)

The appropriate 7th character is to be added to each code from category S67

A = initial encounter

D = subsequent encounter

S = sequela

5th S67.0 Crushing injury of thumb

x7th S67.00 Crushing injury of unspecified thumb POA

x7th S67.01 Crushing injury of right thumb POA

x7th S67.02 Crushing injury of left thumb POA

5th S67.1 Crushing injury of other and unspecified finger(s)

EXCLUDES2 *crushing injury of thumb (S67.0-)*

x7th S67.10 Crushing injury of unspecified finger(s) POA

6th S67.19 Crushing injury of other finger(s)

7th S67.190 Crushing injury of right index finger POA

7th S67.191 Crushing injury of left index finger POA

7th S67.192 Crushing injury of right middle finger POA

7th S67.193 Crushing injury of left middle finger POA

7th S67.194 Crushing injury of right ring finger POA

7th S67.195 Crushing injury of left ring finger POA

7th S67.196 Crushing injury of right little finger POA

7th S67.197 Crushing injury of left little finger POA

7th S67.198 Crushing injury of other finger POA

Crushing injury of specified finger with unspecified laterality

- 5th S67.2 Crushing injury of hand
  - EXCLUDES2 *crushing injury of fingers (S67.1-)*
    crushing injury of thumb (S67.0-)
  - x7th S67.20 Crushing injury of unspecified hand POA
  - x7th S67.21 Crushing injury of right hand POA
  - x7th S67.22 Crushing injury of left hand POA
- 5th S67.3 Crushing injury of wrist
  - x7th S67.30 Crushing injury of unspecified wrist POA
  - x7th S67.31 Crushing injury of right wrist POA
  - x7th S67.32 Crushing injury of left wrist POA
- 5th S67.4 Crushing injury of wrist and hand
  - EXCLUDES1 *crushing injury of hand alone (S67.2-)*
    crushing injury of wrist alone (S67.3-)
  - EXCLUDES2 *crushing injury of fingers (S67.1-)*
    crushing injury of thumb (S67.0-)
  - x7th S67.40 Crushing injury of unspecified wrist and hand POA
  - x7th S67.41 Crushing injury of right wrist and hand POA
  - x7th S67.42 Crushing injury of left wrist and hand POA
- 5th S67.9 Crushing injury of unspecified part(s) of wrist, hand and fingers
  - x7th S67.90 Crushing injury of unspecified part(s) of unspecified wrist, hand and fingers POA
  - x7th S67.91 Crushing injury of unspecified part(s) of right wrist, hand and fingers POA
  - x7th S67.92 Crushing injury of unspecified part(s) of left wrist, hand and fingers POA

4th S68 Traumatic amputation of wrist, hand and fingers

An amputation not identified as partial or complete should be coded to complete

The appropriate 7th character is to be added to each code from category S68

A = initial encounter

D = subsequent encounter

S = sequela

5th S68.0 Traumatic metacarpophalangeal amputation of thumb

Traumatic amputation of thumb NOS

6th S68.01 Complete traumatic metacarpophalangeal amputation of thumb

7th S68.011 Complete traumatic metacarpophalangeal amputation of right thumb POA CC/MCC Exc

7th S68.012 Complete traumatic metacarpophalangeal amputation of left thumb POA CC/MCC Exc

7th S68.019 Complete traumatic metacarpophalangeal amputation of unspecified thumb POA CC/MCC Exc

6th S68.02 Partial traumatic metacarpophalangeal amputation of thumb

7th S68.021 Partial traumatic metacarpophalangeal amputation of right thumb POA CC/MCC Exc

7th S68.022 Partial traumatic metacarpophalangeal amputation of left thumb POA CC/MCC Exc

7th S68.029 Partial traumatic metacarpophalangeal amputation of unspecified thumb POA CC/MCC Exc

5th S68.1 Traumatic metacarpophalangeal amputation of other and unspecified finger

Traumatic amputation of finger NOS

EXCLUDES2 *traumatic metacarpophalangeal amputation of thumb (S68.0-)*

6th S68.11 Complete traumatic metacarpophalangeal amputation of other and unspecified finger

7th S68.110 Complete traumatic metacarpophalangeal amputation of right index finger POA CC/MCC Exc

7th S68.111 Complete traumatic metacarpophalangeal amputation of left index finger POA CC/MCC Exc

7th S68.112 Complete traumatic metacarpophalangeal amputation of right middle finger POA CC/MCC Exc

7th S68.113 Complete traumatic metacarpophalangeal amputation of left middle finger POA CC/MCC Exc

7th S68.114 Complete traumatic metacarpophalangeal amputation of right ring finger POA CC/MCC Exc

7th S68.115 Complete traumatic metacarpophalangeal amputation of left ring finger POA CC/MCC Exc

7th S68.116 Complete traumatic metacarpophalangeal amputation of right little finger POA CC/MCC Exc

7th S68.117 Complete traumatic metacarpophalangeal amputation of left little finger POA CC/MCC Exc

7th S68.118 Complete traumatic metacarpophalangeal amputation of other finger POA CC/MCC Exc

Complete traumatic metacarpophalangeal amputation of specified finger with unspecified laterality

7th S68.119 Complete traumatic metacarpophalangeal amputation of unspecified finger POA CC/MCC Exc

6th S68.12 Partial traumatic metacarpophalangeal amputation of other and unspecified finger

7th S68.120 Partial traumatic metacarpophalangeal amputation of right index finger POA CC/MCC Exc

7th S68.121 Partial traumatic metacarpophalangeal amputation of left index finger POA CC/MCC Exc

7th S68.122 Partial traumatic metacarpophalangeal amputation of right middle finger POA CC/MCC Exc

7th S68.123 Partial traumatic metacarpophalangeal amputation of left middle finger POA CC/MCC Exc

7th S68.124 Partial traumatic metacarpophalangeal amputation of right ring finger POA CC/MCC Exc

7th S68.125 Partial traumatic metacarpophalangeal amputation of left ring finger POA CC/MCC Exc

7th S68.126 Partial traumatic metacarpophalangeal amputation of right little finger POA CC/MCC Exc

7th S68.127 Partial traumatic metacarpophalangeal amputation of left little finger POA CC/MCC Exc

7th S68.128 Partial traumatic metacarpophalangeal amputation of other finger POA CC/MCC Exc

Partial traumatic metacarpophalangeal amputation of specified finger with unspecified laterality

7th S68.129 Partial traumatic metacarpophalangeal amputation of unspecified finger POA CC/MCC Exc

5th S68.4 Traumatic amputation of hand at wrist level

Traumatic amputation of hand NOS

Traumatic amputation of wrist

6th S68.41 Complete traumatic amputation of hand at wrist level

7th S68.411 Complete traumatic amputation of right hand at wrist level CC POA HCC CC/MCC Exc

7th S68.412 Complete traumatic amputation of left hand at wrist level CC POA HCC CC/MCC Exc

7th S68.419 Complete traumatic amputation of unspecified hand at wrist level CC POA HCC CC/MCC Exc

6th S68.42 Partial traumatic amputation of hand at wrist level

7th S68.421 Partial traumatic amputation of right hand at wrist level CC POA HCC CC/MCC Exc

7th S68.422 Partial traumatic amputation of left hand at wrist level CC POA HCC CC/MCC Exc

7th S68.429 Partial traumatic amputation of unspecified hand at wrist level CC POA HCC CC/MCC Exc

5th S68.5 Traumatic transphalangeal amputation of thumb

Traumatic interphalangeal joint amputation of thumb

6th S68.51 Complete traumatic transphalangeal amputation of thumb

7th S68.511 Complete traumatic transphalangeal amputation of right thumb POA CC/MCC Exc

7th S68.512 Complete traumatic transphalangeal amputation of left thumb POA CC/MCC Exc

7th S68.519 Complete traumatic transphalangeal amputation of unspecified thumb POA CC/MCC Exc

6th S68.52 Partial traumatic transphalangeal amputation of thumb

7th S68.521 Partial traumatic transphalangeal amputation of right thumb POA CC/MCC Exc

7th S68.522 Partial traumatic transphalangeal amputation of left thumb POA CC/MCC Exc

7th S68.529 Partial traumatic transphalangeal amputation of unspecified thumb POA CC/MCC Exc

5th S68.6 Traumatic transphalangeal amputation of other and unspecified finger

6th S68.61 Complete traumatic transphalangeal amputation of other and unspecified finger(s)

7th S68.610 Complete traumatic transphalangeal amputation of right index finger POA CC/MCC Exc

7th S68.611 Complete traumatic transphalangeal amputation of left index finger POA CC/MCC Exc

7th S68.612 Complete traumatic transphalangeal amputation of right middle finger POA CC/MCC Exc

7th S68.613 Complete traumatic transphalangeal amputation of left middle finger POA CC/MCC Exc

7th S68.614 Complete traumatic transphalangeal amputation of right ring finger POA CC/MCC Exc

7th S68.615 Complete traumatic transphalangeal amputation of left ring finger POA CC/MCC Exc

7th S68.616 Complete traumatic transphalangeal amputation of right little finger POA CC/MCC Exc

7th S68.617 Complete traumatic transphalangeal amputation of left little finger POA CC/MCC Exc

7th S68.618 Complete traumatic transphalangeal amputation of other finger POA CC/MCC Exc

Complete traumatic transphalangeal amputation of specified finger with unspecified laterality

7th S68.619 Complete traumatic transphalangeal amputation of unspecified finger POA CC/MCC Exc

6th S68.62 Partial traumatic transphalangeal amputation of other and unspecified finger

7th S68.620 Partial traumatic transphalangeal amputation of right index finger POA CC/MCC Exc

7th S68.621 Partial traumatic transphalangeal amputation of left index finger POA CC/MCC Exc

7th S68.622 Partial traumatic transphalangeal amputation of right middle finger POA CC/MCC Exc

7th S68.623 Partial traumatic transphalangeal amputation of left middle finger POA CC/MCC Exc

7th S68.624 Partial traumatic transphalangeal amputation of right ring finger POA CC/MCC Exc

7th S68.625 Partial traumatic transphalangeal amputation of left ring finger POA CC/MCC Exc

7th S68.626 Partial traumatic transphalangeal amputation of right little finger POA CC/MCC Exc

7th S68.627 Partial traumatic transphalangeal amputation of left little finger POA CC/MCC Exc

7th S68.628 Partial traumatic transphalangeal amputation of other finger POA CC/MCC Exc

Partial traumatic transphalangeal amputation of specified finger with unspecified laterality

7th S68.629 Partial traumatic transphalangeal amputation of unspecified finger POA CC/MCC Exc

5th S68.7 Traumatic transmetacarpal amputation of hand

6th S68.71 Complete traumatic transmetacarpal amputation of hand

7th S68.711 Complete traumatic transmetacarpal amputation of right hand CC POA HCC CC/MCC Exc

7th S68.712 Complete traumatic transmetacarpal amputation of left hand CC POA HCC CC/MCC Exc

7th S68.719 Complete traumatic transmetacarpal amputation of unspecified hand CC POA HCC CC/MCC Exc

6th S68.72 Partial traumatic transmetacarpal amputation of hand

7th S68.721 Partial traumatic transmetacarpal amputation of right hand CC POA HCC CC/MCC Exc

7th S68.722 Partial traumatic transmetacarpal amputation of left hand CC POA HCC CC/MCC Exc

7th S68.729 Partial traumatic transmetacarpal amputation of unspecified hand CC POA HCC CC/MCC Exc

4th S69 Other and unspecified injuries of wrist, hand and finger(s)

The appropriate 7th character is to be added to each code from category S69

A = initial encounter

D = subsequent encounter

S = sequela

5th S69.8 Other specified injuries of wrist, hand and finger(s)

x7th S69.80 Other specified injuries of unspecified wrist, hand and finger(s) POA

x7th S69.81 Other specified injuries of right wrist, hand and finger(s) POA

x7th S69.82 Other specified injuries of left wrist, hand and finger(s) POA

5th S69.9 Unspecified injury of wrist, hand and finger(s)

x7th S69.90 Unspecified injury of unspecified wrist, hand and finger(s) POA

x7th S69.91 Unspecified injury of right wrist, hand and finger(s) POA

x7th S69.92 Unspecified injury of left wrist, hand and finger(s) POA

Injuries to the hip and thigh (S70-S79)

EXCLUDES2 *burns and corrosions (T20-T32)*
frostbite (T33-T34)
snake bite (T63.0-)
venomous insect bite or sting (T63.4-)

4th S70 Superficial injury of hip and thigh

The appropriate 7th character is to be added to each code from category S70

A = initial encounter

D = subsequent encounter

S = sequela

5th S70.0 Contusion of hip

x7th S70.00 Contusion of unspecified hip POA

x7th S70.01 Contusion of right hip POA

x7th S70.02 Contusion of left hip POA

5th S70.1 Contusion of thigh

x7th S70.10 Contusion of unspecified thigh POA

x7th S70.11 Contusion of right thigh POA

x7th S70.12 Contusion of left thigh POA

- 5th S70.2 Other superficial injuries of hip
  - 6th S70.21 Abrasion of hip
    - 7th S70.211 Abrasion, right hip POA
    - 7th S70.212 Abrasion, left hip POA
    - 7th S70.219 Abrasion, unspecified hip POA
  - 6th S70.22 Blister (nonthermal) of hip
    - 7th S70.221 Blister (nonthermal), right hip POA
    - 7th S70.222 Blister (nonthermal), left hip POA
    - 7th S70.229 Blister (nonthermal), unspecified hip POA
  - 6th S70.24 External constriction of hip
    - 7th S70.241 External constriction, right hip POA
    - 7th S70.242 External constriction, left hip POA
    - 7th S70.249 External constriction, unspecified hip POA
  - 6th S70.25 Superficial foreign body of hip
    - Splinter in the hip
    - 7th S70.251 Superficial foreign body, right hip POA
    - 7th S70.252 Superficial foreign body, left hip POA
    - 7th S70.259 Superficial foreign body, unspecified hip POA
  - 6th S70.26 Insect bite (nonvenomous) of hip
    - 7th S70.261 Insect bite (nonvenomous), right hip POA
    - 7th S70.262 Insect bite (nonvenomous), left hip POA
    - 7th S70.269 Insect bite (nonvenomous), unspecified hip POA

6th S70.27 Other superficial bite of hip

EXCLUDES1 *open bite of hip (S71.05-)*

7th S70.271 Other superficial bite of hip, right hip POA

7th S70.272 Other superficial bite of hip, left hip POA

7th S70.279 Other superficial bite of hip, unspecified hip POA

5th S70.3 Other superficial injuries of thigh

6th S70.31 Abrasion of thigh

7th S70.311 Abrasion, right thigh POA

7th S70.312 Abrasion, left thigh POA

7th S70.319 Abrasion, unspecified thigh POA

6th S70.32 Blister (nonthermal) of thigh

7th S70.321 Blister (nonthermal), right thigh POA

7th S70.322 Blister (nonthermal), left thigh POA

7th S70.329 Blister (nonthermal), unspecified thigh POA

6th S70.34 External constriction of thigh

7th S70.341 External constriction, right thigh POA

7th S70.342 External constriction, left thigh POA

7th S70.349 External constriction, unspecified thigh POA

6th S70.35 Superficial foreign body of thigh

Splinter in the thigh

7th S70.351 Superficial foreign body, right thigh POA

7th S70.352 Superficial foreign body, left thigh POA

7th S70.359 Superficial foreign body, unspecified thigh POA

6th S70.36 Insect bite (nonvenomous) of thigh

7th S70.361 Insect bite (nonvenomous), right thigh POA

7th S70.362 Insect bite (nonvenomous), left thigh POA

7th S70.369 Insect bite (nonvenomous), unspecified thigh POA

6th S70.37 Other superficial bite of thigh

EXCLUDES1 *open bite of thigh (S71.15)*

7th S70.371 Other superficial bite of right thigh POA

7th S70.372 Other superficial bite of left thigh POA

7th S70.379 Other superficial bite of unspecified thigh POA

5th S70.9 Unspecified superficial injury of hip and thigh

6th S70.91 Unspecified superficial injury of hip

7th S70.911 Unspecified superficial injury of right hip POA

7th S70.912 Unspecified superficial injury of left hip POA

7th S70.919 Unspecified superficial injury of unspecified hip POA

6th S70.92 Unspecified superficial injury of thigh

7th S70.921 Unspecified superficial injury of right thigh POA

7th S70.922 Unspecified superficial injury of left thigh POA

7th S70.929 Unspecified superficial injury of unspecified thigh POA

4th S71 Open wound of hip and thigh

Code also any associated wound infection

EXCLUDES1 *open fracture of hip and thigh (S72.-)*

traumatic amputation of hip and thigh (S78.-)

EXCLUDES2 *bite of venomous animal (T63.-)*

open wound of ankle, foot and toes (S91.-)

open wound of knee and lower leg (S81.-)

The appropriate 7th character is to be added to each code from category S71

A = initial encounter

D = subsequent encounter

S = sequela

5th S71.0 Open wound of hip

- 6th S71.00 Unspecified open wound of hip
  - 7th S71.001 Unspecified open wound, right hip POA CC/MCC Exc
  - 7th S71.002 Unspecified open wound, left hip POA CC/MCC Exc
  - 7th S71.009 Unspecified open wound, unspecified hip POA CC/MCC Exc
- 6th S71.01 Laceration without foreign body of hip
  - 7th S71.011 Laceration without foreign body, right hip POA CC/MCC Exc
  - 7th S71.012 Laceration without foreign body, left hip POA CC/MCC Exc
  - 7th S71.019 Laceration without foreign body, unspecified hip POA CC/MCC Exc
- 6th S71.02 Laceration with foreign body of hip
  - 7th S71.021 Laceration with foreign body, right hip POA CC/MCC Exc
  - 7th S71.022 Laceration with foreign body, left hip POA CC/MCC Exc
  - 7th S71.029 Laceration with foreign body, unspecified hip POA CC/MCC Exc
- 6th S71.03 Puncture wound without foreign body of hip
  - 7th S71.031 Puncture wound without foreign body, right hip POA CC/MCC Exc
  - 7th S71.032 Puncture wound without foreign body, left hip POA CC/MCC Exc
  - 7th S71.039 Puncture wound without foreign body, unspecified hip POA CC/MCC Exc
- 6th S71.04 Puncture wound with foreign body of hip
  - 7th S71.041 Puncture wound with foreign body, right hip POA CC/MCC Exc
  - 7th S71.042 Puncture wound with foreign body, left hip POA CC/MCC Exc
  - 7th S71.049 Puncture wound with foreign body, unspecified hip POA CC/MCC Exc

6th S71.05 Open bite of hip

Bite of hip NOS

EXCLUDES1 *superficial bite of hip (S70.26, S70.27)*

7th S71.051 Open bite, right hip POA CC/MCC Exc

7th S71.052 Open bite, left hip POA CC/MCC Exc

7th S71.059 Open bite, unspecified hip POA CC/MCC Exc

5th S71.1 Open wound of thigh

6th S71.10 Unspecified open wound of thigh

7th S71.101 Unspecified open wound, right thigh POA CC/MCC Exc

7th S71.102 Unspecified open wound, left thigh POA CC/MCC Exc

7th S71.109 Unspecified open wound, unspecified thigh POA CC/MCC Exc

6th S71.11 Laceration without foreign body of thigh

7th S71.111 Laceration without foreign body, right thigh POA CC/MCC Exc

7th S71.112 Laceration without foreign body, left thigh POA CC/MCC Exc

7th S71.119 Laceration without foreign body, unspecified thigh POA CC/MCC Exc

6th S71.12 Laceration with foreign body of thigh

7th S71.121 Laceration with foreign body, right thigh POA CC/MCC Exc

7th S71.122 Laceration with foreign body, left thigh POA CC/MCC Exc

7th S71.129 Laceration with foreign body, unspecified thigh POA CC/MCC Exc

6th S71.13 Puncture wound without foreign body of thigh

7th S71.131 Puncture wound without foreign body, right thigh POA CC/MCC Exc

7th S71.132 Puncture wound without foreign body, left thigh POA CC/MCC Exc

AHA: Q3 2023

7th S71.139 Puncture wound without foreign body, unspecified thigh POA CC/MCC Exc

6th S71.14 Puncture wound with foreign body of thigh

7th S71.141 Puncture wound with foreign body, right thigh POA CC/MCC Exc

7th S71.142 Puncture wound with foreign body, left thigh POA CC/MCC Exc

7th S71.149 Puncture wound with foreign body, unspecified thigh POA CC/MCC Exc

6th S71.15 Open bite of thigh

Bite of thigh NOS

EXCLUDES1 *superficial bite of thigh (S70.37-)*

7th S71.151 Open bite, right thigh POA CC/MCC Exc

7th S71.152 Open bite, left thigh POA CC/MCC Exc

7th S71.159 Open bite, unspecified thigh POA CC/MCC Exc

4th S72 Fracture of femur (Figure 19.2)

See Official Guidelines, "Coding of Traumatic Fractures" I.C.19.c

NOTES A fracture not indicated as displaced or nondisplaced should be coded to displaced

A fracture not indicated as open or closed should be coded to closed

The open fracture designations are based on the Gustilo open fracture classification

EXCLUDES1 *traumatic amputation of hip and thigh (S78.-)*

EXCLUDES2 *fracture of lower leg and ankle (S82.-)*

fracture of foot (S92.-)

periprosthetic fracture of prosthetic implant of hip (M97.0-)

The appropriate 7th character is to be added to all codes from category S72

A = initial encounter for closed fracture

B = initial encounter for open fracture type I or II initial encounter for open fracture NOS

C = initial encounter for open fracture type IIIA, IIIB, or IIIC

D = subsequent encounter for closed fracture with routine healing

E = subsequent encounter for open fracture type I or II with routine healing

F = subsequent encounter for open fracture type IIIA, IIIB, or IIIC with routine healing

G = subsequent encounter for closed fracture with delayed healing

H = subsequent encounter for open fracture type I or II with delayed healing

J = subsequent encounter for open fracture type IIIA, IIIB, or IIIC with delayed healing

K = subsequent encounter for closed fracture with nonunion

M = subsequent encounter for open fracture type I or II with nonunion

N = subsequent encounter for open fracture type IIIA, IIIB, or IIIC with nonunion

P = subsequent encounter for closed fracture with malunion

Q = subsequent encounter for open fracture type I or II with malunion

R = subsequent encounter for open fracture type IIIA, IIIB, or IIIC with malunion

S = sequela

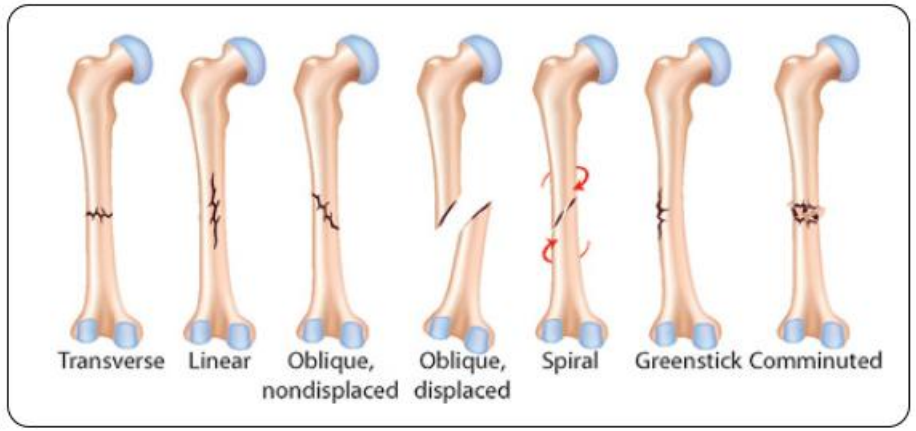

Figure 19.2 Types of Bone Fractures

5th S72.0 Fracture of head and neck of femur

EXCLUDES2 *physeal fracture of lower end of femur (S79.1-)*

physeal fracture of upper end of femur (S79.0-)

6th S72.00 Fracture of unspecified part of neck of femur

Fracture of hip NOS

Fracture of neck of femur NOS

7th S72.001 Fracture of unspecified part of neck of right femur CC POA HAC HCC MCC CC/MCC Exc

7th S72.002 Fracture of unspecified part of neck of left femur CC POA HAC HCC MCC CC/MCC Exc

AHA: Q1 2015, Q4 2015

7th S72.009 Fracture of unspecified part of neck of unspecified femur CC POA HAC HCC MCC CC/MCC Exc

6th S72.01 Unspecified intracapsular fracture of femur

Subcapital fracture of femur

7th S72.011 Unspecified intracapsular fracture of right femur CC POA HAC HCC MCC CC/MCC Exc

7th S72.012 Unspecified intracapsular fracture of left femur CC POA HAC HCC MCC CC/MCC Exc

7th S72.019 Unspecified intracapsular fracture of unspecified femur CC POA HAC HCC MCC CC/MCC Exc

6th S72.02 Fracture of epiphysis (separation) (upper) of femur

Transepiphyseal fracture of femur

EXCLUDES1 *capital femoral epiphyseal fracture (pediatric) of femur (S79.01-)*

Salter-Harris Type I physeal fracture of upper end of femur (S79.01-)

7th S72.021 Displaced fracture of epiphysis (separation) (upper) of right femur CC POA HAC HCC MCC CC/MCC Exc

7th S72.022 Displaced fracture of epiphysis (separation) (upper) of left femur CC POA HAC HCC MCC CC/MCC Exc

7th S72.023 Displaced fracture of epiphysis (separation) (upper) of unspecified femur CC POA HAC HCC MCC CC/MCC Exc

7th S72.024 Nondisplaced fracture of epiphysis (separation) (upper) of right femur CC POA HAC HCC MCC CC/MCC Exc

7th S72.025 Nondisplaced fracture of epiphysis (separation) (upper) of left femur CC POA HAC HCC MCC CC/MCC Exc

7th S72.026 Nondisplaced fracture of epiphysis (separation) (upper) of unspecified femur CC POA HAC HCC MCC CC/MCC Exc

6th S72.03 Midcervical fracture of femur

Transcervical fracture of femur NOS

7th S72.031 Displaced midcervical fracture of right femur CC POA HAC HCC MCC CC/MCC Exc

7th S72.032 Displaced midcervical fracture of left femur CC POA HAC HCC MCC CC/MCC Exc

7th S72.033 Displaced midcervical fracture of unspecified femur CC POA HAC HCC MCC CC/MCC Exc

7th S72.034 Nondisplaced midcervical fracture of right femur CC POA HAC HCC MCC CC/MCC Exc

7th S72.035 Nondisplaced midcervical fracture of left femur CC POA HAC HCC MCC CC/MCC Exc

7th S72.036 Nondisplaced midcervical fracture of unspecified femur CC POA HAC HCC MCC CC/MCC Exc

6th S72.04 Fracture of base of neck of femur

Cervicotrochanteric fracture of femur

7th S72.041 Displaced fracture of base of neck of right femur CC POA HAC HCC MCC CC/MCC Exc

7th S72.042 Displaced fracture of base of neck of left femur CC POA HAC HCC MCC CC/MCC Exc

7th S72.043 Displaced fracture of base of neck of unspecified femur CC POA HAC HCC MCC CC/MCC Exc

7th S72.044 Nondisplaced fracture of base of neck of right femur CC POA HAC HCC MCC CC/MCC Exc

7th S72.045 Nondisplaced fracture of base of neck of left femur CC POA HAC HCC MCC CC/MCC Exc

7th S72.046 Nondisplaced fracture of base of neck of unspecified femur CC POA HAC HCC MCC CC/MCC Exc

6th S72.05 Unspecified fracture of head of femur

Fracture of head of femur NOS

7th S72.051 Unspecified fracture of head of right femur CC POA HAC HCC MCC CC/MCC Exc

7th S72.052 Unspecified fracture of head of left femur CC POA HAC HCC MCC CC/MCC Exc

7th S72.059 Unspecified fracture of head of unspecified femur CC POA HAC HCC MCC CC/MCC Exc

6th S72.06 Articular fracture of head of femur

7th S72.061 Displaced articular fracture of head of right femur CC POA HAC HCC MCC CC/MCC Exc

7th S72.062 Displaced articular fracture of head of left femur CC POA HAC HCC MCC CC/MCC Exc

7th S72.063 Displaced articular fracture of head of unspecified femur CC POA HAC HCC MCC CC/MCC Exc

7th S72.064 Nondisplaced articular fracture of head of right femur CC POA HAC HCC MCC CC/MCC Exc

7th S72.065 Nondisplaced articular fracture of head of left femur CC POA HAC HCC MCC CC/MCC Exc

7th S72.066 Nondisplaced articular fracture of head of unspecified femur CC POA HAC HCC MCC CC/MCC Exc

6th S72.09 Other fracture of head and neck of femur

7th S72.091 Other fracture of head and neck of right femur CC POA HAC HCC MCC CC/MCC Exc

7th S72.092 Other fracture of head and neck of left femur CC POA HAC HCC MCC CC/MCC Exc

7th S72.099 Other fracture of head and neck of unspecified femur CC POA HAC HCC MCC CC/MCC Exc

5th S72.1 Pertrochanteric fracture

6th S72.10 Unspecified trochanteric fracture of femur

Fracture of trochanter NOS

7th S72.101 Unspecified trochanteric fracture of right femur CC POA HAC HCC MCC CC/MCC Exc

7th S72.102 Unspecified trochanteric fracture of left femur CC POA HAC HCC MCC CC/MCC Exc

7th S72.109 Unspecified trochanteric fracture of unspecified femur CC POA HAC HCC MCC CC/MCC Exc

6th S72.11 Fracture of greater trochanter of femur

7th S72.111 Displaced fracture of greater trochanter of right femur CC POA HAC HCC MCC CC/MCC Exc

7th S72.112 Displaced fracture of greater trochanter of left femur CC POA HAC HCC MCC CC/MCC Exc

7th S72.113 Displaced fracture of greater trochanter of unspecified femur CC POA HAC HCC MCC CC/MCC Exc

7th S72.114 Nondisplaced fracture of greater trochanter of right femur CC POA HAC HCC MCC CC/MCC Exc

7th S72.115 Nondisplaced fracture of greater trochanter of left femur CC POA HAC HCC MCC CC/MCC Exc

7th S72.116 Nondisplaced fracture of greater trochanter of unspecified femur CC POA HAC HCC MCC CC/MCC Exc

6th S72.12 Fracture of lesser trochanter of femur

- 7th S72.121 Displaced fracture of lesser trochanter of right femur CC POA HAC HCC MCC CC/MCC Exc
- 7th S72.122 Displaced fracture of lesser trochanter of left femur CC POA HAC HCC MCC CC/MCC Exc
- 7th S72.123 Displaced fracture of lesser trochanter of unspecified femur CC POA HAC HCC MCC CC/MCC Exc
- 7th S72.124 Nondisplaced fracture of lesser trochanter of right femur CC POA HAC HCC MCC CC/MCC Exc
- 7th S72.125 Nondisplaced fracture of lesser trochanter of left femur CC POA HAC HCC MCC CC/MCC Exc
- 7th S72.126 Nondisplaced fracture of lesser trochanter of unspecified femur CC POA HAC HCC MCC CC/MCC Exc

6th S72.13 Apophyseal fracture of femur

EXCLUDES1 *chronic (nontraumatic) slipped upper femoral epiphysis (M93.0-)*

- 7th S72.131 Displaced apophyseal fracture of right femur CC POA HAC HCC MCC CC/MCC Exc
- 7th S72.132 Displaced apophyseal fracture of left femur CC POA HAC HCC MCC CC/MCC Exc
- 7th S72.133 Displaced apophyseal fracture of unspecified femur CC POA HAC HCC MCC CC/MCC Exc
- 7th S72.134 Nondisplaced apophyseal fracture of right femur CC POA HAC HCC MCC CC/MCC Exc
- 7th S72.135 Nondisplaced apophyseal fracture of left femur CC POA HAC HCC MCC CC/MCC Exc
- 7th S72.136 Nondisplaced apophyseal fracture of unspecified femur CC POA HAC HCC MCC CC/MCC Exc

6th S72.14 Intertrochanteric fracture of femur

7th S72.141 Displaced intertrochanteric fracture of right femur CC POA HAC HCC MCC CC/MCC Exc

See Official Guidelines, "Admissions/Encounters for Rehabilitation" II.K

AHA: Q4 2017, Q3 2016

7th S72.142 Displaced intertrochanteric fracture of left femur CC POA HAC HCC MCC CC/MCC Exc

7th S72.143 Displaced intertrochanteric fracture of unspecified femur CC POA HAC HCC MCC CC/MCC Exc

7th S72.144 Nondisplaced intertrochanteric fracture of right femur CC POA HAC HCC MCC CC/MCC Exc

7th S72.145 Nondisplaced intertrochanteric fracture of left femur CC POA HAC HCC MCC CC/MCC Exc

7th S72.146 Nondisplaced intertrochanteric fracture of unspecified femur CC POA HAC HCC MCC CC/MCC Exc

5th S72.2 Subtrochanteric fracture of femur

x7th S72.21 Displaced subtrochanteric fracture of right femur CC POA HAC HCC MCC CC/MCC Exc

x7th S72.22 Displaced subtrochanteric fracture of left femur CC POA HAC HCC MCC CC/MCC Exc

x7th S72.23 Displaced subtrochanteric fracture of unspecified femur CC POA HAC HCC MCC CC/MCC Exc

x7th S72.24 Nondisplaced subtrochanteric fracture of right femur CC POA HAC HCC MCC CC/MCC Exc

x7th S72.25 Nondisplaced subtrochanteric fracture of left femur CC POA HAC HCC MCC CC/MCC Exc

x7th S72.26 Nondisplaced subtrochanteric fracture of unspecified femur CC POA HAC HCC MCC CC/MCC Exc

5th S72.3 Fracture of shaft of femur

- 6th S72.30 Unspecified fracture of shaft of femur
  - 7th S72.301 Unspecified fracture of shaft of right femur CC POA HAC HCC MCC CC/MCC Exc
  - 7th S72.302 Unspecified fracture of shaft of left femur CC POA HAC HCC MCC CC/MCC Exc
  - 7th S72.309 Unspecified fracture of shaft of unspecified femur CC POA HAC HCC MCC CC/MCC Exc
- 6th S72.32 Transverse fracture of shaft of femur
  - 7th S72.321 Displaced transverse fracture of shaft of right femur CC POA HAC HCC MCC CC/MCC Exc
  - 7th S72.322 Displaced transverse fracture of shaft of left femur CC POA HAC HCC MCC CC/MCC Exc
  - 7th S72.323 Displaced transverse fracture of shaft of unspecified femur CC POA HAC HCC MCC CC/MCC Exc
  - 7th S72.324 Nondisplaced transverse fracture of shaft of right femur CC POA HAC HCC MCC CC/MCC Exc
  - 7th S72.325 Nondisplaced transverse fracture of shaft of left femur CC POA HAC HCC MCC CC/MCC Exc
  - 7th S72.326 Nondisplaced transverse fracture of shaft of unspecified femur CC POA HAC HCC MCC CC/MCC Exc
- 6th S72.33 Oblique fracture of shaft of femur
  - 7th S72.331 Displaced oblique fracture of shaft of right femur CC POA HAC HCC MCC CC/MCC Exc
  - 7th S72.332 Displaced oblique fracture of shaft of left femur CC POA HAC HCC MCC CC/MCC Exc
  - 7th S72.333 Displaced oblique fracture of shaft of unspecified femur CC POA HAC HCC MCC CC/MCC Exc
  - 7th S72.334 Nondisplaced oblique fracture of shaft of right femur CC POA HAC HCC MCC CC/MCC Exc
  - 7th S72.335 Nondisplaced oblique fracture of shaft of left femur CC POA HAC HCC MCC CC/MCC Exc
  - 7th S72.336 Nondisplaced oblique fracture of shaft of unspecified femur CC POA HAC HCC MCC CC/MCC Exc

6th S72.34 Spiral fracture of shaft of femur

- 7th S72.341 Displaced spiral fracture of shaft of right femur CC POA HAC HCC MCC CC/MCC Exc
- 7th S72.342 Displaced spiral fracture of shaft of left femur CC POA HAC HCC MCC CC/MCC Exc
- 7th S72.343 Displaced spiral fracture of shaft of unspecified femur CC POA HAC HCC MCC CC/MCC Exc
- 7th S72.344 Nondisplaced spiral fracture of shaft of right femur CC POA HAC HCC MCC CC/MCC Exc
- 7th S72.345 Nondisplaced spiral fracture of shaft of left femur CC POA HAC HCC MCC CC/MCC Exc
- 7th S72.346 Nondisplaced spiral fracture of shaft of unspecified femur CC POA HAC HCC MCC CC/MCC Exc

6th S72.35 Comminuted fracture of shaft of femur

- 7th S72.351 Displaced comminuted fracture of shaft of right femur CC POA HAC HCC MCC CC/MCC Exc
- 7th S72.352 Displaced comminuted fracture of shaft of left femur CC POA HAC HCC MCC CC/MCC Exc
- 7th S72.353 Displaced comminuted fracture of shaft of unspecified femur CC POA HAC HCC MCC CC/MCC Exc
- 7th S72.354 Nondisplaced comminuted fracture of shaft of right femur CC POA HAC HCC MCC CC/MCC Exc
- 7th S72.355 Nondisplaced comminuted fracture of shaft of left femur CC POA HAC HCC MCC CC/MCC Exc
- 7th S72.356 Nondisplaced comminuted fracture of shaft of unspecified femur CC POA HAC HCC MCC CC/MCC Exc

6th S72.36 Segmental fracture of shaft of femur

- 7th S72.361 Displaced segmental fracture of shaft of right femur CC POA HAC HCC MCC CC/MCC Exc
- 7th S72.362 Displaced segmental fracture of shaft of left femur CC POA HAC HCC MCC CC/MCC Exc
- 7th S72.363 Displaced segmental fracture of shaft of unspecified femur CC POA HAC HCC MCC CC/MCC Exc
- 7th S72.364 Nondisplaced segmental fracture of shaft of right femur CC POA HAC HCC MCC CC/MCC Exc
- 7th S72.365 Nondisplaced segmental fracture of shaft of left femur CC POA HAC HCC MCC CC/MCC Exc
- 7th S72.366 Nondisplaced segmental fracture of shaft of unspecified femur CC POA HAC HCC MCC CC/MCC Exc

6th S72.39 Other fracture of shaft of femur

7th S72.391 Other fracture of shaft of right femur CC POA HAC HCC MCC CC/MCC Exc

7th S72.392 Other fracture of shaft of left femur CC POA HAC HCC MCC CC/MCC Exc

7th S72.399 Other fracture of shaft of unspecified femur CC POA HAC HCC MCC CC/MCC Exc

5th S72.4 Fracture of lower end of femur

Fracture of distal end of femur

EXCLUDES2 *fracture of shaft of femur (S72.3-)*

physeal fracture of lower end of femur (S79.1-)

6th S72.40 Unspecified fracture of lower end of femur

7th S72.401 Unspecified fracture of lower end of right femur CC POA HAC HCC MCC CC/MCC Exc

AHA: Q4 2016

7th S72.402 Unspecified fracture of lower end of left femur CC POA HAC HCC MCC CC/MCC Exc

7th S72.409 Unspecified fracture of lower end of unspecified femur CC POA HAC HCC MCC CC/MCC Exc

6th S72.41 Unspecified condyle fracture of lower end of femur

Condyle fracture of femur NOS

7th S72.411 Displaced unspecified condyle fracture of lower end of right femur CC POA HAC HCC MCC CC/MCC Exc

7th S72.412 Displaced unspecified condyle fracture of lower end of left femur CC POA HAC HCC MCC CC/MCC Exc

7th S72.413 Displaced unspecified condyle fracture of lower end of unspecified femur CC POA HAC HCC MCC CC/MCC Exc

7th S72.414 Nondisplaced unspecified condyle fracture of lower end of right femur CC POA HAC HCC MCC CC/MCC Exc

7th S72.415 Nondisplaced unspecified condyle fracture of lower end of left femur CC POA HAC HCC MCC CC/MCC Exc

7th S72.416 Nondisplaced unspecified condyle fracture of lower end of unspecified femur CC POA HAC HCC MCC CC/MCC Exc

6th S72.42 Fracture of lateral condyle of femur

- 7th S72.421 Displaced fracture of lateral condyle of right femur CC POA HAC HCC MCC CC/MCC Exc
- 7th S72.422 Displaced fracture of lateral condyle of left femur CC POA HAC HCC MCC CC/MCC Exc
- 7th S72.423 Displaced fracture of lateral condyle of unspecified femur CC POA HAC HCC MCC CC/MCC Exc
- 7th S72.424 Nondisplaced fracture of lateral condyle of right femur CC POA HAC HCC MCC CC/MCC Exc
- 7th S72.425 Nondisplaced fracture of lateral condyle of left femur CC POA HAC HCC MCC CC/MCC Exc
- 7th S72.426 Nondisplaced fracture of lateral condyle of unspecified femur CC POA HAC HCC MCC CC/MCC Exc

6th S72.43 Fracture of medial condyle of femur

- 7th S72.431 Displaced fracture of medial condyle of right femur CC POA HAC HCC MCC CC/MCC Exc
- 7th S72.432 Displaced fracture of medial condyle of left femur CC POA HAC HCC MCC CC/MCC Exc
- 7th S72.433 Displaced fracture of medial condyle of unspecified femur CC POA HAC HCC MCC CC/MCC Exc
- 7th S72.434 Nondisplaced fracture of medial condyle of right femur CC POA HAC HCC MCC CC/MCC Exc
- 7th S72.435 Nondisplaced fracture of medial condyle of left femur CC POA HAC HCC MCC CC/MCC Exc
- 7th S72.436 Nondisplaced fracture of medial condyle of unspecified femur CC POA HAC HCC MCC CC/MCC Exc

6th S72.44 Fracture of lower epiphysis (separation) of femur

EXCLUDES1 *Salter-Harris Type I physeal fracture of lower end of femur (S79.11-)*

7th S72.441 Displaced fracture of lower epiphysis (separation) of right femur CC POA HAC HCC MCC CC/MCC Exc

7th S72.442 Displaced fracture of lower epiphysis (separation) of left femur CC POA HAC HCC MCC CC/MCC Exc

7th S72.443 Displaced fracture of lower epiphysis (separation) of unspecified femur CC POA HAC HCC MCC CC/MCC Exc

7th S72.444 Nondisplaced fracture of lower epiphysis (separation) of right femur CC POA HAC HCC MCC CC/MCC Exc

7th S72.445 Nondisplaced fracture of lower epiphysis (separation) of left femur CC POA HAC HCC MCC CC/MCC Exc

7th S72.446 Nondisplaced fracture of lower epiphysis (separation) of unspecified femur CC POA HAC HCC MCC CC/MCC Exc

6th S72.45 Supracondylar fracture without intracondylar extension of lower end of femur

Supracondylar fracture of lower end of femur NOS

EXCLUDES1 *supracondylar fracture with intracondylar extension of lower end of femur (S72.46-)*

7th S72.451 Displaced supracondylar fracture without intracondylar extension of lower end of right femur CC POA HAC HCC MCC CC/MCC Exc

7th S72.452 Displaced supracondylar fracture without intracondylar extension of lower end of left femur CC POA HAC HCC MCC CC/MCC Exc

7th S72.453 Displaced supracondylar fracture without intracondylar extension of lower end of unspecified femur CC POA HAC HCC MCC CC/MCC Exc

7th S72.454 Nondisplaced supracondylar fracture without intracondylar extension of lower end of right femur CC POA HAC HCC MCC CC/MCC Exc

7th S72.455 Nondisplaced supracondylar fracture without intracondylar extension of lower end of left femur CC POA HAC HCC MCC CC/MCC Exc

7th S72.456 Nondisplaced supracondylar fracture without intracondylar extension of lower end of unspecified femur CC POA HAC HCC MCC CC/MCC Exc

6th S72.46 Supracondylar fracture with intracondylar extension of lower end of femur

EXCLUDES1 *supracondylar fracture without intracondylar extension of lower end of femur (S72.45-)*

7th S72.461 Displaced supracondylar fracture with intracondylar extension of lower end of right femur CC POA HAC HCC MCC CC/MCC Exc

7th S72.462 Displaced supracondylar fracture with intracondylar extension of lower end of left femur CC POA HAC HCC MCC CC/MCC Exc

7th S72.463 Displaced supracondylar fracture with intracondylar extension of lower end of unspecified femur CC POA HAC HCC MCC CC/MCC Exc

7th S72.464 Nondisplaced supracondylar fracture with intracondylar extension of lower end of right femur CC POA HAC HCC MCC CC/MCC Exc

7th S72.465 Nondisplaced supracondylar fracture with intracondylar extension of lower end of left femur CC POA HAC HCC MCC CC/MCC Exc

7th S72.466 Nondisplaced supracondylar fracture with intracondylar extension of lower end of unspecified femur CC POA HAC HCC MCC CC/MCC Exc

6th S72.47 Torus fracture of lower end of femur

The appropriate 7th character is to be added to all codes in subcategory S72.47

A = initial encounter for closed fracture

D = subsequent encounter for fracture with routine healing

G = subsequent encounter for fracture with delayed healing

K = subsequent encounter for fracture with nonunion

P = subsequent encounter for fracture with malunion

S = sequela

7th S72.471 Torus fracture of lower end of right femur CC POA HAC HCC CC/MCC Exc

7th S72.472 Torus fracture of lower end of left femur CC POA HAC HCC CC/MCC Exc

7th S72.479 Torus fracture of lower end of unspecified femur CC POA HAC HCC CC/MCC Exc

6th S72.49 Other fracture of lower end of femur

7th S72.491 Other fracture of lower end of right femur CC POA HAC HCC MCC CC/MCC Exc

7th S72.492 Other fracture of lower end of left femur CC POA HAC HCC MCC CC/MCC Exc

7th S72.499 Other fracture of lower end of unspecified femur CC POA HAC HCC MCC CC/MCC Exc

5th S72.8 Other fracture of femur

6th S72.8X Other fracture of femur

7th S72.8X1 Other fracture of right femur CC POA HAC HCC MCC CC/MCC Exc

7th S72.8X2 Other fracture of left femur CC POA HAC HCC MCC CC/MCC Exc

7th S72.8X9 Other fracture of unspecified femur CC POA HAC HCC MCC CC/MCC Exc

5th S72.9 Unspecified fracture of femur

Fracture of thigh NOS

Fracture of upper leg NOS

EXCLUDES1 *fracture of hip NOS (S72.00-, S72.01-)*

x7th S72.90 Unspecified fracture of unspecified femur CC POA HAC HCC MCC CC/MCC Exc

x7th S72.91 Unspecified fracture of right femur CC POA HAC HCC MCC CC/MCC Exc

x7th S72.92 Unspecified fracture of left femur CC POA HAC HCC MCC CC/MCC Exc

4th S73 Dislocation and sprain of joint and ligaments of hip

INCLUDES *avulsion of joint or ligament of hip*

laceration of cartilage, joint or ligament of hip

sprain of cartilage, joint or ligament of hip

traumatic hemarthrosis of joint or ligament of hip

traumatic rupture of joint or ligament of hip

traumatic subluxation of joint or ligament of hip

traumatic tear of joint or ligament of hip

Code also any associated open wound

EXCLUDES2 *strain of muscle, fascia and tendon of hip and thigh (S76.-)*

The appropriate 7th character is to be added to each code from category S73

A = initial encounter

D = subsequent encounter

S = sequela

5th S73.0 Subluxation and dislocation of hip

EXCLUDES2 *dislocation and subluxation of hip prosthesis (T84.020, T84.021)*

6th S73.00 Unspecified subluxation and dislocation of hip

Dislocation of hip NOS

Subluxation of hip NOS

7th S73.001 Unspecified subluxation of right hip CC POA HAC HCC CC/MCC Exc

7th S73.002 Unspecified subluxation of left hip CC POA HAC HCC CC/MCC Exc

7th S73.003 Unspecified subluxation of unspecified hip CC POA HAC HCC CC/MCC Exc

7th S73.004 Unspecified dislocation of right hip CC POA HAC HCC CC/MCC Exc

7th S73.005 Unspecified dislocation of left hip CC POA HAC HCC CC/MCC Exc

7th S73.006 Unspecified dislocation of unspecified hip CC POA HAC HCC CC/MCC Exc

6th S73.01 Posterior subluxation and dislocation of hip

7th S73.011 Posterior subluxation of right hip CC POA HAC HCC CC/MCC Exc

7th S73.012 Posterior subluxation of left hip CC POA HAC HCC CC/MCC Exc

7th S73.013 Posterior subluxation of unspecified hip CC POA HAC HCC CC/MCC Exc

7th S73.014 Posterior dislocation of right hip CC POA HAC HCC CC/MCC Exc

7th S73.015 Posterior dislocation of left hip CC POA HAC HCC CC/MCC Exc

7th S73.016 Posterior dislocation of unspecified hip CC POA HAC HCC CC/MCC Exc

6th S73.02 Obturator subluxation and dislocation of hip
- 7th S73.021 Obturator subluxation of right hip CC POA HAC HCC CC/MCC Exc
- 7th S73.022 Obturator subluxation of left hip CC POA HAC HCC CC/MCC Exc
- 7th S73.023 Obturator subluxation of unspecified hip CC POA HAC HCC CC/MCC Exc
- 7th S73.024 Obturator dislocation of right hip CC POA HAC HCC CC/MCC Exc
- 7th S73.025 Obturator dislocation of left hip CC POA HAC HCC CC/MCC Exc
- 7th S73.026 Obturator dislocation of unspecified hip CC POA HAC HCC CC/MCC Exc

6th S73.03 Other anterior subluxation and dislocation of hip
- 7th S73.031 Other anterior subluxation of right hip CC POA HAC HCC CC/MCC Exc
- 7th S73.032 Other anterior subluxation of left hip CC POA HAC HCC CC/MCC Exc
- 7th S73.033 Other anterior subluxation of unspecified hip CC POA HAC HCC CC/MCC Exc
- 7th S73.034 Other anterior dislocation of right hip CC POA HAC HCC CC/MCC Exc
- 7th S73.035 Other anterior dislocation of left hip CC POA HAC HCC CC/MCC Exc
- 7th S73.036 Other anterior dislocation of unspecified hip CC POA HAC HCC CC/MCC Exc

6th S73.04 Central subluxation and dislocation of hip
- 7th S73.041 Central subluxation of right hip CC POA HAC HCC CC/MCC Exc
- 7th S73.042 Central subluxation of left hip CC POA HAC HCC CC/MCC Exc
- 7th S73.043 Central subluxation of unspecified hip CC POA HAC HCC CC/MCC Exc
- 7th S73.044 Central dislocation of right hip CC POA HAC HCC CC/MCC Exc
- 7th S73.045 Central dislocation of left hip CC POA HAC HCC CC/MCC Exc
- 7th S73.046 Central dislocation of unspecified hip CC POA HAC HCC CC/MCC Exc

- 5th S73.1 Sprain of hip
  - 6th S73.10 Unspecified sprain of hip
    - 7th S73.101 Unspecified sprain of right hip POA CC/MCC Exc
    - 7th S73.102 Unspecified sprain of left hip POA CC/MCC Exc
    - 7th S73.109 Unspecified sprain of unspecified hip POA CC/MCC Exc
  - 6th S73.11 Iliofemoral ligament sprain of hip
    - 7th S73.111 Iliofemoral ligament sprain of right hip POA CC/MCC Exc
    - 7th S73.112 Iliofemoral ligament sprain of left hip POA CC/MCC Exc
    - 7th S73.119 Iliofemoral ligament sprain of unspecified hip POA CC/MCC Exc
  - 6th S73.12 Ischiocapsular (ligament) sprain of hip
    - 7th S73.121 Ischiocapsular ligament sprain of right hip POA CC/MCC Exc
    - 7th S73.122 Ischiocapsular ligament sprain of left hip POA CC/MCC Exc
    - 7th S73.129 Ischiocapsular ligament sprain of unspecified hip POA CC/MCC Exc
  - 6th S73.19 Other sprain of hip
    - 7th S73.191 Other sprain of right hip POA CC/MCC Exc
    - 7th S73.192 Other sprain of left hip POA CC/MCC Exc
    - 7th S73.199 Other sprain of unspecified hip POA CC/MCC Exc

4th S74 Injury of nerves at hip and thigh level

Code also any associated open wound (S71.-)

EXCLUDES2 *injury of nerves at ankle and foot level (S94.-)*

injury of nerves at lower leg level (S84.-)

The appropriate 7th character is to be added to each code from category S74

A = initial encounter

D = subsequent encounter

S = sequela

5th S74.0 Injury of sciatic nerve at hip and thigh level

- x7th S74.00 Injury of sciatic nerve at hip and thigh level, unspecified leg POA
- x7th S74.01 Injury of sciatic nerve at hip and thigh level, right leg POA
- x7th S74.02 Injury of sciatic nerve at hip and thigh level, left leg POA

5th S74.1 Injury of femoral nerve at hip and thigh level

- x7th S74.10 Injury of femoral nerve at hip and thigh level, unspecified leg POA
- x7th S74.11 Injury of femoral nerve at hip and thigh level, right leg POA
- x7th S74.12 Injury of femoral nerve at hip and thigh level, left leg POA

5th S74.2 Injury of cutaneous sensory nerve at hip and thigh level

- x7th S74.20 Injury of cutaneous sensory nerve at hip and thigh level, unspecified leg POA
- ▲x7th S74.21 Injury of cutaneous sensory nerve at hip and ▶thigh◀ level, right leg POA
- x7th S74.22 Injury of cutaneous sensory nerve at hip and thigh level, left leg POA

5th S74.8 Injury of other nerves at hip and thigh level

6th S74.8X Injury of other nerves at hip and thigh level

- 7th S74.8X1 Injury of other nerves at hip and thigh level, right leg POA
- 7th S74.8X2 Injury of other nerves at hip and thigh level, left leg POA
- 7th S74.8X9 Injury of other nerves at hip and thigh level, unspecified leg POA

5th S74.9 Injury of unspecified nerve at hip and thigh level

- x7th S74.90 Injury of unspecified nerve at hip and thigh level, unspecified leg POA
- x7th S74.91 Injury of unspecified nerve at hip and thigh level, right leg POA
- x7th S74.92 Injury of unspecified nerve at hip and thigh level, left leg POA

Code also any associated open wound (S71.-)

EXCLUDES2 *injury of blood vessels at lower leg level (S85.-)*

injury of popliteal artery (S85.0)

The appropriate 7th character is to be added to each code from category S75

A = initial encounter

D = subsequent encounter

S = sequela

5th S75.0 Injury of femoral artery

6th S75.00 Unspecified injury of femoral artery

7th S75.001 Unspecified injury of femoral artery, right leg POA MCC CC/MCC Exc

7th S75.002 Unspecified injury of femoral artery, left leg POA MCC CC/MCC Exc

7th S75.009 Unspecified injury of femoral artery, unspecified leg POA MCC CC/MCC Exc

6th S75.01 Minor laceration of femoral artery

Incomplete transection of femoral artery

Laceration of femoral artery NOS

Superficial laceration of femoral artery

7th S75.011 Minor laceration of femoral artery, right leg POA MCC CC/MCC Exc

7th S75.012 Minor laceration of femoral artery, left leg POA MCC CC/MCC Exc

7th S75.019 Minor laceration of femoral artery, unspecified leg POA MCC CC/MCC Exc

6th S75.02 Major laceration of femoral artery

Complete transection of femoral artery

Traumatic rupture of femoral artery

7th S75.021 Major laceration of femoral artery, right leg POA MCC CC/MCC Exc

7th S75.022 Major laceration of femoral artery, left leg POA MCC CC/MCC Exc

AHA: Q3 2023

7th S75.029 Major laceration of femoral artery, unspecified leg POA MCC CC/MCC Exc

6th S75.09 Other specified injury of femoral artery

7th S75.091 Other specified injury of femoral artery, right leg POA MCC CC/MCC Exc

7th S75.092 Other specified injury of femoral artery, left leg POA MCC CC/MCC Exc

7th S75.099 Other specified injury of femoral artery, unspecified leg POA MCC CC/MCC Exc

5th S75.1 Injury of femoral vein at hip and thigh level

6th S75.10 Unspecified injury of femoral vein at hip and thigh level

7th S75.101 Unspecified injury of femoral vein at hip and thigh level, right leg POA MCC CC/MCC Exc

7th S75.102 Unspecified injury of femoral vein at hip and thigh level, left leg POA MCC CC/MCC Exc

7th S75.109 Unspecified injury of femoral vein at hip and thigh level, unspecified leg POA MCC CC/MCC Exc

6th S75.11 Minor laceration of femoral vein at hip and thigh level

Incomplete transection of femoral vein at hip and thigh level

Laceration of femoral vein at hip and thigh level NOS

Superficial laceration of femoral vein at hip and thigh level

7th S75.111 Minor laceration of femoral vein at hip and thigh level, right leg POA MCC CC/MCC Exc

7th S75.112 Minor laceration of femoral vein at hip and thigh level, left leg POA MCC CC/MCC Exc

7th S75.119 Minor laceration of femoral vein at hip and thigh level, unspecified leg POA MCC CC/MCC Exc

6th S75.12 Major laceration of femoral vein at hip and thigh level

Complete transection of femoral vein at hip and thigh level

Traumatic rupture of femoral vein at hip and thigh level

7th S75.121 Major laceration of femoral vein at hip and thigh level, right leg POA MCC CC/MCC Exc

7th S75.122 Major laceration of femoral vein at hip and thigh level, left leg POA MCC CC/MCC Exc

AHA: Q3 2023

7th S75.129 Major laceration of femoral vein at hip and thigh level, unspecified leg POA MCC CC/MCC Exc

6th S75.19 Other specified injury of femoral vein at hip and thigh level

7th S75.191 Other specified injury of femoral vein at hip and thigh level, right leg POA MCC CC/MCC Exc

7th S75.192 Other specified injury of femoral vein at hip and thigh level, left leg POA MCC CC/MCC Exc

7th S75.199 Other specified injury of femoral vein at hip and thigh level, unspecified leg POA MCC CC/MCC Exc

5th S75.2 Injury of greater saphenous vein at hip and thigh level

EXCLUDES1 *greater saphenous vein NOS (S85.3)*

6th S75.20 Unspecified injury of greater saphenous vein at hip and thigh level

7th S75.201 Unspecified injury of greater saphenous vein at hip and thigh level, right leg CC POA CC/MCC Exc

7th S75.202 Unspecified injury of greater saphenous vein at hip and thigh level, left leg CC POA CC/MCC Exc

7th S75.209 Unspecified injury of greater saphenous vein at hip and thigh level, unspecified leg CC POA CC/MCC Exc

6th S75.21 Minor laceration of greater saphenous vein at hip and thigh level

Incomplete transection of greater saphenous vein at hip and thigh level

Laceration of greater saphenous vein at hip and thigh level NOS

Superficial laceration of greater saphenous vein at hip and thigh level

7th S75.211 Minor laceration of greater saphenous vein at hip and thigh level, right leg CC POA CC/MCC Exc

7th S75.212 Minor laceration of greater saphenous vein at hip and thigh level, left leg CC POA CC/MCC Exc

7th S75.219 Minor laceration of greater saphenous vein at hip and thigh level, unspecified leg CC POA CC/MCC Exc

6th S75.22 Major laceration of greater saphenous vein at hip and thigh level

Complete transection of greater saphenous vein at hip and thigh level

Traumatic rupture of greater saphenous vein at hip and thigh level

7th S75.221 Major laceration of greater saphenous vein at hip and thigh level, right leg CC POA CC/MCC Exc

7th S75.222 Major laceration of greater saphenous vein at hip and thigh level, left leg CC POA CC/MCC Exc

7th S75.229 Major laceration of greater saphenous vein at hip and thigh level, unspecified leg CC POA CC/MCC Exc

6th S75.29 Other specified injury of greater saphenous vein at hip and thigh level

7th S75.291 Other specified injury of greater saphenous vein at hip and thigh level, right leg CC POA CC/MCC Exc

7th S75.292 Other specified injury of greater saphenous vein at hip and thigh level, left leg CC POA CC/MCC Exc

7th S75.299 Other specified injury of greater saphenous vein at hip and thigh level, unspecified leg CC POA CC/MCC Exc

5th S75.8 Injury of other blood vessels at hip and thigh level

6th S75.80 Unspecified injury of other blood vessels at hip and thigh level

7th S75.801 Unspecified injury of other blood vessels at hip and thigh level, right leg CC POA CC/MCC Exc

7th S75.802 Unspecified injury of other blood vessels at hip and thigh level, left leg CC POA CC/MCC Exc

7th S75.809 Unspecified injury of other blood vessels at hip and thigh level, unspecified leg CC POA CC/MCC Exc

6th S75.81 Laceration of other blood vessels at hip and thigh level

7th S75.811 Laceration of other blood vessels at hip and thigh level, right leg CC POA CC/MCC Exc

7th S75.812 Laceration of other blood vessels at hip and thigh level, left leg CC POA CC/MCC Exc

7th S75.819 Laceration of other blood vessels at hip and thigh level, unspecified leg CC POA CC/MCC Exc

6th S75.89 Other specified injury of other blood vessels at hip and thigh level

7th S75.891 Other specified injury of other blood vessels at hip and thigh level, right leg CC POA CC/MCC Exc

7th S75.892 Other specified injury of other blood vessels at hip and thigh level, left leg CC POA CC/MCC Exc

7th S75.899 Other specified injury of other blood vessels at hip and thigh level, unspecified leg CC POA CC/MCC Exc

- 5th S75.9 Injury of unspecified blood vessel at hip and thigh level
  - 6th S75.90 Unspecified injury of unspecified blood vessel at hip and thigh level
    - 7th S75.901 Unspecified injury of unspecified blood vessel at hip and thigh level, right leg CC POA CC/MCC Exc
    - 7th S75.902 Unspecified injury of unspecified blood vessel at hip and thigh level, left leg CC POA CC/MCC Exc
    - 7th S75.909 Unspecified injury of unspecified blood vessel at hip and thigh level, unspecified leg CC POA CC/MCC Exc
  - 6th S75.91 Laceration of unspecified blood vessel at hip and thigh level
    - 7th S75.911 Laceration of unspecified blood vessel at hip and thigh level, right leg CC POA CC/MCC Exc
    - 7th S75.912 Laceration of unspecified blood vessel at hip and thigh level, left leg CC POA CC/MCC Exc
    - 7th S75.919 Laceration of unspecified blood vessel at hip and thigh level, unspecified leg CC POA CC/MCC Exc
  - 6th S75.99 Other specified injury of unspecified blood vessel at hip and thigh level
    - 7th S75.991 Other specified injury of unspecified blood vessel at hip and thigh level, right leg CC POA CC/MCC Exc
    - 7th S75.992 Other specified injury of unspecified blood vessel at hip and thigh level, left leg CC POA CC/MCC Exc
    - 7th S75.999 Other specified injury of unspecified blood vessel at hip and thigh level, unspecified leg CC POA CC/MCC Exc

4th S76 Injury of muscle, fascia and tendon at hip and thigh level

Code also any associated open wound (S71.-)

EXCLUDES2 *injury of muscle, fascia and tendon at lower leg level (S86)*

sprain of joint and ligament of hip (S73.1)

The appropriate 7th character is to be added to each code from category S76

A = initial encounter

D = subsequent encounter

S = sequela

5th S76.0 Injury of muscle, fascia and tendon of hip

6th S76.00 Unspecified injury of muscle, fascia and tendon of hip

7th S76.001 Unspecified injury of muscle, fascia and tendon of right hip POA CC/MCC Exc

7th S76.002 Unspecified injury of muscle, fascia and tendon of left hip POA CC/MCC Exc

7th S76.009 Unspecified injury of muscle, fascia and tendon of unspecified hip POA CC/MCC Exc

6th S76.01 Strain of muscle, fascia and tendon of hip

7th S76.011 Strain of muscle, fascia and tendon of right hip POA CC/MCC Exc

7th S76.012 Strain of muscle, fascia and tendon of left hip POA CC/MCC Exc

7th S76.019 Strain of muscle, fascia and tendon of unspecified hip POA CC/MCC Exc

6th S76.02 Laceration of muscle, fascia and tendon of hip
- 7th S76.021 Laceration of muscle, fascia and tendon of right hip CC POA CC/MCC Exc
- 7th S76.022 Laceration of muscle, fascia and tendon of left hip CC POA CC/MCC Exc
- 7th S76.029 Laceration of muscle, fascia and tendon of unspecified hip CC POA CC/MCC Exc

6th S76.09 Other specified injury of muscle, fascia and tendon of hip
- 7th S76.091 Other specified injury of muscle, fascia and tendon of right hip POA CC/MCC Exc
- 7th S76.092 Other specified injury of muscle, fascia and tendon of left hip POA CC/MCC Exc
- 7th S76.099 Other specified injury of muscle, fascia and tendon of unspecified hip POA CC/MCC Exc

5th S76.1 Injury of quadriceps muscle, fascia and tendon

Injury of patellar ligament (tendon)

6th S76.10 Unspecified injury of quadriceps muscle, fascia and tendon
- 7th S76.101 Unspecified injury of right quadriceps muscle, fascia and tendon POA CC/MCC Exc
- 7th S76.102 Unspecified injury of left quadriceps muscle, fascia and tendon POA CC/MCC Exc
- 7th S76.109 Unspecified injury of unspecified quadriceps muscle, fascia and tendon POA CC/MCC Exc

6th S76.11 Strain of quadriceps muscle, fascia and tendon
- 7th S76.111 Strain of right quadriceps muscle, fascia and tendon POA CC/MCC Exc
- 7th S76.112 Strain of left quadriceps muscle, fascia and tendon POA CC/MCC Exc
- 7th S76.119 Strain of unspecified quadriceps muscle, fascia and tendon POA CC/MCC Exc

6th S76.12 Laceration of quadriceps muscle, fascia and tendon
- 7th S76.121 Laceration of right quadriceps muscle, fascia and tendon CC POA CC/MCC Exc
- 7th S76.122 Laceration of left quadriceps muscle, fascia and tendon CC POA CC/MCC Exc
- 7th S76.129 Laceration of unspecified quadriceps muscle, fascia and tendon CC POA CC/MCC Exc

6th S76.19 Other specified injury of quadriceps muscle, fascia and tendon
- 7th S76.191 Other specified injury of right quadriceps muscle, fascia and tendon POA CC/MCC Exc
- 7th S76.192 Other specified injury of left quadriceps muscle, fascia and tendon POA CC/MCC Exc
- 7th S76.199 Other specified injury of unspecified quadriceps muscle, fascia and tendon POA CC/MCC Exc

- 5th S76.2 Injury of adductor muscle, fascia and tendon of thigh
  - 6th S76.20 Unspecified injury of adductor muscle, fascia and tendon of thigh
    - 7th S76.201 Unspecified injury of adductor muscle, fascia and tendon of right thigh POA CC/MCC Exc
    - 7th S76.202 Unspecified injury of adductor muscle, fascia and tendon of left thigh POA CC/MCC Exc
    - 7th S76.209 Unspecified injury of adductor muscle, fascia and tendon of unspecified thigh POA CC/MCC Exc
  - 6th S76.21 Strain of adductor muscle, fascia and tendon of thigh
    - 7th S76.211 Strain of adductor muscle, fascia and tendon of right thigh POA CC/MCC Exc
    - 7th S76.212 Strain of adductor muscle, fascia and tendon of left thigh POA CC/MCC Exc
    - 7th S76.219 Strain of adductor muscle, fascia and tendon of unspecified thigh POA CC/MCC Exc
  - 6th S76.22 Laceration of adductor muscle, fascia and tendon of thigh
    - 7th S76.221 Laceration of adductor muscle, fascia and tendon of right thigh CC POA CC/MCC Exc
    - 7th S76.222 Laceration of adductor muscle, fascia and tendon of left thigh CC POA CC/MCC Exc
    - 7th S76.229 Laceration of adductor muscle, fascia and tendon of unspecified thigh CC POA CC/MCC Exc
  - 6th S76.29 Other injury of adductor muscle, fascia and tendon of thigh
    - 7th S76.291 Other injury of adductor muscle, fascia and tendon of right thigh POA CC/MCC Exc
    - 7th S76.292 Other injury of adductor muscle, fascia and tendon of left thigh POA CC/MCC Exc
    - 7th S76.299 Other injury of adductor muscle, fascia and tendon of unspecified thigh POA CC/MCC Exc

5th S76.3 Injury of muscle, fascia and tendon of the posterior muscle group at thigh level

- 6th S76.30 Unspecified injury of muscle, fascia and tendon of the posterior muscle group at thigh level
  - 7th S76.301 Unspecified injury of muscle, fascia and tendon of the posterior muscle group at thigh level, right thigh POA CC/MCC Exc
  - 7th S76.302 Unspecified injury of muscle, fascia and tendon of the posterior muscle group at thigh level, left thigh POA CC/MCC Exc
  - 7th S76.309 Unspecified injury of muscle, fascia and tendon of the posterior muscle group at thigh level, unspecified thigh POA CC/MCC Exc
- 6th S76.31 Strain of muscle, fascia and tendon of the posterior muscle group at thigh level
  - 7th S76.311 Strain of muscle, fascia and tendon of the posterior muscle group at thigh level, right thigh POA CC/MCC Exc
  - 7th S76.312 Strain of muscle, fascia and tendon of the posterior muscle group at thigh level, left thigh POA CC/MCC Exc
  - 7th S76.319 Strain of muscle, fascia and tendon of the posterior muscle group at thigh level, unspecified thigh POA CC/MCC Exc
- 6th S76.32 Laceration of muscle, fascia and tendon of the posterior muscle group at thigh level
  - 7th S76.321 Laceration of muscle, fascia and tendon of the posterior muscle group at thigh level, right thigh CC POA CC/MCC Exc
  - 7th S76.322 Laceration of muscle, fascia and tendon of the posterior muscle group at thigh level, left thigh CC POA CC/MCC Exc
  - 7th S76.329 Laceration of muscle, fascia and tendon of the posterior muscle group at thigh level, unspecified thigh CC POA CC/MCC Exc
- 6th S76.39 Other specified injury of muscle, fascia and tendon of the posterior muscle group at thigh level
  - 7th S76.391 Other specified injury of muscle, fascia and tendon of the posterior muscle group at thigh level, right thigh POA CC/MCC Exc
  - 7th S76.392 Other specified injury of muscle, fascia and tendon of the posterior muscle group at thigh level, left thigh POA CC/MCC Exc
  - 7th S76.399 Other specified injury of muscle, fascia and tendon of the posterior muscle group at thigh level, unspecified thigh POA CC/MCC Exc

- 5th S76.8 Injury of other specified muscles, fascia and tendons at thigh level
  - 6th S76.80 Unspecified injury of other specified muscles, fascia and tendons at thigh level
    - 7th S76.801 Unspecified injury of other specified muscles, fascia and tendons at thigh level, right thigh POA CC/MCC Exc
    - 7th S76.802 Unspecified injury of other specified muscles, fascia and tendons at thigh level, left thigh POA CC/MCC Exc
    - 7th S76.809 Unspecified injury of other specified muscles, fascia and tendons at thigh level, unspecified thigh POA CC/MCC Exc
  - 6th S76.81 Strain of other specified muscles, fascia and tendons at thigh level
    - 7th S76.811 Strain of other specified muscles, fascia and tendons at thigh level, right thigh POA CC/MCC Exc
    - 7th S76.812 Strain of other specified muscles, fascia and tendons at thigh level, left thigh POA CC/MCC Exc
    - 7th S76.819 Strain of other specified muscles, fascia and tendons at thigh level, unspecified thigh POA CC/MCC Exc
  - 6th S76.82 Laceration of other specified muscles, fascia and tendons at thigh level
    - 7th S76.821 Laceration of other specified muscles, fascia and tendons at thigh level, right thigh CC POA CC/MCC Exc
    - 7th S76.822 Laceration of other specified muscles, fascia and tendons at thigh level, left thigh CC POA CC/MCC Exc
    - 7th S76.829 Laceration of other specified muscles, fascia and tendons at thigh level, unspecified thigh CC POA CC/MCC Exc
  - 6th S76.89 Other injury of other specified muscles, fascia and tendons at thigh level
    - 7th S76.891 Other injury of other specified muscles, fascia and tendons at thigh level, right thigh POA CC/MCC Exc
    - 7th S76.892 Other injury of other specified muscles, fascia and tendons at thigh level, left thigh POA CC/MCC Exc
    - 7th S76.899 Other injury of other specified muscles, fascia and tendons at thigh level, unspecified thigh POA CC/MCC Exc

5th S76.9 Injury of unspecified muscles, fascia and tendons at thigh level

- 6th S76.90 Unspecified injury of unspecified muscles, fascia and tendons at thigh level
  - 7th S76.901 Unspecified injury of unspecified muscles, fascia and tendons at thigh level, right thigh POA CC/MCC Exc
  - 7th S76.902 Unspecified injury of unspecified muscles, fascia and tendons at thigh level, left thigh POA CC/MCC Exc
  - 7th S76.909 Unspecified injury of unspecified muscles, fascia and tendons at thigh level, unspecified thigh POA CC/MCC Exc
- 6th S76.91 Strain of unspecified muscles, fascia and tendons at thigh level
  - 7th S76.911 Strain of unspecified muscles, fascia and tendons at thigh level, right thigh POA CC/MCC Exc
  - 7th S76.912 Strain of unspecified muscles, fascia and tendons at thigh level, left thigh POA CC/MCC Exc
  - 7th S76.919 Strain of unspecified muscles, fascia and tendons at thigh level, unspecified thigh POA CC/MCC Exc
- 6th S76.92 Laceration of unspecified muscles, fascia and tendons at thigh level
  - 7th S76.921 Laceration of unspecified muscles, fascia and tendons at thigh level, right thigh CC POA CC/MCC Exc
  - 7th S76.922 Laceration of unspecified muscles, fascia and tendons at thigh level, left thigh CC POA CC/MCC Exc
  - 7th S76.929 Laceration of unspecified muscles, fascia and tendons at thigh level, unspecified thigh CC POA CC/MCC Exc
- 6th S76.99 Other specified injury of unspecified muscles, fascia and tendons at thigh level
  - 7th S76.991 Other specified injury of unspecified muscles, fascia and tendons at thigh level, right thigh POA CC/MCC Exc
  - 7th S76.992 Other specified injury of unspecified muscles, fascia and tendons at thigh level, left thigh POA CC/MCC Exc
  - 7th S76.999 Other specified injury of unspecified muscles, fascia and tendons at thigh level, unspecified thigh POA CC/MCC Exc

4th S77 Crushing injury of hip and thigh

Use additional code(s) for all associated injuries

EXCLUDES2 *crushing injury of ankle and foot (S97.-)*

crushing injury of lower leg (S87.-)

The appropriate 7th character is to be added to each code from category S77

A = initial encounter

D = subsequent encounter

S = sequela

5th S77.0 Crushing injury of hip

- x7th S77.00 Crushing injury of unspecified hip CC POA HAC CC/MCC Exc
- x7th S77.01 Crushing injury of right hip CC POA HAC CC/MCC Exc
- x7th S77.02 Crushing injury of left hip CC POA HAC CC/MCC Exc

5th S77.1 Crushing injury of thigh

- x7th S77.10 Crushing injury of unspecified thigh CC POA HAC CC/MCC Exc
- x7th S77.11 Crushing injury of right thigh CC POA HAC CC/MCC Exc
- x7th S77.12 Crushing injury of left thigh CC POA HAC CC/MCC Exc

5th S77.2 Crushing injury of hip with thigh

- x7th S77.20 Crushing injury of unspecified hip with thigh POA CC/MCC Exc
- x7th S77.21 Crushing injury of right hip with thigh POA CC/MCC Exc
- x7th S77.22 Crushing injury of left hip with thigh POA CC/MCC Exc

4th S78 Traumatic amputation of hip and thigh

An amputation not identified as partial or complete should be coded to complete

EXCLUDES1 *traumatic amputation of knee (S88.0-)*

The appropriate 7th character is to be added to each code from category S78

A = initial encounter

D = subsequent encounter

S = sequela

5th S78.0 Traumatic amputation at hip joint

6th S78.01 Complete traumatic amputation at hip joint

7th S78.011 Complete traumatic amputation at right hip joint CC POA HCC CC/MCC Exc

7th S78.012 Complete traumatic amputation at left hip joint CC POA HCC CC/MCC Exc

7th S78.019 Complete traumatic amputation at unspecified hip joint CC POA HCC CC/MCC Exc

6th S78.02 Partial traumatic amputation at hip joint

7th S78.021 Partial traumatic amputation at right hip joint CC POA HCC CC/MCC Exc

7th S78.022 Partial traumatic amputation at left hip joint CC POA HCC CC/MCC Exc

7th S78.029 Partial traumatic amputation at unspecified hip joint CC POA HCC CC/MCC Exc

5th S78.1 Traumatic amputation at level between hip and knee

EXCLUDES1 *traumatic amputation of knee (S88.0-)*

6th S78.11 Complete traumatic amputation at level between hip and knee

7th S78.111 Complete traumatic amputation at level between right hip and knee CC POA HCC CC/MCC Exc

7th S78.112 Complete traumatic amputation at level between left hip and knee CC POA HCC CC/MCC Exc

7th S78.119 Complete traumatic amputation at level between unspecified hip and knee CC POA HCC CC/MCC Exc

6th S78.12 Partial traumatic amputation at level between hip and knee

7th S78.121 Partial traumatic amputation at level between right hip and knee CC POA HCC CC/MCC Exc

7th S78.122 Partial traumatic amputation at level between left hip and knee CC POA HCC CC/MCC Exc

7th S78.129 Partial traumatic amputation at level between unspecified hip and knee CC POA HCC CC/MCC Exc

5th S78.9 Traumatic amputation of hip and thigh, level unspecified

6th S78.91 Complete traumatic amputation of hip and thigh, level unspecified

7th S78.911 Complete traumatic amputation of right hip and thigh, level unspecified CC POA HCC CC/MCC Exc

7th S78.912 Complete traumatic amputation of left hip and thigh, level unspecified CC POA HCC CC/MCC Exc

7th S78.919 Complete traumatic amputation of unspecified hip and thigh, level unspecified CC POA HCC CC/MCC Exc

6th S78.92 Partial traumatic amputation of hip and thigh, level unspecified

7th S78.921 Partial traumatic amputation of right hip and thigh, level unspecified CC POA HCC CC/MCC Exc

7th S78.922 Partial traumatic amputation of left hip and thigh, level unspecified CC POA HCC CC/MCC Exc

7th S78.929 Partial traumatic amputation of unspecified hip and thigh, level unspecified CC POA HCC CC/MCC Exc

4th S79 Other and unspecified injuries of hip and thigh

See Official Guidelines, "Coding of Traumatic Fractures" I.C.19.c

NOTES A fracture not indicated as open or closed should be coded to closed

The appropriate 7th character is to be added to each code from subcategories S79.0 and S79.1

A = initial encounter for closed fracture

D = subsequent encounter for fracture with routine healing

G = subsequent encounter for fracture with delayed healing

K = subsequent encounter for fracture with nonunion

P = subsequent encounter for fracture with malunion

S = sequela

5th S79.0 Physeal fracture of upper end of femur

EXCLUDES1 apophyseal fracture of upper end of femur (S72.13-)

nontraumatic slipped upper femoral epiphysis (M93.0-)

6th S79.00 Unspecified physeal fracture of upper end of femur

7th S79.001 Unspecified physeal fracture of upper end of right femur CC POA HAC HCC MCC CC/MCC Exc

7th S79.002 Unspecified physeal fracture of upper end of left femur CC POA HAC HCC MCC CC/MCC Exc

7th S79.009 Unspecified physeal fracture of upper end of unspecified femur CC POA HAC HCC MCC CC/MCC Exc

6th S79.01 Salter-Harris Type I physeal fracture of upper end of femur

Acute on chronic slipped capital femoral epiphysis (traumatic)

Acute slipped capital femoral epiphysis (traumatic)

Capital femoral epiphyseal fracture

EXCLUDES1 chronic slipped upper femoral epiphysis (nontraumatic) (M93.02-)

7th S79.011 Salter-Harris Type I physeal fracture of upper end of right femur CC POA HAC HCC MCC CC/MCC Exc

7th S79.012 Salter-Harris Type I physeal fracture of upper end of left femur CC POA HAC HCC MCC CC/MCC Exc

7th S79.019 Salter-Harris Type I physeal fracture of upper end of unspecified femur CC POA HAC HCC MCC CC/MCC Exc

6th S79.09 Other physeal fracture of upper end of femur

7th S79.091 Other physeal fracture of upper end of right femur CC POA HAC HCC MCC CC/MCC Exc

7th S79.092 Other physeal fracture of upper end of left femur CC POA HAC HCC MCC CC/MCC Exc

7th S79.099 Other physeal fracture of upper end of unspecified femur CC POA HAC HCC MCC CC/MCC Exc

5th S79.1 Physeal fracture of lower end of femur

- 6th S79.10 Unspecified physeal fracture of lower end of femur
  - 7th S79.101 Unspecified physeal fracture of lower end of right femur CC POA HAC HCC CC/MCC Exc
  - 7th S79.102 Unspecified physeal fracture of lower end of left femur CC POA HAC HCC CC/MCC Exc
  - 7th S79.109 Unspecified physeal fracture of lower end of unspecified femur CC POA HAC HCC CC/MCC Exc
- 6th S79.11 Salter-Harris Type I physeal fracture of lower end of femur
  - 7th S79.111 Salter-Harris Type I physeal fracture of lower end of right femur CC POA HAC HCC CC/MCC Exc
  - 7th S79.112 Salter-Harris Type I physeal fracture of lower end of left femur CC POA HAC HCC CC/MCC Exc
  - 7th S79.119 Salter-Harris Type I physeal fracture of lower end of unspecified femur CC POA HAC HCC CC/MCC Exc
- 6th S79.12 Salter-Harris Type II physeal fracture of lower end of femur
  - 7th S79.121 Salter-Harris Type II physeal fracture of lower end of right femur CC POA HAC HCC CC/MCC Exc
  - 7th S79.122 Salter-Harris Type II physeal fracture of lower end of left femur CC POA HAC HCC CC/MCC Exc
  - 7th S79.129 Salter-Harris Type II physeal fracture of lower end of unspecified femur CC POA HAC HCC CC/MCC Exc
- 6th S79.13 Salter-Harris Type III physeal fracture of lower end of femur
  - 7th S79.131 Salter-Harris Type III physeal fracture of lower end of right femur CC POA HAC HCC CC/MCC Exc
  - 7th S79.132 Salter-Harris Type III physeal fracture of lower end of left femur CC POA HAC HCC CC/MCC Exc
  - 7th S79.139 Salter-Harris Type III physeal fracture of lower end of unspecified femur CC POA HAC HCC CC/MCC Exc
- 6th S79.14 Salter-Harris Type IV physeal fracture of lower end of femur
  - 7th S79.141 Salter-Harris Type IV physeal fracture of lower end of right femur CC POA HAC HCC CC/MCC Exc
  - 7th S79.142 Salter-Harris Type IV physeal fracture of lower end of left femur CC POA HAC HCC CC/MCC Exc
  - 7th S79.149 Salter-Harris Type IV physeal fracture of lower end of unspecified femur CC POA HAC HCC CC/MCC Exc
- 6th S79.19 Other physeal fracture of lower end of femur
  - 7th S79.191 Other physeal fracture of lower end of right femur CC POA HAC HCC CC/MCC Exc
  - 7th S79.192 Other physeal fracture of lower end of left femur CC POA HAC HCC CC/MCC Exc
  - 7th S79.199 Other physeal fracture of lower end of unspecified femur CC POA HAC HCC CC/MCC Exc

5th S79.8 Other specified injuries of hip and thigh

The appropriate 7th character is to be added to each code in subcategory S79.8

A = initial encounter

D = subsequent encounter

S = sequela

6th S79.81 Other specified injuries of hip

7th S79.811 Other specified injuries of right hip POA CC/MCC Exc

7th S79.812 Other specified injuries of left hip POA CC/MCC Exc

7th S79.819 Other specified injuries of unspecified hip POA CC/MCC Exc

6th S79.82 Other specified injuries of thigh

7th S79.821 Other specified injuries of right thigh POA CC/MCC Exc

7th S79.822 Other specified injuries of left thigh POA CC/MCC Exc

7th S79.829 Other specified injuries of unspecified thigh POA CC/MCC Exc

5th S79.9 Unspecified injury of hip and thigh

The appropriate 7th character is to be added to each code in subcategory S79.9

A = initial encounter

D = subsequent encounter

S = sequela

6th S79.91 Unspecified injury of hip

7th S79.911 Unspecified injury of right hip POA CC/MCC Exc

7th S79.912 Unspecified injury of left hip POA CC/MCC Exc

7th S79.919 Unspecified injury of unspecified hip POA CC/MCC Exc

6th S79.92 Unspecified injury of thigh

7th S79.921 Unspecified injury of right thigh POA CC/MCC Exc

7th S79.922 Unspecified injury of left thigh POA CC/MCC Exc

7th S79.929 Unspecified injury of unspecified thigh POA CC/MCC Exc

Injuries to the knee and lower leg (S80-S89)

EXCLUDES2 *burns and corrosions (T20-T32)*
frostbite (T33-T34)
injuries of ankle and foot, except fracture of ankle and malleolus (S90-S99)
insect bite or sting, venomous (T63.4)

4th S80 Superficial injury of knee and lower leg

EXCLUDES2 *superficial injury of ankle and foot (S90.-)*

The appropriate 7th character is to be added to each code from category S80

A = initial encounter

D = subsequent encounter

S = sequela

5th S80.0 Contusion of knee

x7th S80.00 Contusion of unspecified knee POA

x7th S80.01 Contusion of right knee POA

x7th S80.02 Contusion of left knee POA

5th S80.1 Contusion of lower leg

x7th S80.10 Contusion of unspecified lower leg POA

x7th S80.11 Contusion of right lower leg POA

x7th S80.12 Contusion of left lower leg POA

5th S80.2 Other superficial injuries of knee

6th S80.21 Abrasion of knee

7th S80.211 Abrasion, right knee POA

7th S80.212 Abrasion, left knee POA

7th S80.219 Abrasion, unspecified knee POA

6th S80.22 Blister (nonthermal) of knee

7th S80.221 Blister (nonthermal), right knee POA

7th S80.222 Blister (nonthermal), left knee POA

7th S80.229 Blister (nonthermal), unspecified knee POA

6th S80.24 External constriction of knee

7th S80.241 External constriction, right knee POA

7th S80.242 External constriction, left knee POA

7th S80.249 External constriction, unspecified knee POA

6th S80.25 Superficial foreign body of knee

Splinter in the knee

7th S80.251 Superficial foreign body, right knee POA

7th S80.252 Superficial foreign body, left knee POA

7th S80.259 Superficial foreign body, unspecified knee POA

6th S80.26 Insect bite (nonvenomous) of knee

7th S80.261 Insect bite (nonvenomous), right knee POA

7th S80.262 Insect bite (nonvenomous), left knee POA

7th S80.269 Insect bite (nonvenomous), unspecified knee POA

6th S80.27 Other superficial bite of knee

EXCLUDES1 *open bite of knee (S81.05-)*

7th S80.271 Other superficial bite of right knee POA

7th S80.272 Other superficial bite of left knee POA

7th S80.279 Other superficial bite of unspecified knee POA

5th S80.8 Other superficial injuries of lower leg

6th S80.81 Abrasion of lower leg

7th S80.811 Abrasion, right lower leg POA

7th S80.812 Abrasion, left lower leg POA

7th S80.819 Abrasion, unspecified lower leg POA

6th S80.82 Blister (nonthermal) of lower leg

7th S80.821 Blister (nonthermal), right lower leg POA

7th S80.822 Blister (nonthermal), left lower leg POA

7th S80.829 Blister (nonthermal), unspecified lower leg POA

6th S80.84 External constriction of lower leg

7th S80.841 External constriction, right lower leg POA

7th S80.842 External constriction, left lower leg POA

7th S80.849 External constriction, unspecified lower leg POA

6th S80.85 Superficial foreign body of lower leg

Splinter in the lower leg

7th S80.851 Superficial foreign body, right lower leg POA

7th S80.852 Superficial foreign body, left lower leg POA

7th S80.859 Superficial foreign body, unspecified lower leg POA

6th S80.86 Insect bite (nonvenomous) of lower leg

7th S80.861 Insect bite (nonvenomous), right lower leg POA

7th S80.862 Insect bite (nonvenomous), left lower leg POA

7th S80.869 Insect bite (nonvenomous), unspecified lower leg POA

6th S80.87 Other superficial bite of lower leg

EXCLUDES1 *open bite of lower leg (S81.85-)*

7th S80.871 Other superficial bite, right lower leg POA

7th S80.872 Other superficial bite, left lower leg POA

7th S80.879 Other superficial bite, unspecified lower leg POA

- 5th S80.9 Unspecified superficial injury of knee and lower leg
  - 6th S80.91 Unspecified superficial injury of knee
    - 7th S80.911 Unspecified superficial injury of right knee POA
    - 7th S80.912 Unspecified superficial injury of left knee POA
    - 7th S80.919 Unspecified superficial injury of unspecified knee POA
  - 6th S80.92 Unspecified superficial injury of lower leg
    - 7th S80.921 Unspecified superficial injury of right lower leg POA
    - 7th S80.922 Unspecified superficial injury of left lower leg POA
    - 7th S80.929 Unspecified superficial injury of unspecified lower leg POA

4th S81 Open wound of knee and lower leg

Code also any associated wound infection

EXCLUDES1 *open fracture of knee and lower leg (S82.-)*

traumatic amputation of lower leg (S88.-)

EXCLUDES2 *open wound of ankle and foot (S91.-)*

The appropriate 7th character is to be added to each code from category S81

A = initial encounter

D = subsequent encounter

S = sequela

5th S81.0 Open wound of knee

6th S81.00 Unspecified open wound of knee

7th S81.001 Unspecified open wound, right knee POA CC/MCC Exc

7th S81.002 Unspecified open wound, left knee POA CC/MCC Exc

7th S81.009 Unspecified open wound, unspecified knee POA CC/MCC Exc

6th S81.01 Laceration without foreign body of knee

7th S81.011 Laceration without foreign body, right knee POA CC/MCC Exc

7th S81.012 Laceration without foreign body, left knee POA CC/MCC Exc

7th S81.019 Laceration without foreign body, unspecified knee POA CC/MCC Exc

6th S81.02 Laceration with foreign body of knee

7th S81.021 Laceration with foreign body, right knee POA CC/MCC Exc

7th S81.022 Laceration with foreign body, left knee POA CC/MCC Exc

7th S81.029 Laceration with foreign body, unspecified knee POA CC/MCC Exc

6th S81.03 Puncture wound without foreign body of knee

7th S81.031 Puncture wound without foreign body, right knee POA CC/MCC Exc

AHA: Q1 2025

7th S81.032 Puncture wound without foreign body, left knee POA CC/MCC Exc

7th S81.039 Puncture wound without foreign body, unspecified knee POA CC/MCC Exc

6th S81.04 Puncture wound with foreign body of knee

7th S81.041 Puncture wound with foreign body, right knee POA CC/MCC Exc

7th S81.042 Puncture wound with foreign body, left knee POA CC/MCC Exc

7th S81.049 Puncture wound with foreign body, unspecified knee POA CC/MCC Exc

6th S81.05 Open bite of knee

Bite of knee NOS

EXCLUDES1 *superficial bite of knee (S80.27-)*

7th S81.051 Open bite, right knee POA CC/MCC Exc

7th S81.052 Open bite, left knee POA CC/MCC Exc

7th S81.059 Open bite, unspecified knee POA CC/MCC Exc

5th S81.8 Open wound of lower leg

6th S81.80 Unspecified open wound of lower leg

7th S81.801 Unspecified open wound, right lower leg POA CC/MCC Exc

7th S81.802 Unspecified open wound, left lower leg POA CC/MCC Exc

7th S81.809 Unspecified open wound, unspecified lower leg POA CC/MCC Exc

6th S81.81 Laceration without foreign body of lower leg

7th S81.811 Laceration without foreign body, right lower leg POA CC/MCC Exc

7th S81.812 Laceration without foreign body, left lower leg POA CC/MCC Exc

7th S81.819 Laceration without foreign body, unspecified lower leg POA CC/MCC Exc

6th S81.82 Laceration with foreign body of lower leg

7th S81.821 Laceration with foreign body, right lower leg POA CC/MCC Exc

7th S81.822 Laceration with foreign body, left lower leg POA CC/MCC Exc

7th S81.829 Laceration with foreign body, unspecified lower leg POA CC/MCC Exc

6th S81.83 Puncture wound without foreign body of lower leg

7th S81.831 Puncture wound without foreign body, right lower leg POA CC/MCC Exc

7th S81.832 Puncture wound without foreign body, left lower leg POA CC/MCC Exc

7th S81.839 Puncture wound without foreign body, unspecified lower leg POA CC/MCC Exc

6th S81.84 Puncture wound with foreign body of lower leg

7th S81.841 Puncture wound with foreign body, right lower leg POA CC/MCC Exc

AHA: Q3 2016

7th S81.842 Puncture wound with foreign body, left lower leg POA CC/MCC Exc

7th S81.849 Puncture wound with foreign body, unspecified lower leg POA CC/MCC Exc

6th S81.85 Open bite of lower leg

Bite of lower leg NOS

EXCLUDES1 *superficial bite of lower leg (S80.86-, S80.87-)*

7th S81.851 Open bite, right lower leg POA CC/MCC Exc

7th S81.852 Open bite, left lower leg POA CC/MCC Exc

7th S81.859 Open bite, unspecified lower leg POA CC/MCC Exc

4th S82 Fracture of lower leg, including ankle

See Official Guidelines, "Coding of Traumatic Fractures" I.C.19.c

NOTES A fracture not indicated as displaced or nondisplaced should be coded to displaced

A fracture not indicated as open or closed should be coded to closed

The open fracture designations are based on the Gustilo open fracture classification

INCLUDES *fracture of malleolus*

EXCLUDES1 *traumatic amputation of lower leg (S88.-)*

EXCLUDES2 *fracture of foot, except ankle (S92.-)*

periprosthetic fracture around internal prosthetic ankle joint (M97.2)

periprosthetic fracture around internal prosthetic implant of knee joint (M97.1-)

The appropriate 7th character is to be added to all codes from category S82

A = initial encounter for closed fracture

B = initial encounter for open fracture type I or II initial encounter for open fracture NOS

C = initial encounter for open fracture type IIIA, IIIB, or IIIC

D = subsequent encounter for closed fracture with routine healing

E = subsequent encounter for open fracture type I or II with routine healing

F = subsequent encounter for open fracture type IIIA, IIIB, or IIIC with routine healing

G = subsequent encounter for closed fracture with delayed healing

H = subsequent encounter for open fracture type I or II with delayed healing

J = subsequent encounter for open fracture type IIIA, IIIB, or IIIC with delayed healing

K = subsequent encounter for closed fracture with nonunion

M = subsequent encounter for open fracture type I or II with nonunion

N = subsequent encounter for open fracture type IIIA, IIIB, or IIIC with nonunion

P = subsequent encounter for closed fracture with malunion

Q = subsequent encounter for open fracture type I or II with malunion

R = subsequent encounter for open fracture type IIIA, IIIB, or IIIC with malunion

S = sequela

5th S82.0 Fracture of patella

Knee cap

6th S82.00 Unspecified fracture of patella

7th S82.001 Unspecified fracture of right patella CC POA HAC CC/MCC Exc

7th S82.002 Unspecified fracture of left patella CC POA HAC CC/MCC Exc

7th S82.009 Unspecified fracture of unspecified patella CC POA HAC CC/MCC Exc

6th S82.01 Osteochondral fracture of patella

7th S82.011 Displaced osteochondral fracture of right patella CC POA HAC CC/MCC Exc

7th S82.012 Displaced osteochondral fracture of left patella CC POA HAC CC/MCC Exc

7th S82.013 Displaced osteochondral fracture of unspecified patella CC POA HAC CC/MCC Exc

7th S82.014 Nondisplaced osteochondral fracture of right patella CC POA HAC CC/MCC Exc

7th S82.015 Nondisplaced osteochondral fracture of left patella CC POA HAC CC/MCC Exc

7th S82.016 Nondisplaced osteochondral fracture of unspecified patella CC POA HAC CC/MCC Exc

6th S82.02 Longitudinal fracture of patella

7th S82.021 Displaced longitudinal fracture of right patella CC POA HAC CC/MCC Exc

7th S82.022 Displaced longitudinal fracture of left patella CC POA HAC CC/MCC Exc

7th S82.023 Displaced longitudinal fracture of unspecified patella CC POA HAC CC/MCC Exc

7th S82.024 Nondisplaced longitudinal fracture of right patella CC POA HAC CC/MCC Exc

7th S82.025 Nondisplaced longitudinal fracture of left patella CC POA HAC CC/MCC Exc

7th S82.026 Nondisplaced longitudinal fracture of unspecified patella CC POA HAC CC/MCC Exc

- 6th S82.03 Transverse fracture of patella
  - 7th S82.031 Displaced transverse fracture of right patella CC POA HAC CC/MCC Exc
  - 7th S82.032 Displaced transverse fracture of left patella CC POA HAC CC/MCC Exc
  - 7th S82.033 Displaced transverse fracture of unspecified patella CC POA HAC CC/MCC Exc
  - 7th S82.034 Nondisplaced transverse fracture of right patella CC POA HAC CC/MCC Exc
  - 7th S82.035 Nondisplaced transverse fracture of left patella CC POA HAC CC/MCC Exc
  - 7th S82.036 Nondisplaced transverse fracture of unspecified patella CC POA HAC CC/MCC Exc
- 6th S82.04 Comminuted fracture of patella
  - 7th S82.041 Displaced comminuted fracture of right patella CC POA HAC CC/MCC Exc
  - 7th S82.042 Displaced comminuted fracture of left patella CC POA HAC CC/MCC Exc
  - 7th S82.043 Displaced comminuted fracture of unspecified patella CC POA HAC CC/MCC Exc
  - 7th S82.044 Nondisplaced comminuted fracture of right patella CC POA HAC CC/MCC Exc
  - 7th S82.045 Nondisplaced comminuted fracture of left patella CC POA HAC CC/MCC Exc
  - 7th S82.046 Nondisplaced comminuted fracture of unspecified patella CC POA HAC CC/MCC Exc
- 6th S82.09 Other fracture of patella
  - 7th S82.091 Other fracture of right patella CC POA HAC CC/MCC Exc
  - 7th S82.092 Other fracture of left patella CC POA HAC CC/MCC Exc
  - 7th S82.099 Other fracture of unspecified patella CC POA HAC CC/MCC Exc

5th S82.1 Fracture of upper end of tibia

Fracture of proximal end of tibia

EXCLUDES2 *fracture of shaft of tibia (S82.2-)*

physeal fracture of upper end of tibia (S89.0-)

6th S82.10 Unspecified fracture of upper end of tibia

7th S82.101 Unspecified fracture of upper end of right tibia CC POA HAC MCC CC/MCC Exc

7th S82.102 Unspecified fracture of upper end of left tibia CC POA HAC MCC CC/MCC Exc

7th S82.109 Unspecified fracture of upper end of unspecified tibia CC POA HAC MCC CC/MCC Exc

6th S82.11 Fracture of tibial spine

7th S82.111 Displaced fracture of right tibial spine CC POA HAC MCC CC/MCC Exc

7th S82.112 Displaced fracture of left tibial spine CC POA HAC MCC CC/MCC Exc

7th S82.113 Displaced fracture of unspecified tibial spine CC POA HAC MCC CC/MCC Exc

7th S82.114 Nondisplaced fracture of right tibial spine CC POA HAC MCC CC/MCC Exc

7th S82.115 Nondisplaced fracture of left tibial spine CC POA HAC MCC CC/MCC Exc

7th S82.116 Nondisplaced fracture of unspecified tibial spine CC POA HAC MCC CC/MCC Exc

6th S82.12 Fracture of lateral condyle of tibia

7th S82.121 Displaced fracture of lateral condyle of right tibia CC POA HAC MCC CC/MCC Exc

7th S82.122 Displaced fracture of lateral condyle of left tibia CC POA HAC MCC CC/MCC Exc

7th S82.123 Displaced fracture of lateral condyle of unspecified tibia CC POA HAC MCC CC/MCC Exc

7th S82.124 Nondisplaced fracture of lateral condyle of right tibia CC POA HAC MCC CC/MCC Exc

7th S82.125 Nondisplaced fracture of lateral condyle of left tibia CC POA HAC MCC CC/MCC Exc

7th S82.126 Nondisplaced fracture of lateral condyle of unspecified tibia CC POA HAC MCC CC/MCC Exc

6th S82.13 Fracture of medial condyle of tibia

- 7th S82.131 Displaced fracture of medial condyle of right tibia CC POA HAC MCC CC/MCC Exc
- 7th S82.132 Displaced fracture of medial condyle of left tibia CC POA HAC MCC CC/MCC Exc
- 7th S82.133 Displaced fracture of medial condyle of unspecified tibia CC POA HAC MCC CC/MCC Exc
- 7th S82.134 Nondisplaced fracture of medial condyle of right tibia CC POA HAC MCC CC/MCC Exc
- 7th S82.135 Nondisplaced fracture of medial condyle of left tibia CC POA HAC MCC CC/MCC Exc
- 7th S82.136 Nondisplaced fracture of medial condyle of unspecified tibia CC POA HAC MCC CC/MCC Exc

6th S82.14 Bicondylar fracture of tibia

Fracture of tibial plateau NOS

- 7th S82.141 Displaced bicondylar fracture of right tibia CC POA HAC MCC CC/MCC Exc
- 7th S82.142 Displaced bicondylar fracture of left tibia CC POA HAC MCC CC/MCC Exc
- 7th S82.143 Displaced bicondylar fracture of unspecified tibia CC POA HAC MCC CC/MCC Exc
- 7th S82.144 Nondisplaced bicondylar fracture of right tibia CC POA HAC MCC CC/MCC Exc
- 7th S82.145 Nondisplaced bicondylar fracture of left tibia CC POA HAC MCC CC/MCC Exc
- 7th S82.146 Nondisplaced bicondylar fracture of unspecified tibia CC POA HAC MCC CC/MCC Exc

6th S82.15 Fracture of tibial tuberosity

- 7th S82.151 Displaced fracture of right tibial tuberosity CC POA HAC MCC CC/MCC Exc
- 7th S82.152 Displaced fracture of left tibial tuberosity CC POA HAC MCC CC/MCC Exc
- 7th S82.153 Displaced fracture of unspecified tibial tuberosity CC POA HAC MCC CC/MCC Exc
- 7th S82.154 Nondisplaced fracture of right tibial tuberosity CC POA HAC MCC CC/MCC Exc
- 7th S82.155 Nondisplaced fracture of left tibial tuberosity CC POA HAC MCC CC/MCC Exc
- 7th S82.156 Nondisplaced fracture of unspecified tibial tuberosity CC POA HAC MCC CC/MCC Exc

6th S82.16 Torus fracture of upper end of tibia

The appropriate 7th character is to be added to all codes in subcategory S82.16

A = initial encounter for closed fracture

D = subsequent encounter for fracture with routine healing

G = subsequent encounter for fracture with delayed healing

K = subsequent encounter for fracture with nonunion

P = subsequent encounter for fracture with malunion

S = sequela

- 7th S82.161 Torus fracture of upper end of right tibia CC POA HAC CC/MCC Exc
- 7th S82.162 Torus fracture of upper end of left tibia CC POA HAC CC/MCC Exc
- 7th S82.169 Torus fracture of upper end of unspecified tibia CC POA HAC CC/MCC Exc

6th S82.19 Other fracture of upper end of tibia

- 7th S82.191 Other fracture of upper end of right tibia CC POA HAC MCC CC/MCC Exc
- 7th S82.192 Other fracture of upper end of left tibia CC POA HAC MCC CC/MCC Exc
- 7th S82.199 Other fracture of upper end of unspecified tibia CC POA HAC MCC CC/MCC Exc

5th S82.2 Fracture of shaft of tibia

6th S82.20 Unspecified fracture of shaft of tibia

Fracture of tibia NOS

7th S82.201 Unspecified fracture of shaft of right tibia CC POA HAC MCC CC/MCC Exc

7th S82.202 Unspecified fracture of shaft of left tibia CC POA HAC MCC CC/MCC Exc

7th S82.209 Unspecified fracture of shaft of unspecified tibia CC POA HAC MCC CC/MCC Exc

6th S82.22 Transverse fracture of shaft of tibia

7th S82.221 Displaced transverse fracture of shaft of right tibia CC POA HAC MCC CC/MCC Exc

7th S82.222 Displaced transverse fracture of shaft of left tibia CC POA HAC MCC CC/MCC Exc

7th S82.223 Displaced transverse fracture of shaft of unspecified tibia CC POA HAC MCC CC/MCC Exc

7th S82.224 Nondisplaced transverse fracture of shaft of right tibia CC POA HAC MCC CC/MCC Exc

7th S82.225 Nondisplaced transverse fracture of shaft of left tibia CC POA HAC MCC CC/MCC Exc

7th S82.226 Nondisplaced transverse fracture of shaft of unspecified tibia CC POA HAC MCC CC/MCC Exc

6th S82.23 Oblique fracture of shaft of tibia

7th S82.231 Displaced oblique fracture of shaft of right tibia CC POA HAC MCC CC/MCC Exc

7th S82.232 Displaced oblique fracture of shaft of left tibia CC POA HAC MCC CC/MCC Exc

7th S82.233 Displaced oblique fracture of shaft of unspecified tibia CC POA HAC MCC CC/MCC Exc

7th S82.234 Nondisplaced oblique fracture of shaft of right tibia CC POA HAC MCC CC/MCC Exc

AHA: Q1 2015

7th S82.235 Nondisplaced oblique fracture of shaft of left tibia CC POA HAC MCC CC/MCC Exc

7th S82.236 Nondisplaced oblique fracture of shaft of unspecified tibia CC POA HAC MCC CC/MCC Exc

6th S82.24 Spiral fracture of shaft of tibia

Toddler fracture

7th S82.241 Displaced spiral fracture of shaft of right tibia CC POA HAC MCC CC/MCC Exc

7th S82.242 Displaced spiral fracture of shaft of left tibia CC POA HAC MCC CC/MCC Exc

7th S82.243 Displaced spiral fracture of shaft of unspecified tibia CC POA HAC MCC CC/MCC Exc

7th S82.244 Nondisplaced spiral fracture of shaft of right tibia CC POA HAC MCC CC/MCC Exc

7th S82.245 Nondisplaced spiral fracture of shaft of left tibia CC POA HAC MCC CC/MCC Exc

7th S82.246 Nondisplaced spiral fracture of shaft of unspecified tibia CC POA HAC MCC CC/MCC Exc

6th S82.25 Comminuted fracture of shaft of tibia

7th S82.251 Displaced comminuted fracture of shaft of right tibia CC POA HAC MCC CC/MCC Exc

AHA: Q2 2015

7th S82.252 Displaced comminuted fracture of shaft of left tibia CC POA HAC MCC CC/MCC Exc

7th S82.253 Displaced comminuted fracture of shaft of unspecified tibia CC POA HAC MCC CC/MCC Exc

7th S82.254 Nondisplaced comminuted fracture of shaft of right tibia CC POA HAC MCC CC/MCC Exc

7th S82.255 Nondisplaced comminuted fracture of shaft of left tibia CC POA HAC MCC CC/MCC Exc

7th S82.256 Nondisplaced comminuted fracture of shaft of unspecified tibia CC POA HAC MCC CC/MCC Exc

6th S82.26 Segmental fracture of shaft of tibia

7th S82.261 Displaced segmental fracture of shaft of right tibia CC POA HAC MCC CC/MCC Exc

7th S82.262 Displaced segmental fracture of shaft of left tibia CC POA HAC MCC CC/MCC Exc

7th S82.263 Displaced segmental fracture of shaft of unspecified tibia CC POA HAC MCC CC/MCC Exc

7th S82.264 Nondisplaced segmental fracture of shaft of right tibia CC POA HAC MCC CC/MCC Exc

7th S82.265 Nondisplaced segmental fracture of shaft of left tibia CC POA HAC MCC CC/MCC Exc

7th S82.266 Nondisplaced segmental fracture of shaft of unspecified tibia CC POA HAC MCC CC/MCC Exc

6th S82.29 Other fracture of shaft of tibia

7th S82.291 Other fracture of shaft of right tibia CC POA HAC MCC CC/MCC Exc

7th S82.292 Other fracture of shaft of left tibia CC POA HAC MCC CC/MCC Exc

7th S82.299 Other fracture of shaft of unspecified tibia CC POA HAC MCC CC/MCC Exc

5th S82.3 Fracture of lower end of tibia

EXCLUDES1 *bimalleolar fracture of lower leg (S82.84-)*

fracture of medial malleolus alone (S82.5-)

Maisonneuve's fracture (S82.86-)

pilon fracture of distal tibia (S82.87-)

trimalleolar fractures of lower leg (S82.85-)

6th S82.30 Unspecified fracture of lower end of tibia

7th S82.301 Unspecified fracture of lower end of right tibia CC POA HAC CC/MCC Exc

7th S82.302 Unspecified fracture of lower end of left tibia CC POA HAC CC/MCC Exc

7th S82.309 Unspecified fracture of lower end of unspecified tibia CC POA HAC CC/MCC Exc

6th S82.31 Torus fracture of lower end of tibia

The appropriate 7th character is to be added to all codes in subcategory S82.31

A = initial encounter for closed fracture

D = subsequent encounter for fracture with routine healing

G = subsequent encounter for fracture with delayed healing

K = subsequent encounter for fracture with nonunion

P = subsequent encounter for fracture with malunion

S = sequela

7th S82.311 Torus fracture of lower end of right tibia CC POA HAC CC/MCC Exc

7th S82.312 Torus fracture of lower end of left tibia CC POA HAC CC/MCC Exc

7th S82.319 Torus fracture of lower end of unspecified tibia CC POA HAC CC/MCC Exc

6th S82.39 Other fracture of lower end of tibia

7th S82.391 Other fracture of lower end of right tibia CC POA HAC CC/MCC Exc

7th S82.392 Other fracture of lower end of left tibia CC POA HAC CC/MCC Exc

7th S82.399 Other fracture of lower end of unspecified tibia CC POA HAC CC/MCC Exc

5th S82.4 Fracture of shaft of fibula

EXCLUDES2 *fracture of lateral malleolus alone (S82.6-)*

6th S82.40 Unspecified fracture of shaft of fibula

7th S82.401 Unspecified fracture of shaft of right fibula CC POA HAC MCC CC/MCC Exc

7th S82.402 Unspecified fracture of shaft of left fibula CC POA HAC MCC CC/MCC Exc

7th S82.409 Unspecified fracture of shaft of unspecified fibula CC POA HAC MCC CC/MCC Exc

6th S82.42 Transverse fracture of shaft of fibula

7th S82.421 Displaced transverse fracture of shaft of right fibula CC POA HAC MCC CC/MCC Exc

7th S82.422 Displaced transverse fracture of shaft of left fibula CC POA HAC MCC CC/MCC Exc

7th S82.423 Displaced transverse fracture of shaft of unspecified fibula CC POA HAC MCC CC/MCC Exc

7th S82.424 Nondisplaced transverse fracture of shaft of right fibula CC POA HAC MCC CC/MCC Exc

7th S82.425 Nondisplaced transverse fracture of shaft of left fibula CC POA HAC MCC CC/MCC Exc

7th S82.426 Nondisplaced transverse fracture of shaft of unspecified fibula CC POA HAC MCC CC/MCC Exc

6th S82.43 Oblique fracture of shaft of fibula

7th S82.431 Displaced oblique fracture of shaft of right fibula CC POA HAC MCC CC/MCC Exc

7th S82.432 Displaced oblique fracture of shaft of left fibula CC POA HAC MCC CC/MCC Exc

7th S82.433 Displaced oblique fracture of shaft of unspecified fibula CC POA HAC MCC CC/MCC Exc

7th S82.434 Nondisplaced oblique fracture of shaft of right fibula CC POA HAC MCC CC/MCC Exc

7th S82.435 Nondisplaced oblique fracture of shaft of left fibula CC POA HAC MCC CC/MCC Exc

7th S82.436 Nondisplaced oblique fracture of shaft of unspecified fibula CC POA HAC MCC CC/MCC Exc

6th S82.44 Spiral fracture of shaft of fibula
- 7th S82.441 Displaced spiral fracture of shaft of right fibula CC POA HAC MCC CC/MCC Exc
- 7th S82.442 Displaced spiral fracture of shaft of left fibula CC POA HAC MCC CC/MCC Exc
- 7th S82.443 Displaced spiral fracture of shaft of unspecified fibula CC POA HAC MCC CC/MCC Exc
- 7th S82.444 Nondisplaced spiral fracture of shaft of right fibula CC POA HAC MCC CC/MCC Exc
- 7th S82.445 Nondisplaced spiral fracture of shaft of left fibula CC POA HAC MCC CC/MCC Exc
- 7th S82.446 Nondisplaced spiral fracture of shaft of unspecified fibula CC POA HAC MCC CC/MCC Exc

6th S82.45 Comminuted fracture of shaft of fibula
- 7th S82.451 Displaced comminuted fracture of shaft of right fibula CC POA HAC MCC CC/MCC Exc
- 7th S82.452 Displaced comminuted fracture of shaft of left fibula CC POA HAC MCC CC/MCC Exc
- 7th S82.453 Displaced comminuted fracture of shaft of unspecified fibula CC POA HAC MCC CC/MCC Exc
- 7th S82.454 Nondisplaced comminuted fracture of shaft of right fibula CC POA HAC MCC CC/MCC Exc
- 7th S82.455 Nondisplaced comminuted fracture of shaft of left fibula CC POA HAC MCC CC/MCC Exc
- 7th S82.456 Nondisplaced comminuted fracture of shaft of unspecified fibula CC POA HAC MCC CC/MCC Exc

6th S82.46 Segmental fracture of shaft of fibula
- 7th S82.461 Displaced segmental fracture of shaft of right fibula CC POA HAC MCC CC/MCC Exc
- 7th S82.462 Displaced segmental fracture of shaft of left fibula CC POA HAC MCC CC/MCC Exc
- 7th S82.463 Displaced segmental fracture of shaft of unspecified fibula CC POA HAC MCC CC/MCC Exc
- 7th S82.464 Nondisplaced segmental fracture of shaft of right fibula CC POA HAC MCC CC/MCC Exc
- 7th S82.465 Nondisplaced segmental fracture of shaft of left fibula CC POA HAC MCC CC/MCC Exc
- 7th S82.466 Nondisplaced segmental fracture of shaft of unspecified fibula CC POA HAC MCC CC/MCC Exc

6th S82.49 Other fracture of shaft of fibula
- 7th S82.491 Other fracture of shaft of right fibula CC POA HAC MCC CC/MCC Exc
- 7th S82.492 Other fracture of shaft of left fibula CC POA HAC MCC CC/MCC Exc
- 7th S82.499 Other fracture of shaft of unspecified fibula CC POA HAC MCC CC/MCC Exc

5th S82.5 Fracture of medial malleolus

EXCLUDES1 *pilon fracture of distal tibia (S82.87-)*

Salter-Harris type III of lower end of tibia (S89.13-)

Salter-Harris type IV of lower end of tibia (S89.14-)

x7th S82.51 Displaced fracture of medial malleolus of right tibia CC POA HAC CC/MCC Exc

x7th S82.52 Displaced fracture of medial malleolus of left tibia CC POA HAC CC/MCC Exc

x7th S82.53 Displaced fracture of medial malleolus of unspecified tibia CC POA HAC CC/MCC Exc

x7th S82.54 Nondisplaced fracture of medial malleolus of right tibia CC POA HAC CC/MCC Exc

x7th S82.55 Nondisplaced fracture of medial malleolus of left tibia CC POA HAC CC/MCC Exc

x7th S82.56 Nondisplaced fracture of medial malleolus of unspecified tibia CC POA HAC CC/MCC Exc

5th S82.6 Fracture of lateral malleolus

EXCLUDES1 *pilon fracture of distal tibia (S82.87-)*

x7th S82.61 Displaced fracture of lateral malleolus of right fibula CC POA HAC CC/MCC Exc

x7th S82.62 Displaced fracture of lateral malleolus of left fibula CC POA HAC CC/MCC Exc

x7th S82.63 Displaced fracture of lateral malleolus of unspecified fibula CC POA HAC CC/MCC Exc

x7th S82.64 Nondisplaced fracture of lateral malleolus of right fibula CC POA HAC CC/MCC Exc

x7th S82.65 Nondisplaced fracture of lateral malleolus of left fibula CC POA HAC CC/MCC Exc

x7th S82.66 Nondisplaced fracture of lateral malleolus of unspecified fibula CC POA HAC CC/MCC Exc

5th S82.8 Other fractures of lower leg

6th S82.81 Torus fracture of upper end of fibula

The appropriate 7th character is to be added to all codes in subcategory S82.81

A = initial encounter for closed fracture

D = subsequent encounter for fracture with routine healing

G = subsequent encounter for fracture with delayed healing

K = subsequent encounter for fracture with nonunion

P = subsequent encounter for fracture with malunion

S = sequela

7th S82.811 Torus fracture of upper end of right fibula CC POA CC/MCC Exc

7th S82.812 Torus fracture of upper end of left fibula CC POA CC/MCC Exc

7th S82.819 Torus fracture of upper end of unspecified fibula CC POA CC/MCC Exc

6th S82.82 Torus fracture of lower end of fibula

The appropriate 7th character is to be added to all codes in subcategory S82.82

A = initial encounter for closed fracture

D = subsequent encounter for fracture with routine healing

G = subsequent encounter for fracture with delayed healing

K = subsequent encounter for fracture with nonunion

P = subsequent encounter for fracture with malunion

S = sequela

7th S82.821 Torus fracture of lower end of right fibula CC POA CC/MCC Exc

7th S82.822 Torus fracture of lower end of left fibula CC POA CC/MCC Exc

7th S82.829 Torus fracture of lower end of unspecified fibula CC POA CC/MCC Exc

6th S82.83 Other fracture of upper and lower end of fibula

7th S82.831 Other fracture of upper and lower end of right fibula CC POA HAC MCC CC/MCC Exc

7th S82.832 Other fracture of upper and lower end of left fibula CC POA HAC MCC CC/MCC Exc

7th S82.839 Other fracture of upper and lower end of unspecified fibula CC POA HAC MCC CC/MCC Exc

6th S82.84 Bimalleolar fracture of lower leg

7th S82.841 Displaced bimalleolar fracture of right lower leg CC POA HAC CC/MCC Exc

7th S82.842 Displaced bimalleolar fracture of left lower leg CC POA HAC CC/MCC Exc

7th S82.843 Displaced bimalleolar fracture of unspecified lower leg CC POA HAC CC/MCC Exc

7th S82.844 Nondisplaced bimalleolar fracture of right lower leg CC POA HAC CC/MCC Exc

7th S82.845 Nondisplaced bimalleolar fracture of left lower leg CC POA HAC CC/MCC Exc

7th S82.846 Nondisplaced bimalleolar fracture of unspecified lower leg CC POA HAC CC/MCC Exc

6th S82.85 Trimalleolar fracture of lower leg

7th S82.851 Displaced trimalleolar fracture of right lower leg CC POA HAC CC/MCC Exc

7th S82.852 Displaced trimalleolar fracture of left lower leg CC POA HAC CC/MCC Exc

7th S82.853 Displaced trimalleolar fracture of unspecified lower leg CC POA HAC CC/MCC Exc

7th S82.854 Nondisplaced trimalleolar fracture of right lower leg CC POA HAC CC/MCC Exc

7th S82.855 Nondisplaced trimalleolar fracture of left lower leg CC POA HAC CC/MCC Exc

7th S82.856 Nondisplaced trimalleolar fracture of unspecified lower leg CC POA HAC CC/MCC Exc

- 6th S82.86 Maisonneuve's fracture
  - 7th S82.861 Displaced Maisonneuve's fracture of right leg CC POA HAC MCC CC/MCC Exc
  - 7th S82.862 Displaced Maisonneuve's fracture of left leg CC POA HAC MCC CC/MCC Exc
  - 7th S82.863 Displaced Maisonneuve's fracture of unspecified leg CC POA HAC MCC CC/MCC Exc
  - 7th S82.864 Nondisplaced Maisonneuve's fracture of right leg CC POA HAC MCC CC/MCC Exc
  - 7th S82.865 Nondisplaced Maisonneuve's fracture of left leg CC POA HAC MCC CC/MCC Exc
  - 7th S82.866 Nondisplaced Maisonneuve's fracture of unspecified leg CC POA HAC MCC CC/MCC Exc
- 6th S82.87 Pilon fracture of tibia
  - 7th S82.871 Displaced pilon fracture of right tibia CC POA HAC CC/MCC Exc
  - 7th S82.872 Displaced pilon fracture of left tibia CC POA HAC CC/MCC Exc
  - 7th S82.873 Displaced pilon fracture of unspecified tibia CC POA HAC CC/MCC Exc
  - 7th S82.874 Nondisplaced pilon fracture of right tibia CC POA HAC CC/MCC Exc
  - 7th S82.875 Nondisplaced pilon fracture of left tibia CC POA HAC CC/MCC Exc
  - 7th S82.876 Nondisplaced pilon fracture of unspecified tibia CC POA HAC CC/MCC Exc
- 6th S82.89 Other fractures of lower leg

  Fracture of ankle NOS
  - 7th S82.891 Other fracture of right lower leg CC POA HAC CC/MCC Exc
  - 7th S82.892 Other fracture of left lower leg CC POA HAC CC/MCC Exc
  - 7th S82.899 Other fracture of unspecified lower leg CC POA HAC CC/MCC Exc
- 5th S82.9 Unspecified fracture of lower leg
  - x7th S82.90 Unspecified fracture of unspecified lower leg CC POA HAC CC/MCC Exc
  - x7th S82.91 Unspecified fracture of right lower leg CC POA HAC CC/MCC Exc
  - x7th S82.92 Unspecified fracture of left lower leg CC POA HAC CC/MCC Exc

4th S83 **Dislocation and sprain of joints and ligaments of knee**

INCLUDES *avulsion of joint or ligament of knee*
laceration of cartilage, joint or ligament of knee
sprain of cartilage, joint or ligament of knee
traumatic hemarthrosis of joint or ligament of knee
traumatic rupture of joint or ligament of knee
traumatic subluxation of joint or ligament of knee
traumatic tear of joint or ligament of knee

Code also any associated open wound

EXCLUDES2 *derangement of patella (M22.0-M22.3)*
injury of patellar ligament (tendon) (S76.1-)
internal derangement of knee (M23.-)
old dislocation of knee (M24.36)
pathological dislocation of knee (M24.36)
recurrent dislocation of knee (M22.0)
strain of muscle, fascia and tendon of lower leg (S86.-)

The appropriate 7th character is to be added to each code from category S83

A = initial encounter

D = subsequent encounter

S = sequela

- 5th S83.0 Subluxation and dislocation of patella
  - 6th S83.00 Unspecified subluxation and dislocation of patella
    - 7th S83.001 Unspecified subluxation of right patella POA
    - 7th S83.002 Unspecified subluxation of left patella POA
    - 7th S83.003 Unspecified subluxation of unspecified patella POA
    - 7th S83.004 Unspecified dislocation of right patella POA
    - 7th S83.005 Unspecified dislocation of left patella POA
    - 7th S83.006 Unspecified dislocation of unspecified patella POA
  - 6th S83.01 Lateral subluxation and dislocation of patella
    - 7th S83.011 Lateral subluxation of right patella POA
    - 7th S83.012 Lateral subluxation of left patella POA
    - 7th S83.013 Lateral subluxation of unspecified patella POA
    - 7th S83.014 Lateral dislocation of right patella POA
    - 7th S83.015 Lateral dislocation of left patella POA
    - 7th S83.016 Lateral dislocation of unspecified patella POA
  - 6th S83.09 Other subluxation and dislocation of patella
    - 7th S83.091 Other subluxation of right patella POA
    - 7th S83.092 Other subluxation of left patella POA
    - 7th S83.093 Other subluxation of unspecified patella POA
    - 7th S83.094 Other dislocation of right patella POA
    - 7th S83.095 Other dislocation of left patella POA
    - 7th S83.096 Other dislocation of unspecified patella POA

5th S83.1 Subluxation and dislocation of knee

EXCLUDES2 *instability of knee prosthesis (T84.022, T84.023)*

6th S83.10 Unspecified subluxation and dislocation of knee

7th S83.101 Unspecified subluxation of right knee POA

7th S83.102 Unspecified subluxation of left knee POA

7th S83.103 Unspecified subluxation of unspecified knee POA

7th S83.104 Unspecified dislocation of right knee POA

7th S83.105 Unspecified dislocation of left knee POA

7th S83.106 Unspecified dislocation of unspecified knee POA

6th S83.11 Anterior subluxation and dislocation of proximal end of tibia

Posterior subluxation and dislocation of distal end of femur

7th S83.111 Anterior subluxation of proximal end of tibia, right knee POA

7th S83.112 Anterior subluxation of proximal end of tibia, left knee POA

7th S83.113 Anterior subluxation of proximal end of tibia, unspecified knee POA

7th S83.114 Anterior dislocation of proximal end of tibia, right knee POA

7th S83.115 Anterior dislocation of proximal end of tibia, left knee POA

7th S83.116 Anterior dislocation of proximal end of tibia, unspecified knee POA

6th S83.12 Posterior subluxation and dislocation of proximal end of tibia

Anterior dislocation of distal end of femur

7th S83.121 Posterior subluxation of proximal end of tibia, right knee POA

7th S83.122 Posterior subluxation of proximal end of tibia, left knee POA

7th S83.123 Posterior subluxation of proximal end of tibia, unspecified knee POA

7th S83.124 Posterior dislocation of proximal end of tibia, right knee POA

7th S83.125 Posterior dislocation of proximal end of tibia, left knee POA

7th S83.126 Posterior dislocation of proximal end of tibia, unspecified knee POA

6th S83.13 Medial subluxation and dislocation of proximal end of tibia

7th S83.131 Medial subluxation of proximal end of tibia, right knee POA

7th S83.132 Medial subluxation of proximal end of tibia, left knee POA

7th S83.133 Medial subluxation of proximal end of tibia, unspecified knee POA

7th S83.134 Medial dislocation of proximal end of tibia, right knee POA

7th S83.135 Medial dislocation of proximal end of tibia, left knee POA

7th S83.136 Medial dislocation of proximal end of tibia, unspecified knee POA

6th S83.14 Lateral subluxation and dislocation of proximal end of tibia

7th S83.141 Lateral subluxation of proximal end of tibia, right knee POA

7th S83.142 Lateral subluxation of proximal end of tibia, left knee POA

7th S83.143 Lateral subluxation of proximal end of tibia, unspecified knee POA

7th S83.144 Lateral dislocation of proximal end of tibia, right knee POA

7th S83.145 Lateral dislocation of proximal end of tibia, left knee POA

7th S83.146 Lateral dislocation of proximal end of tibia, unspecified knee POA

6th S83.19 Other subluxation and dislocation of knee

7th S83.191 Other subluxation of right knee POA

7th S83.192 Other subluxation of left knee POA

7th S83.193 Other subluxation of unspecified knee POA

7th S83.194 Other dislocation of right knee POA

7th S83.195 Other dislocation of left knee POA

7th S83.196 Other dislocation of unspecified knee POA

5th S83.2 Tear of meniscus, current injury

EXCLUDES1 *old bucket-handle tear (M23.2)*

6th S83.20 Tear of unspecified meniscus, current injury

Tear of meniscus of knee NOS

7th S83.200 Bucket-handle tear of unspecified meniscus, current injury, right knee POA

7th S83.201 Bucket-handle tear of unspecified meniscus, current injury, left knee POA

7th S83.202 Bucket-handle tear of unspecified meniscus, current injury, unspecified knee POA

7th S83.203 Other tear of unspecified meniscus, current injury, right knee POA

7th S83.204 Other tear of unspecified meniscus, current injury, left knee POA

7th S83.205 Other tear of unspecified meniscus, current injury, unspecified knee POA

7th S83.206 Unspecified tear of unspecified meniscus, current injury, right knee POA

7th S83.207 Unspecified tear of unspecified meniscus, current injury, left knee POA

7th S83.209 Unspecified tear of unspecified meniscus, current injury, unspecified knee POA

6th S83.21 Bucket-handle tear of medial meniscus, current injury

7th S83.211 Bucket-handle tear of medial meniscus, current injury, right knee POA

7th S83.212 Bucket-handle tear of medial meniscus, current injury, left knee POA

7th S83.219 Bucket-handle tear of medial meniscus, current injury, unspecified knee POA

6th S83.22 Peripheral tear of medial meniscus, current injury

7th S83.221 Peripheral tear of medial meniscus, current injury, right knee POA

7th S83.222 Peripheral tear of medial meniscus, current injury, left knee POA

7th S83.229 Peripheral tear of medial meniscus, current injury, unspecified knee POA

6th S83.23 Complex tear of medial meniscus, current injury
- 7th S83.231 Complex tear of medial meniscus, current injury, right knee POA
- 7th S83.232 Complex tear of medial meniscus, current injury, left knee POA

  AHA: Q2 2019
- 7th S83.239 Complex tear of medial meniscus, current injury, unspecified knee POA

6th S83.24 Other tear of medial meniscus, current injury
- 7th S83.241 Other tear of medial meniscus, current injury, right knee POA
- 7th S83.242 Other tear of medial meniscus, current injury, left knee POA
- 7th S83.249 Other tear of medial meniscus, current injury, unspecified knee POA

6th S83.25 Bucket-handle tear of lateral meniscus, current injury
- 7th S83.251 Bucket-handle tear of lateral meniscus, current injury, right knee POA
- 7th S83.252 Bucket-handle tear of lateral meniscus, current injury, left knee POA
- 7th S83.259 Bucket-handle tear of lateral meniscus, current injury, unspecified knee POA

6th S83.26 Peripheral tear of lateral meniscus, current injury
- 7th S83.261 Peripheral tear of lateral meniscus, current injury, right knee POA
- 7th S83.262 Peripheral tear of lateral meniscus, current injury, left knee POA
- 7th S83.269 Peripheral tear of lateral meniscus, current injury, unspecified knee POA

6th S83.27 Complex tear of lateral meniscus, current injury
- 7th S83.271 Complex tear of lateral meniscus, current injury, right knee POA
- 7th S83.272 Complex tear of lateral meniscus, current injury, left knee POA
- 7th S83.279 Complex tear of lateral meniscus, current injury, unspecified knee POA

6th S83.28 Other tear of lateral meniscus, current injury
- 7th S83.281 Other tear of lateral meniscus, current injury, right knee POA
- 7th S83.282 Other tear of lateral meniscus, current injury, left knee POA
- 7th S83.289 Other tear of lateral meniscus, current injury, unspecified knee POA

- 5th S83.3 Tear of articular cartilage of knee, current
  - x7th S83.30 Tear of articular cartilage of unspecified knee, current POA
  - x7th S83.31 Tear of articular cartilage of right knee, current POA
  - x7th S83.32 Tear of articular cartilage of left knee, current POA
- 5th S83.4 Sprain of collateral ligament of knee
  - 6th S83.40 Sprain of unspecified collateral ligament of knee
    - 7th S83.401 Sprain of unspecified collateral ligament of right knee POA
    - 7th S83.402 Sprain of unspecified collateral ligament of left knee POA
    - 7th S83.409 Sprain of unspecified collateral ligament of unspecified knee POA
  - 6th S83.41 Sprain of medial collateral ligament of knee
    - Sprain of tibial collateral ligament
    - 7th S83.411 Sprain of medial collateral ligament of right knee POA
    - 7th S83.412 Sprain of medial collateral ligament of left knee POA
    - 7th S83.419 Sprain of medial collateral ligament of unspecified knee POA
  - 6th S83.42 Sprain of lateral collateral ligament of knee
    - Sprain of fibular collateral ligament
    - 7th S83.421 Sprain of lateral collateral ligament of right knee POA
    - 7th S83.422 Sprain of lateral collateral ligament of left knee POA
    - 7th S83.429 Sprain of lateral collateral ligament of unspecified knee POA

- 5th S83.5 Sprain of cruciate ligament of knee
  - 6th S83.50 Sprain of unspecified cruciate ligament of knee
    - 7th S83.501 Sprain of unspecified cruciate ligament of right knee POA
    - 7th S83.502 Sprain of unspecified cruciate ligament of left knee POA
    - 7th S83.509 Sprain of unspecified cruciate ligament of unspecified knee POA
  - 6th S83.51 Sprain of anterior cruciate ligament of knee
    - 7th S83.511 Sprain of anterior cruciate ligament of right knee POA

      AHA: Q2 2016
    - 7th S83.512 Sprain of anterior cruciate ligament of left knee POA
    - 7th S83.519 Sprain of anterior cruciate ligament of unspecified knee POA
  - 6th S83.52 Sprain of posterior cruciate ligament of knee
    - 7th S83.521 Sprain of posterior cruciate ligament of right knee POA
    - 7th S83.522 Sprain of posterior cruciate ligament of left knee POA
    - 7th S83.529 Sprain of posterior cruciate ligament of unspecified knee POA

- 5th S83.6 Sprain of the superior tibiofibular joint and ligament
  - x7th S83.60 Sprain of the superior tibiofibular joint and ligament, unspecified knee POA
  - x7th S83.61 Sprain of the superior tibiofibular joint and ligament, right knee POA
  - x7th S83.62 Sprain of the superior tibiofibular joint and ligament, left knee POA
- 5th S83.8 Sprain of other specified parts of knee
  - 6th S83.8X Sprain of other specified parts of knee
    - 7th S83.8X1 Sprain of other specified parts of right knee POA
    - 7th S83.8X2 Sprain of other specified parts of left knee POA
    - 7th S83.8X9 Sprain of other specified parts of unspecified knee POA
- 5th S83.9 Sprain of unspecified site of knee
  - x7th S83.90 Sprain of unspecified site of unspecified knee POA
  - x7th S83.91 Sprain of unspecified site of right knee POA
  - x7th S83.92 Sprain of unspecified site of left knee POA

4th S84 Injury of nerves at lower leg level

Code also any associated open wound (S81.-)

EXCLUDES2 *injury of nerves at ankle and foot level (S94.-)*

The appropriate 7th character is to be added to each code from category S84

A = initial encounter

D = subsequent encounter

S = sequela

5th S84.0 Injury of tibial nerve at lower leg level

x7th S84.00 Injury of tibial nerve at lower leg level, unspecified leg POA

x7th S84.01 Injury of tibial nerve at lower leg level, right leg POA

x7th S84.02 Injury of tibial nerve at lower leg level, left leg POA

5th S84.1 Injury of peroneal nerve at lower leg level

x7th S84.10 Injury of peroneal nerve at lower leg level, unspecified leg POA

x7th S84.11 Injury of peroneal nerve at lower leg level, right leg POA

x7th S84.12 Injury of peroneal nerve at lower leg level, left leg POA

5th S84.2 Injury of cutaneous sensory nerve at lower leg level

x7th S84.20 Injury of cutaneous sensory nerve at lower leg level, unspecified leg POA

x7th S84.21 Injury of cutaneous sensory nerve at lower leg level, right leg POA

x7th S84.22 Injury of cutaneous sensory nerve at lower leg level, left leg POA

5th S84.8 Injury of other nerves at lower leg level

6th S84.80 Injury of other nerves at lower leg level

7th S84.801 Injury of other nerves at lower leg level, right leg POA

7th S84.802 Injury of other nerves at lower leg level, left leg POA

7th S84.809 Injury of other nerves at lower leg level, unspecified leg POA

5th S84.9 Injury of unspecified nerve at lower leg level

x7th S84.90 Injury of unspecified nerve at lower leg level, unspecified leg POA

x7th S84.91 Injury of unspecified nerve at lower leg level, right leg POA

x7th S84.92 Injury of unspecified nerve at lower leg level, left leg POA

4th S85 Injury of blood vessels at lower leg level

Code also any associated open wound (S81.-)

EXCLUDES2 *injury of blood vessels at ankle and foot level (S95.-)*

The appropriate 7th character is to be added to each code from category S85

A = initial encounter

D = subsequent encounter

S = sequela

5th S85.0 Injury of popliteal artery

6th S85.00 Unspecified injury of popliteal artery

7th S85.001 Unspecified injury of popliteal artery, right leg POA MCC CC/MCC Exc

7th S85.002 Unspecified injury of popliteal artery, left leg POA MCC CC/MCC Exc

7th S85.009 Unspecified injury of popliteal artery, unspecified leg POA MCC CC/MCC Exc

6th S85.01 Laceration of popliteal artery

7th S85.011 Laceration of popliteal artery, right leg POA MCC CC/MCC Exc

7th S85.012 Laceration of popliteal artery, left leg POA MCC CC/MCC Exc

7th S85.019 Laceration of popliteal artery, unspecified leg POA MCC CC/MCC Exc

6th S85.09 Other specified injury of popliteal artery

7th S85.091 Other specified injury of popliteal artery, right leg POA MCC CC/MCC Exc

7th S85.092 Other specified injury of popliteal artery, left leg POA MCC CC/MCC Exc

7th S85.099 Other specified injury of popliteal artery, unspecified leg POA MCC CC/MCC Exc

5th S85.1 Injury of tibial artery

6th S85.10 Unspecified injury of unspecified tibial artery

Injury of tibial artery NOS

7th S85.101 Unspecified injury of unspecified tibial artery, right leg CC POA CC/MCC Exc

7th S85.102 Unspecified injury of unspecified tibial artery, left leg CC POA CC/MCC Exc

7th S85.109 Unspecified injury of unspecified tibial artery, unspecified leg CC POA CC/MCC Exc

6th S85.11 Laceration of unspecified tibial artery

7th S85.111 Laceration of unspecified tibial artery, right leg CC POA CC/MCC Exc

7th S85.112 Laceration of unspecified tibial artery, left leg CC POA CC/MCC Exc

7th S85.119 Laceration of unspecified tibial artery, unspecified leg CC POA CC/MCC Exc

6th S85.12 Other specified injury of unspecified tibial artery

7th S85.121 Other specified injury of unspecified tibial artery, right leg CC POA CC/MCC Exc

7th S85.122 Other specified injury of unspecified tibial artery, left leg CC POA CC/MCC Exc

7th S85.129 Other specified injury of unspecified tibial artery, unspecified leg CC POA CC/MCC Exc

6th S85.13 Unspecified injury of anterior tibial artery

7th S85.131 Unspecified injury of anterior tibial artery, right leg CC POA CC/MCC Exc

7th S85.132 Unspecified injury of anterior tibial artery, left leg CC POA CC/MCC Exc

7th S85.139 Unspecified injury of anterior tibial artery, unspecified leg CC POA CC/MCC Exc

6th S85.14 Laceration of anterior tibial artery

7th S85.141 Laceration of anterior tibial artery, right leg CC POA CC/MCC Exc

7th S85.142 Laceration of anterior tibial artery, left leg CC POA CC/MCC Exc

7th S85.149 Laceration of anterior tibial artery, unspecified leg CC POA CC/MCC Exc

6th S85.15 Other specified injury of anterior tibial artery
7th S85.151 Other specified injury of anterior tibial artery, right leg CC POA CC/MCC Exc
7th S85.152 Other specified injury of anterior tibial artery, left leg CC POA CC/MCC Exc
7th S85.159 Other specified injury of anterior tibial artery, unspecified leg CC POA CC/MCC Exc
6th S85.16 Unspecified injury of posterior tibial artery
7th S85.161 Unspecified injury of posterior tibial artery, right leg CC POA CC/MCC Exc
7th S85.162 Unspecified injury of posterior tibial artery, left leg CC POA CC/MCC Exc
7th S85.169 Unspecified injury of posterior tibial artery, unspecified leg CC POA CC/MCC Exc
6th S85.17 Laceration of posterior tibial artery
7th S85.171 Laceration of posterior tibial artery, right leg CC POA CC/MCC Exc
7th S85.172 Laceration of posterior tibial artery, left leg CC POA CC/MCC Exc
7th S85.179 Laceration of posterior tibial artery, unspecified leg CC POA CC/MCC Exc
6th S85.18 Other specified injury of posterior tibial artery
7th S85.181 Other specified injury of posterior tibial artery, right leg CC POA CC/MCC Exc
7th S85.182 Other specified injury of posterior tibial artery, left leg CC POA CC/MCC Exc
7th S85.189 Other specified injury of posterior tibial artery, unspecified leg CC POA CC/MCC Exc
5th S85.2 Injury of peroneal artery
6th S85.20 Unspecified injury of peroneal artery
7th S85.201 Unspecified injury of peroneal artery, right leg CC POA CC/MCC Exc
7th S85.202 Unspecified injury of peroneal artery, left leg CC POA CC/MCC Exc
7th S85.209 Unspecified injury of peroneal artery, unspecified leg CC POA CC/MCC Exc
6th S85.21 Laceration of peroneal artery
7th S85.211 Laceration of peroneal artery, right leg CC POA CC/MCC Exc
7th S85.212 Laceration of peroneal artery, left leg CC POA CC/MCC Exc
7th S85.219 Laceration of peroneal artery, unspecified leg CC POA CC/MCC Exc
6th S85.29 Other specified injury of peroneal artery
7th S85.291 Other specified injury of peroneal artery, right leg CC POA CC/MCC Exc
7th S85.292 Other specified injury of peroneal artery, left leg CC POA CC/MCC Exc
7th S85.299 Other specified injury of peroneal artery, unspecified leg CC POA CC/MCC Exc

5th S85.3 Injury of greater saphenous vein at lower leg level

Injury of greater saphenous vein NOS

Injury of saphenous vein NOS

6th S85.30 Unspecified injury of greater saphenous vein at lower leg level

7th S85.301 Unspecified injury of greater saphenous vein at lower leg level, right leg CC POA CC/MCC Exc

7th S85.302 Unspecified injury of greater saphenous vein at lower leg level, left leg CC POA CC/MCC Exc

7th S85.309 Unspecified injury of greater saphenous vein at lower leg level, unspecified leg CC POA CC/MCC Exc

6th S85.31 Laceration of greater saphenous vein at lower leg level

7th S85.311 Laceration of greater saphenous vein at lower leg level, right leg CC POA CC/MCC Exc

7th S85.312 Laceration of greater saphenous vein at lower leg level, left leg CC POA CC/MCC Exc

7th S85.319 Laceration of greater saphenous vein at lower leg level, unspecified leg CC POA CC/MCC Exc

6th S85.39 Other specified injury of greater saphenous vein at lower leg level

7th S85.391 Other specified injury of greater saphenous vein at lower leg level, right leg CC POA CC/MCC Exc

7th S85.392 Other specified injury of greater saphenous vein at lower leg level, left leg CC POA CC/MCC Exc

7th S85.399 Other specified injury of greater saphenous vein at lower leg level, unspecified leg CC POA CC/MCC Exc

5th S85.4 Injury of lesser saphenous vein at lower leg level

6th S85.40 Unspecified injury of lesser saphenous vein at lower leg level

7th S85.401 Unspecified injury of lesser saphenous vein at lower leg level, right leg CC POA CC/MCC Exc

7th S85.402 Unspecified injury of lesser saphenous vein at lower leg level, left leg CC POA CC/MCC Exc

7th S85.409 Unspecified injury of lesser saphenous vein at lower leg level, unspecified leg CC POA CC/MCC Exc

6th S85.41 Laceration of lesser saphenous vein at lower leg level

7th S85.411 Laceration of lesser saphenous vein at lower leg level, right leg CC POA CC/MCC Exc

7th S85.412 Laceration of lesser saphenous vein at lower leg level, left leg CC POA CC/MCC Exc

7th S85.419 Laceration of lesser saphenous vein at lower leg level, unspecified leg CC POA CC/MCC Exc

6th S85.49 Other specified injury of lesser saphenous vein at lower leg level

7th S85.491 Other specified injury of lesser saphenous vein at lower leg level, right leg CC POA CC/MCC Exc

7th S85.492 Other specified injury of lesser saphenous vein at lower leg level, left leg CC POA CC/MCC Exc

7th S85.499 Other specified injury of lesser saphenous vein at lower leg level, unspecified leg CC POA CC/MCC Exc

- 5th S85.5 Injury of popliteal vein
  - 6th S85.50 Unspecified injury of popliteal vein
    - 7th S85.501 Unspecified injury of popliteal vein, right leg POA MCC CC/MCC Exc
    - 7th S85.502 Unspecified injury of popliteal vein, left leg POA MCC CC/MCC Exc
    - 7th S85.509 Unspecified injury of popliteal vein, unspecified leg POA MCC CC/MCC Exc
  - 6th S85.51 Laceration of popliteal vein
    - 7th S85.511 Laceration of popliteal vein, right leg POA MCC CC/MCC Exc
    - 7th S85.512 Laceration of popliteal vein, left leg POA MCC CC/MCC Exc
    - 7th S85.519 Laceration of popliteal vein, unspecified leg POA MCC CC/MCC Exc
  - 6th S85.59 Other specified injury of popliteal vein
    - 7th S85.591 Other specified injury of popliteal vein, right leg POA MCC CC/MCC Exc
    - 7th S85.592 Other specified injury of popliteal vein, left leg POA MCC CC/MCC Exc
    - 7th S85.599 Other specified injury of popliteal vein, unspecified leg POA MCC CC/MCC Exc
- 5th S85.8 Injury of other blood vessels at lower leg level
  - 6th S85.80 Unspecified injury of other blood vessels at lower leg level
    - 7th S85.801 Unspecified injury of other blood vessels at lower leg level, right leg CC POA CC/MCC Exc
    - 7th S85.802 Unspecified injury of other blood vessels at lower leg level, left leg CC POA CC/MCC Exc
    - 7th S85.809 Unspecified injury of other blood vessels at lower leg level, unspecified leg CC POA CC/MCC Exc
  - 6th S85.81 Laceration of other blood vessels at lower leg level
    - 7th S85.811 Laceration of other blood vessels at lower leg level, right leg CC POA CC/MCC Exc
    - 7th S85.812 Laceration of other blood vessels at lower leg level, left leg CC POA CC/MCC Exc
    - 7th S85.819 Laceration of other blood vessels at lower leg level, unspecified leg CC POA CC/MCC Exc
  - 6th S85.89 Other specified injury of other blood vessels at lower leg level
    - 7th S85.891 Other specified injury of other blood vessels at lower leg level, right leg CC POA CC/MCC Exc
    - 7th S85.892 Other specified injury of other blood vessels at lower leg level, left leg CC POA CC/MCC Exc
    - 7th S85.899 Other specified injury of other blood vessels at lower leg level, unspecified leg CC POA CC/MCC Exc

- 5th S85.9 Injury of unspecified blood vessel at lower leg level
  - 6th S85.90 Unspecified injury of unspecified blood vessel at lower leg level
    - 7th S85.901 Unspecified injury of unspecified blood vessel at lower leg level, right leg CC POA CC/MCC Exc
    - 7th S85.902 Unspecified injury of unspecified blood vessel at lower leg level, left leg CC POA CC/MCC Exc
    - 7th S85.909 Unspecified injury of unspecified blood vessel at lower leg level, unspecified leg CC POA CC/MCC Exc
  - 6th S85.91 Laceration of unspecified blood vessel at lower leg level
    - 7th S85.911 Laceration of unspecified blood vessel at lower leg level, right leg CC POA CC/MCC Exc
    - 7th S85.912 Laceration of unspecified blood vessel at lower leg level, left leg CC POA CC/MCC Exc
    - 7th S85.919 Laceration of unspecified blood vessel at lower leg level, unspecified leg CC POA CC/MCC Exc
  - 6th S85.99 Other specified injury of unspecified blood vessel at lower leg level
    - 7th S85.991 Other specified injury of unspecified blood vessel at lower leg level, right leg CC POA CC/MCC Exc
    - 7th S85.992 Other specified injury of unspecified blood vessel at lower leg level, left leg CC POA CC/MCC Exc
    - 7th S85.999 Other specified injury of unspecified blood vessel at lower leg level, unspecified leg CC POA CC/MCC Exc

4th S86 Injury of muscle, fascia and tendon at lower leg level

Code also any associated open wound (S81.-)

EXCLUDES2 *injury of muscle, fascia and tendon at ankle (S96.-)*

injury of patellar ligament (tendon) (S76.1-)

sprain of joints and ligaments of knee (S83.-)

The appropriate 7th character is to be added to each code from category S86

A = initial encounter

D = subsequent encounter

S = sequela

5th S86.0 Injury of Achilles tendon

6th S86.00 Unspecified injury of Achilles tendon

7th S86.001 Unspecified injury of right Achilles tendon POA

7th S86.002 Unspecified injury of left Achilles tendon POA

7th S86.009 Unspecified injury of unspecified Achilles tendon POA

6th S86.01 Strain of Achilles tendon

7th S86.011 Strain of right Achilles tendon POA

7th S86.012 Strain of left Achilles tendon POA

7th S86.019 Strain of unspecified Achilles tendon POA

6th S86.02 Laceration of Achilles tendon

7th S86.021 Laceration of right Achilles tendon CC POA CC/MCC Exc

7th S86.022 Laceration of left Achilles tendon CC POA CC/MCC Exc

7th S86.029 Laceration of unspecified Achilles tendon CC POA CC/MCC Exc

6th S86.09 Other specified injury of Achilles tendon

7th S86.091 Other specified injury of right Achilles tendon POA

7th S86.092 Other specified injury of left Achilles tendon POA

7th S86.099 Other specified injury of unspecified Achilles tendon POA

- 5th S86.1 Injury of other muscle(s) and tendon(s) of posterior muscle group at lower leg level
  - 6th S86.10 Unspecified injury of other muscle(s) and tendon(s) of posterior muscle group at lower leg level
    - 7th S86.101 Unspecified injury of other muscle(s) and tendon(s) of posterior muscle group at lower leg level, right leg POA
    - 7th S86.102 Unspecified injury of other muscle(s) and tendon(s) of posterior muscle group at lower leg level, left leg POA
    - 7th S86.109 Unspecified injury of other muscle(s) and tendon(s) of posterior muscle group at lower leg level, unspecified leg POA
  - 6th S86.11 Strain of other muscle(s) and tendon(s) of posterior muscle group at lower leg level
    - 7th S86.111 Strain of other muscle(s) and tendon(s) of posterior muscle group at lower leg level, right leg POA
    - 7th S86.112 Strain of other muscle(s) and tendon(s) of posterior muscle group at lower leg level, left leg POA
    - 7th S86.119 Strain of other muscle(s) and tendon(s) of posterior muscle group at lower leg level, unspecified leg POA
  - 6th S86.12 Laceration of other muscle(s) and tendon(s) of posterior muscle group at lower leg level
    - 7th S86.121 Laceration of other muscle(s) and tendon(s) of posterior muscle group at lower leg level, right leg CC POA CC/MCC Exc
    - 7th S86.122 Laceration of other muscle(s) and tendon(s) of posterior muscle group at lower leg level, left leg CC POA CC/MCC Exc
    - 7th S86.129 Laceration of other muscle(s) and tendon(s) of posterior muscle group at lower leg level, unspecified leg CC POA CC/MCC Exc
  - 6th S86.19 Other injury of other muscle(s) and tendon(s) of posterior muscle group at lower leg level
    - 7th S86.191 Other injury of other muscle(s) and tendon(s) of posterior muscle group at lower leg level, right leg POA
    - 7th S86.192 Other injury of other muscle(s) and tendon(s) of posterior muscle group at lower leg level, left leg POA
    - 7th S86.199 Other injury of other muscle(s) and tendon(s) of posterior muscle group at lower leg level, unspecified leg POA

- 5th S86.2 Injury of muscle(s) and tendon(s) of anterior muscle group at lower leg level
  - 6th S86.20 Unspecified injury of muscle(s) and tendon(s) of anterior muscle group at lower leg level
    - 7th S86.201 Unspecified injury of muscle(s) and tendon(s) of anterior muscle group at lower leg level, right leg POA
    - 7th S86.202 Unspecified injury of muscle(s) and tendon(s) of anterior muscle group at lower leg level, left leg POA
    - 7th S86.209 Unspecified injury of muscle(s) and tendon(s) of anterior muscle group at lower leg level, unspecified leg POA
  - 6th S86.21 Strain of muscle(s) and tendon(s) of anterior muscle group at lower leg level
    - 7th S86.211 Strain of muscle(s) and tendon(s) of anterior muscle group at lower leg level, right leg POA
    - 7th S86.212 Strain of muscle(s) and tendon(s) of anterior muscle group at lower leg level, left leg POA
    - 7th S86.219 Strain of muscle(s) and tendon(s) of anterior muscle group at lower leg level, unspecified leg POA
  - 6th S86.22 Laceration of muscle(s) and tendon(s) of anterior muscle group at lower leg level
    - 7th S86.221 Laceration of muscle(s) and tendon(s) of anterior muscle group at lower leg level, right leg CC POA CC/MCC Exc
    - 7th S86.222 Laceration of muscle(s) and tendon(s) of anterior muscle group at lower leg level, left leg CC POA CC/MCC Exc
    - 7th S86.229 Laceration of muscle(s) and tendon(s) of anterior muscle group at lower leg level, unspecified leg CC POA CC/MCC Exc
  - 6th S86.29 Other injury of muscle(s) and tendon(s) of anterior muscle group at lower leg level
    - 7th S86.291 Other injury of muscle(s) and tendon(s) of anterior muscle group at lower leg level, right leg POA
    - 7th S86.292 Other injury of muscle(s) and tendon(s) of anterior muscle group at lower leg level, left leg POA
    - 7th S86.299 Other injury of muscle(s) and tendon(s) of anterior muscle group at lower leg level, unspecified leg POA

- 5th S86.3 Injury of muscle(s) and tendon(s) of peroneal muscle group at lower leg level
  - 6th S86.30 Unspecified injury of muscle(s) and tendon(s) of peroneal muscle group at lower leg level
    - 7th S86.301 Unspecified injury of muscle(s) and tendon(s) of peroneal muscle group at lower leg level, right leg POA
    - 7th S86.302 Unspecified injury of muscle(s) and tendon(s) of peroneal muscle group at lower leg level, left leg POA
    - 7th S86.309 Unspecified injury of muscle(s) and tendon(s) of peroneal muscle group at lower leg level, unspecified leg POA
  - 6th S86.31 Strain of muscle(s) and tendon(s) of peroneal muscle group at lower leg level
    - 7th S86.311 Strain of muscle(s) and tendon(s) of peroneal muscle group at lower leg level, right leg POA
    - 7th S86.312 Strain of muscle(s) and tendon(s) of peroneal muscle group at lower leg level, left leg POA
    - 7th S86.319 Strain of muscle(s) and tendon(s) of peroneal muscle group at lower leg level, unspecified leg POA
  - 6th S86.32 Laceration of muscle(s) and tendon(s) of peroneal muscle group at lower leg level
    - 7th S86.321 Laceration of muscle(s) and tendon(s) of peroneal muscle group at lower leg level, right leg CC POA CC/MCC Exc
    - 7th S86.322 Laceration of muscle(s) and tendon(s) of peroneal muscle group at lower leg level, left leg CC POA CC/MCC Exc
    - 7th S86.329 Laceration of muscle(s) and tendon(s) of peroneal muscle group at lower leg level, unspecified leg CC POA CC/MCC Exc
  - 6th S86.39 Other injury of muscle(s) and tendon(s) of peroneal muscle group at lower leg level
    - 7th S86.391 Other injury of muscle(s) and tendon(s) of peroneal muscle group at lower leg level, right leg POA
    - 7th S86.392 Other injury of muscle(s) and tendon(s) of peroneal muscle group at lower leg level, left leg POA
    - 7th S86.399 Other injury of muscle(s) and tendon(s) of peroneal muscle group at lower leg level, unspecified leg POA

- 5th S86.8 Injury of other muscles and tendons at lower leg level
  - 6th S86.80 Unspecified injury of other muscles and tendons at lower leg level
    - 7th S86.801 Unspecified injury of other muscle(s) and tendon(s) at lower leg level, right leg POA
    - 7th S86.802 Unspecified injury of other muscle(s) and tendon(s) at lower leg level, left leg POA
    - 7th S86.809 Unspecified injury of other muscle(s) and tendon(s) at lower leg level, unspecified leg POA
  - 6th S86.81 Strain of other muscles and tendons at lower leg level
    - 7th S86.811 Strain of other muscle(s) and tendon(s) at lower leg level, right leg POA
    - 7th S86.812 Strain of other muscle(s) and tendon(s) at lower leg level, left leg POA
    - 7th S86.819 Strain of other muscle(s) and tendon(s) at lower leg level, unspecified leg POA
  - 6th S86.82 Laceration of other muscles and tendons at lower leg level
    - 7th S86.821 Laceration of other muscle(s) and tendon(s) at lower leg level, right leg CC POA CC/MCC Exc
    - 7th S86.822 Laceration of other muscle(s) and tendon(s) at lower leg level, left leg CC POA CC/MCC Exc
    - 7th S86.829 Laceration of other muscle(s) and tendon(s) at lower leg level, unspecified leg CC POA CC/MCC Exc
  - 6th S86.89 Other injury of other muscles and tendons at lower leg level
    - 7th S86.891 Other injury of other muscle(s) and tendon(s) at lower leg level, right leg POA
    - 7th S86.892 Other injury of other muscle(s) and tendon(s) at lower leg level, left leg POA
    - 7th S86.899 Other injury of other muscle(s) and tendon(s) at lower leg level, unspecified leg POA

- 5th S86.9 Injury of unspecified muscle and tendon at lower leg level
  - 6th S86.90 Unspecified injury of unspecified muscle and tendon at lower leg level
    - 7th S86.901 Unspecified injury of unspecified muscle(s) and tendon(s) at lower leg level, right leg POA
    - 7th S86.902 Unspecified injury of unspecified muscle(s) and tendon(s) at lower leg level, left leg POA
    - 7th S86.909 Unspecified injury of unspecified muscle(s) and tendon(s) at lower leg level, unspecified leg POA
  - 6th S86.91 Strain of unspecified muscle and tendon at lower leg level
    - 7th S86.911 Strain of unspecified muscle(s) and tendon(s) at lower leg level, right leg POA
    - 7th S86.912 Strain of unspecified muscle(s) and tendon(s) at lower leg level, left leg POA
    - 7th S86.919 Strain of unspecified muscle(s) and tendon(s) at lower leg level, unspecified leg POA
  - 6th S86.92 Laceration of unspecified muscle and tendon at lower leg level
    - 7th S86.921 Laceration of unspecified muscle(s) and tendon(s) at lower leg level, right leg CC POA CC/MCC Exc
    - 7th S86.922 Laceration of unspecified muscle(s) and tendon(s) at lower leg level, left leg CC POA CC/MCC Exc
    - 7th S86.929 Laceration of unspecified muscle(s) and tendon(s) at lower leg level, unspecified leg CC POA CC/MCC Exc
  - 6th S86.99 Other injury of unspecified muscle and tendon at lower leg level
    - 7th S86.991 Other injury of unspecified muscle(s) and tendon(s) at lower leg level, right leg POA
    - 7th S86.992 Other injury of unspecified muscle(s) and tendon(s) at lower leg level, left leg POA
    - 7th S86.999 Other injury of unspecified muscle(s) and tendon(s) at lower leg level, unspecified leg POA

4th S87 Crushing injury of lower leg

Use additional code(s) for all associated injuries

EXCLUDES2 *crushing injury of ankle and foot (S97.-)*

The appropriate 7th character is to be added to each code from category S87

A = initial encounter

D = subsequent encounter

S = sequela

5th S87.0 Crushing injury of knee

x7th S87.00 Crushing injury of unspecified knee POA

x7th S87.01 Crushing injury of right knee POA

x7th S87.02 Crushing injury of left knee POA

5th S87.8 Crushing injury of lower leg

x7th S87.80 Crushing injury of unspecified lower leg POA

x7th S87.81 Crushing injury of right lower leg POA

x7th S87.82 Crushing injury of left lower leg POA

4th S88 Traumatic amputation of lower leg

An amputation not identified as partial or complete should be coded to complete

EXCLUDES1 *traumatic amputation of ankle and foot (S98.-)*

The appropriate 7th character is to be added to each code from category S88

A = initial encounter

D = subsequent encounter

S = sequela

5th S88.0 Traumatic amputation at knee level

6th S88.01 Complete traumatic amputation at knee level

7th S88.011 Complete traumatic amputation at knee level, right lower leg CC POA HCC CC/MCC Exc

AHA: Q1 2023

7th S88.012 Complete traumatic amputation at knee level, left lower leg CC POA HCC CC/MCC Exc

AHA: Q1 2023

7th S88.019 Complete traumatic amputation at knee level, unspecified lower leg CC POA HCC CC/MCC Exc

6th S88.02 Partial traumatic amputation at knee level

7th S88.021 Partial traumatic amputation at knee level, right lower leg CC POA HCC CC/MCC Exc

7th S88.022 Partial traumatic amputation at knee level, left lower leg CC POA HCC CC/MCC Exc

7th S88.029 Partial traumatic amputation at knee level, unspecified lower leg CC POA HCC CC/MCC Exc

- 5th S88.1 Traumatic amputation at level between knee and ankle
  - 6th S88.11 Complete traumatic amputation at level between knee and ankle
    - 7th S88.111 Complete traumatic amputation at level between knee and ankle, right lower leg CC POA HCC CC/MCC Exc
    - 7th S88.112 Complete traumatic amputation at level between knee and ankle, left lower leg CC POA HCC CC/MCC Exc
    - 7th S88.119 Complete traumatic amputation at level between knee and ankle, unspecified lower leg CC POA HCC CC/MCC Exc
  - 6th S88.12 Partial traumatic amputation at level between knee and ankle
    - 7th S88.121 Partial traumatic amputation at level between knee and ankle, right lower leg CC POA HCC CC/MCC Exc
    - 7th S88.122 Partial traumatic amputation at level between knee and ankle, left lower leg CC POA HCC CC/MCC Exc
    - 7th S88.129 Partial traumatic amputation at level between knee and ankle, unspecified lower leg CC POA HCC CC/MCC Exc
- 5th S88.9 Traumatic amputation of lower leg, level unspecified
  - 6th S88.91 Complete traumatic amputation of lower leg, level unspecified
    - 7th S88.911 Complete traumatic amputation of right lower leg, level unspecified CC POA HCC CC/MCC Exc
    - 7th S88.912 Complete traumatic amputation of left lower leg, level unspecified CC POA HCC CC/MCC Exc
    - 7th S88.919 Complete traumatic amputation of unspecified lower leg, level unspecified CC POA HCC CC/MCC Exc
  - 6th S88.92 Partial traumatic amputation of lower leg, level unspecified
    - 7th S88.921 Partial traumatic amputation of right lower leg, level unspecified CC POA HCC CC/MCC Exc
    - 7th S88.922 Partial traumatic amputation of left lower leg, level unspecified CC POA HCC CC/MCC Exc
    - 7th S88.929 Partial traumatic amputation of unspecified lower leg, level unspecified CC POA HCC CC/MCC Exc

4th S89 Other and unspecified injuries of lower leg

See Official Guidelines, "Coding of Traumatic Fractures" I.C.19.c

NOTES A fracture not indicated as open or closed should be coded to closed

EXCLUDES2 *other and unspecified injuries of ankle and foot (S99.-)*

The appropriate 7th character is to be added to each code from subcategories S89.0, S89.1, S89.2, and S89.3

A = initial encounter for closed fracture

D = subsequent encounter for fracture with routine healing

G = subsequent encounter for fracture with delayed healing

K = subsequent encounter for fracture with nonunion

P = subsequent encounter for fracture with malunion

S = sequela

5th S89.0 Physeal fracture of upper end of tibia

6th S89.00 Unspecified physeal fracture of upper end of tibia

7th S89.001 Unspecified physeal fracture of upper end of right tibia CC POA HAC CC/MCC Exc

7th S89.002 Unspecified physeal fracture of upper end of left tibia CC POA HAC CC/MCC Exc

7th S89.009 Unspecified physeal fracture of upper end of unspecified tibia CC POA HAC CC/MCC Exc

6th S89.01 Salter-Harris Type I physeal fracture of upper end of tibia

7th S89.011 Salter-Harris Type I physeal fracture of upper end of right tibia CC POA HAC CC/MCC Exc

7th S89.012 Salter-Harris Type I physeal fracture of upper end of left tibia CC POA HAC CC/MCC Exc

7th S89.019 Salter-Harris Type I physeal fracture of upper end of unspecified tibia CC POA HAC CC/MCC Exc

6th S89.02 Salter-Harris Type II physeal fracture of upper end of tibia

7th S89.021 Salter-Harris Type II physeal fracture of upper end of right tibia CC POA HAC CC/MCC Exc

7th S89.022 Salter-Harris Type II physeal fracture of upper end of left tibia CC POA HAC CC/MCC Exc

7th S89.029 Salter-Harris Type II physeal fracture of upper end of unspecified tibia CC POA HAC CC/MCC Exc

6th S89.03 Salter-Harris Type III physeal fracture of upper end of tibia

7th S89.031 Salter-Harris Type III physeal fracture of upper end of right tibia CC POA HAC CC/MCC Exc

7th S89.032 Salter-Harris Type III physeal fracture of upper end of left tibia CC POA HAC CC/MCC Exc

7th S89.039 Salter-Harris Type III physeal fracture of upper end of unspecified tibia CC POA HAC CC/MCC Exc

6th S89.04 Salter-Harris Type IV physeal fracture of upper end of tibia

7th S89.041 Salter-Harris Type IV physeal fracture of upper end of right tibia CC POA HAC CC/MCC Exc

7th S89.042 Salter-Harris Type IV physeal fracture of upper end of left tibia CC POA HAC CC/MCC Exc

7th S89.049 Salter-Harris Type IV physeal fracture of upper end of unspecified tibia CC POA HAC CC/MCC Exc

- 6th S89.09 Other physeal fracture of upper end of tibia
  - 7th S89.091 Other physeal fracture of upper end of right tibia CC POA HAC CC/MCC Exc
  - 7th S89.092 Other physeal fracture of upper end of left tibia CC POA HAC CC/MCC Exc
  - 7th S89.099 Other physeal fracture of upper end of unspecified tibia CC POA HAC CC/MCC Exc
- 5th S89.1 Physeal fracture of lower end of tibia
  - 6th S89.10 Unspecified physeal fracture of lower end of tibia
    - 7th S89.101 Unspecified physeal fracture of lower end of right tibia CC POA CC/MCC Exc
    - 7th S89.102 Unspecified physeal fracture of lower end of left tibia CC POA CC/MCC Exc
    - 7th S89.109 Unspecified physeal fracture of lower end of unspecified tibia CC POA CC/MCC Exc
  - 6th S89.11 Salter-Harris Type I physeal fracture of lower end of tibia
    - 7th S89.111 Salter-Harris Type I physeal fracture of lower end of right tibia CC POA CC/MCC Exc
    - 7th S89.112 Salter-Harris Type I physeal fracture of lower end of left tibia CC POA CC/MCC Exc
    - 7th S89.119 Salter-Harris Type I physeal fracture of lower end of unspecified tibia CC POA CC/MCC Exc
  - 6th S89.12 Salter-Harris Type II physeal fracture of lower end of tibia
    - 7th S89.121 Salter-Harris Type II physeal fracture of lower end of right tibia CC POA CC/MCC Exc
    - 7th S89.122 Salter-Harris Type II physeal fracture of lower end of left tibia CC POA CC/MCC Exc
    - 7th S89.129 Salter-Harris Type II physeal fracture of lower end of unspecified tibia CC POA CC/MCC Exc

6th S89.13 Salter-Harris Type III physeal fracture of lower end of tibia

EXCLUDES1 *fracture of medial malleolus (adult) (S82.5-)*

7th S89.131 Salter-Harris Type III physeal fracture of lower end of right tibia CC POA CC/MCC Exc

7th S89.132 Salter-Harris Type III physeal fracture of lower end of left tibia CC POA CC/MCC Exc

7th S89.139 Salter-Harris Type III physeal fracture of lower end of unspecified tibia CC POA CC/MCC Exc

6th S89.14 Salter-Harris Type IV physeal fracture of lower end of tibia

EXCLUDES1 *fracture of medial malleolus (adult) (S82.5-)*

7th S89.141 Salter-Harris Type IV physeal fracture of lower end of right tibia CC POA CC/MCC Exc

7th S89.142 Salter-Harris Type IV physeal fracture of lower end of left tibia CC POA CC/MCC Exc

7th S89.149 Salter-Harris Type IV physeal fracture of lower end of unspecified tibia CC POA CC/MCC Exc

6th S89.19 Other physeal fracture of lower end of tibia

7th S89.191 Other physeal fracture of lower end of right tibia CC POA CC/MCC Exc

7th S89.192 Other physeal fracture of lower end of left tibia CC POA CC/MCC Exc

7th S89.199 Other physeal fracture of lower end of unspecified tibia CC POA CC/MCC Exc

- 5th S89.2 Physeal fracture of upper end of fibula
  - 6th S89.20 Unspecified physeal fracture of upper end of fibula
    - 7th S89.201 Unspecified physeal fracture of upper end of right fibula CC POA CC/MCC Exc
    - 7th S89.202 Unspecified physeal fracture of upper end of left fibula CC POA CC/MCC Exc
    - 7th S89.209 Unspecified physeal fracture of upper end of unspecified fibula CC POA CC/MCC Exc
  - 6th S89.21 Salter-Harris Type I physeal fracture of upper end of fibula
    - 7th S89.211 Salter-Harris Type I physeal fracture of upper end of right fibula CC POA CC/MCC Exc
    - 7th S89.212 Salter-Harris Type I physeal fracture of upper end of left fibula CC POA CC/MCC Exc
    - 7th S89.219 Salter-Harris Type I physeal fracture of upper end of unspecified fibula CC POA CC/MCC Exc
  - 6th S89.22 Salter-Harris Type II physeal fracture of upper end of fibula
    - 7th S89.221 Salter-Harris Type II physeal fracture of upper end of right fibula CC POA CC/MCC Exc
    - 7th S89.222 Salter-Harris Type II physeal fracture of upper end of left fibula CC POA CC/MCC Exc
    - 7th S89.229 Salter-Harris Type II physeal fracture of upper end of unspecified fibula CC POA CC/MCC Exc
  - 6th S89.29 Other physeal fracture of upper end of fibula
    - 7th S89.291 Other physeal fracture of upper end of right fibula CC POA CC/MCC Exc
    - 7th S89.292 Other physeal fracture of upper end of left fibula CC POA CC/MCC Exc
    - 7th S89.299 Other physeal fracture of upper end of unspecified fibula CC POA CC/MCC Exc

- 5th S89.3 Physeal fracture of lower end of fibula
  - 6th S89.30 Unspecified physeal fracture of lower end of fibula
    - 7th S89.301 Unspecified physeal fracture of lower end of right fibula CC POA CC/MCC Exc
    - 7th S89.302 Unspecified physeal fracture of lower end of left fibula CC POA CC/MCC Exc
    - 7th S89.309 Unspecified physeal fracture of lower end of unspecified fibula CC POA CC/MCC Exc
  - 6th S89.31 Salter-Harris Type I physeal fracture of lower end of fibula
    - 7th S89.311 Salter-Harris Type I physeal fracture of lower end of right fibula CC POA CC/MCC Exc
    - 7th S89.312 Salter-Harris Type I physeal fracture of lower end of left fibula CC POA CC/MCC Exc
    - 7th S89.319 Salter-Harris Type I physeal fracture of lower end of unspecified fibula CC POA CC/MCC Exc
  - 6th S89.32 Salter-Harris Type II physeal fracture of lower end of fibula
    - 7th S89.321 Salter-Harris Type II physeal fracture of lower end of right fibula CC POA CC/MCC Exc
    - 7th S89.322 Salter-Harris Type II physeal fracture of lower end of left fibula CC POA CC/MCC Exc
    - 7th S89.329 Salter-Harris Type II physeal fracture of lower end of unspecified fibula CC POA CC/MCC Exc
  - 6th S89.39 Other physeal fracture of lower end of fibula
    - 7th S89.391 Other physeal fracture of lower end of right fibula CC POA CC/MCC Exc
    - 7th S89.392 Other physeal fracture of lower end of left fibula CC POA CC/MCC Exc
    - 7th S89.399 Other physeal fracture of lower end of unspecified fibula CC POA CC/MCC Exc

5th S89.8 Other specified injuries of lower leg

The appropriate 7th character is to be added to each code in subcategory S89.8

A = initial encounter

D = subsequent encounter

S = sequela

x7th S89.80 Other specified injuries of unspecified lower leg POA

x7th S89.81 Other specified injuries of right lower leg POA

x7th S89.82 Other specified injuries of left lower leg POA

5th S89.9 Unspecified injury of lower leg

The appropriate 7th character is to be added to each code in subcategory S89.9

A = initial encounter

D = subsequent encounter

S = sequela

x7th S89.90 Unspecified injury of unspecified lower leg POA

x7th S89.91 Unspecified injury of right lower leg POA

x7th S89.92 Unspecified injury of left lower leg POA

Injuries to the ankle and foot (S90-S99)

EXCLUDES2 *burns and corrosions (T20-T32)*
fracture of ankle and malleolus (S82.-)
frostbite (T33-T34)
insect bite or sting, venomous (T63.4)

4th S90 Superficial injury of ankle, foot and toes

The appropriate 7th character is to be added to each code from category S90

A = initial encounter

D = subsequent encounter

S = sequela

5th S90.0 Contusion of ankle

x7th S90.00 Contusion of unspecified ankle POA

x7th S90.01 Contusion of right ankle POA

x7th S90.02 Contusion of left ankle POA

5th S90.1 Contusion of toe without damage to nail

6th S90.11 Contusion of great toe without damage to nail

7th S90.111 Contusion of right great toe without damage to nail POA

7th S90.112 Contusion of left great toe without damage to nail POA

7th S90.119 Contusion of unspecified great toe without damage to nail POA

6th S90.12 Contusion of lesser toe without damage to nail

7th S90.121 Contusion of right lesser toe(s) without damage to nail POA

7th S90.122 Contusion of left lesser toe(s) without damage to nail POA

7th S90.129 Contusion of unspecified lesser toe(s) without damage to nail POA

Contusion of toe NOS

5th S90.2 Contusion of toe with damage to nail

6th S90.21 Contusion of great toe with damage to nail

7th S90.211 Contusion of right great toe with damage to nail POA

7th S90.212 Contusion of left great toe with damage to nail POA

7th S90.219 Contusion of unspecified great toe with damage to nail POA

6th S90.22 Contusion of lesser toe with damage to nail

7th S90.221 Contusion of right lesser toe(s) with damage to nail POA

7th S90.222 Contusion of left lesser toe(s) with damage to nail POA

7th S90.229 Contusion of unspecified lesser toe(s) with damage to nail POA

- 5th S90.3 Contusion of foot
  - EXCLUDES2 *contusion of toes (S90.1-, S90.2-)*
  - x7th S90.30 Contusion of unspecified foot POA
    - Contusion of foot NOS
  - x7th S90.31 Contusion of right foot POA
  - x7th S90.32 Contusion of left foot POA
- 5th S90.4 Other superficial injuries of toe
  - 6th S90.41 Abrasion of toe
    - 7th S90.411 Abrasion, right great toe POA
    - 7th S90.412 Abrasion, left great toe POA
    - 7th S90.413 Abrasion, unspecified great toe POA
    - 7th S90.414 Abrasion, right lesser toe(s) POA
    - 7th S90.415 Abrasion, left lesser toe(s) POA
    - 7th S90.416 Abrasion, unspecified lesser toe(s) POA
  - 6th S90.42 Blister (nonthermal) of toe
    - 7th S90.421 Blister (nonthermal), right great toe POA
    - 7th S90.422 Blister (nonthermal), left great toe POA
    - 7th S90.423 Blister (nonthermal), unspecified great toe POA
    - 7th S90.424 Blister (nonthermal), right lesser toe(s) POA
    - 7th S90.425 Blister (nonthermal), left lesser toe(s) POA
    - 7th S90.426 Blister (nonthermal), unspecified lesser toe(s) POA

6th S90.44 External constriction of toe

Hair tourniquet syndrome of toe

7th S90.441 External constriction, right great toe POA

7th S90.442 External constriction, left great toe POA

7th S90.443 External constriction, unspecified great toe POA

7th S90.444 External constriction, right lesser toe(s) POA

7th S90.445 External constriction, left lesser toe(s) POA

7th S90.446 External constriction, unspecified lesser toe(s) POA

6th S90.45 Superficial foreign body of toe

Splinter in the toe

7th S90.451 Superficial foreign body, right great toe POA

7th S90.452 Superficial foreign body, left great toe POA

7th S90.453 Superficial foreign body, unspecified great toe POA

7th S90.454 Superficial foreign body, right lesser toe(s) POA

7th S90.455 Superficial foreign body, left lesser toe(s) POA

7th S90.456 Superficial foreign body, unspecified lesser toe(s) POA

6th S90.46 Insect bite (nonvenomous) of toe

7th S90.461 Insect bite (nonvenomous), right great toe POA

7th S90.462 Insect bite (nonvenomous), left great toe POA

7th S90.463 Insect bite (nonvenomous), unspecified great toe POA

7th S90.464 Insect bite (nonvenomous), right lesser toe(s) POA

7th S90.465 Insect bite (nonvenomous), left lesser toe(s) POA

7th S90.466 Insect bite (nonvenomous), unspecified lesser toe(s) POA

6th S90.47 Other superficial bite of toe

EXCLUDES1 *open bite of toe (S91.15-, S91.25-)*

7th S90.471 Other superficial bite of right great toe POA

7th S90.472 Other superficial bite of left great toe POA

7th S90.473 Other superficial bite of unspecified great toe POA

7th S90.474 Other superficial bite of right lesser toe(s) POA

7th S90.475 Other superficial bite of left lesser toe(s) POA

7th S90.476 Other superficial bite of unspecified lesser toe(s) POA

5th S90.5 Other superficial injuries of ankle

6th S90.51 Abrasion of ankle

7th S90.511 Abrasion, right ankle POA

7th S90.512 Abrasion, left ankle POA

7th S90.519 Abrasion, unspecified ankle POA

6th S90.52 Blister (nonthermal) of ankle

7th S90.521 Blister (nonthermal), right ankle POA

7th S90.522 Blister (nonthermal), left ankle POA

7th S90.529 Blister (nonthermal), unspecified ankle POA

6th S90.54 External constriction of ankle

7th S90.541 External constriction, right ankle POA

7th S90.542 External constriction, left ankle POA

7th S90.549 External constriction, unspecified ankle POA

6th S90.55 Superficial foreign body of ankle

Splinter in the ankle

7th S90.551 Superficial foreign body, right ankle POA

7th S90.552 Superficial foreign body, left ankle POA

7th S90.559 Superficial foreign body, unspecified ankle POA

6th S90.56 Insect bite (nonvenomous) of ankle

7th S90.561 Insect bite (nonvenomous), right ankle POA

7th S90.562 Insect bite (nonvenomous), left ankle POA

7th S90.569 Insect bite (nonvenomous), unspecified ankle POA

6th S90.57 Other superficial bite of ankle

EXCLUDES1 *open bite of ankle (S91.05-)*

7th S90.571 Other superficial bite of ankle, right ankle POA

7th S90.572 Other superficial bite of ankle, left ankle POA

7th S90.579 Other superficial bite of ankle, unspecified ankle POA

5th S90.8 Other superficial injuries of foot

6th S90.81 Abrasion of foot

7th S90.811 Abrasion, right foot POA

7th S90.812 Abrasion, left foot POA

7th S90.819 Abrasion, unspecified foot POA

6th S90.82 Blister (nonthermal) of foot

7th S90.821 Blister (nonthermal), right foot POA

7th S90.822 Blister (nonthermal), left foot POA

7th S90.829 Blister (nonthermal), unspecified foot POA

6th S90.84 External constriction of foot

7th S90.841 External constriction, right foot POA

7th S90.842 External constriction, left foot POA

7th S90.849 External constriction, unspecified foot POA

6th S90.85 Superficial foreign body of foot

Splinter in the foot

7th S90.851 Superficial foreign body, right foot POA

7th S90.852 Superficial foreign body, left foot POA

7th S90.859 Superficial foreign body, unspecified foot POA

6th S90.86 Insect bite (nonvenomous) of foot

7th S90.861 Insect bite (nonvenomous), right foot POA

7th S90.862 Insect bite (nonvenomous), left foot POA

7th S90.869 Insect bite (nonvenomous), unspecified foot POA

6th S90.87 Other superficial bite of foot

EXCLUDES1 *open bite of foot (S91.35-)*

7th S90.871 Other superficial bite of right foot POA

7th S90.872 Other superficial bite of left foot POA

7th S90.879 Other superficial bite of unspecified foot POA

- 5th S90.9 Unspecified superficial injury of ankle, foot and toe
  - 6th S90.91 Unspecified superficial injury of ankle
    - 7th S90.911 Unspecified superficial injury of right ankle POA
    - 7th S90.912 Unspecified superficial injury of left ankle POA
    - 7th S90.919 Unspecified superficial injury of unspecified ankle POA
  - 6th S90.92 Unspecified superficial injury of foot
    - 7th S90.921 Unspecified superficial injury of right foot POA
    - 7th S90.922 Unspecified superficial injury of left foot POA
    - 7th S90.929 Unspecified superficial injury of unspecified foot POA
  - 6th S90.93 Unspecified superficial injury of toes
    - 7th S90.931 Unspecified superficial injury of right great toe POA
    - 7th S90.932 Unspecified superficial injury of left great toe POA
    - 7th S90.933 Unspecified superficial injury of unspecified great toe POA
    - 7th S90.934 Unspecified superficial injury of right lesser toe(s) POA
    - 7th S90.935 Unspecified superficial injury of left lesser toe(s) POA
    - 7th S90.936 Unspecified superficial injury of unspecified lesser toe(s) POA

4th S91 Open wound of ankle, foot and toes

Code also any associated wound infection

EXCLUDES1 *open fracture of ankle, foot and toes (S92.-with 7th character B)*

traumatic amputation of ankle and foot (S98.-)

The appropriate 7th character is to be added to each code from category S91

A = initial encounter

D = subsequent encounter

S = sequela

5th S91.0 Open wound of ankle

6th S91.00 Unspecified open wound of ankle

7th S91.001 Unspecified open wound, right ankle POA CC/MCC Exc

7th S91.002 Unspecified open wound, left ankle POA CC/MCC Exc

7th S91.009 Unspecified open wound, unspecified ankle POA CC/MCC Exc

6th S91.01 Laceration without foreign body of ankle

7th S91.011 Laceration without foreign body, right ankle POA CC/MCC Exc

7th S91.012 Laceration without foreign body, left ankle POA CC/MCC Exc

AHA: Q1 2021

7th S91.019 Laceration without foreign body, unspecified ankle POA CC/MCC Exc

6th S91.02 Laceration with foreign body of ankle

- 7th S91.021 Laceration with foreign body, right ankle POA CC/MCC Exc
- 7th S91.022 Laceration with foreign body, left ankle POA CC/MCC Exc
- 7th S91.029 Laceration with foreign body, unspecified ankle POA CC/MCC Exc

6th S91.03 Puncture wound without foreign body of ankle

- 7th S91.031 Puncture wound without foreign body, right ankle POA CC/MCC Exc
- 7th S91.032 Puncture wound without foreign body, left ankle POA CC/MCC Exc
- 7th S91.039 Puncture wound without foreign body, unspecified ankle POA CC/MCC Exc

6th S91.04 Puncture wound with foreign body of ankle

- 7th S91.041 Puncture wound with foreign body, right ankle POA CC/MCC Exc
- 7th S91.042 Puncture wound with foreign body, left ankle POA CC/MCC Exc
- 7th S91.049 Puncture wound with foreign body, unspecified ankle POA CC/MCC Exc

6th S91.05 Open bite of ankle

EXCLUDES1 *superficial bite of ankle (S90.56-, S90.57-)*

- 7th S91.051 Open bite, right ankle POA CC/MCC Exc
- 7th S91.052 Open bite, left ankle POA CC/MCC Exc
- 7th S91.059 Open bite, unspecified ankle POA CC/MCC Exc

5th S91.1 Open wound of toe without damage to nail

- 6th S91.10 Unspecified open wound of toe without damage to nail
  - 7th S91.101 Unspecified open wound of right great toe without damage to nail POA CC/MCC Exc
  - 7th S91.102 Unspecified open wound of left great toe without damage to nail POA CC/MCC Exc
  - 7th S91.103 Unspecified open wound of unspecified great toe without damage to nail POA CC/MCC Exc
  - 7th S91.104 Unspecified open wound of right lesser toe(s) without damage to nail POA CC/MCC Exc
  - 7th S91.105 Unspecified open wound of left lesser toe(s) without damage to nail POA CC/MCC Exc
  - 7th S91.106 Unspecified open wound of unspecified lesser toe(s) without damage to nail POA CC/MCC Exc
  - 7th S91.109 Unspecified open wound of unspecified toe(s) without damage to nail POA CC/MCC Exc
- 6th S91.11 Laceration without foreign body of toe without damage to nail
  - 7th S91.111 Laceration without foreign body of right great toe without damage to nail POA CC/MCC Exc
  - 7th S91.112 Laceration without foreign body of left great toe without damage to nail POA CC/MCC Exc
  - 7th S91.113 Laceration without foreign body of unspecified great toe without damage to nail POA CC/MCC Exc
  - 7th S91.114 Laceration without foreign body of right lesser toe(s) without damage to nail POA CC/MCC Exc
  - 7th S91.115 Laceration without foreign body of left lesser toe(s) without damage to nail POA CC/MCC Exc
  - 7th S91.116 Laceration without foreign body of unspecified lesser toe(s) without damage to nail POA CC/MCC Exc
  - 7th S91.119 Laceration without foreign body of unspecified toe without damage to nail POA CC/MCC Exc

6th S91.12 Laceration with foreign body of toe without damage to nail

- 7th S91.121 Laceration with foreign body of right great toe without damage to nail POA CC/MCC Exc
- 7th S91.122 Laceration with foreign body of left great toe without damage to nail POA CC/MCC Exc
- 7th S91.123 Laceration with foreign body of unspecified great toe without damage to nail POA CC/MCC Exc
- 7th S91.124 Laceration with foreign body of right lesser toe(s) without damage to nail POA CC/MCC Exc
- 7th S91.125 Laceration with foreign body of left lesser toe(s) without damage to nail POA CC/MCC Exc
- 7th S91.126 Laceration with foreign body of unspecified lesser toe(s) without damage to nail POA CC/MCC Exc
- 7th S91.129 Laceration with foreign body of unspecified toe(s) without damage to nail POA CC/MCC Exc

6th S91.13 Puncture wound without foreign body of toe without damage to nail

- 7th S91.131 Puncture wound without foreign body of right great toe without damage to nail POA CC/MCC Exc
- 7th S91.132 Puncture wound without foreign body of left great toe without damage to nail POA CC/MCC Exc
- 7th S91.133 Puncture wound without foreign body of unspecified great toe without damage to nail POA CC/MCC Exc
- 7th S91.134 Puncture wound without foreign body of right lesser toe(s) without damage to nail POA CC/MCC Exc
- 7th S91.135 Puncture wound without foreign body of left lesser toe(s) without damage to nail POA CC/MCC Exc
- 7th S91.136 Puncture wound without foreign body of unspecified lesser toe(s) without damage to nail POA CC/MCC Exc
- 7th S91.139 Puncture wound without foreign body of unspecified toe(s) without damage to nail POA CC/MCC Exc

6th S91.14 Puncture wound with foreign body of toe without damage to nail

- 7th S91.141 Puncture wound with foreign body of right great toe without damage to nail POA CC/MCC Exc
- 7th S91.142 Puncture wound with foreign body of left great toe without damage to nail POA CC/MCC Exc
- 7th S91.143 Puncture wound with foreign body of unspecified great toe without damage to nail POA CC/MCC Exc
- 7th S91.144 Puncture wound with foreign body of right lesser toe(s) without damage to nail POA CC/MCC Exc
- 7th S91.145 Puncture wound with foreign body of left lesser toe(s) without damage to nail POA CC/MCC Exc
- 7th S91.146 Puncture wound with foreign body of unspecified lesser toe(s) without damage to nail POA CC/MCC Exc
- 7th S91.149 Puncture wound with foreign body of unspecified toe(s) without damage to nail POA CC/MCC Exc

6th S91.15 Open bite of toe without damage to nail

Bite of toe NOS

EXCLUDES1 *superficial bite of toe (S90.46-, S90.47-)*

- 7th S91.151 Open bite of right great toe without damage to nail POA CC/MCC Exc
- 7th S91.152 Open bite of left great toe without damage to nail POA CC/MCC Exc
- 7th S91.153 Open bite of unspecified great toe without damage to nail POA CC/MCC Exc
- 7th S91.154 Open bite of right lesser toe(s) without damage to nail POA CC/MCC Exc
- 7th S91.155 Open bite of left lesser toe(s) without damage to nail POA CC/MCC Exc
- 7th S91.156 Open bite of unspecified lesser toe(s) without damage to nail POA CC/MCC Exc
- 7th S91.159 Open bite of unspecified toe(s) without damage to nail POA CC/MCC Exc

5th S91.2 Open wound of toe with damage to nail

- 6th S91.20 Unspecified open wound of toe with damage to nail
  - 7th S91.201 Unspecified open wound of right great toe with damage to nail POA CC/MCC Exc
  - 7th S91.202 Unspecified open wound of left great toe with damage to nail POA CC/MCC Exc
  - 7th S91.203 Unspecified open wound of unspecified great toe with damage to nail POA CC/MCC Exc
  - 7th S91.204 Unspecified open wound of right lesser toe(s) with damage to nail POA CC/MCC Exc
  - 7th S91.205 Unspecified open wound of left lesser toe(s) with damage to nail POA CC/MCC Exc
  - 7th S91.206 Unspecified open wound of unspecified lesser toe(s) with damage to nail POA CC/MCC Exc
  - 7th S91.209 Unspecified open wound of unspecified toe(s) with damage to nail POA CC/MCC Exc
- 6th S91.21 Laceration without foreign body of toe with damage to nail
  - 7th S91.211 Laceration without foreign body of right great toe with damage to nail POA CC/MCC Exc
  - 7th S91.212 Laceration without foreign body of left great toe with damage to nail POA CC/MCC Exc
  - 7th S91.213 Laceration without foreign body of unspecified great toe with damage to nail POA CC/MCC Exc
  - 7th S91.214 Laceration without foreign body of right lesser toe(s) with damage to nail POA CC/MCC Exc
  - 7th S91.215 Laceration without foreign body of left lesser toe(s) with damage to nail POA CC/MCC Exc
  - 7th S91.216 Laceration without foreign body of unspecified lesser toe(s) with damage to nail POA CC/MCC Exc
  - 7th S91.219 Laceration without foreign body of unspecified toe(s) with damage to nail POA CC/MCC Exc

6th S91.22 Laceration with foreign body of toe with damage to nail

- 7th S91.221 Laceration with foreign body of right great toe with damage to nail POA CC/MCC Exc
- 7th S91.222 Laceration with foreign body of left great toe with damage to nail POA CC/MCC Exc
- 7th S91.223 Laceration with foreign body of unspecified great toe with damage to nail POA CC/MCC Exc
- 7th S91.224 Laceration with foreign body of right lesser toe(s) with damage to nail POA CC/MCC Exc
- 7th S91.225 Laceration with foreign body of left lesser toe(s) with damage to nail POA CC/MCC Exc
- 7th S91.226 Laceration with foreign body of unspecified lesser toe(s) with damage to nail POA CC/MCC Exc
- 7th S91.229 Laceration with foreign body of unspecified toe(s) with damage to nail POA CC/MCC Exc

6th S91.23 Puncture wound without foreign body of toe with damage to nail

- 7th S91.231 Puncture wound without foreign body of right great toe with damage to nail POA CC/MCC Exc
- 7th S91.232 Puncture wound without foreign body of left great toe with damage to nail POA CC/MCC Exc
- 7th S91.233 Puncture wound without foreign body of unspecified great toe with damage to nail POA CC/MCC Exc
- 7th S91.234 Puncture wound without foreign body of right lesser toe(s) with damage to nail POA CC/MCC Exc
- 7th S91.235 Puncture wound without foreign body of left lesser toe(s) with damage to nail POA CC/MCC Exc
- 7th S91.236 Puncture wound without foreign body of unspecified lesser toe(s) with damage to nail POA CC/MCC Exc
- 7th S91.239 Puncture wound without foreign body of unspecified toe(s) with damage to nail POA CC/MCC Exc

6th S91.24 Puncture wound with foreign body of toe with damage to nail

- 7th S91.241 Puncture wound with foreign body of right great toe with damage to nail POA CC/MCC Exc
- 7th S91.242 Puncture wound with foreign body of left great toe with damage to nail POA CC/MCC Exc
- 7th S91.243 Puncture wound with foreign body of unspecified great toe with damage to nail POA CC/MCC Exc
- 7th S91.244 Puncture wound with foreign body of right lesser toe(s) with damage to nail POA CC/MCC Exc
- 7th S91.245 Puncture wound with foreign body of left lesser toe(s) with damage to nail POA CC/MCC Exc
- 7th S91.246 Puncture wound with foreign body of unspecified lesser toe(s) with damage to nail POA CC/MCC Exc
- 7th S91.249 Puncture wound with foreign body of unspecified toe(s) with damage to nail POA CC/MCC Exc

6th S91.25 Open bite of toe with damage to nail

Bite of toe with damage to nail NOS

EXCLUDES1 *superficial bite of toe (S90.46-, S90.47-)*

- 7th S91.251 Open bite of right great toe with damage to nail POA CC/MCC Exc
- 7th S91.252 Open bite of left great toe with damage to nail POA CC/MCC Exc
- 7th S91.253 Open bite of unspecified great toe with damage to nail POA CC/MCC Exc
- 7th S91.254 Open bite of right lesser toe(s) with damage to nail POA CC/MCC Exc
- 7th S91.255 Open bite of left lesser toe(s) with damage to nail POA CC/MCC Exc
- 7th S91.256 Open bite of unspecified lesser toe(s) with damage to nail POA CC/MCC Exc
- 7th S91.259 Open bite of unspecified toe(s) with damage to nail POA CC/MCC Exc

5th S91.3 Open wound of foot

- 6th S91.30 Unspecified open wound of foot
  - 7th S91.301 Unspecified open wound, right foot POA CC/MCC Exc
  - 7th S91.302 Unspecified open wound, left foot POA CC/MCC Exc
  - 7th S91.309 Unspecified open wound, unspecified foot POA CC/MCC Exc
- 6th S91.31 Laceration without foreign body of foot
  - 7th S91.311 Laceration without foreign body, right foot POA CC/MCC Exc
  - 7th S91.312 Laceration without foreign body, left foot POA CC/MCC Exc
  - 7th S91.319 Laceration without foreign body, unspecified foot POA CC/MCC Exc
- 6th S91.32 Laceration with foreign body of foot
  - 7th S91.321 Laceration with foreign body, right foot POA CC/MCC Exc
  - 7th S91.322 Laceration with foreign body, left foot POA CC/MCC Exc
  - 7th S91.329 Laceration with foreign body, unspecified foot POA CC/MCC Exc
- 6th S91.33 Puncture wound without foreign body of foot
  - 7th S91.331 Puncture wound without foreign body, right foot POA CC/MCC Exc
  - 7th S91.332 Puncture wound without foreign body, left foot POA CC/MCC Exc
  - 7th S91.339 Puncture wound without foreign body, unspecified foot POA CC/MCC Exc
- 6th S91.34 Puncture wound with foreign body of foot
  - 7th S91.341 Puncture wound with foreign body, right foot POA CC/MCC Exc
  - 7th S91.342 Puncture wound with foreign body, left foot POA CC/MCC Exc
  - 7th S91.349 Puncture wound with foreign body, unspecified foot POA CC/MCC Exc
- 6th S91.35 Open bite of foot
  - EXCLUDES1 *superficial bite of foot (S90.86-, S90.87-)*
  - 7th S91.351 Open bite, right foot POA CC/MCC Exc
  - 7th S91.352 Open bite, left foot POA CC/MCC Exc
  - 7th S91.359 Open bite, unspecified foot POA CC/MCC Exc

4th S92 **Fracture of foot and toe, except ankle**

See Official Guidelines, "Coding of Traumatic Fractures" I.C.19.c

NOTES A fracture not indicated as displaced or nondisplaced should be coded to displaced

A fracture not indicated as open or closed should be coded to closed

EXCLUDES2 *fracture of ankle (S82.-)*

fracture of malleolus (S82.-)

traumatic amputation of ankle and foot (S98.-)

The appropriate 7th character is to be added to each code from category S92

A = initial encounter for closed fracture

B = initial encounter for open fracture

D = subsequent encounter for fracture with routine healing

G = subsequent encounter for fracture with delayed healing

K = subsequent encounter for fracture with nonunion

P = subsequent encounter for fracture with malunion

S = sequela

5th S92.0 Fracture of calcaneus

Heel bone

Os calcis

EXCLUDES2 *Physeal fracture of calcaneus (S99.0-)*

6th S92.00 Unspecified fracture of calcaneus

7th S92.001 Unspecified fracture of right calcaneus CC POA HAC CC/MCC Exc

7th S92.002 Unspecified fracture of left calcaneus CC POA HAC CC/MCC Exc

7th S92.009 Unspecified fracture of unspecified calcaneus CC POA HAC CC/MCC Exc

6th S92.01 Fracture of body of calcaneus

7th S92.011 Displaced fracture of body of right calcaneus CC POA HAC CC/MCC Exc

7th S92.012 Displaced fracture of body of left calcaneus CC POA HAC CC/MCC Exc

7th S92.013 Displaced fracture of body of unspecified calcaneus CC POA HAC CC/MCC Exc

7th S92.014 Nondisplaced fracture of body of right calcaneus CC POA HAC CC/MCC Exc

7th S92.015 Nondisplaced fracture of body of left calcaneus CC POA HAC CC/MCC Exc

7th S92.016 Nondisplaced fracture of body of unspecified calcaneus CC POA HAC CC/MCC Exc

6th S92.02 Fracture of anterior process of calcaneus

7th S92.021 Displaced fracture of anterior process of right calcaneus CC POA HAC CC/MCC Exc

7th S92.022 Displaced fracture of anterior process of left calcaneus CC POA HAC CC/MCC Exc

7th S92.023 Displaced fracture of anterior process of unspecified calcaneus CC POA HAC CC/MCC Exc

7th S92.024 Nondisplaced fracture of anterior process of right calcaneus CC POA HAC CC/MCC Exc

7th S92.025 Nondisplaced fracture of anterior process of left calcaneus CC POA HAC CC/MCC Exc

7th S92.026 Nondisplaced fracture of anterior process of unspecified calcaneus CC POA HAC CC/MCC Exc

6th S92.03 Avulsion fracture of tuberosity of calcaneus
- 7th S92.031 Displaced avulsion fracture of tuberosity of right calcaneus CC POA HAC CC/MCC Exc
- 7th S92.032 Displaced avulsion fracture of tuberosity of left calcaneus CC POA HAC CC/MCC Exc
- 7th S92.033 Displaced avulsion fracture of tuberosity of unspecified calcaneus CC POA HAC CC/MCC Exc
- 7th S92.034 Nondisplaced avulsion fracture of tuberosity of right calcaneus CC POA HAC CC/MCC Exc
- 7th S92.035 Nondisplaced avulsion fracture of tuberosity of left calcaneus CC POA HAC CC/MCC Exc
- 7th S92.036 Nondisplaced avulsion fracture of tuberosity of unspecified calcaneus CC POA HAC CC/MCC Exc

6th S92.04 Other fracture of tuberosity of calcaneus
- 7th S92.041 Displaced other fracture of tuberosity of right calcaneus CC POA HAC CC/MCC Exc
- 7th S92.042 Displaced other fracture of tuberosity of left calcaneus CC POA HAC CC/MCC Exc
- 7th S92.043 Displaced other fracture of tuberosity of unspecified calcaneus CC POA HAC CC/MCC Exc
- 7th S92.044 Nondisplaced other fracture of tuberosity of right calcaneus CC POA HAC CC/MCC Exc
- 7th S92.045 Nondisplaced other fracture of tuberosity of left calcaneus CC POA HAC CC/MCC Exc
- 7th S92.046 Nondisplaced other fracture of tuberosity of unspecified calcaneus CC POA HAC CC/MCC Exc

6th S92.05 Other extraarticular fracture of calcaneus
- 7th S92.051 Displaced other extraarticular fracture of right calcaneus CC POA HAC CC/MCC Exc
- 7th S92.052 Displaced other extraarticular fracture of left calcaneus CC POA HAC CC/MCC Exc
- 7th S92.053 Displaced other extraarticular fracture of unspecified calcaneus CC POA HAC CC/MCC Exc
- 7th S92.054 Nondisplaced other extraarticular fracture of right calcaneus CC POA HAC CC/MCC Exc
- 7th S92.055 Nondisplaced other extraarticular fracture of left calcaneus CC POA HAC CC/MCC Exc
- 7th S92.056 Nondisplaced other extraarticular fracture of unspecified calcaneus CC POA HAC CC/MCC Exc

6th S92.06 Intraarticular fracture of calcaneus
- 7th S92.061 Displaced intraarticular fracture of right calcaneus CC POA HAC CC/MCC Exc
- 7th S92.062 Displaced intraarticular fracture of left calcaneus CC POA HAC CC/MCC Exc
- 7th S92.063 Displaced intraarticular fracture of unspecified calcaneus CC POA HAC CC/MCC Exc
- 7th S92.064 Nondisplaced intraarticular fracture of right calcaneus CC POA HAC CC/MCC Exc
- 7th S92.065 Nondisplaced intraarticular fracture of left calcaneus CC POA HAC CC/MCC Exc
- 7th S92.066 Nondisplaced intraarticular fracture of unspecified calcaneus CC POA HAC CC/MCC Exc

5th S92.1 Fracture of talus

Astragalus

6th S92.10 Unspecified fracture of talus

7th S92.101 Unspecified fracture of right talus CC POA HAC CC/MCC Exc

7th S92.102 Unspecified fracture of left talus CC POA HAC CC/MCC Exc

7th S92.109 Unspecified fracture of unspecified talus CC POA HAC CC/MCC Exc

6th S92.11 Fracture of neck of talus

7th S92.111 Displaced fracture of neck of right talus CC POA HAC CC/MCC Exc

7th S92.112 Displaced fracture of neck of left talus CC POA HAC CC/MCC Exc

7th S92.113 Displaced fracture of neck of unspecified talus CC POA HAC CC/MCC Exc

7th S92.114 Nondisplaced fracture of neck of right talus CC POA HAC CC/MCC Exc

7th S92.115 Nondisplaced fracture of neck of left talus CC POA HAC CC/MCC Exc

7th S92.116 Nondisplaced fracture of neck of unspecified talus CC POA HAC CC/MCC Exc

6th S92.12 Fracture of body of talus

7th S92.121 Displaced fracture of body of right talus CC POA HAC CC/MCC Exc

7th S92.122 Displaced fracture of body of left talus CC POA HAC CC/MCC Exc

7th S92.123 Displaced fracture of body of unspecified talus CC POA HAC CC/MCC Exc

7th S92.124 Nondisplaced fracture of body of right talus CC POA HAC CC/MCC Exc

7th S92.125 Nondisplaced fracture of body of left talus CC POA HAC CC/MCC Exc

7th S92.126 Nondisplaced fracture of body of unspecified talus CC POA HAC CC/MCC Exc

6th S92.13 Fracture of posterior process of talus

- 7th S92.131 Displaced fracture of posterior process of right talus CC POA HAC CC/MCC Exc
- 7th S92.132 Displaced fracture of posterior process of left talus CC POA HAC CC/MCC Exc
- 7th S92.133 Displaced fracture of posterior process of unspecified talus CC POA HAC CC/MCC Exc
- 7th S92.134 Nondisplaced fracture of posterior process of right talus CC POA HAC CC/MCC Exc
- 7th S92.135 Nondisplaced fracture of posterior process of left talus CC POA HAC CC/MCC Exc
- 7th S92.136 Nondisplaced fracture of posterior process of unspecified talus CC POA HAC CC/MCC Exc

6th S92.14 Dome fracture of talus

EXCLUDES1 *osteochondritis dissecans (M93.2)*

- 7th S92.141 Displaced dome fracture of right talus CC POA HAC CC/MCC Exc
- 7th S92.142 Displaced dome fracture of left talus CC POA HAC CC/MCC Exc
- 7th S92.143 Displaced dome fracture of unspecified talus CC POA HAC CC/MCC Exc
- 7th S92.144 Nondisplaced dome fracture of right talus CC POA HAC CC/MCC Exc
- 7th S92.145 Nondisplaced dome fracture of left talus CC POA HAC CC/MCC Exc
- 7th S92.146 Nondisplaced dome fracture of unspecified talus CC POA HAC CC/MCC Exc

6th S92.15 Avulsion fracture (chip fracture) of talus

- 7th S92.151 Displaced avulsion fracture (chip fracture) of right talus CC POA HAC CC/MCC Exc
- 7th S92.152 Displaced avulsion fracture (chip fracture) of left talus CC POA HAC CC/MCC Exc
- 7th S92.153 Displaced avulsion fracture (chip fracture) of unspecified talus CC POA HAC CC/MCC Exc
- 7th S92.154 Nondisplaced avulsion fracture (chip fracture) of right talus CC POA HAC CC/MCC Exc
- 7th S92.155 Nondisplaced avulsion fracture (chip fracture) of left talus CC POA HAC CC/MCC Exc
- 7th S92.156 Nondisplaced avulsion fracture (chip fracture) of unspecified talus CC POA HAC CC/MCC Exc

6th S92.19 Other fracture of talus

- 7th S92.191 Other fracture of right talus CC POA HAC CC/MCC Exc
- 7th S92.192 Other fracture of left talus CC POA HAC CC/MCC Exc
- 7th S92.199 Other fracture of unspecified talus CC POA HAC CC/MCC Exc

5th S92.2 Fracture of other and unspecified tarsal bone(s)

- 6th S92.20 Fracture of unspecified tarsal bone(s)
  - 7th S92.201 Fracture of unspecified tarsal bone(s) of right foot CC POA HAC CC/MCC Exc
  - 7th S92.202 Fracture of unspecified tarsal bone(s) of left foot CC POA HAC CC/MCC Exc
  - 7th S92.209 Fracture of unspecified tarsal bone(s) of unspecified foot CC POA HAC CC/MCC Exc
- 6th S92.21 Fracture of cuboid bone
  - 7th S92.211 Displaced fracture of cuboid bone of right foot CC POA HAC CC/MCC Exc
  - 7th S92.212 Displaced fracture of cuboid bone of left foot CC POA HAC CC/MCC Exc
  - 7th S92.213 Displaced fracture of cuboid bone of unspecified foot CC POA HAC CC/MCC Exc
  - 7th S92.214 Nondisplaced fracture of cuboid bone of right foot CC POA HAC CC/MCC Exc
  - 7th S92.215 Nondisplaced fracture of cuboid bone of left foot CC POA HAC CC/MCC Exc
  - 7th S92.216 Nondisplaced fracture of cuboid bone of unspecified foot CC POA HAC CC/MCC Exc
- 6th S92.22 Fracture of lateral cuneiform
  - 7th S92.221 Displaced fracture of lateral cuneiform of right foot CC POA HAC CC/MCC Exc
  - 7th S92.222 Displaced fracture of lateral cuneiform of left foot CC POA HAC CC/MCC Exc
  - 7th S92.223 Displaced fracture of lateral cuneiform of unspecified foot CC POA HAC CC/MCC Exc
  - 7th S92.224 Nondisplaced fracture of lateral cuneiform of right foot CC POA HAC CC/MCC Exc
  - 7th S92.225 Nondisplaced fracture of lateral cuneiform of left foot CC POA HAC CC/MCC Exc
  - 7th S92.226 Nondisplaced fracture of lateral cuneiform of unspecified foot CC POA HAC CC/MCC Exc

7th S92.226 Nondisplaced fracture of lateral cuneiform of unspecified foot CC POA HAC CC/MCC Exc

6th S92.23 Fracture of intermediate cuneiform

- 7th S92.231 Displaced fracture of intermediate cuneiform of right foot CC POA HAC CC/MCC Exc
- 7th S92.232 Displaced fracture of intermediate cuneiform of left foot CC POA HAC CC/MCC Exc
- 7th S92.233 Displaced fracture of intermediate cuneiform of unspecified foot CC POA HAC CC/MCC Exc
- 7th S92.234 Nondisplaced fracture of intermediate cuneiform of right foot CC POA HAC CC/MCC Exc
- 7th S92.235 Nondisplaced fracture of intermediate cuneiform of left foot CC POA HAC CC/MCC Exc
- 7th S92.236 Nondisplaced fracture of intermediate cuneiform of unspecified foot CC POA HAC CC/MCC Exc

6th S92.24 Fracture of medial cuneiform

- 7th S92.241 Displaced fracture of medial cuneiform of right foot CC POA HAC CC/MCC Exc
- 7th S92.242 Displaced fracture of medial cuneiform of left foot CC POA HAC CC/MCC Exc
- 7th S92.243 Displaced fracture of medial cuneiform of unspecified foot CC POA HAC CC/MCC Exc
- 7th S92.244 Nondisplaced fracture of medial cuneiform of right foot CC POA HAC CC/MCC Exc
- 7th S92.245 Nondisplaced fracture of medial cuneiform of left foot CC POA HAC CC/MCC Exc
- 7th S92.246 Nondisplaced fracture of medial cuneiform of unspecified foot CC POA HAC CC/MCC Exc

6th S92.25 Fracture of navicular [scaphoid] of foot

- 7th S92.251 Displaced fracture of navicular [scaphoid] of right foot CC POA HAC CC/MCC Exc
- 7th S92.252 Displaced fracture of navicular [scaphoid] of left foot CC POA HAC CC/MCC Exc
- 7th S92.253 Displaced fracture of navicular [scaphoid] of unspecified foot CC POA HAC CC/MCC Exc
- 7th S92.254 Nondisplaced fracture of navicular [scaphoid] of right foot CC POA HAC CC/MCC Exc
- 7th S92.255 Nondisplaced fracture of navicular [scaphoid] of left foot CC POA HAC CC/MCC Exc
- 7th S92.256 Nondisplaced fracture of navicular [scaphoid] of unspecified foot CC POA HAC CC/MCC Exc

5th S92.3 Fracture of metatarsal bone(s)

EXCLUDES2 *Physeal fracture of metatarsal (S99.1-)*

6th S92.30 Fracture of unspecified metatarsal bone(s)

7th S92.301 Fracture of unspecified metatarsal bone(s), right foot CC POA HAC CC/MCC Exc

7th S92.302 Fracture of unspecified metatarsal bone(s), left foot CC POA HAC CC/MCC Exc

7th S92.309 Fracture of unspecified metatarsal bone(s), unspecified foot CC POA HAC CC/MCC Exc

6th S92.31 Fracture of first metatarsal bone

7th S92.311 Displaced fracture of first metatarsal bone, right foot CC POA HAC CC/MCC Exc

7th S92.312 Displaced fracture of first metatarsal bone, left foot CC POA HAC CC/MCC Exc

7th S92.313 Displaced fracture of first metatarsal bone, unspecified foot CC POA HAC CC/MCC Exc

7th S92.314 Nondisplaced fracture of first metatarsal bone, right foot CC POA HAC CC/MCC Exc

7th S92.315 Nondisplaced fracture of first metatarsal bone, left foot CC POA HAC CC/MCC Exc

7th S92.316 Nondisplaced fracture of first metatarsal bone, unspecified foot CC POA HAC CC/MCC Exc

6th S92.32 Fracture of second metatarsal bone

7th S92.321 Displaced fracture of second metatarsal bone, right foot CC POA HAC CC/MCC Exc

7th S92.322 Displaced fracture of second metatarsal bone, left foot CC POA HAC CC/MCC Exc

7th S92.323 Displaced fracture of second metatarsal bone, unspecified foot CC POA HAC CC/MCC Exc

7th S92.324 Nondisplaced fracture of second metatarsal bone, right foot CC POA HAC CC/MCC Exc

7th S92.325 Nondisplaced fracture of second metatarsal bone, left foot CC POA HAC CC/MCC Exc

7th S92.326 Nondisplaced fracture of second metatarsal bone, unspecified foot CC POA HAC CC/MCC Exc

6th S92.33 Fracture of third metatarsal bone

7th S92.331 Displaced fracture of third metatarsal bone, right foot CC POA HAC CC/MCC Exc

AHA: Q1 2018

7th S92.332 Displaced fracture of third metatarsal bone, left foot CC POA HAC CC/MCC Exc

AHA: Q1 2018

7th S92.333 Displaced fracture of third metatarsal bone, unspecified foot CC POA HAC CC/MCC Exc

AHA: Q1 2018

7th S92.334 Nondisplaced fracture of third metatarsal bone, right foot CC POA HAC CC/MCC Exc

AHA: Q1 2018

7th S92.335 Nondisplaced fracture of third metatarsal bone, left foot CC POA HAC CC/MCC Exc

AHA: Q1 2018

7th S92.336 Nondisplaced fracture of third metatarsal bone, unspecified foot CC POA HAC CC/MCC Exc

AHA: Q1 2018

6th S92.34 Fracture of fourth metatarsal bone

7th S92.341 Displaced fracture of fourth metatarsal bone, right foot CC POA HAC CC/MCC Exc

7th S92.342 Displaced fracture of fourth metatarsal bone, left foot CC POA HAC CC/MCC Exc

7th S92.343 Displaced fracture of fourth metatarsal bone, unspecified foot CC POA HAC CC/MCC Exc

7th S92.344 Nondisplaced fracture of fourth metatarsal bone, right foot CC POA HAC CC/MCC Exc

7th S92.345 Nondisplaced fracture of fourth metatarsal bone, left foot CC POA HAC CC/MCC Exc

7th S92.346 Nondisplaced fracture of fourth metatarsal bone, unspecified foot CC POA HAC CC/MCC Exc

6th S92.35 Fracture of fifth metatarsal bone

7th S92.351 Displaced fracture of fifth metatarsal bone, right foot CC POA HAC CC/MCC Exc

7th S92.352 Displaced fracture of fifth metatarsal bone, left foot CC POA HAC CC/MCC Exc

7th S92.353 Displaced fracture of fifth metatarsal bone, unspecified foot CC POA HAC CC/MCC Exc

7th S92.354 Nondisplaced fracture of fifth metatarsal bone, right foot CC POA HAC CC/MCC Exc

7th S92.355 Nondisplaced fracture of fifth metatarsal bone, left foot CC POA HAC CC/MCC Exc

7th S92.356 Nondisplaced fracture of fifth metatarsal bone, unspecified foot CC POA HAC CC/MCC Exc

5th S92.4 Fracture of great toe

EXCLUDES2 *Physeal fracture of phalanx of toe (S99.2-)*

6th S92.40 Unspecified fracture of great toe

7th S92.401 Displaced unspecified fracture of right great toe CC POA CC/MCC Exc

7th S92.402 Displaced unspecified fracture of left great toe CC POA CC/MCC Exc

7th S92.403 Displaced unspecified fracture of unspecified great toe CC POA CC/MCC Exc

7th S92.404 Nondisplaced unspecified fracture of right great toe CC POA CC/MCC Exc

7th S92.405 Nondisplaced unspecified fracture of left great toe CC POA CC/MCC Exc

7th S92.406 Nondisplaced unspecified fracture of unspecified great toe CC POA CC/MCC Exc

- 6th S92.41 Fracture of proximal phalanx of great toe
  - 7th S92.411 Displaced fracture of proximal phalanx of right great toe CC POA CC/MCC Exc
  - 7th S92.412 Displaced fracture of proximal phalanx of left great toe CC POA CC/MCC Exc
  - 7th S92.413 Displaced fracture of proximal phalanx of unspecified great toe CC POA CC/MCC Exc
  - 7th S92.414 Nondisplaced fracture of proximal phalanx of right great toe CC POA CC/MCC Exc
  - 7th S92.415 Nondisplaced fracture of proximal phalanx of left great toe CC POA CC/MCC Exc
  - 7th S92.416 Nondisplaced fracture of proximal phalanx of unspecified great toe CC POA CC/MCC Exc
- 6th S92.42 Fracture of distal phalanx of great toe
  - 7th S92.421 Displaced fracture of distal phalanx of right great toe CC POA CC/MCC Exc
  - 7th S92.422 Displaced fracture of distal phalanx of left great toe CC POA CC/MCC Exc
  - 7th S92.423 Displaced fracture of distal phalanx of unspecified great toe CC POA CC/MCC Exc
  - 7th S92.424 Nondisplaced fracture of distal phalanx of right great toe CC POA CC/MCC Exc
  - 7th S92.425 Nondisplaced fracture of distal phalanx of left great toe CC POA CC/MCC Exc
  - 7th S92.426 Nondisplaced fracture of distal phalanx of unspecified great toe CC POA CC/MCC Exc
- 6th S92.49 Other fracture of great toe
  - 7th S92.491 Other fracture of right great toe CC POA CC/MCC Exc
  - 7th S92.492 Other fracture of left great toe CC POA CC/MCC Exc
  - 7th S92.499 Other fracture of unspecified great toe CC POA CC/MCC Exc

5th S92.5 Fracture of lesser toe(s)

EXCLUDES2 *Physeal fracture of phalanx of toe (S99.2-)*

6th S92.50 Unspecified fracture of lesser toe(s)

7th S92.501 Displaced unspecified fracture of right lesser toe(s) CC POA CC/MCC Exc

7th S92.502 Displaced unspecified fracture of left lesser toe(s) CC POA CC/MCC Exc

7th S92.503 Displaced unspecified fracture of unspecified lesser toe(s) CC POA CC/MCC Exc

7th S92.504 Nondisplaced unspecified fracture of right lesser toe(s) CC POA CC/MCC Exc

7th S92.505 Nondisplaced unspecified fracture of left lesser toe(s) CC POA CC/MCC Exc

7th S92.506 Nondisplaced unspecified fracture of unspecified lesser toe(s) CC POA CC/MCC Exc

6th S92.51 Fracture of proximal phalanx of lesser toe(s)

7th S92.511 Displaced fracture of proximal phalanx of right lesser toe(s) CC POA CC/MCC Exc

7th S92.512 Displaced fracture of proximal phalanx of left lesser toe(s) CC POA CC/MCC Exc

7th S92.513 Displaced fracture of proximal phalanx of unspecified lesser toe(s) CC POA CC/MCC Exc

7th S92.514 Nondisplaced fracture of proximal phalanx of right lesser toe(s) CC POA CC/MCC Exc

7th S92.515 Nondisplaced fracture of proximal phalanx of left lesser toe(s) CC POA CC/MCC Exc

7th S92.516 Nondisplaced fracture of proximal phalanx of unspecified lesser toe(s) CC POA CC/MCC Exc

- 6th S92.52 Fracture of middle phalanx of lesser toe(s)
  - 7th S92.521 Displaced fracture of middle phalanx of right lesser toe(s) CC POA CC/MCC Exc
  - 7th S92.522 Displaced fracture of middle phalanx of left lesser toe(s) CC POA CC/MCC Exc
  - 7th S92.523 Displaced fracture of middle phalanx of unspecified lesser toe(s) CC POA CC/MCC Exc
  - 7th S92.524 Nondisplaced fracture of middle phalanx of right lesser toe(s) CC POA CC/MCC Exc
  - 7th S92.525 Nondisplaced fracture of middle phalanx of left lesser toe(s) CC POA CC/MCC Exc
  - 7th S92.526 Nondisplaced fracture of middle phalanx of unspecified lesser toe(s) CC POA CC/MCC Exc
- 6th S92.53 Fracture of distal phalanx of lesser toe(s)
  - 7th S92.531 Displaced fracture of distal phalanx of right lesser toe(s) CC POA CC/MCC Exc
  - 7th S92.532 Displaced fracture of distal phalanx of left lesser toe(s) CC POA CC/MCC Exc
  - 7th S92.533 Displaced fracture of distal phalanx of unspecified lesser toe(s) CC POA CC/MCC Exc
  - 7th S92.534 Nondisplaced fracture of distal phalanx of right lesser toe(s) CC POA CC/MCC Exc
  - 7th S92.535 Nondisplaced fracture of distal phalanx of left lesser toe(s) CC POA CC/MCC Exc
  - 7th S92.536 Nondisplaced fracture of distal phalanx of unspecified lesser toe(s) CC POA CC/MCC Exc
- 6th S92.59 Other fracture of lesser toe(s)
  - 7th S92.591 Other fracture of right lesser toe(s) CC POA CC/MCC Exc
  - 7th S92.592 Other fracture of left lesser toe(s) CC POA CC/MCC Exc
  - 7th S92.599 Other fracture of unspecified lesser toe(s) CC POA CC/MCC Exc

5th S92.8 Other fracture of foot, except ankle

6th S92.81 Other fracture of foot

Sesamoid fracture of foot

7th S92.811 Other fracture of right foot CC POA HAC CC/MCC Exc

7th S92.812 Other fracture of left foot CC POA HAC CC/MCC Exc

7th S92.819 Other fracture of unspecified foot CC POA HAC CC/MCC Exc

5th S92.9 Unspecified fracture of foot and toe

6th S92.90 Unspecified fracture of foot

7th S92.901 Unspecified fracture of right foot CC POA HAC CC/MCC Exc

7th S92.902 Unspecified fracture of left foot CC POA HAC CC/MCC Exc

7th S92.909 Unspecified fracture of unspecified foot CC POA HAC CC/MCC Exc

6th S92.91 Unspecified fracture of toe

7th S92.911 Unspecified fracture of right toe(s) CC POA CC/MCC Exc

7th S92.912 Unspecified fracture of left toe(s) CC POA CC/MCC Exc

7th S92.919 Unspecified fracture of unspecified toe(s) CC POA CC/MCC Exc

4th S93 **Dislocation and sprain of joints and ligaments at ankle, foot and toe level**

INCLUDES *avulsion of joint or ligament of ankle, foot and toe*
laceration of cartilage, joint or ligament of ankle, foot and toe
sprain of cartilage, joint or ligament of ankle, foot and toe
traumatic hemarthrosis of joint or ligament of ankle, foot and toe
traumatic rupture of joint or ligament of ankle, foot and toe
traumatic subluxation of joint or ligament of ankle, foot and toe
traumatic tear of joint or ligament of ankle, foot and toe

Code also any associated open wound

EXCLUDES2 *strain of muscle and tendon of ankle and foot (S96.-)*

The appropriate 7th character is to be added to each code from category S93

A = initial encounter

D = subsequent encounter

S = sequela

5th S93.0 **Subluxation and dislocation of ankle joint**

Subluxation and dislocation of astragalus
Subluxation and dislocation of fibula, lower end
Subluxation and dislocation of talus
Subluxation and dislocation of tibia, lower end

x7th S93.01 **Subluxation of right ankle joint** POA
x7th S93.02 **Subluxation of left ankle joint** POA
x7th S93.03 **Subluxation of unspecified ankle joint** POA
x7th S93.04 **Dislocation of right ankle joint** POA
x7th S93.05 **Dislocation of left ankle joint** POA
x7th S93.06 **Dislocation of unspecified ankle joint** POA

5th S93.1 Subluxation and dislocation of toe

6th S93.10 Unspecified subluxation and dislocation of toe

Dislocation of toe NOS

Subluxation of toe NOS

7th S93.101 Unspecified subluxation of right toe(s) POA

7th S93.102 Unspecified subluxation of left toe(s) POA

7th S93.103 Unspecified subluxation of unspecified toe(s) POA

7th S93.104 Unspecified dislocation of right toe(s) POA

7th S93.105 Unspecified dislocation of left toe(s) POA

7th S93.106 Unspecified dislocation of unspecified toe(s) POA

6th S93.11 Dislocation of interphalangeal joint

7th S93.111 Dislocation of interphalangeal joint of right great toe POA

7th S93.112 Dislocation of interphalangeal joint of left great toe POA

7th S93.113 Dislocation of interphalangeal joint of unspecified great toe POA

7th S93.114 Dislocation of interphalangeal joint of right lesser toe(s) POA

7th S93.115 Dislocation of interphalangeal joint of left lesser toe(s) POA

7th S93.116 Dislocation of interphalangeal joint of unspecified lesser toe(s) POA

7th S93.119 Dislocation of interphalangeal joint of unspecified toe(s) POA

- 6th S93.12 Dislocation of metatarsophalangeal joint
  - 7th S93.121 Dislocation of metatarsophalangeal joint of right great toe POA
  - 7th S93.122 Dislocation of metatarsophalangeal joint of left great toe POA
  - 7th S93.123 Dislocation of metatarsophalangeal joint of unspecified great toe POA
  - 7th S93.124 Dislocation of metatarsophalangeal joint of right lesser toe(s) POA
  - 7th S93.125 Dislocation of metatarsophalangeal joint of left lesser toe(s) POA
  - 7th S93.126 Dislocation of metatarsophalangeal joint of unspecified lesser toe(s) POA
  - 7th S93.129 Dislocation of metatarsophalangeal joint of unspecified toe(s) POA
- 6th S93.13 Subluxation of interphalangeal joint
  - 7th S93.131 Subluxation of interphalangeal joint of right great toe POA
  - 7th S93.132 Subluxation of interphalangeal joint of left great toe POA
  - 7th S93.133 Subluxation of interphalangeal joint of unspecified great toe POA
  - 7th S93.134 Subluxation of interphalangeal joint of right lesser toe(s) POA
  - 7th S93.135 Subluxation of interphalangeal joint of left lesser toe(s) POA
  - 7th S93.136 Subluxation of interphalangeal joint of unspecified lesser toe(s) POA
  - 7th S93.139 Subluxation of interphalangeal joint of unspecified toe(s) POA
- 6th S93.14 Subluxation of metatarsophalangeal joint
  - 7th S93.141 Subluxation of metatarsophalangeal joint of right great toe POA
  - 7th S93.142 Subluxation of metatarsophalangeal joint of left great toe POA
  - 7th S93.143 Subluxation of metatarsophalangeal joint of unspecified great toe POA
  - 7th S93.144 Subluxation of metatarsophalangeal joint of right lesser toe(s) POA
  - 7th S93.145 Subluxation of metatarsophalangeal joint of left lesser toe(s) POA
  - 7th S93.146 Subluxation of metatarsophalangeal joint of unspecified lesser toe(s) POA
  - 7th S93.149 Subluxation of metatarsophalangeal joint of unspecified toe(s) POA

5th S93.3 Subluxation and dislocation of foot

EXCLUDES2 *dislocation of toe (S93.1-)*

6th S93.30 Unspecified subluxation and dislocation of foot

Dislocation of foot NOS

Subluxation of foot NOS

7th S93.301 Unspecified subluxation of right foot POA

7th S93.302 Unspecified subluxation of left foot POA

7th S93.303 Unspecified subluxation of unspecified foot POA

7th S93.304 Unspecified dislocation of right foot POA

7th S93.305 Unspecified dislocation of left foot POA

7th S93.306 Unspecified dislocation of unspecified foot POA

6th S93.31 Subluxation and dislocation of tarsal joint

7th S93.311 Subluxation of tarsal joint of right foot POA

7th S93.312 Subluxation of tarsal joint of left foot POA

7th S93.313 Subluxation of tarsal joint of unspecified foot POA

7th S93.314 Dislocation of tarsal joint of right foot POA

7th S93.315 Dislocation of tarsal joint of left foot POA

7th S93.316 Dislocation of tarsal joint of unspecified foot POA

- 6th S93.32 Subluxation and dislocation of tarsometatarsal joint
  - 7th S93.321 Subluxation of tarsometatarsal joint of right foot POA
  - 7th S93.322 Subluxation of tarsometatarsal joint of left foot POA
  - 7th S93.323 Subluxation of tarsometatarsal joint of unspecified foot POA
  - 7th S93.324 Dislocation of tarsometatarsal joint of right foot POA
  - 7th S93.325 Dislocation of tarsometatarsal joint of left foot POA
  - 7th S93.326 Dislocation of tarsometatarsal joint of unspecified foot POA
- 6th S93.33 Other subluxation and dislocation of foot
  - 7th S93.331 Other subluxation of right foot POA
  - 7th S93.332 Other subluxation of left foot POA
  - 7th S93.333 Other subluxation of unspecified foot POA
  - 7th S93.334 Other dislocation of right foot POA
  - 7th S93.335 Other dislocation of left foot POA
  - 7th S93.336 Other dislocation of unspecified foot POA

5th S93.4 Sprain of ankle

EXCLUDES2 *injury of Achilles tendon (S86.0-)*

6th S93.40 Sprain of unspecified ligament of ankle

Sprain of ankle NOS

Sprained ankle NOS

7th S93.401 Sprain of unspecified ligament of right ankle POA

7th S93.402 Sprain of unspecified ligament of left ankle POA

7th S93.409 Sprain of unspecified ligament of unspecified ankle POA

6th S93.41 Sprain of calcaneofibular ligament

7th S93.411 Sprain of calcaneofibular ligament of right ankle POA

7th S93.412 Sprain of calcaneofibular ligament of left ankle POA

7th S93.419 Sprain of calcaneofibular ligament of unspecified ankle POA

6th S93.42 Sprain of deltoid ligament

7th S93.421 Sprain of deltoid ligament of right ankle POA

7th S93.422 Sprain of deltoid ligament of left ankle POA

7th S93.429 Sprain of deltoid ligament of unspecified ankle POA

6th S93.43 Sprain of tibiofibular ligament

7th S93.431 Sprain of tibiofibular ligament of right ankle POA

7th S93.432 Sprain of tibiofibular ligament of left ankle POA

7th S93.439 Sprain of tibiofibular ligament of unspecified ankle POA

6th S93.49 Sprain of other ligament of ankle

Sprain of internal collateral ligament

Sprain of talofibular ligament

7th S93.491 Sprain of other ligament of right ankle POA

7th S93.492 Sprain of other ligament of left ankle POA

7th S93.499 Sprain of other ligament of unspecified ankle POA

- 5th S93.5 Sprain of toe
  - 6th S93.50 Unspecified sprain of toe
    - 7th S93.501 Unspecified sprain of right great toe POA
    - 7th S93.502 Unspecified sprain of left great toe POA
    - 7th S93.503 Unspecified sprain of unspecified great toe POA
    - 7th S93.504 Unspecified sprain of right lesser toe(s) POA
    - 7th S93.505 Unspecified sprain of left lesser toe(s) POA
    - 7th S93.506 Unspecified sprain of unspecified lesser toe(s) POA
    - 7th S93.509 Unspecified sprain of unspecified toe(s) POA
  - 6th S93.51 Sprain of interphalangeal joint of toe
    - 7th S93.511 Sprain of interphalangeal joint of right great toe POA
    - 7th S93.512 Sprain of interphalangeal joint of left great toe POA
    - 7th S93.513 Sprain of interphalangeal joint of unspecified great toe POA
    - 7th S93.514 Sprain of interphalangeal joint of right lesser toe(s) POA
    - 7th S93.515 Sprain of interphalangeal joint of left lesser toe(s) POA
    - 7th S93.516 Sprain of interphalangeal joint of unspecified lesser toe(s) POA
    - 7th S93.519 Sprain of interphalangeal joint of unspecified toe(s) POA
  - 6th S93.52 Sprain of metatarsophalangeal joint of toe
    - 7th S93.521 Sprain of metatarsophalangeal joint of right great toe POA
    - 7th S93.522 Sprain of metatarsophalangeal joint of left great toe POA
    - 7th S93.523 Sprain of metatarsophalangeal joint of unspecified great toe POA
    - 7th S93.524 Sprain of metatarsophalangeal joint of right lesser toe(s) POA
    - 7th S93.525 Sprain of metatarsophalangeal joint of left lesser toe(s) POA
    - 7th S93.526 Sprain of metatarsophalangeal joint of unspecified lesser toe(s) POA
    - 7th S93.529 Sprain of metatarsophalangeal joint of unspecified toe(s) POA

5th S93.6 Sprain of foot

EXCLUDES2 *sprain of metatarsophalangeal joint of toe (S93.52-)*

sprain of toe (S93.5-)

6th S93.60 Unspecified sprain of foot

7th S93.601 Unspecified sprain of right foot POA

7th S93.602 Unspecified sprain of left foot POA

7th S93.609 Unspecified sprain of unspecified foot POA

6th S93.61 Sprain of tarsal ligament of foot

7th S93.611 Sprain of tarsal ligament of right foot POA

7th S93.612 Sprain of tarsal ligament of left foot POA

7th S93.619 Sprain of tarsal ligament of unspecified foot POA

6th S93.62 Sprain of tarsometatarsal ligament of foot

7th S93.621 Sprain of tarsometatarsal ligament of right foot POA

7th S93.622 Sprain of tarsometatarsal ligament of left foot POA

7th S93.629 Sprain of tarsometatarsal ligament of unspecified foot POA

6th S93.69 Other sprain of foot

7th S93.691 Other sprain of right foot POA

7th S93.692 Other sprain of left foot POA

7th S93.699 Other sprain of unspecified foot POA

4th S94 Injury of nerves at ankle and foot level

Code also any associated open wound (S91.-)

The appropriate 7th character is to be added to each code from category S94

A = initial encounter

D = subsequent encounter

S = sequela

5th S94.0 Injury of lateral plantar nerve

x7th S94.00 Injury of lateral plantar nerve, unspecified leg POA

x7th S94.01 Injury of lateral plantar nerve, right leg POA

x7th S94.02 Injury of lateral plantar nerve, left leg POA

5th S94.1 Injury of medial plantar nerve

x7th S94.10 Injury of medial plantar nerve, unspecified leg POA

x7th S94.11 Injury of medial plantar nerve, right leg POA

x7th S94.12 Injury of medial plantar nerve, left leg POA

5th S94.2 Injury of deep peroneal nerve at ankle and foot level

Injury of terminal, lateral branch of deep peroneal nerve

x7th S94.20 Injury of deep peroneal nerve at ankle and foot level, unspecified leg POA

x7th S94.21 Injury of deep peroneal nerve at ankle and foot level, right leg POA

x7th S94.22 Injury of deep peroneal nerve at ankle and foot level, left leg POA

- 5th S94.3 Injury of cutaneous sensory nerve at ankle and foot level
  - x7th S94.30 Injury of cutaneous sensory nerve at ankle and foot level, unspecified leg POA
  - x7th S94.31 Injury of cutaneous sensory nerve at ankle and foot level, right leg POA
  - x7th S94.32 Injury of cutaneous sensory nerve at ankle and foot level, left leg POA
- 5th S94.8 Injury of other nerves at ankle and foot level
  - 6th S94.8X Injury of other nerves at ankle and foot level
    - 7th S94.8X1 Injury of other nerves at ankle and foot level, right leg POA
    - 7th S94.8X2 Injury of other nerves at ankle and foot level, left leg POA
    - 7th S94.8X9 Injury of other nerves at ankle and foot level, unspecified leg POA
- 5th S94.9 Injury of unspecified nerve at ankle and foot level
  - x7th S94.90 Injury of unspecified nerve at ankle and foot level, unspecified leg POA
  - x7th S94.91 Injury of unspecified nerve at ankle and foot level, right leg POA
  - x7th S94.92 Injury of unspecified nerve at ankle and foot level, left leg POA

4th S95 Injury of blood vessels at ankle and foot level

Code also any associated open wound (S91.-)

EXCLUDES2 *injury of posterior tibial artery and vein (S85.1-, S85.8-)*

The appropriate 7th character is to be added to each code from category S95

A = initial encounter

D = subsequent encounter

S = sequela

5th S95.0 Injury of dorsal artery of foot

6th S95.00 Unspecified injury of dorsal artery of foot

7th S95.001 Unspecified injury of dorsal artery of right foot CC POA CC/MCC Exc

7th S95.002 Unspecified injury of dorsal artery of left foot CC POA CC/MCC Exc

7th S95.009 Unspecified injury of dorsal artery of unspecified foot CC POA CC/MCC Exc

6th S95.01 Laceration of dorsal artery of foot

7th S95.011 Laceration of dorsal artery of right foot CC POA CC/MCC Exc

7th S95.012 Laceration of dorsal artery of left foot CC POA CC/MCC Exc

7th S95.019 Laceration of dorsal artery of unspecified foot CC POA CC/MCC Exc

6th S95.09 Other specified injury of dorsal artery of foot

7th S95.091 Other specified injury of dorsal artery of right foot CC POA CC/MCC Exc

7th S95.092 Other specified injury of dorsal artery of left foot CC POA CC/MCC Exc

7th S95.099 Other specified injury of dorsal artery of unspecified foot CC POA CC/MCC Exc

- 5th S95.1 Injury of plantar artery of foot
  - 6th S95.10 Unspecified injury of plantar artery of foot
    - 7th S95.101 Unspecified injury of plantar artery of right foot CC POA CC/MCC Exc
    - 7th S95.102 Unspecified injury of plantar artery of left foot CC POA CC/MCC Exc
    - 7th S95.109 Unspecified injury of plantar artery of unspecified foot CC POA CC/MCC Exc
  - 6th S95.11 Laceration of plantar artery of foot
    - 7th S95.111 Laceration of plantar artery of right foot CC POA CC/MCC Exc
    - 7th S95.112 Laceration of plantar artery of left foot CC POA CC/MCC Exc
    - 7th S95.119 Laceration of plantar artery of unspecified foot CC POA CC/MCC Exc
  - 6th S95.19 Other specified injury of plantar artery of foot
    - 7th S95.191 Other specified injury of plantar artery of right foot CC POA CC/MCC Exc
    - 7th S95.192 Other specified injury of plantar artery of left foot CC POA CC/MCC Exc
    - 7th S95.199 Other specified injury of plantar artery of unspecified foot CC POA CC/MCC Exc
- 5th S95.2 Injury of dorsal vein of foot
  - 6th S95.20 Unspecified injury of dorsal vein of foot
    - 7th S95.201 Unspecified injury of dorsal vein of right foot CC POA CC/MCC Exc
    - 7th S95.202 Unspecified injury of dorsal vein of left foot CC POA CC/MCC Exc
    - 7th S95.209 Unspecified injury of dorsal vein of unspecified foot CC POA CC/MCC Exc
  - 6th S95.21 Laceration of dorsal vein of foot
    - 7th S95.211 Laceration of dorsal vein of right foot CC POA CC/MCC Exc
    - 7th S95.212 Laceration of dorsal vein of left foot CC POA CC/MCC Exc
    - 7th S95.219 Laceration of dorsal vein of unspecified foot CC POA CC/MCC Exc

6th S95.29 Other specified injury of dorsal vein of foot

7th S95.291 Other specified injury of dorsal vein of right foot CC POA CC/MCC Exc

7th S95.292 Other specified injury of dorsal vein of left foot CC POA CC/MCC Exc

7th S95.299 Other specified injury of dorsal vein of unspecified foot CC POA CC/MCC Exc

5th S95.8 Injury of other blood vessels at ankle and foot level

6th S95.80 Unspecified injury of other blood vessels at ankle and foot level

7th S95.801 Unspecified injury of other blood vessels at ankle and foot level, right leg CC POA CC/MCC Exc

7th S95.802 Unspecified injury of other blood vessels at ankle and foot level, left leg CC POA CC/MCC Exc

7th S95.809 Unspecified injury of other blood vessels at ankle and foot level, unspecified leg CC POA CC/MCC Exc

6th S95.81 Laceration of other blood vessels at ankle and foot level

7th S95.811 Laceration of other blood vessels at ankle and foot level, right leg CC POA CC/MCC Exc

7th S95.812 Laceration of other blood vessels at ankle and foot level, left leg CC POA CC/MCC Exc

7th S95.819 Laceration of other blood vessels at ankle and foot level, unspecified leg CC POA CC/MCC Exc

6th S95.89 Other specified injury of other blood vessels at ankle and foot level

7th S95.891 Other specified injury of other blood vessels at ankle and foot level, right leg CC POA CC/MCC Exc

7th S95.892 Other specified injury of other blood vessels at ankle and foot level, left leg CC POA CC/MCC Exc

7th S95.899 Other specified injury of other blood vessels at ankle and foot level, unspecified leg CC POA CC/MCC Exc

5th S95.9 Injury of unspecified blood vessel at ankle and foot level

- 6th S95.90 Unspecified injury of unspecified blood vessel at ankle and foot level
  - 7th S95.901 Unspecified injury of unspecified blood vessel at ankle and foot level, right leg CC POA CC/MCC Exc
  - 7th S95.902 Unspecified injury of unspecified blood vessel at ankle and foot level, left leg CC POA CC/MCC Exc
  - 7th S95.909 Unspecified injury of unspecified blood vessel at ankle and foot level, unspecified leg CC POA CC/MCC Exc
- 6th S95.91 Laceration of unspecified blood vessel at ankle and foot level
  - 7th S95.911 Laceration of unspecified blood vessel at ankle and foot level, right leg CC POA CC/MCC Exc
  - 7th S95.912 Laceration of unspecified blood vessel at ankle and foot level, left leg CC POA CC/MCC Exc
  - 7th S95.919 Laceration of unspecified blood vessel at ankle and foot level, unspecified leg CC POA CC/MCC Exc
- 6th S95.99 Other specified injury of unspecified blood vessel at ankle and foot level
  - 7th S95.991 Other specified injury of unspecified blood vessel at ankle and foot level, right leg CC POA CC/MCC Exc
  - 7th S95.992 Other specified injury of unspecified blood vessel at ankle and foot level, left leg CC POA CC/MCC Exc
  - 7th S95.999 Other specified injury of unspecified blood vessel at ankle and foot level, unspecified leg CC POA CC/MCC Exc

4th S96 Injury of muscle and tendon at ankle and foot level

Code also any associated open wound (S91.-)

EXCLUDES2 *injury of Achilles tendon (S86.0-)*

sprain of joints and ligaments of ankle and foot (S93.-)

The appropriate 7th character is to be added to each code from category S96

A = initial encounter

D = subsequent encounter

S = sequela

5th S96.0 Injury of muscle and tendon of long flexor muscle of toe at ankle and foot level

6th S96.00 Unspecified injury of muscle and tendon of long flexor muscle of toe at ankle and foot level

7th S96.001 Unspecified injury of muscle and tendon of long flexor muscle of toe at ankle and foot level, right foot POA

7th S96.002 Unspecified injury of muscle and tendon of long flexor muscle of toe at ankle and foot level, left foot POA

7th S96.009 Unspecified injury of muscle and tendon of long flexor muscle of toe at ankle and foot level, unspecified foot POA

6th S96.01 Strain of muscle and tendon of long flexor muscle of toe at ankle and foot level

7th S96.011 Strain of muscle and tendon of long flexor muscle of toe at ankle and foot level, right foot POA

7th S96.012 Strain of muscle and tendon of long flexor muscle of toe at ankle and foot level, left foot POA

7th S96.019 Strain of muscle and tendon of long flexor muscle of toe at ankle and foot level, unspecified foot POA

6th S96.02 Laceration of muscle and tendon of long flexor muscle of toe at ankle and foot level

7th S96.021 Laceration of muscle and tendon of long flexor muscle of toe at ankle and foot level, right foot CC POA CC/MCC Exc

7th S96.022 Laceration of muscle and tendon of long flexor muscle of toe at ankle and foot level, left foot CC POA CC/MCC Exc

7th S96.029 Laceration of muscle and tendon of long flexor muscle of toe at ankle and foot level, unspecified foot CC POA CC/MCC Exc

6th S96.09 Other injury of muscle and tendon of long flexor muscle of toe at ankle and foot level

7th S96.091 Other injury of muscle and tendon of long flexor muscle of toe at ankle and foot level, right foot POA

7th S96.092 Other injury of muscle and tendon of long flexor muscle of toe at ankle and foot level, left foot POA

7th S96.099 Other injury of muscle and tendon of long flexor muscle of toe at ankle and foot level, unspecified foot POA

5th S96.1 Injury of muscle and tendon of long extensor muscle of toe at ankle and foot level

- 6th S96.10 Unspecified injury of muscle and tendon of long extensor muscle of toe at ankle and foot level
  - 7th S96.101 Unspecified injury of muscle and tendon of long extensor muscle of toe at ankle and foot level, right foot POA
  - 7th S96.102 Unspecified injury of muscle and tendon of long extensor muscle of toe at ankle and foot level, left foot POA
  - 7th S96.109 Unspecified injury of muscle and tendon of long extensor muscle of toe at ankle and foot level, unspecified foot POA
- 6th S96.11 Strain of muscle and tendon of long extensor muscle of toe at ankle and foot level
  - 7th S96.111 Strain of muscle and tendon of long extensor muscle of toe at ankle and foot level, right foot POA
  - 7th S96.112 Strain of muscle and tendon of long extensor muscle of toe at ankle and foot level, left foot POA
  - 7th S96.119 Strain of muscle and tendon of long extensor muscle of toe at ankle and foot level, unspecified foot POA
- 6th S96.12 Laceration of muscle and tendon of long extensor muscle of toe at ankle and foot level
  - 7th S96.121 Laceration of muscle and tendon of long extensor muscle of toe at ankle and foot level, right foot CC POA CC/MCC Exc
  - 7th S96.122 Laceration of muscle and tendon of long extensor muscle of toe at ankle and foot level, left foot CC POA CC/MCC Exc
  - 7th S96.129 Laceration of muscle and tendon of long extensor muscle of toe at ankle and foot level, unspecified foot CC POA CC/MCC Exc
- 6th S96.19 Other specified injury of muscle and tendon of long extensor muscle of toe at ankle and foot level
  - 7th S96.191 Other specified injury of muscle and tendon of long extensor muscle of toe at ankle and foot level, right foot POA
  - 7th S96.192 Other specified injury of muscle and tendon of long extensor muscle of toe at ankle and foot level, left foot POA
  - 7th S96.199 Other specified injury of muscle and tendon of long extensor muscle of toe at ankle and foot level, unspecified foot POA

- 5th S96.2 Injury of intrinsic muscle and tendon at ankle and foot level
  - 6th S96.20 Unspecified injury of intrinsic muscle and tendon at ankle and foot level
    - 7th S96.201 Unspecified injury of intrinsic muscle and tendon at ankle and foot level, right foot POA
    - 7th S96.202 Unspecified injury of intrinsic muscle and tendon at ankle and foot level, left foot POA
    - 7th S96.209 Unspecified injury of intrinsic muscle and tendon at ankle and foot level, unspecified foot POA
  - 6th S96.21 Strain of intrinsic muscle and tendon at ankle and foot level
    - 7th S96.211 Strain of intrinsic muscle and tendon at ankle and foot level, right foot POA
    - 7th S96.212 Strain of intrinsic muscle and tendon at ankle and foot level, left foot POA
    - 7th S96.219 Strain of intrinsic muscle and tendon at ankle and foot level, unspecified foot POA
  - 6th S96.22 Laceration of intrinsic muscle and tendon at ankle and foot level
    - 7th S96.221 Laceration of intrinsic muscle and tendon at ankle and foot level, right foot CC POA CC/MCC Exc
    - 7th S96.222 Laceration of intrinsic muscle and tendon at ankle and foot level, left foot CC POA CC/MCC Exc
    - 7th S96.229 Laceration of intrinsic muscle and tendon at ankle and foot level, unspecified foot CC POA CC/MCC Exc
  - 6th S96.29 Other specified injury of intrinsic muscle and tendon at ankle and foot level
    - 7th S96.291 Other specified injury of intrinsic muscle and tendon at ankle and foot level, right foot POA
    - 7th S96.292 Other specified injury of intrinsic muscle and tendon at ankle and foot level, left foot POA
    - 7th S96.299 Other specified injury of intrinsic muscle and tendon at ankle and foot level, unspecified foot POA

- 5th S96.8 Injury of other specified muscles and tendons at ankle and foot level
  - 6th S96.80 Unspecified injury of other specified muscles and tendons at ankle and foot level
    - 7th S96.801 Unspecified injury of other specified muscles and tendons at ankle and foot level, right foot POA
    - 7th S96.802 Unspecified injury of other specified muscles and tendons at ankle and foot level, left foot POA
    - 7th S96.809 Unspecified injury of other specified muscles and tendons at ankle and foot level, unspecified foot POA
  - 6th S96.81 Strain of other specified muscles and tendons at ankle and foot level
    - 7th S96.811 Strain of other specified muscles and tendons at ankle and foot level, right foot POA
    - 7th S96.812 Strain of other specified muscles and tendons at ankle and foot level, left foot POA
    - 7th S96.819 Strain of other specified muscles and tendons at ankle and foot level, unspecified foot POA
  - 6th S96.82 Laceration of other specified muscles and tendons at ankle and foot level
    - 7th S96.821 Laceration of other specified muscles and tendons at ankle and foot level, right foot CC POA CC/MCC Exc
    - 7th S96.822 Laceration of other specified muscles and tendons at ankle and foot level, left foot CC POA CC/MCC Exc
    - 7th S96.829 Laceration of other specified muscles and tendons at ankle and foot level, unspecified foot CC POA CC/MCC Exc
  - 6th S96.89 Other specified injury of other specified muscles and tendons at ankle and foot level
    - 7th S96.891 Other specified injury of other specified muscles and tendons at ankle and foot level, right foot POA
    - 7th S96.892 Other specified injury of other specified muscles and tendons at ankle and foot level, left foot POA
    - 7th S96.899 Other specified injury of other specified muscles and tendons at ankle and foot level, unspecified foot POA

- 5th S96.9 Injury of unspecified muscle and tendon at ankle and foot level
  - 6th S96.90 Unspecified injury of unspecified muscle and tendon at ankle and foot level
    - 7th S96.901 Unspecified injury of unspecified muscle and tendon at ankle and foot level, right foot POA
    - 7th S96.902 Unspecified injury of unspecified muscle and tendon at ankle and foot level, left foot POA
    - 7th S96.909 Unspecified injury of unspecified muscle and tendon at ankle and foot level, unspecified foot POA
  - 6th S96.91 Strain of unspecified muscle and tendon at ankle and foot level
    - 7th S96.911 Strain of unspecified muscle and tendon at ankle and foot level, right foot POA
    - 7th S96.912 Strain of unspecified muscle and tendon at ankle and foot level, left foot POA
    - 7th S96.919 Strain of unspecified muscle and tendon at ankle and foot level, unspecified foot POA
  - 6th S96.92 Laceration of unspecified muscle and tendon at ankle and foot level
    - 7th S96.921 Laceration of unspecified muscle and tendon at ankle and foot level, right foot CC POA CC/MCC Exc
    - 7th S96.922 Laceration of unspecified muscle and tendon at ankle and foot level, left foot CC POA CC/MCC Exc
    - 7th S96.929 Laceration of unspecified muscle and tendon at ankle and foot level, unspecified foot CC POA CC/MCC Exc
  - 6th S96.99 Other specified injury of unspecified muscle and tendon at ankle and foot level
    - 7th S96.991 Other specified injury of unspecified muscle and tendon at ankle and foot level, right foot POA
    - 7th S96.992 Other specified injury of unspecified muscle and tendon at ankle and foot level, left foot POA
    - 7th S96.999 Other specified injury of unspecified muscle and tendon at ankle and foot level, unspecified foot POA

4th S97 Crushing injury of ankle and foot

Use additional code(s) for all associated injuries

The appropriate 7th character is to be added to each code from category S97

A = initial encounter

D = subsequent encounter

S = sequela

5th S97.0 Crushing injury of ankle

x7th S97.00 Crushing injury of unspecified ankle POA

x7th S97.01 Crushing injury of right ankle POA

x7th S97.02 Crushing injury of left ankle POA

5th S97.1 Crushing injury of toe

6th S97.10 Crushing injury of unspecified toe(s)

7th S97.101 Crushing injury of unspecified right toe(s) POA

7th S97.102 Crushing injury of unspecified left toe(s) POA

7th S97.109 Crushing injury of unspecified toe(s) POA

Crushing injury of toe NOS

6th S97.11 Crushing injury of great toe

7th S97.111 Crushing injury of right great toe POA

7th S97.112 Crushing injury of left great toe POA

7th S97.119 Crushing injury of unspecified great toe POA

6th S97.12 Crushing injury of lesser toe(s)

7th S97.121 Crushing injury of right lesser toe(s) POA

7th S97.122 Crushing injury of left lesser toe(s) POA

7th S97.129 Crushing injury of unspecified lesser toe(s) POA

5th S97.8 Crushing injury of foot

x7th S97.80 Crushing injury of unspecified foot POA

Crushing injury of foot NOS

x7th S97.81 Crushing injury of right foot POA

x7th S97.82 Crushing injury of left foot POA

4th S98 Traumatic amputation of ankle and foot

An amputation not identified as partial or complete should be coded to complete

The appropriate 7th character is to be added to each code from category S98

A = initial encounter

D = subsequent encounter

S = sequela

5th S98.0 Traumatic amputation of foot at ankle level

6th S98.01 Complete traumatic amputation of foot at ankle level

7th S98.011 Complete traumatic amputation of right foot at ankle level CC POA HCC CC/MCC Exc

7th S98.012 Complete traumatic amputation of left foot at ankle level CC POA HCC CC/MCC Exc

7th S98.019 Complete traumatic amputation of unspecified foot at ankle level CC POA HCC CC/MCC Exc

6th S98.02 Partial traumatic amputation of foot at ankle level

7th S98.021 Partial traumatic amputation of right foot at ankle level CC POA HCC CC/MCC Exc

7th S98.022 Partial traumatic amputation of left foot at ankle level CC POA HCC CC/MCC Exc

7th S98.029 Partial traumatic amputation of unspecified foot at ankle level CC POA HCC CC/MCC Exc

5th S98.1 Traumatic amputation of one toe

6th S98.11 Complete traumatic amputation of great toe

7th S98.111 Complete traumatic amputation of right great toe POA CC/MCC Exc

7th S98.112 Complete traumatic amputation of left great toe POA CC/MCC Exc

7th S98.119 Complete traumatic amputation of unspecified great toe POA CC/MCC Exc

6th S98.12 Partial traumatic amputation of great toe

7th S98.121 Partial traumatic amputation of right great toe POA CC/MCC Exc

7th S98.122 Partial traumatic amputation of left great toe POA CC/MCC Exc

7th S98.129 Partial traumatic amputation of unspecified great toe POA CC/MCC Exc

6th S98.13 Complete traumatic amputation of one lesser toe

Traumatic amputation of toe NOS

7th S98.131 Complete traumatic amputation of one right lesser toe POA CC/MCC Exc

7th S98.132 Complete traumatic amputation of one left lesser toe POA CC/MCC Exc

7th S98.139 Complete traumatic amputation of one unspecified lesser toe POA CC/MCC Exc

6th S98.14 Partial traumatic amputation of one lesser toe

7th S98.141 Partial traumatic amputation of one right lesser toe POA CC/MCC Exc

7th S98.142 Partial traumatic amputation of one left lesser toe POA CC/MCC Exc

7th S98.149 Partial traumatic amputation of one unspecified lesser toe POA CC/MCC Exc

- 5th S98.2 Traumatic amputation of two or more lesser toes
  - 6th S98.21 Complete traumatic amputation of two or more lesser toes
    - 7th S98.211 Complete traumatic amputation of two or more right lesser toes POA CC/MCC Exc
    - 7th S98.212 Complete traumatic amputation of two or more left lesser toes POA CC/MCC Exc
    - 7th S98.219 Complete traumatic amputation of two or more unspecified lesser toes POA CC/MCC Exc
  - 6th S98.22 Partial traumatic amputation of two or more lesser toes
    - 7th S98.221 Partial traumatic amputation of two or more right lesser toes POA CC/MCC Exc
    - 7th S98.222 Partial traumatic amputation of two or more left lesser toes POA CC/MCC Exc
    - 7th S98.229 Partial traumatic amputation of two or more unspecified lesser toes POA CC/MCC Exc
- 5th S98.3 Traumatic amputation of midfoot
  - 6th S98.31 Complete traumatic amputation of midfoot
    - 7th S98.311 Complete traumatic amputation of right midfoot CC POA HCC CC/MCC Exc
    - 7th S98.312 Complete traumatic amputation of left midfoot CC POA HCC CC/MCC Exc
    - 7th S98.319 Complete traumatic amputation of unspecified midfoot CC POA HCC CC/MCC Exc
  - 6th S98.32 Partial traumatic amputation of midfoot
    - 7th S98.321 Partial traumatic amputation of right midfoot CC POA HCC CC/MCC Exc
    - 7th S98.322 Partial traumatic amputation of left midfoot CC POA HCC CC/MCC Exc
    - 7th S98.329 Partial traumatic amputation of unspecified midfoot CC POA HCC CC/MCC Exc
- 5th S98.9 Traumatic amputation of foot, level unspecified
  - 6th S98.91 Complete traumatic amputation of foot, level unspecified
    - 7th S98.911 Complete traumatic amputation of right foot, level unspecified CC POA HCC CC/MCC Exc
    - 7th S98.912 Complete traumatic amputation of left foot, level unspecified CC POA HCC CC/MCC Exc
    - 7th S98.919 Complete traumatic amputation of unspecified foot, level unspecified CC POA HCC CC/MCC Exc
  - 6th S98.92 Partial traumatic amputation of foot, level unspecified
    - 7th S98.921 Partial traumatic amputation of right foot, level unspecified CC POA HCC CC/MCC Exc
    - 7th S98.922 Partial traumatic amputation of left foot, level unspecified CC POA HCC CC/MCC Exc
    - 7th S98.929 Partial traumatic amputation of unspecified foot, level unspecified CC POA HCC CC/MCC Exc

4th S99 Other and unspecified injuries of ankle and foot

5th S99.0 Physeal fracture of calcaneus

The appropriate 7th character is to be added to each code from subcategories S99.0

A = initial encounter for closed fracture

B = initial encounter for open fracture

D = subsequent encounter for fracture with routine healing

G = subsequent encounter for fracture with delayed healing

K = subsequent encounter for fracture with nonunion

P = subsequent encounter for fracture with malunion

S = sequela

6th S99.00 Unspecified physeal fracture of calcaneus

7th S99.001 Unspecified physeal fracture of right calcaneus POA

7th S99.002 Unspecified physeal fracture of left calcaneus POA

7th S99.009 Unspecified physeal fracture of unspecified calcaneus POA

6th S99.01 Salter-Harris Type I physeal fracture of calcaneus

7th S99.011 Salter-Harris Type I physeal fracture of right calcaneus POA

7th S99.012 Salter-Harris Type I physeal fracture of left calcaneus POA

7th S99.019 Salter-Harris Type I physeal fracture of unspecified calcaneus POA

6th S99.02 Salter-Harris Type II physeal fracture of calcaneus

7th S99.021 Salter-Harris Type II physeal fracture of right calcaneus POA

7th S99.022 Salter-Harris Type II physeal fracture of left calcaneus POA

7th S99.029 Salter-Harris Type II physeal fracture of unspecified calcaneus POA

- 6th S99.03 Salter-Harris Type III physeal fracture of calcaneus
  - 7th S99.031 Salter-Harris Type III physeal fracture of right calcaneus POA
  - 7th S99.032 Salter-Harris Type III physeal fracture of left calcaneus POA
  - 7th S99.039 Salter-Harris Type III physeal fracture of unspecified calcaneus POA
- 6th S99.04 Salter-Harris Type IV physeal fracture of calcaneus
  - 7th S99.041 Salter-Harris Type IV physeal fracture of right calcaneus POA
  - 7th S99.042 Salter-Harris Type IV physeal fracture of left calcaneus POA
  - 7th S99.049 Salter-Harris Type IV physeal fracture of unspecified calcaneus POA
- 6th S99.09 Other physeal fracture of calcaneus
  - 7th S99.091 Other physeal fracture of right calcaneus POA
  - 7th S99.092 Other physeal fracture of left calcaneus POA
  - 7th S99.099 Other physeal fracture of unspecified calcaneus POA

5th S99.1 Physeal fracture of metatarsal

The appropriate 7th character is to be added to each code from subcategories S99.1

A = initial encounter for closed fracture

B = initial encounter for open fracture

D = subsequent encounter for fracture with routine healing

G = subsequent encounter for fracture with delayed healing

K = subsequent encounter for fracture with nonunion

P = subsequent encounter for fracture with malunion

S = sequela

6th S99.10 Unspecified physeal fracture of metatarsal

7th S99.101 Unspecified physeal fracture of right metatarsal POA

7th S99.102 Unspecified physeal fracture of left metatarsal POA

7th S99.109 Unspecified physeal fracture of unspecified metatarsal POA

6th S99.11 Salter-Harris Type I physeal fracture of metatarsal

7th S99.111 Salter-Harris Type I physeal fracture of right metatarsal POA

7th S99.112 Salter-Harris Type I physeal fracture of left metatarsal POA

AHA: Q1 2018

7th S99.119 Salter-Harris Type I physeal fracture of unspecified metatarsal POA

6th S99.12 Salter-Harris Type II physeal fracture of metatarsal

7th S99.121 Salter-Harris Type II physeal fracture of right metatarsal POA

7th S99.122 Salter-Harris Type II physeal fracture of left metatarsal POA

7th S99.129 Salter-Harris Type II physeal fracture of unspecified metatarsal POA

- 6th S99.13 Salter-Harris Type III physeal fracture of metatarsal
  - 7th S99.131 Salter-Harris Type III physeal fracture of right metatarsal POA
  - 7th S99.132 Salter-Harris Type III physeal fracture of left metatarsal POA
  - 7th S99.139 Salter-Harris Type III physeal fracture of unspecified metatarsal POA
- 6th S99.14 Salter-Harris Type IV physeal fracture of metatarsal
  - 7th S99.141 Salter-Harris Type IV physeal fracture of right metatarsal POA
  - 7th S99.142 Salter-Harris Type IV physeal fracture of left metatarsal POA
  - 7th S99.149 Salter-Harris Type IV physeal fracture of unspecified metatarsal POA
- 6th S99.19 Other physeal fracture of metatarsal
  - 7th S99.191 Other physeal fracture of right metatarsal POA
  - 7th S99.192 Other physeal fracture of left metatarsal POA
  - 7th S99.199 Other physeal fracture of unspecified metatarsal POA

5th S99.2 Physeal fracture of phalanx of toe

The appropriate 7th character is to be added to each code from subcategories S99.2

A = initial encounter for closed fracture

B = initial encounter for open fracture

D = subsequent encounter for fracture with routine healing

G = subsequent encounter for fracture with delayed healing

K = subsequent encounter for fracture with nonunion

P = subsequent encounter for fracture with malunion

S = sequela

6th S99.20 Unspecified physeal fracture of phalanx of toe

7th S99.201 Unspecified physeal fracture of phalanx of right toe POA

7th S99.202 Unspecified physeal fracture of phalanx of left toe POA

7th S99.209 Unspecified physeal fracture of phalanx of unspecified toe POA

6th S99.21 Salter-Harris Type I physeal fracture of phalanx of toe

7th S99.211 Salter-Harris Type I physeal fracture of phalanx of right toe POA

7th S99.212 Salter-Harris Type I physeal fracture of phalanx of left toe POA

7th S99.219 Salter-Harris Type I physeal fracture of phalanx of unspecified toe POA

6th S99.22 Salter-Harris Type II physeal fracture of phalanx of toe

7th S99.221 Salter-Harris Type II physeal fracture of phalanx of right toe POA

7th S99.222 Salter-Harris Type II physeal fracture of phalanx of left toe POA

7th S99.229 Salter-Harris Type II physeal fracture of phalanx of unspecified toe POA

6th S99.23 Salter-Harris Type III physeal fracture of phalanx of toe
- 7th S99.231 Salter-Harris Type III physeal fracture of phalanx of right toe POA
- 7th S99.232 Salter-Harris Type III physeal fracture of phalanx of left toe POA
- 7th S99.239 Salter-Harris Type III physeal fracture of phalanx of unspecified toe POA

6th S99.24 Salter-Harris Type IV physeal fracture of phalanx of toe
- 7th S99.241 Salter-Harris Type IV physeal fracture of phalanx of right toe POA
- 7th S99.242 Salter-Harris Type IV physeal fracture of phalanx of left toe POA
- 7th S99.249 Salter-Harris Type IV physeal fracture of phalanx of unspecified toe POA

6th S99.29 Other physeal fracture of phalanx of toe
- 7th S99.291 Other physeal fracture of phalanx of right toe POA
- 7th S99.292 Other physeal fracture of phalanx of left toe POA
- 7th S99.299 Other physeal fracture of phalanx of unspecified toe POA

5th S99.8 Other specified injuries of ankle and foot

The appropriate 7th character is to be added to each code from subcategory S99.8

A = initial encounter

D = subsequent encounter

S = sequela

6th S99.81 Other specified injuries of ankle

7th S99.811 Other specified injuries of right ankle POA

7th S99.812 Other specified injuries of left ankle POA

7th S99.819 Other specified injuries of unspecified ankle POA

6th S99.82 Other specified injuries of foot

7th S99.821 Other specified injuries of right foot POA

7th S99.822 Other specified injuries of left foot POA

7th S99.829 Other specified injuries of unspecified foot POA

5th S99.9 Unspecified injury of ankle and foot

The appropriate 7th character is to be added to each code from subcategory S99.9

A = initial encounter

D = subsequent encounter

S = sequela

6th S99.91 Unspecified injury of ankle

7th S99.911 Unspecified injury of right ankle POA

7th S99.912 Unspecified injury of left ankle POA

7th S99.919 Unspecified injury of unspecified ankle POA

6th S99.92 Unspecified injury of foot

7th S99.921 Unspecified injury of right foot POA

7th S99.922 Unspecified injury of left foot POA

7th S99.929 Unspecified injury of unspecified foot POA

Injury, poisoning and certain other consequences of external causes (T07-T88)

Injuries involving multiple body regions (T07)

EXCLUDES1 *burns and corrosions (T20-T32)*
frostbite (T33-T34)
insect bite or sting, venomous (T63.4)
sunburn (L55.-)

T07 **Unspecified multiple injuries** POA CC/MCC Exc

See Official Guidelines, "Coding of Injuries" I.C.19.b

The appropriate 7th character is to be added to code T07

A = initial encounter

D = subsequent encounter

S = sequela

EXCLUDES1 *injury NOS (T14.90)*

Injury of unspecified body region (T14)

4th T14 Injury of unspecified body region

The appropriate 7th character is to be added to each code from category T14

A = initial encounter

D = subsequent encounter

S = sequela

EXCLUDES1 *multiple unspecified injuries (T07)*

x7th T14.8 Other injury of unspecified body region POA CC/MCC Exc

Abrasion NOS

Contusion NOS

Crush injury NOS

Fracture NOS

Skin injury NOS

Vascular injury NOS

Wound NOS

5th T14.9 Unspecified injury

x7th T14.90 Injury, unspecified POA CC/MCC Exc

Injury NOS

x7th T14.91 Suicide attempt POA HCC RxHCC CC/MCC Exc

Attempted suicide NOS

Effects of foreign body entering through natural orifice (T15-T19)

Use additional code, if known, for foreign body entering into or through a natural orifice (W44.-)

EXCLUDES2 *foreign body accidentally left in operation wound (T81.5-)*

foreign body in penetrating wound - See open wound by body region

residual foreign body in soft tissue (M79.5)

splinter, without open wound - See superficial injury by body region

4th T15 **Foreign body on external eye**

EXCLUDES2 *foreign body in penetrating wound of orbit and eye ball (S05.4-, S05.5-)*

open wound of eyelid and periocular area (S01.1-)

retained foreign body in eyelid (H02.8-)

retained (old) foreign body in penetrating wound of orbit and eye ball (H05.5-, H44.6-, H44.7-)

superficial foreign body of eyelid and periocular area (S00.25-)

The appropriate 7th character is to be added to each code from category T15

A = initial encounter

D = subsequent encounter

S = sequela

- 5th T15.0 Foreign body in cornea
  - x7th T15.00 Foreign body in cornea, unspecified eye POA
  - x7th T15.01 Foreign body in cornea, right eye POA
  - x7th T15.02 Foreign body in cornea, left eye POA
- 5th T15.1 Foreign body in conjunctival sac
  - x7th T15.10 Foreign body in conjunctival sac, unspecified eye POA
  - x7th T15.11 Foreign body in conjunctival sac, right eye POA
  - x7th T15.12 Foreign body in conjunctival sac, left eye POA
- 5th T15.8 Foreign body in other and multiple parts of external eye

  Foreign body in lacrimal punctum
  - x7th T15.80 Foreign body in other and multiple parts of external eye, unspecified eye POA
  - x7th T15.81 Foreign body in other and multiple parts of external eye, right eye POA
  - x7th T15.82 Foreign body in other and multiple parts of external eye, left eye POA
- 5th T15.9 Foreign body on external eye, part unspecified
  - x7th T15.90 Foreign body on external eye, part unspecified, unspecified eye POA
  - x7th T15.91 Foreign body on external eye, part unspecified, right eye POA
  - x7th T15.92 Foreign body on external eye, part unspecified, left eye POA

4th T16 Foreign body in ear

INCLUDES *foreign body in auditory canal*

The appropriate 7th character is to be added to each code from category T16

A = initial encounter

D = subsequent encounter

S = sequela

x7th T16.1 Foreign body in right ear POA

x7th T16.2 Foreign body in left ear POA

x7th T16.9 Foreign body in ear, unspecified ear POA

4th T17 Foreign body in respiratory tract

The appropriate 7th character is to be added to each code from category T17

A = initial encounter

D = subsequent encounter

S = sequela

x7th T17.0 Foreign body in nasal sinus POA

x7th T17.1 Foreign body in nostril POA

Foreign body in nose NOS

5th T17.2 Foreign body in pharynx

Foreign body in nasopharynx

Foreign body in throat NOS

6th T17.20 Unspecified foreign body in pharynx

7th T17.200 Unspecified foreign body in pharynx causing asphyxiation POA

7th T17.208 Unspecified foreign body in pharynx causing other injury POA

6th T17.21 Gastric contents in pharynx

Aspiration of gastric contents into pharynx

Vomitus in pharynx

7th T17.210 Gastric contents in pharynx causing asphyxiation POA

7th T17.218 Gastric contents in pharynx causing other injury POA

6th T17.22 Food in pharynx
Bones in pharynx
Seeds in pharynx
7th T17.220 Food in pharynx causing asphyxiation POA
7th T17.228 Food in pharynx causing other injury POA
6th T17.29 Other foreign object in pharynx
7th T17.290 Other foreign object in pharynx causing asphyxiation POA
7th T17.298 Other foreign object in pharynx causing other injury POA
5th T17.3 Foreign body in larynx
6th T17.30 Unspecified foreign body in larynx
7th T17.300 Unspecified foreign body in larynx causing asphyxiation POA
7th T17.308 Unspecified foreign body in larynx causing other injury POA
6th T17.31 Gastric contents in larynx
Aspiration of gastric contents into larynx
Vomitus in larynx
7th T17.310 Gastric contents in larynx causing asphyxiation POA
7th T17.318 Gastric contents in larynx causing other injury POA
6th T17.32 Food in larynx
Bones in larynx
Seeds in larynx
7th T17.320 Food in larynx causing asphyxiation POA
7th T17.328 Food in larynx causing other injury POA
6th T17.39 Other foreign object in larynx
7th T17.390 Other foreign object in larynx causing asphyxiation POA
7th T17.398 Other foreign object in larynx causing other injury POA

5th T17.4 Foreign body in trachea

6th T17.40 Unspecified foreign body in trachea

7th T17.400 Unspecified foreign body in trachea causing asphyxiation CC POA CC/MCC Exc

7th T17.408 Unspecified foreign body in trachea causing other injury CC POA CC/MCC Exc

6th T17.41 Gastric contents in trachea

Aspiration of gastric contents into trachea

Vomitus in trachea

7th T17.410 Gastric contents in trachea causing asphyxiation CC POA CC/MCC Exc

7th T17.418 Gastric contents in trachea causing other injury CC POA CC/MCC Exc

6th T17.42 Food in trachea

Bones in trachea

Seeds in trachea

7th T17.420 Food in trachea causing asphyxiation CC POA CC/MCC Exc

7th T17.428 Food in trachea causing other injury CC POA CC/MCC Exc

6th T17.49 Other foreign object in trachea

7th T17.490 Other foreign object in trachea causing asphyxiation CC POA CC/MCC Exc

7th T17.498 Other foreign object in trachea causing other injury CC POA CC/MCC Exc

5th T17.5 Foreign body in bronchus

6th T17.50 Unspecified foreign body in bronchus

7th T17.500 Unspecified foreign body in bronchus causing asphyxiation CC POA CC/MCC Exc

7th T17.508 Unspecified foreign body in bronchus causing other injury CC POA CC/MCC Exc

6th T17.51 Gastric contents in bronchus

Aspiration of gastric contents into bronchus

Vomitus in bronchus

7th T17.510 Gastric contents in bronchus causing asphyxiation CC POA CC/MCC Exc

7th T17.518 Gastric contents in bronchus causing other injury CC POA CC/MCC Exc

6th T17.52 Food in bronchus

Bones in bronchus

Seeds in bronchus

7th T17.520 Food in bronchus causing asphyxiation CC POA CC/MCC Exc

7th T17.528 Food in bronchus causing other injury CC POA CC/MCC Exc

6th T17.59 Other foreign object in bronchus

7th T17.590 Other foreign object in bronchus causing asphyxiation CC POA CC/MCC Exc

7th T17.598 Other foreign object in bronchus causing other injury CC POA CC/MCC Exc

5th T17.8 Foreign body in other parts of respiratory tract

Foreign body in bronchioles

Foreign body in lung

6th T17.80 Unspecified foreign body in other parts of respiratory tract

7th T17.800 Unspecified foreign body in other parts of respiratory tract causing asphyxiation CC POA CC/MCC Exc

7th T17.808 Unspecified foreign body in other parts of respiratory tract causing other injury CC POA CC/MCC Exc

6th T17.81 Gastric contents in other parts of respiratory tract

Aspiration of gastric contents into other parts of respiratory tract

Vomitus in other parts of respiratory tract

7th T17.810 Gastric contents in other parts of respiratory tract causing asphyxiation CC POA CC/MCC Exc

7th T17.818 Gastric contents in other parts of respiratory tract causing other injury CC POA CC/MCC Exc

6th T17.82 Food in other parts of respiratory tract

Bones in other parts of respiratory tract

Seeds in other parts of respiratory tract

7th T17.820 Food in other parts of respiratory tract causing asphyxiation CC POA CC/MCC Exc

7th T17.828 Food in other parts of respiratory tract causing other injury CC POA CC/MCC Exc

6th T17.89 Other foreign object in other parts of respiratory tract

7th T17.890 Other foreign object in other parts of respiratory tract causing asphyxiation CC POA CC/MCC Exc

7th T17.898 Other foreign object in other parts of respiratory tract causing other injury CC POA CC/MCC Exc

5th T17.9 Foreign body in respiratory tract, part unspecified

6th T17.90 Unspecified foreign body in respiratory tract, part unspecified

7th T17.900 Unspecified foreign body in respiratory tract, part unspecified causing asphyxiation POA CC/MCC Exc

7th T17.908 Unspecified foreign body in respiratory tract, part unspecified causing other injury POA CC/MCC Exc

6th T17.91 Gastric contents in respiratory tract, part unspecified

Aspiration of gastric contents into respiratory tract, part unspecified

Vomitus in trachea respiratory tract, part unspecified

7th T17.910 Gastric contents in respiratory tract, part unspecified causing asphyxiation POA CC/MCC Exc

7th T17.918 Gastric contents in respiratory tract, part unspecified causing other injury POA CC/MCC Exc

6th T17.92 Food in respiratory tract, part unspecified

Bones in respiratory tract, part unspecified

Seeds in respiratory tract, part unspecified

7th T17.920 Food in respiratory tract, part unspecified causing asphyxiation POA CC/MCC Exc

7th T17.928 Food in respiratory tract, part unspecified causing other injury POA CC/MCC Exc

6th T17.99 Other foreign object in respiratory tract, part unspecified

7th T17.990 Other foreign object in respiratory tract, part unspecified in causing asphyxiation POA CC/MCC Exc

AHA: Q3 2019

7th T17.998 Other foreign object in respiratory tract, part unspecified causing other injury POA CC/MCC Exc

4th T18 Foreign body in alimentary tract

EXCLUDES2 *foreign body in pharynx (T17.2-)*

The appropriate 7th character is to be added to each code from category T18

A = initial encounter

D = subsequent encounter

S = sequela

x7th T18.0 Foreign body in mouth POA

5th T18.1 Foreign body in esophagus

EXCLUDES2 *foreign body in respiratory tract (T17.-)*

6th T18.10 Unspecified foreign body in esophagus

7th T18.100 Unspecified foreign body in esophagus causing compression of trachea POA

Unspecified foreign body in esophagus causing obstruction of respiration

7th T18.108 Unspecified foreign body in esophagus causing other injury POA

6th T18.11 Gastric contents in esophagus

Vomitus in esophagus

7th T18.110 Gastric contents in esophagus causing compression of trachea POA

Gastric contents in esophagus causing obstruction of respiration

7th T18.118 Gastric contents in esophagus causing other injury POA

6th T18.12 Food in esophagus

Bones in esophagus

Seeds in esophagus

7th T18.120 Food in esophagus causing compression of trachea POA

Food in esophagus causing obstruction of respiration

7th T18.128 Food in esophagus causing other injury POA

6th T18.19 Other foreign object in esophagus

7th T18.190 Other foreign object in esophagus causing compression of trachea POA

Other foreign body in esophagus causing obstruction of respiration

7th T18.198 Other foreign object in esophagus causing other injury POA

x7th T18.2 Foreign body in stomach POA

x7th T18.3 Foreign body in small intestine POA

x7th T18.4 Foreign body in colon POA

x7th T18.5 Foreign body in anus and rectum POA

Foreign body in rectosigmoid (junction)

x7th T18.8 Foreign body in other parts of alimentary tract POA

x7th T18.9 Foreign body of alimentary tract, part unspecified POA

Foreign body in digestive system NOS

Swallowed foreign body NOS

4th T19 Foreign body in genitourinary tract

EXCLUDES2 *complications due to implanted mesh (T83.7-)*

mechanical complications of contraceptive device (intrauterine) (vaginal) (T83.3-)

presence of contraceptive device (intrauterine) (vaginal) (Z97.5)

The appropriate 7th character is to be added to each code from category T19

A = initial encounter

D = subsequent encounter

S = sequela

x7th T19.0 Foreign body in urethra POA

x7th T19.1 Foreign body in bladder POA

x7th T19.2 Foreign body in vulva and vagina POA

x7th T19.3 Foreign body in uterus POA

x7th T19.4 Foreign body in penis POA

x7th T19.8 Foreign body in other parts of genitourinary tract POA

x7th T19.9 Foreign body in genitourinary tract, part unspecified POA

Burns and corrosions (T20-T32)

INCLUDES *burns (thermal) from electrical heating appliances*
burns (thermal) from electricity
burns (thermal) from flame
burns (thermal) from friction
burns (thermal) from hot air and hot gases
burns (thermal) from hot objects
burns (thermal) from lightning
burns (thermal) from radiation
chemical burn [corrosion] (external) (internal)
scalds

EXCLUDES2 *erythema [dermatitis] ab igne (L59.0)*
radiation-related disorders of the skin and subcutaneous tissue (L55-L59)
sunburn (L55.-)

Burns and corrosions of external body surface, specified by site (T20-T25)

INCLUDES *burns and corrosions of first degree [erythema]*
burns and corrosions of second degree [blisters][epidermal loss]
burns and corrosions of third degree [deep necrosis of underlying tissue] [full- thickness skin loss]

Use additional code from category T31 or T32 to identify extent of body surface involved

4th T20 **Burn and corrosion of head, face, and neck**

See Official Guidelines, "Coding of Burns and Corrosions" I.C.19.d

EXCLUDES2 *burn and corrosion of ear drum (T28.41, T28.91)*
burn and corrosion of eye and adnexa (T26.-)
burn and corrosion of mouth and pharynx (T28.0)

The appropriate 7th character is to be added to each code from category T20

A = initial encounter
D = subsequent encounter
S = sequela

5th T20.0 **Burn of unspecified degree of head, face, and neck**

Use additional external cause code to identify the source, place and intent of the burn (X00-X19, X75-X77, X96-X98, Y92)

x7th T20.00 **Burn of unspecified degree of head, face, and neck, unspecified site** POA

6th T20.01 **Burn of unspecified degree of ear [any part, except ear drum]**

EXCLUDES2 *burn of ear drum (T28.41-)*

7th T20.011 **Burn of unspecified degree of right ear [any part, except ear drum]** POA

7th T20.012 **Burn of unspecified degree of left ear [any part, except ear drum]** POA

7th T20.019 **Burn of unspecified degree of unspecified ear [any part, except ear drum]** POA

x7th T20.02 **Burn of unspecified degree of lip(s)** POA

x7th T20.03 **Burn of unspecified degree of chin** POA

x7th T20.04 **Burn of unspecified degree of nose (septum)** POA

x7th T20.05 **Burn of unspecified degree of scalp [any part]** POA

x7th T20.06 **Burn of unspecified degree of forehead and cheek** POA

x7th T20.07 **Burn of unspecified degree of neck** POA

x7th T20.09 **Burn of unspecified degree of multiple sites of head, face, and neck** POA

5th T20.1 Burn of first degree of head, face, and neck

Use additional external cause code to identify the source, place and intent of the burn (X00-X19, X75-X77, X96-X98, Y92)

x7th T20.10 Burn of first degree of head, face, and neck, unspecified site POA

6th T20.11 Burn of first degree of ear [any part, except ear drum]

EXCLUDES2 *burn of ear drum (T28.41-)*

7th T20.111 Burn of first degree of right ear [any part, except ear drum] POA

7th T20.112 Burn of first degree of left ear [any part, except ear drum] POA

7th T20.119 Burn of first degree of unspecified ear [any part, except ear drum] POA

x7th T20.12 Burn of first degree of lip(s) POA

x7th T20.13 Burn of first degree of chin POA

x7th T20.14 Burn of first degree of nose (septum) POA

x7th T20.15 Burn of first degree of scalp [any part] POA

x7th T20.16 Burn of first degree of forehead and cheek POA

x7th T20.17 Burn of first degree of neck POA

x7th T20.19 Burn of first degree of multiple sites of head, face, and neck POA

5th T20.2 Burn of second degree of head, face, and neck

Use additional external cause code to identify the source, place and intent of the burn (X00-X19, X75-X77, X96-X98, Y92)

x7th T20.20 Burn of second degree of head, face, and neck, unspecified site POA

6th T20.21 Burn of second degree of ear [any part, except ear drum]

EXCLUDES2 *burn of ear drum (T28.41-)*

7th T20.211 Burn of second degree of right ear [any part, except ear drum] POA

7th T20.212 Burn of second degree of left ear [any part, except ear drum] POA

7th T20.219 Burn of second degree of unspecified ear [any part, except ear drum] POA

x7th T20.22 Burn of second degree of lip(s) POA

x7th T20.23 Burn of second degree of chin POA

x7th T20.24 Burn of second degree of nose (septum) POA

x7th T20.25 Burn of second degree of scalp [any part] POA

AHA: Q1 2015

x7th T20.26 Burn of second degree of forehead and cheek POA

x7th T20.27 Burn of second degree of neck POA

x7th T20.29 Burn of second degree of multiple sites of head, face, and neck POA

5th T20.3 Burn of third degree of head, face, and neck

Use additional external cause code to identify the source, place and intent of the burn (X00-X19, X75-X77, X96-X98, Y92)

x7th T20.30 Burn of third degree of head, face, and neck, unspecified site CC POA HAC CC/MCC Exc

6th T20.31 Burn of third degree of ear [any part, except ear drum]

EXCLUDES2 *burn of ear drum (T28.41-)*

7th T20.311 Burn of third degree of right ear [any part, except ear drum] CC POA HAC CC/MCC Exc

7th T20.312 Burn of third degree of left ear [any part, except ear drum] CC POA HAC CC/MCC Exc

AHA: Q1 2015

7th T20.319 Burn of third degree of unspecified ear [any part, except ear drum] CC POA HAC CC/MCC Exc

x7th T20.32 Burn of third degree of lip(s) CC POA HAC CC/MCC Exc

x7th T20.33 Burn of third degree of chin CC POA HAC CC/MCC Exc

x7th T20.34 Burn of third degree of nose (septum) CC POA HAC CC/MCC Exc

x7th T20.35 Burn of third degree of scalp [any part] CC POA HAC CC/MCC Exc

x7th T20.36 Burn of third degree of forehead and cheek CC POA HAC CC/MCC Exc

x7th T20.37 Burn of third degree of neck CC POA HAC CC/MCC Exc

x7th T20.39 Burn of third degree of multiple sites of head, face, and neck CC POA HAC CC/MCC Exc

5th T20.4 Corrosion of unspecified degree of head, face, and neck

Code first (T51-T65) to identify chemical and intent

Use additional external cause code to identify place (Y92)

x7th T20.40 Corrosion of unspecified degree of head, face, and neck, unspecified site POA

6th T20.41 Corrosion of unspecified degree of ear [any part, except ear drum]

EXCLUDES2 *corrosion of ear drum (T28.91-)*

7th T20.411 Corrosion of unspecified degree of right ear [any part, except ear drum] POA

7th T20.412 Corrosion of unspecified degree of left ear [any part, except ear drum] POA

7th T20.419 Corrosion of unspecified degree of unspecified ear [any part, except ear drum] POA

x7th T20.42 Corrosion of unspecified degree of lip(s) POA

x7th T20.43 Corrosion of unspecified degree of chin POA

x7th T20.44 Corrosion of unspecified degree of nose (septum) POA

x7th T20.45 Corrosion of unspecified degree of scalp [any part] POA

x7th T20.46 Corrosion of unspecified degree of forehead and cheek POA

x7th T20.47 Corrosion of unspecified degree of neck POA

x7th T20.49 Corrosion of unspecified degree of multiple sites of head, face, and neck POA

5th T20.5 Corrosion of first degree of head, face, and neck

Code first (T51-T65) to identify chemical and intent

Use additional external cause code to identify place (Y92)

x7th T20.50 Corrosion of first degree of head, face, and neck, unspecified site POA

6th T20.51 Corrosion of first degree of ear [any part, except ear drum]

EXCLUDES2 *corrosion of ear drum (T28.91-)*

7th T20.511 Corrosion of first degree of right ear [any part, except ear drum] POA

7th T20.512 Corrosion of first degree of left ear [any part, except ear drum] POA

7th T20.519 Corrosion of first degree of unspecified ear [any part, except ear drum] POA

x7th T20.52 Corrosion of first degree of lip(s) POA

x7th T20.53 Corrosion of first degree of chin POA

x7th T20.54 Corrosion of first degree of nose (septum) POA

x7th T20.55 Corrosion of first degree of scalp [any part] POA

x7th T20.56 Corrosion of first degree of forehead and cheek POA

x7th T20.57 Corrosion of first degree of neck POA

x7th T20.59 Corrosion of first degree of multiple sites of head, face, and neck POA

5th T20.6 Corrosion of second degree of head, face, and neck

Code first (T51-T65) to identify chemical and intent

Use additional external cause code to identify place (Y92)

x7th T20.60 Corrosion of second degree of head, face, and neck, unspecified site POA

6th T20.61 Corrosion of second degree of ear [any part, except ear drum]

EXCLUDES2 *corrosion of ear drum (T28.91-)*

7th T20.611 Corrosion of second degree of right ear [any part, except ear drum] POA

7th T20.612 Corrosion of second degree of left ear [any part, except ear drum] POA

7th T20.619 Corrosion of second degree of unspecified ear [any part, except ear drum] POA

x7th T20.62 Corrosion of second degree of lip(s) POA

x7th T20.63 Corrosion of second degree of chin POA

x7th T20.64 Corrosion of second degree of nose (septum) POA

x7th T20.65 Corrosion of second degree of scalp [any part] POA

x7th T20.66 Corrosion of second degree of forehead and cheek POA

x7th T20.67 Corrosion of second degree of neck POA

x7th T20.69 Corrosion of second degree of multiple sites of head, face, and neck POA

5th T20.7 Corrosion of third degree of head, face, and neck

Code first (T51-T65) to identify chemical and intent

Use additional external cause code to identify place (Y92)

x7th T20.70 Corrosion of third degree of head, face, and neck, unspecified site CC POA HAC CC/MCC Exc

6th T20.71 Corrosion of third degree of ear [any part, except ear drum]

EXCLUDES2 *corrosion of ear drum (T28.91-)*

7th T20.711 Corrosion of third degree of right ear [any part, except ear drum] CC POA HAC CC/MCC Exc

7th T20.712 Corrosion of third degree of left ear [any part, except ear drum] CC POA HAC CC/MCC Exc

7th T20.719 Corrosion of third degree of unspecified ear [any part, except ear drum] CC POA HAC CC/MCC Exc

x7th T20.72 Corrosion of third degree of lip(s) CC POA HAC CC/MCC Exc

x7th T20.73 Corrosion of third degree of chin CC POA HAC CC/MCC Exc

x7th T20.74 Corrosion of third degree of nose (septum) CC POA HAC CC/MCC Exc

x7th T20.75 Corrosion of third degree of scalp [any part] CC POA HAC CC/MCC Exc

x7th T20.76 Corrosion of third degree of forehead and cheek CC POA HAC CC/MCC Exc

x7th T20.77 Corrosion of third degree of neck CC POA HAC CC/MCC Exc

x7th T20.79 Corrosion of third degree of multiple sites of head, face, and neck CC POA HAC CC/MCC Exc

4th T21 Burn and corrosion of trunk

See Official Guidelines, "Coding of Burns and Corrosions" I.C.19.d

INCLUDES *burns and corrosion of hip region*

EXCLUDES2 *burns and corrosion of axilla (T22.- with fifth character 4)*

burns and corrosion of scapular region (T22.- with fifth character 6)

burns and corrosion of shoulder (T22.- with fifth character 5)

The appropriate 7th character is to be added to each code from category T21

A = initial encounter

D = subsequent encounter

S = sequela

5th T21.0 Burn of unspecified degree of trunk

Use additional external cause code to identify the source, place and intent of the burn (X00-X19, X75-X77, X96-X98, Y92)

x7th T21.00 Burn of unspecified degree of trunk, unspecified site POA

x7th T21.01 Burn of unspecified degree of chest wall POA

Burn of unspecified degree of breast

x7th T21.02 Burn of unspecified degree of abdominal wall POA

Burn of unspecified degree of flank

Burn of unspecified degree of groin

x7th T21.03 Burn of unspecified degree of upper back POA

Burn of unspecified degree of interscapular region

x7th T21.04 Burn of unspecified degree of lower back POA

x7th T21.05 Burn of unspecified degree of buttock POA

Burn of unspecified degree of anus

x7th T21.06 Burn of unspecified degree of male genital region POA

Burn of unspecified degree of penis

Burn of unspecified degree of scrotum

Burn of unspecified degree of testis

x7th T21.07 Burn of unspecified degree of female genital region POA

Burn of unspecified degree of labium (majus) (minus)

Burn of unspecified degree of perineum

Burn of unspecified degree of vulva

EXCLUDES2 *burn of vagina (T28.3)*

x7th T21.09 Burn of unspecified degree of other site of trunk POA

5th T21.1 Burn of first degree of trunk

Use additional external cause code to identify the source, place and intent of the burn (X00-X19, X75-X77, X96-X98, Y92)

x7th T21.10 Burn of first degree of trunk, unspecified site POA

x7th T21.11 Burn of first degree of chest wall POA

Burn of first degree of breast

x7th T21.12 Burn of first degree of abdominal wall POA

Burn of first degree of flank

Burn of first degree of groin

x7th T21.13 Burn of first degree of upper back POA

Burn of first degree of interscapular region

x7th T21.14 Burn of first degree of lower back POA

x7th T21.15 Burn of first degree of buttock POA

Burn of first degree of anus

x7th T21.16 Burn of first degree of male genital region POA

Burn of first degree of penis

Burn of first degree of scrotum

Burn of first degree of testis

x7th T21.17 Burn of first degree of female genital region POA

Burn of first degree of labium (majus) (minus)

Burn of first degree of perineum

Burn of first degree of vulva

EXCLUDES2 *burn of vagina (T28.3)*

x7th T21.19 Burn of first degree of other site of trunk POA

5th T21.2 Burn of second degree of trunk

Use additional external cause code to identify the source, place and intent of the burn (X00-X19, X75-X77, X96-X98, Y92)

x7th T21.20 Burn of second degree of trunk, unspecified site POA

x7th T21.21 Burn of second degree of chest wall POA

Burn of second degree of breast

x7th T21.22 Burn of second degree of abdominal wall POA

Burn of second degree of flank

Burn of second degree of groin

x7th T21.23 Burn of second degree of upper back POA

Burn of second degree of interscapular region

x7th T21.24 Burn of second degree of lower back POA

x7th T21.25 Burn of second degree of buttock POA

Burn of second degree of anus

x7th T21.26 Burn of second degree of male genital region POA

Burn of second degree of penis

Burn of second degree of scrotum

Burn of second degree of testis

x7th T21.27 Burn of second degree of female genital region POA

Burn of second degree of labium (majus) (minus)

Burn of second degree of perineum

Burn of second degree of vulva

EXCLUDES2 *burn of vagina (T28.3)*

x7th T21.29 Burn of second degree of other site of trunk POA

5th T21.3 Burn of third degree of trunk

Use additional external cause code to identify the source, place and intent of the burn (X00-X19, X75-X77, X96-X98, Y92)

7th T21.30 **Burn of third degree of trunk, unspecified site** CC POA HAC CC/MCC Exc

7th T21.31 **Burn of third degree of chest wall** CC POA HAC CC/MCC Exc

AHA: Q2 2016

Burn of third degree of breast

7th T21.32 **Burn of third degree of abdominal wall** CC POA HAC CC/MCC Exc

Burn of third degree of flank

Burn of third degree of groin

7th T21.33 **Burn of third degree of upper back** CC POA HAC CC/MCC Exc

Burn of third degree of interscapular region

7th T21.34 **Burn of third degree of lower back** CC POA HAC CC/MCC Exc

7th T21.35 **Burn of third degree of buttock** CC POA HAC CC/MCC Exc

Burn of third degree of anus

7th T21.36 **Burn of third degree of male genital region** CC POA HAC CC/MCC Exc

Burn of third degree of penis

Burn of third degree of scrotum

Burn of third degree of testis

7th T21.37 **Burn of third degree of female genital region** CC POA HAC CC/MCC Exc

Burn of third degree of labium (majus) (minus)

Burn of third degree of perineum

Burn of third degree of vulva

EXCLUDES2 *burn of vagina (T28.3)*

7th T21.39 **Burn of third degree of other site of trunk** CC POA HAC CC/MCC Exc

5th T21.4 Corrosion of unspecified degree of trunk

Code first (T51-T65) to identify chemical and intent

Use additional external cause code to identify place (Y92)

7th T21.40 Corrosion of unspecified degree of trunk, unspecified site POA

7th T21.41 Corrosion of unspecified degree of chest wall POA

Corrosion of unspecified degree of breast

7th T21.42 Corrosion of unspecified degree of abdominal wall POA

Corrosion of unspecified degree of flank

Corrosion of unspecified degree of groin

7th T21.43 Corrosion of unspecified degree of upper back POA

Corrosion of unspecified degree of interscapular region

7th T21.44 Corrosion of unspecified degree of lower back POA

7th T21.45 Corrosion of unspecified degree of buttock POA

Corrosion of unspecified degree of anus

7th T21.46 Corrosion of unspecified degree of male genital region POA

Corrosion of unspecified degree of penis

Corrosion of unspecified degree of scrotum

Corrosion of unspecified degree of testis

7th T21.47 Corrosion of unspecified degree of female genital region POA

Corrosion of unspecified degree of labium (majus) (minus)

Corrosion of unspecified degree of perineum

Corrosion of unspecified degree of vulva

EXCLUDES2 *corrosion of vagina (T28.8)*

7th T21.49 Corrosion of unspecified degree of other site of trunk POA

5th T21.5 Corrosion of first degree of trunk

Code first (T51-T65) to identify chemical and intent

Use additional external cause code to identify place (Y92)

7th T21.50 Corrosion of first degree of trunk, unspecified site POA

7th T21.51 Corrosion of first degree of chest wall POA

Corrosion of first degree of breast

7th T21.52 Corrosion of first degree of abdominal wall POA

Corrosion of first degree of flank

Corrosion of first degree of groin

7th T21.53 Corrosion of first degree of upper back POA

Corrosion of first degree of interscapular region

7th T21.54 Corrosion of first degree of lower back POA

7th T21.55 Corrosion of first degree of buttock POA

Corrosion of first degree of anus

7th T21.56 Corrosion of first degree of male genital region POA

Corrosion of first degree of penis

Corrosion of first degree of scrotum

Corrosion of first degree of testis

7th T21.57 Corrosion of first degree of female genital region POA

Corrosion of first degree of labium (majus) (minus)

Corrosion of first degree of perineum

Corrosion of first degree of vulva

EXCLUDES2 *corrosion of vagina (T28.8)*

7th T21.59 Corrosion of first degree of other site of trunk POA

5th T21.6 Corrosion of second degree of trunk

Code first (T51-T65) to identify chemical and intent

Use additional external cause code to identify place (Y92)

7th T21.60 Corrosion of second degree of trunk, unspecified site POA

7th T21.61 Corrosion of second degree of chest wall POA

Corrosion of second degree of breast

7th T21.62 Corrosion of second degree of abdominal wall POA

Corrosion of second degree of flank

Corrosion of second degree of groin

7th T21.63 Corrosion of second degree of upper back POA

Corrosion of second degree of interscapular region

7th T21.64 Corrosion of second degree of lower back POA

7th T21.65 Corrosion of second degree of buttock POA

Corrosion of second degree of anus

7th T21.66 Corrosion of second degree of male genital region POA

Corrosion of second degree of penis

Corrosion of second degree of scrotum

Corrosion of second degree of testis

7th T21.67 Corrosion of second degree of female genital region POA

Corrosion of second degree of labium (majus) (minus)

Corrosion of second degree of perineum

Corrosion of second degree of vulva

EXCLUDES2 *corrosion of vagina (T28.8)*

7th T21.69 Corrosion of second degree of other site of trunk POA

5th T21.7 Corrosion of third degree of trunk

Code first (T51-T65) to identify chemical and intent

Use additional external cause code to identify place (Y92)

x7th T21.70 Corrosion of third degree of trunk, unspecified site CC POA HAC CC/MCC Exc

x7th T21.71 Corrosion of third degree of chest wall CC POA HAC CC/MCC Exc

Corrosion of third degree of breast

x7th T21.72 Corrosion of third degree of abdominal wall CC POA HAC CC/MCC Exc

Corrosion of third degree of flank

Corrosion of third degree of groin

x7th T21.73 Corrosion of third degree of upper back CC POA HAC CC/MCC Exc

Corrosion of third degree of interscapular region

x7th T21.74 Corrosion of third degree of lower back CC POA HAC CC/MCC Exc

x7th T21.75 Corrosion of third degree of buttock CC POA HAC CC/MCC Exc

Corrosion of third degree of anus

x7th T21.76 Corrosion of third degree of male genital region CC POA HAC CC/MCC Exc

Corrosion of third degree of penis

Corrosion of third degree of scrotum

Corrosion of third degree of testis

x7th T21.77 Corrosion of third degree of female genital region CC POA HAC CC/MCC Exc

Corrosion of third degree of labium (majus) (minus)

Corrosion of third degree of perineum

Corrosion of third degree of vulva

EXCLUDES2 *corrosion of vagina (T28.8)*

x7th T21.79 Corrosion of third degree of other site of trunk CC POA HAC CC/MCC Exc

4th T22 Burn and corrosion of shoulder and upper limb, except wrist and hand

See Official Guidelines, "Coding of Burns and Corrosions" I.C.19.d

EXCLUDES2 *burn and corrosion of interscapular region (T21.-)*

burn and corrosion of wrist and hand (T23.-)

The appropriate 7th character is to be added to each code from category T22

A = initial encounter

D = subsequent encounter

S = sequela

5th T22.0 Burn of unspecified degree of shoulder and upper limb, except wrist and hand

Use additional external cause code to identify the source, place and intent of the burn (X00-X19, X75-X77, X96-X98, Y92)

x7th T22.00 Burn of unspecified degree of shoulder and upper limb, except wrist and hand, unspecified site POA

6th T22.01 Burn of unspecified degree of forearm

7th T22.011 Burn of unspecified degree of right forearm POA

7th T22.012 Burn of unspecified degree of left forearm POA

7th T22.019 Burn of unspecified degree of unspecified forearm POA

6th T22.02 Burn of unspecified degree of elbow

7th T22.021 Burn of unspecified degree of right elbow POA

7th T22.022 Burn of unspecified degree of left elbow POA

7th T22.029 Burn of unspecified degree of unspecified elbow POA

6th T22.03 Burn of unspecified degree of upper arm

7th T22.031 Burn of unspecified degree of right upper arm POA

7th T22.032 Burn of unspecified degree of left upper arm POA

7th T22.039 Burn of unspecified degree of unspecified upper arm POA

6th T22.04 Burn of unspecified degree of axilla

7th T22.041 Burn of unspecified degree of right axilla POA

7th T22.042 Burn of unspecified degree of left axilla POA

7th T22.049 Burn of unspecified degree of unspecified axilla POA

6th T22.05 Burn of unspecified degree of shoulder

7th T22.051 Burn of unspecified degree of right shoulder POA

7th T22.052 Burn of unspecified degree of left shoulder POA

7th T22.059 Burn of unspecified degree of unspecified shoulder POA

- 6th T22.06 Burn of unspecified degree of scapular region
  - 7th T22.061 Burn of unspecified degree of right scapular region POA
  - 7th T22.062 Burn of unspecified degree of left scapular region POA
  - 7th T22.069 Burn of unspecified degree of unspecified scapular region POA
- 6th T22.09 Burn of unspecified degree of multiple sites of shoulder and upper limb, except wrist and hand
  - 7th T22.091 Burn of unspecified degree of multiple sites of right shoulder and upper limb, except wrist and hand POA
  - 7th T22.092 Burn of unspecified degree of multiple sites of left shoulder and upper limb, except wrist and hand POA
  - 7th T22.099 Burn of unspecified degree of multiple sites of unspecified shoulder and upper limb, except wrist and hand POA
- 5th T22.1 Burn of first degree of shoulder and upper limb, except wrist and hand
  - **Use additional** external cause code to identify the source, place and intent of the burn (X00-X19, X75-X77, X96-X98, Y92)
  - x7th T22.10 Burn of first degree of shoulder and upper limb, except wrist and hand, unspecified site POA
  - 6th T22.11 Burn of first degree of forearm
    - 7th T22.111 Burn of first degree of right forearm POA
    - 7th T22.112 Burn of first degree of left forearm POA
    - 7th T22.119 Burn of first degree of unspecified forearm POA
  - 6th T22.12 Burn of first degree of elbow
    - 7th T22.121 Burn of first degree of right elbow POA
    - 7th T22.122 Burn of first degree of left elbow POA
    - 7th T22.129 Burn of first degree of unspecified elbow POA
  - 6th T22.13 Burn of first degree of upper arm
    - 7th T22.131 Burn of first degree of right upper arm POA
    - 7th T22.132 Burn of first degree of left upper arm POA
    - 7th T22.139 Burn of first degree of unspecified upper arm POA
  - 6th T22.14 Burn of first degree of axilla
    - 7th T22.141 Burn of first degree of right axilla POA
    - 7th T22.142 Burn of first degree of left axilla POA
    - 7th T22.149 Burn of first degree of unspecified axilla POA
  - 6th T22.15 Burn of first degree of shoulder
    - 7th T22.151 Burn of first degree of right shoulder POA
    - 7th T22.152 Burn of first degree of left shoulder POA
    - 7th T22.159 Burn of first degree of unspecified shoulder POA

- 6th T22.16 Burn of first degree of scapular region
  - 7th T22.161 Burn of first degree of right scapular region POA
  - 7th T22.162 Burn of first degree of left scapular region POA
  - 7th T22.169 Burn of first degree of unspecified scapular region POA
- 6th T22.19 Burn of first degree of multiple sites of shoulder and upper limb, except wrist and hand
  - 7th T22.191 Burn of first degree of multiple sites of right shoulder and upper limb, except wrist and hand POA
  - 7th T22.192 Burn of first degree of multiple sites of left shoulder and upper limb, except wrist and hand POA
  - 7th T22.199 Burn of first degree of multiple sites of unspecified shoulder and upper limb, except wrist and hand POA
- 5th T22.2 Burn of second degree of shoulder and upper limb, except wrist and hand
  - **Use additional** external cause code to identify the source, place and intent of the burn (X00-X19, X75-X77, X96-X98, Y92)
  - x7th T22.20 Burn of second degree of shoulder and upper limb, except wrist and hand, unspecified site POA
  - 6th T22.21 Burn of second degree of forearm
    - 7th T22.211 Burn of second degree of right forearm POA
    - 7th T22.212 Burn of second degree of left forearm POA
    - 7th T22.219 Burn of second degree of unspecified forearm POA
  - 6th T22.22 Burn of second degree of elbow
    - 7th T22.221 Burn of second degree of right elbow POA
    - 7th T22.222 Burn of second degree of left elbow POA
    - 7th T22.229 Burn of second degree of unspecified elbow POA
  - 6th T22.23 Burn of second degree of upper arm
    - 7th T22.231 Burn of second degree of right upper arm POA
    - 7th T22.232 Burn of second degree of left upper arm POA
    - 7th T22.239 Burn of second degree of unspecified upper arm POA
  - 6th T22.24 Burn of second degree of axilla
    - 7th T22.241 Burn of second degree of right axilla POA
    - 7th T22.242 Burn of second degree of left axilla POA
    - 7th T22.249 Burn of second degree of unspecified axilla POA
  - 6th T22.25 Burn of second degree of shoulder
    - 7th T22.251 Burn of second degree of right shoulder POA
    - 7th T22.252 Burn of second degree of left shoulder POA
    - 7th T22.259 Burn of second degree of unspecified shoulder POA

- 6th T22.26 Burn of second degree of scapular region
  - 7th T22.261 Burn of second degree of right scapular region POA
  - 7th T22.262 Burn of second degree of left scapular region POA
  - 7th T22.269 Burn of second degree of unspecified scapular region POA
- 6th T22.29 Burn of second degree of multiple sites of shoulder and upper limb, except wrist and hand
  - 7th T22.291 Burn of second degree of multiple sites of right shoulder and upper limb, except wrist and hand POA
  - 7th T22.292 Burn of second degree of multiple sites of left shoulder and upper limb, except wrist and hand POA
  - 7th T22.299 Burn of second degree of multiple sites of unspecified shoulder and upper limb, except wrist and hand POA
- 5th T22.3 Burn of third degree of shoulder and upper limb, except wrist and hand

  Use additional external cause code to identify the source, place and intent of the burn (X00-X19, X75-X77, X96-X98, Y92)
  - x7th T22.30 Burn of third degree of shoulder and upper limb, except wrist and hand, unspecified site CC POA HAC CC/MCC Exc
  - 6th T22.31 Burn of third degree of forearm
    - 7th T22.311 Burn of third degree of right forearm CC POA HAC CC/MCC Exc
    - 7th T22.312 Burn of third degree of left forearm CC POA HAC CC/MCC Exc
    - 7th T22.319 Burn of third degree of unspecified forearm CC POA HAC CC/MCC Exc
  - 6th T22.32 Burn of third degree of elbow
    - 7th T22.321 Burn of third degree of right elbow CC POA HAC CC/MCC Exc
    - 7th T22.322 Burn of third degree of left elbow CC POA HAC CC/MCC Exc
    - 7th T22.329 Burn of third degree of unspecified elbow CC POA HAC CC/MCC Exc
  - 6th T22.33 Burn of third degree of upper arm
    - 7th T22.331 Burn of third degree of right upper arm CC POA HAC CC/MCC Exc
    - 7th T22.332 Burn of third degree of left upper arm CC POA HAC CC/MCC Exc
    - 7th T22.339 Burn of third degree of unspecified upper arm CC POA HAC CC/MCC Exc
  - 6th T22.34 Burn of third degree of axilla
    - 7th T22.341 Burn of third degree of right axilla CC POA HAC CC/MCC Exc
    - 7th T22.342 Burn of third degree of left axilla CC POA HAC CC/MCC Exc
    - 7th T22.349 Burn of third degree of unspecified axilla CC POA HAC CC/MCC Exc
  - 6th T22.35 Burn of third degree of shoulder
    - 7th T22.351 Burn of third degree of right shoulder CC POA HAC CC/MCC Exc
    - 7th T22.352 Burn of third degree of left shoulder CC POA HAC CC/MCC Exc
    - 7th T22.359 Burn of third degree of unspecified shoulder CC POA HAC CC/MCC Exc

6th T22.36 Burn of third degree of scapular region
- 7th T22.361 Burn of third degree of right scapular region CC POA HAC CC/MCC Exc
- 7th T22.362 Burn of third degree of left scapular region CC POA HAC CC/MCC Exc
- 7th T22.369 Burn of third degree of unspecified scapular region CC POA HAC CC/MCC Exc

6th T22.39 Burn of third degree of multiple sites of shoulder and upper limb, except wrist and hand
- 7th T22.391 Burn of third degree of multiple sites of right shoulder and upper limb, except wrist and hand CC POA HAC CC/MCC Exc
- 7th T22.392 Burn of third degree of multiple sites of left shoulder and upper limb, except wrist and hand CC POA HAC CC/MCC Exc
- 7th T22.399 Burn of third degree of multiple sites of unspecified shoulder and upper limb, except wrist and hand CC POA HAC CC/MCC Exc

5th T22.4 Corrosion of unspecified degree of shoulder and upper limb, except wrist and hand

Code first (T51-T65) to identify chemical and intent

Use additional external cause code to identify place (Y92)

- x7th T22.40 Corrosion of unspecified degree of shoulder and upper limb, except wrist and hand, unspecified site POA
- 6th T22.41 Corrosion of unspecified degree of forearm
  - 7th T22.411 Corrosion of unspecified degree of right forearm POA
  - 7th T22.412 Corrosion of unspecified degree of left forearm POA
  - 7th T22.419 Corrosion of unspecified degree of unspecified forearm POA
- 6th T22.42 Corrosion of unspecified degree of elbow
  - 7th T22.421 Corrosion of unspecified degree of right elbow POA
  - 7th T22.422 Corrosion of unspecified degree of left elbow POA
  - 7th T22.429 Corrosion of unspecified degree of unspecified elbow POA
- 6th T22.43 Corrosion of unspecified degree of upper arm
  - 7th T22.431 Corrosion of unspecified degree of right upper arm POA
  - 7th T22.432 Corrosion of unspecified degree of left upper arm POA
  - 7th T22.439 Corrosion of unspecified degree of unspecified upper arm POA
- 6th T22.44 Corrosion of unspecified degree of axilla
  - 7th T22.441 Corrosion of unspecified degree of right axilla POA
  - 7th T22.442 Corrosion of unspecified degree of left axilla POA
  - 7th T22.449 Corrosion of unspecified degree of unspecified axilla POA
- 6th T22.45 Corrosion of unspecified degree of shoulder
  - 7th T22.451 Corrosion of unspecified degree of right shoulder POA
  - 7th T22.452 Corrosion of unspecified degree of left shoulder POA
  - 7th T22.459 Corrosion of unspecified degree of unspecified shoulder POA

6th T22.46 Corrosion of unspecified degree of scapular region

7th T22.461 Corrosion of unspecified degree of right scapular region POA

7th T22.462 Corrosion of unspecified degree of left scapular region POA

7th T22.469 Corrosion of

6th T22.49 Corrosion of unspeci

7th T22.491 Corrosion of

7th T22.492 Corrosion of

7th T22.499 Corrosion of

5th T22.5 Corrosion of first degree of shoulder and upper limb, except wrist and hand

Code first (T51-T65) to identify chemical and intent

Use additional external cause code to identify place (Y92)

x7th T22.50 Corrosion of first degree of shoulder and upper limb, except wrist and hand unspecified site POA

5th T22.5 Corrosion of first degree of shoulder and upper limb, except wrist and hand

Code first (T51-T65) to identify chemical and intent

Use additional external cause code to identify place (Y92)

x7th T22.50 Corrosion of first degree of shoulder and upper limb, except wrist and hand unspecified site POA

6th T22.51 Corrosion of first degree of forearm

7th T22.511 Corrosion of first degree of right forearm POA

7th T22.512 Corrosion of first degree of left forearm POA

7th T22.519 Corrosion of first degree of unspecified forearm POA

6th T22.52 Corrosion of first degree of elbow

7th T22.521 Corrosion of first degree of right elbow POA

7th T22.522 Corrosion of first degree of left elbow POA

7th T22.529 Corrosion of first degree of unspecified elbow POA

6th T22.53 Corrosion of first degree of upper arm

7th T22.531 Corrosion of first degree of right upper arm POA

7th T22.532 Corrosion of first degree of left upper arm POA

7th T22.539 Corrosion of first degree of unspecified upper arm POA

6th T22.54 Corrosion of first degree of axilla

7th T22.541 Corrosion of first degree of right axilla POA

7th T22.542 Corrosion of first degree of left axilla POA

7th T22.549 Corrosion of first degree of unspecified axilla POA

6th T22.55 Corrosion of first degree of shoulder

7th T22.551 Corrosion of first degree of right shoulder POA

7th T22.552 Corrosion of first degree of left shoulder POA

7th T22.559 Corrosion of first degree of unspecified shoulder POA

- 6th T22.56 Corrosion of first degree of scapular region
  - 7th T22.561 Corrosion of first degree of right scapular region POA
  - 7th T22.562 Corrosion of first degree of left scapular region POA
  - 7th T22.569 Corrosion of first degree of unspecified scapular region POA
- 6th T22.59 Corrosion of first degree of multiple sites of shoulder and upper limb, except wrist and hand
  - 7th T22.591 Corrosion of first degree of multiple sites of right shoulder and upper limb, except wrist and hand POA
  - 7th T22.592 Corrosion of first degree of multiple sites of left shoulder and upper limb, except wrist and hand POA
  - 7th T22.599 Corrosion of first degree of multiple sites of unspecified shoulder and upper limb, except wrist and hand POA
- 5th T22.6 Corrosion of second degree of shoulder and upper limb, except wrist and hand
  - **Code first** (T51-T65) to identify chemical and intent
  - **Use additional** external cause code to identify place (Y92)
  - x7th T22.60 Corrosion of second degree of shoulder and upper limb, except wrist and hand, unspecified site POA
  - 6th T22.61 Corrosion of second degree of forearm
    - 7th T22.611 Corrosion of second degree of right forearm POA
    - 7th T22.612 Corrosion of second degree of left forearm POA
    - 7th T22.619 Corrosion of second degree of unspecified forearm POA
  - 6th T22.62 Corrosion of second degree of elbow
    - 7th T22.621 Corrosion of second degree of right elbow POA
    - 7th T22.622 Corrosion of second degree of left elbow POA
    - 7th T22.629 Corrosion of second degree of unspecified elbow POA
  - 6th T22.63 Corrosion of second degree of upper arm
    - 7th T22.631 Corrosion of second degree of right upper arm POA
    - 7th T22.632 Corrosion of second degree of left upper arm POA
    - 7th T22.639 Corrosion of second degree of unspecified upper arm POA
  - 6th T22.64 Corrosion of second degree of axilla
    - 7th T22.641 Corrosion of second degree of right axilla POA
    - 7th T22.642 Corrosion of second degree of left axilla POA
    - 7th T22.649 Corrosion of second degree of unspecified axilla POA
  - 6th T22.65 Corrosion of second degree of shoulder
    - 7th T22.651 Corrosion of second degree of right shoulder POA
    - 7th T22.652 Corrosion of second degree of left shoulder POA
    - 7th T22.659 Corrosion of second degree of unspecified shoulder POA

6th T22.66 Corrosion of second degree of scapular region
- 7th T22.661 Corrosion of second degree of right scapular region POA
- 7th T22.662 Corrosion of second degree of left scapular region POA
- 7th T22.669 Corrosion of second degree of unspecified scapular region POA

6th T22.69 Corrosion of second degree of multiple sites of shoulder and upper limb, except wrist and hand
- 7th T22.691 Corrosion of second degree of multiple sites of right shoulder and upper limb, except wrist and hand POA
- 7th T22.692 Corrosion of second degree of multiple sites of left shoulder and upper limb, except wrist and hand POA
- 7th T22.699 Corrosion of second degree of multiple sites of unspecified shoulder and upper limb, except wrist and hand POA

5th T22.7 Corrosion of third degree of shoulder and upper limb, except wrist and hand

Code first (T51-T65) to identify chemical and intent

Use additional external cause code to identify place (Y92)

x7th T22.70 Corrosion of third degree of shoulder and upper limb, except wrist and hand, unspecified site CC POA HAC CC/MCC Exc

6th T22.71 Corrosion of third degree of forearm
- 7th T22.711 Corrosion of third degree of right forearm CC POA HAC CC/MCC Exc
- 7th T22.712 Corrosion of third degree of left forearm CC POA HAC CC/MCC Exc
- 7th T22.719 Corrosion of third degree of unspecified forearm CC POA HAC CC/MCC Exc

6th T22.72 Corrosion of third degree of elbow
- 7th T22.721 Corrosion of third degree of right elbow CC POA HAC CC/MCC Exc
- 7th T22.722 Corrosion of third degree of left elbow CC POA HAC CC/MCC Exc
- 7th T22.729 Corrosion of third degree of unspecified elbow CC POA HAC CC/MCC Exc

6th T22.73 Corrosion of third degree of upper arm
- 7th T22.731 Corrosion of third degree of right upper arm CC POA HAC CC/MCC Exc
- 7th T22.732 Corrosion of third degree of left upper arm CC POA HAC CC/MCC Exc
- 7th T22.739 Corrosion of third degree of unspecified upper arm CC POA HAC CC/MCC Exc

6th T22.74 Corrosion of third degree of axilla
- 7th T22.741 Corrosion of third degree of right axilla CC POA HAC CC/MCC Exc
- 7th T22.742 Corrosion of third degree of left axilla CC POA HAC CC/MCC Exc
- 7th T22.749 Corrosion of third degree of unspecified axilla CC POA HAC CC/MCC Exc

6th T22.75 Corrosion of third degree of shoulder
- 7th T22.751 Corrosion of third degree of right shoulder CC POA HAC CC/MCC Exc
- 7th T22.752 Corrosion of third degree of left shoulder CC POA HAC CC/MCC Exc
- 7th T22.759 Corrosion of third degree of unspecified shoulder CC POA HAC CC/MCC Exc

6th T22.76 Corrosion of third degree of scapular region
- 7th T22.761 Corrosion of third degree of right scapular region CC POA HAC CC/MCC Exc
- 7th T22.762 Corrosion of third degree of left scapular region CC POA HAC CC/MCC Exc
- 7th T22.769 Corrosion of third degree of unspecified scapular region CC POA HAC CC/MCC Exc

6th T22.79 Corrosion of third degree of multiple sites of shoulder and upper limb, except wrist and hand
- 7th T22.791 Corrosion of third degree of multiple sites of right shoulder and upper limb, except wrist and hand CC POA HAC CC/MCC Exc
- 7th T22.792 Corrosion of third degree of multiple sites of left shoulder and upper limb, except wrist and hand CC POA HAC CC/MCC Exc
- 7th T22.799 Corrosion of third degree of multiple sites of unspecified shoulder and upper limb, except wrist and hand CC POA HAC CC/MCC Exc

4th T23 Burn and corrosion of wrist and hand

See Official Guidelines, "Coding of Burns and Corrosions" I.C.19.d

The appropriate 7th character is to be added to each code from category T23

A = initial encounter

D = subsequent encounter

S = sequela

5th T23.0 Burn of unspecified degree of wrist and hand

Use additional external cause code to identify the source, place and intent of the burn (X00-X19, X75-X77, X96-X98, Y92)

6th T23.00 Burn of unspecified degree of hand, unspecified site
- 7th T23.001 Burn of unspecified degree of right hand, unspecified site POA
- 7th T23.002 Burn of unspecified degree of left hand, unspecified site POA
- 7th T23.009 Burn of unspecified degree of unspecified hand, unspecified site POA

6th T23.01 Burn of unspecified degree of thumb (nail)
- 7th T23.011 Burn of unspecified degree of right thumb (nail) POA
- 7th T23.012 Burn of unspecified degree of left thumb (nail) POA
- 7th T23.019 Burn of unspecified degree of unspecified thumb (nail) POA

6th T23.02 Burn of unspecified degree of single finger (nail) except thumb
- 7th T23.021 Burn of unspecified degree of single right finger (nail) except thumb POA
- 7th T23.022 Burn of unspecified degree of single left finger (nail) except thumb POA
- 7th T23.029 Burn of unspecified degree of unspecified single finger (nail) except thumb POA

- 6th T23.03 Burn of unspecified degree of multiple fingers (nail), not including thumb
  - 7th T23.031 Burn of unspecified degree of multiple right fingers (nail), not including thumb POA
  - 7th T23.032 Burn of unspecified degree of multiple left fingers (nail), not including thumb POA
  - 7th T23.039 Burn of unspecified degree of unspecified multiple fingers (nail), not including thumb POA
- 6th T23.04 Burn of unspecified degree of multiple fingers (nail), including thumb
  - 7th T23.041 Burn of unspecified degree of multiple right fingers (nail), including thumb POA
  - 7th T23.042 Burn of unspecified degree of multiple left fingers (nail), including thumb POA
  - 7th T23.049 Burn of unspecified degree of unspecified multiple fingers (nail), including thumb POA
- 6th T23.05 Burn of unspecified degree of palm
  - 7th T23.051 Burn of unspecified degree of right palm POA
  - 7th T23.052 Burn of unspecified degree of left palm POA
  - 7th T23.059 Burn of unspecified degree of unspecified palm POA
- 6th T23.06 Burn of unspecified degree of back of hand
  - 7th T23.061 Burn of unspecified degree of back of right hand POA
  - 7th T23.062 Burn of unspecified degree of back of left hand POA
  - 7th T23.069 Burn of unspecified degree of back of unspecified hand POA
- 6th T23.07 Burn of unspecified degree of wrist
  - 7th T23.071 Burn of unspecified degree of right wrist POA
  - 7th T23.072 Burn of unspecified degree of left wrist POA
  - 7th T23.079 Burn of unspecified degree of unspecified wrist POA
- 6th T23.09 Burn of unspecified degree of multiple sites of wrist and hand
  - 7th T23.091 Burn of unspecified degree of multiple sites of right wrist and hand POA
  - 7th T23.092 Burn of unspecified degree of multiple sites of left wrist and hand POA
  - 7th T23.099 Burn of unspecified degree of multiple sites of unspecified wrist and hand POA

5th T23.1 Burn of first degree of wrist and hand

Use additional external cause code to identify the source, place and intent of the burn (X00-X19, X75-X77, X96-X98, Y92)

6th T23.10 Burn of first degree of hand, unspecified site

7th T23.101 Burn of first degree of right hand, unspecified site POA

7th T23.102 Burn of first degree of left hand, unspecified site POA

7th T23.109 Burn of first degree of unspecified hand, unspecified site POA

6th T23.11 Burn of first degree of thumb (nail)

7th T23.111 Burn of first degree of right thumb (nail) POA

7th T23.112 Burn of first degree of left thumb (nail) POA

7th T23.119 Burn of first degree of unspecified thumb (nail) POA

6th T23.12 Burn of first degree of single finger (nail) except thumb

7th T23.121 Burn of first degree of single right finger (nail) except thumb POA

7th T23.122 Burn of first degree of single left finger (nail) except thumb POA

7th T23.129 Burn of first degree of unspecified single finger (nail) except thumb POA

6th T23.13 Burn of first degree of multiple fingers (nail), not including thumb

7th T23.131 Burn of first degree of multiple right fingers (nail), not including thumb POA

7th T23.132 Burn of first degree of multiple left fingers (nail), not including thumb POA

7th T23.139 Burn of first degree of unspecified multiple fingers (nail), not including thumb POA

6th T23.14 Burn of first degree of multiple fingers (nail), including thumb

7th T23.141 Burn of first degree of multiple right fingers (nail), including thumb POA

7th T23.142 Burn of first degree of multiple left fingers (nail), including thumb POA

7th T23.149 Burn of first degree of unspecified multiple fingers (nail), including thumb POA

- 6th T23.15 Burn of first degree of palm
  - 7th T23.151 Burn of first degree of right palm POA
  - 7th T23.152 Burn of first degree of left palm POA
  - 7th T23.159 Burn of first degree of unspecified palm POA
- 6th T23.16 Burn of first degree of back of hand
  - 7th T23.161 Burn of first degree of back of right hand POA
  - 7th T23.162 Burn of first degree of back of left hand POA
  - 7th T23.169 Burn of first degree of back of unspecified hand POA
- 6th T23.17 Burn of first degree of wrist
  - 7th T23.171 Burn of first degree of right wrist POA
  - 7th T23.172 Burn of first degree of left wrist POA
  - 7th T23.179 Burn of first degree of unspecified wrist POA
- 6th T23.19 Burn of first degree of multiple sites of wrist and hand
  - 7th T23.191 Burn of first degree of multiple sites of right wrist and hand POA
  - 7th T23.192 Burn of first degree of multiple sites of left wrist and hand POA
  - 7th T23.199 Burn of first degree of multiple sites of unspecified wrist and hand POA

5th T23.2 Burn of second degree of wrist and hand

Use additional external cause code to identify the source, place and intent of the burn (X00-X19, X75-X77, X96-X98, Y92)

- 6th T23.20 Burn of second degree of hand, unspecified site
  - 7th T23.201 Burn of second degree of right hand, unspecified site POA
  - 7th T23.202 Burn of second degree of left hand, unspecified site POA
  - 7th T23.209 Burn of second degree of unspecified hand, unspecified site POA
- 6th T23.21 Burn of second degree of thumb (nail)
  - 7th T23.211 Burn of second degree of right thumb (nail) POA
  - 7th T23.212 Burn of second degree of left thumb (nail) POA
  - 7th T23.219 Burn of second degree of unspecified thumb (nail) POA
- 6th T23.22 Burn of second degree of single finger (nail) except thumb
  - 7th T23.221 Burn of second degree of single right finger (nail) except thumb POA
  - 7th T23.222 Burn of second degree of single left finger (nail) except thumb POA
  - 7th T23.229 Burn of second degree of unspecified single finger (nail) except thumb POA
- 6th T23.23 Burn of second degree of multiple fingers (nail), not including thumb
  - 7th T23.231 Burn of second degree of multiple right fingers (nail), not including thumb POA
  - 7th T23.232 Burn of second degree of multiple left fingers (nail), not including thumb POA
  - 7th T23.239 Burn of second degree of unspecified multiple fingers (nail), not including thumb POA
- 6th T23.24 Burn of second degree of multiple fingers (nail), including thumb
  - 7th T23.241 Burn of second degree of multiple right fingers (nail), including thumb POA
  - 7th T23.242 Burn of second degree of multiple left fingers (nail), including thumb POA
  - 7th T23.249 Burn of second degree of unspecified multiple fingers (nail), including thumb POA

- 6th T23.25 Burn of second degree of palm
  - 7th T23.251 Burn of second degree of right palm POA
  - 7th T23.252 Burn of second degree of left palm POA
  - 7th T23.259 Burn of second degree of unspecified palm POA
- 6th T23.26 Burn of second degree of back of hand
  - 7th T23.261 Burn of second degree of back of right hand POA
  - 7th T23.262 Burn of second degree of back of left hand POA
  - 7th T23.269 Burn of second degree of back of unspecified hand POA
- 6th T23.27 Burn of second degree of wrist
  - 7th T23.271 Burn of second degree of right wrist POA
  - 7th T23.272 Burn of second degree of left wrist POA
  - 7th T23.279 Burn of second degree of unspecified wrist POA
- 6th T23.29 Burn of second degree of multiple sites of wrist and hand
  - 7th T23.291 Burn of second degree of multiple sites of right wrist and hand POA
  - 7th T23.292 Burn of second degree of multiple sites of left wrist and hand POA
  - 7th T23.299 Burn of second degree of multiple sites of unspecified wrist and hand POA

5th T23.3 Burn of third degree of wrist and hand

Use additional external cause code to identify the source, place and intent of the burn (X00-X19, X75-X77, X96-X98, Y92)

6th T23.30 Burn of third degree of hand, unspecified site

7th T23.301 Burn of third degree of right hand, unspecified site CC POA HAC CC/MCC Exc

AHA: Q1 2015

7th T23.302 Burn of third degree of left hand, unspecified site CC POA HAC CC/MCC Exc

AHA: Q2 2016

7th T23.309 Burn of third degree of unspecified hand, unspecified site CC POA HAC CC/MCC Exc

6th T23.31 Burn of third degree of thumb (nail)

7th T23.311 Burn of third degree of right thumb (nail) CC POA HAC CC/MCC Exc

7th T23.312 Burn of third degree of left thumb (nail) CC POA HAC CC/MCC Exc

7th T23.319 Burn of third degree of unspecified thumb (nail) CC POA HAC CC/MCC Exc

6th T23.32 Burn of third degree of single finger (nail) except thumb

7th T23.321 Burn of third degree of single right finger (nail) except thumb CC POA HAC CC/MCC Exc

7th T23.322 Burn of third degree of single left finger (nail) except thumb CC POA HAC CC/MCC Exc

7th T23.329 Burn of third degree of unspecified single finger (nail) except thumb CC POA HAC CC/MCC Exc

6th T23.33 Burn of third degree of multiple fingers (nail), not including thumb

7th T23.331 Burn of third degree of multiple right fingers (nail), not including thumb CC POA HAC CC/MCC Exc

7th T23.332 Burn of third degree of multiple left fingers (nail), not including thumb CC POA HAC CC/MCC Exc

7th T23.339 Burn of third degree of unspecified multiple fingers (nail), not including thumb CC POA HAC CC/MCC Exc

6th T23.34 Burn of third degree of multiple fingers (nail), including thumb

7th T23.341 Burn of third degree of multiple right fingers (nail), including thumb CC POA HAC CC/MCC Exc

7th T23.342 Burn of third degree of multiple left fingers (nail), including thumb CC POA HAC CC/MCC Exc

7th T23.349 Burn of third degree of unspecified multiple fingers (nail), including thumb CC POA HAC CC/MCC Exc

- 6th T23.35 Burn of third degree of palm
  - 7th T23.351 Burn of third degree of right palm CC POA HAC CC/MCC Exc
  - 7th T23.352 Burn of third degree of left palm CC POA HAC CC/MCC Exc
  - 7th T23.359 Burn of third degree of unspecified palm CC POA HAC CC/MCC Exc
- 6th T23.36 Burn of third degree of back of hand
  - 7th T23.361 Burn of third degree of back of right hand CC POA HAC CC/MCC Exc
  - 7th T23.362 Burn of third degree of back of left hand CC POA HAC CC/MCC Exc
  - 7th T23.369 Burn of third degree of back of unspecified hand CC POA HAC CC/MCC Exc
- 6th T23.37 Burn of third degree of wrist
  - 7th T23.371 Burn of third degree of right wrist CC POA HAC CC/MCC Exc
  - 7th T23.372 Burn of third degree of left wrist CC POA HAC CC/MCC Exc
  - 7th T23.379 Burn of third degree of unspecified wrist CC POA HAC CC/MCC Exc
- 6th T23.39 Burn of third degree of multiple sites of wrist and hand
  - 7th T23.391 Burn of third degree of multiple sites of right wrist and hand CC POA HAC CC/MCC Exc
  - 7th T23.392 Burn of third degree of multiple sites of left wrist and hand CC POA HAC CC/MCC Exc
  - 7th T23.399 Burn of third degree of multiple sites of unspecified wrist and hand CC POA HAC CC/MCC Exc

5th T23.4 Corrosion of unspecified degree of wrist and hand

Code first (T51-T65) to identify chemical and intent

Use additional external cause code to identify place (Y92)

6th T23.40 Corrosion of unspecified degree of hand, unspecified site

7th T23.401 Corrosion of unspecified degree of right hand, unspecified site POA

7th T23.402 Corrosion of unspecified degree of left hand, unspecified site POA

7th T23.409 Corrosion of unspecified degree of unspecified hand, unspecified site POA

6th T23.41 Corrosion of unspecified degree of thumb (nail)

7th T23.411 Corrosion of unspecified degree of right thumb (nail) POA

7th T23.412 Corrosion of unspecified degree of left thumb (nail) POA

7th T23.419 Corrosion of unspecified degree of unspecified thumb (nail) POA

6th T23.42 Corrosion of unspecified degree of single finger (nail) except thumb

7th T23.421 Corrosion of unspecified degree of single right finger (nail) except thumb POA

7th T23.422 Corrosion of unspecified degree of single left finger (nail) except thumb POA

7th T23.429 Corrosion of unspecified degree of unspecified single finger (nail) except thumb POA

6th T23.43 Corrosion of unspecified degree of multiple fingers (nail), not including thumb

7th T23.431 Corrosion of unspecified degree of multiple right fingers (nail), not including thumb POA

7th T23.432 Corrosion of unspecified degree of multiple left fingers (nail), not including thumb POA

7th T23.439 Corrosion of unspecified degree of unspecified multiple fingers (nail), not including thumb POA

6th T23.44 Corrosion of unspecified degree of multiple fingers (nail), including thumb

7th T23.441 Corrosion of unspecified degree of multiple right fingers (nail), including thumb POA

7th T23.442 Corrosion of unspecified degree of multiple left fingers (nail), including thumb POA

7th T23.449 Corrosion of unspecified degree of unspecified multiple fingers (nail), including thumb POA

- 6th T23.45 Corrosion of unspecified degree of palm
  - 7th T23.451 Corrosion of unspecified degree of right palm POA
  - 7th T23.452 Corrosion of unspecified degree of left palm POA
  - 7th T23.459 Corrosion of unspecified degree of unspecified palm POA
- 6th T23.46 Corrosion of unspecified degree of back of hand
  - 7th T23.461 Corrosion of unspecified degree of back of right hand POA
  - 7th T23.462 Corrosion of unspecified degree of back of left hand POA
  - 7th T23.469 Corrosion of unspecified degree of back of unspecified hand POA
- 6th T23.47 Corrosion of unspecified degree of wrist
  - 7th T23.471 Corrosion of unspecified degree of right wrist POA
  - 7th T23.472 Corrosion of unspecified degree of left wrist POA
  - 7th T23.479 Corrosion of unspecified degree of unspecified wrist POA
- 6th T23.49 Corrosion of unspecified degree of multiple sites of wrist and hand
  - 7th T23.491 Corrosion of unspecified degree of multiple sites of right wrist and hand POA
  - 7th T23.492 Corrosion of unspecified degree of multiple sites of left wrist and hand POA
  - 7th T23.499 Corrosion of unspecified degree of multiple sites of unspecified wrist and hand POA

- 5th T23.5 Corrosion of first degree of wrist and hand
  - **Code first** (T51-T65) to identify chemical and intent
  - **Use additional** external cause code to identify place (Y92)
  - 6th T23.50 Corrosion of first degree of hand, unspecified site
    - 7th T23.501 Corrosion of first degree of right hand, unspecified site POA
    - 7th T23.502 Corrosion of first degree of left hand, unspecified site POA
    - 7th T23.509 Corrosion of first degree of unspecified hand, unspecified site POA
  - 6th T23.51 Corrosion of first degree of thumb (nail)
    - 7th T23.511 Corrosion of first degree of right thumb (nail) POA
    - 7th T23.512 Corrosion of first degree of left thumb (nail) POA
    - 7th T23.519 Corrosion of first degree of unspecified thumb (nail) POA
  - 6th T23.52 Corrosion of first degree of single finger (nail) except thumb
    - 7th T23.521 Corrosion of first degree of single right finger (nail) except thumb POA
    - 7th T23.522 Corrosion of first degree of single left finger (nail) except thumb POA
    - 7th T23.529 Corrosion of first degree of unspecified single finger (nail) except thumb POA
  - 6th T23.53 Corrosion of first degree of multiple fingers (nail), not including thumb
    - 7th T23.531 Corrosion of first degree of multiple right fingers (nail), not including thumb POA
    - 7th T23.532 Corrosion of first degree of multiple left fingers (nail), not including thumb POA
    - 7th T23.539 Corrosion of first degree of unspecified multiple fingers (nail), not including thumb POA
  - 6th T23.54 Corrosion of first degree of multiple fingers (nail), including thumb
    - 7th T23.541 Corrosion of first degree of multiple right fingers (nail), including thumb POA
    - 7th T23.542 Corrosion of first degree of multiple left fingers (nail), including thumb POA
    - 7th T23.549 Corrosion of first degree of unspecified multiple fingers (nail), including thumb POA

- 6th T23.55 Corrosion of first degree of palm
  - 7th T23.551 Corrosion of first degree of right palm POA
  - 7th T23.552 Corrosion of first degree of left palm POA
  - 7th T23.559 Corrosion of first degree of unspecified palm POA
- 6th T23.56 Corrosion of first degree of back of hand
  - 7th T23.561 Corrosion of first degree of back of right hand POA
  - 7th T23.562 Corrosion of first degree of back of left hand POA
  - 7th T23.569 Corrosion of first degree of back of unspecified hand POA
- 6th T23.57 Corrosion of first degree of wrist
  - 7th T23.571 Corrosion of first degree of right wrist POA
  - 7th T23.572 Corrosion of first degree of left wrist POA
  - 7th T23.579 Corrosion of first degree of unspecified wrist POA
- 6th T23.59 Corrosion of first degree of multiple sites of wrist and hand
  - 7th T23.591 Corrosion of first degree of multiple sites of right wrist and hand POA
  - 7th T23.592 Corrosion of first degree of multiple sites of left wrist and hand POA
  - 7th T23.599 Corrosion of first degree of multiple sites of unspecified wrist and hand POA

5th T23.6 Corrosion of second degree of wrist and hand

Code first (T51-T65) to identify chemical and intent

Use additional external cause code to identify place (Y92)

6th T23.60 Corrosion of second degree of hand, unspecified site

7th T23.601 Corrosion of second degree of right hand, unspecified site POA

7th T23.602 Corrosion of second degree of left hand, unspecified site POA

7th T23.609 Corrosion of second degree of unspecified hand, unspecified site POA

6th T23.61 Corrosion of second degree of thumb (nail)

7th T23.611 Corrosion of second degree of right thumb (nail) POA

7th T23.612 Corrosion of second degree of left thumb (nail) POA

7th T23.619 Corrosion of second degree of unspecified thumb (nail) POA

6th T23.62 Corrosion of second degree of single finger (nail) except thumb

7th T23.621 Corrosion of second degree of single right finger (nail) except thumb POA

7th T23.622 Corrosion of second degree of single left finger (nail) except thumb POA

7th T23.629 Corrosion of second degree of unspecified single finger (nail) except thumb POA

6th T23.63 Corrosion of second degree of multiple fingers (nail), not including thumb

7th T23.631 Corrosion of second degree of multiple right fingers (nail), not including thumb POA

7th T23.632 Corrosion of second degree of multiple left fingers (nail), not including thumb POA

7th T23.639 Corrosion of second degree of unspecified multiple fingers (nail), not including thumb POA

6th T23.64 Corrosion of second degree of multiple fingers (nail), including thumb

7th T23.641 Corrosion of second degree of multiple right fingers (nail), including thumb POA

7th T23.642 Corrosion of second degree of multiple left fingers (nail), including thumb POA

7th T23.649 Corrosion of second degree of unspecified multiple fingers (nail), including thumb POA

- 6th T23.65 Corrosion of second degree of palm
  - 7th T23.651 Corrosion of second degree of right palm POA
  - 7th T23.652 Corrosion of second degree of left palm POA
  - 7th T23.659 Corrosion of second degree of unspecified palm POA
- 6th T23.66 Corrosion of second degree of back of hand
  - 7th T23.661 Corrosion of second degree back of right hand POA
  - 7th T23.662 Corrosion of second degree back of left hand POA
  - 7th T23.669 Corrosion of second degree back of unspecified hand POA
- 6th T23.67 Corrosion of second degree of wrist
  - 7th T23.671 Corrosion of second degree of right wrist POA
  - 7th T23.672 Corrosion of second degree of left wrist POA
  - 7th T23.679 Corrosion of second degree of unspecified wrist POA
- 6th T23.69 Corrosion of second degree of multiple sites of wrist and hand
  - 7th T23.691 Corrosion of second degree of multiple sites of right wrist and hand POA
  - 7th T23.692 Corrosion of second degree of multiple sites of left wrist and hand POA
  - 7th T23.699 Corrosion of second degree of multiple sites of unspecified wrist and hand POA

5th T23.7 Corrosion of third degree of wrist and hand

Code first (T51-T65) to identify chemical and intent

Use additional external cause code to identify place (Y92)

6th T23.70 Corrosion of third degree of hand, unspecified site

7th T23.701 Corrosion of third degree of right hand, unspecified site CC POA HAC CC/MCC Exc

7th T23.702 Corrosion of third degree of left hand, unspecified site CC POA HAC CC/MCC Exc

7th T23.709 Corrosion of third degree of unspecified hand, unspecified site CC POA HAC CC/MCC Exc

6th T23.71 Corrosion of third degree of thumb (nail)

7th T23.711 Corrosion of third degree of right thumb (nail) CC POA HAC CC/MCC Exc

7th T23.712 Corrosion of third degree of left thumb (nail) CC POA HAC CC/MCC Exc

7th T23.719 Corrosion of third degree of unspecified thumb (nail) CC POA HAC CC/MCC Exc

6th T23.72 Corrosion of third degree of single finger (nail) except thumb

7th T23.721 Corrosion of third degree of single right finger (nail) except thumb CC POA HAC CC/MCC Exc

7th T23.722 Corrosion of third degree of single left finger (nail) except thumb CC POA HAC CC/MCC Exc

7th T23.729 Corrosion of third degree of unspecified single finger (nail) except thumb CC POA HAC CC/MCC Exc

6th T23.73 Corrosion of third degree of multiple fingers (nail), not including thumb

7th T23.731 Corrosion of third degree of multiple right fingers (nail), not including thumb CC POA HAC CC/MCC Exc

7th T23.732 Corrosion of third degree of multiple left fingers (nail), not including thumb CC POA HAC CC/MCC Exc

7th T23.739 Corrosion of third degree of unspecified multiple fingers (nail), not including thumb CC POA HAC CC/MCC Exc

6th T23.74 Corrosion of third degree of multiple fingers (nail), including thumb

7th T23.741 Corrosion of third degree of multiple right fingers (nail), including thumb CC POA HAC CC/MCC Exc

7th T23.742 Corrosion of third degree of multiple left fingers (nail), including thumb CC POA HAC CC/MCC Exc

7th T23.749 Corrosion of third degree of unspecified multiple fingers (nail), including thumb CC POA HAC CC/MCC Exc

6th T23.75 Corrosion of third degree of palm
- 7th T23.751 Corrosion of third degree of right palm CC POA HAC CC/MCC Exc
- 7th T23.752 Corrosion of third degree of left palm CC POA HAC CC/MCC Exc
- 7th T23.759 Corrosion of third degree of unspecified palm CC POA HAC CC/MCC Exc

6th T23.76 Corrosion of third degree of back of hand
- 7th T23.761 Corrosion of third degree of back of right hand CC POA HAC CC/MCC Exc
- 7th T23.762 Corrosion of third degree of back of left hand CC POA HAC CC/MCC Exc
- 7th T23.769 Corrosion of third degree back of unspecified hand CC POA HAC CC/MCC Exc

6th T23.77 Corrosion of third degree of wrist
- 7th T23.771 Corrosion of third degree of right wrist CC POA HAC CC/MCC Exc
- 7th T23.772 Corrosion of third degree of left wrist CC POA HAC CC/MCC Exc
- 7th T23.779 Corrosion of third degree of unspecified wrist CC POA HAC CC/MCC Exc

6th T23.79 Corrosion of third degree of multiple sites of wrist and hand
- 7th T23.791 Corrosion of third degree of multiple sites of right wrist and hand CC POA HAC CC/MCC Exc
- 7th T23.792 Corrosion of third degree of multiple sites of left wrist and hand CC POA HAC CC/MCC Exc
- 7th T23.799 Corrosion of third degree of multiple sites of unspecified wrist and hand CC POA HAC CC/MCC Exc

4th T24 Burn and corrosion of lower limb, except ankle and foot

See Official Guidelines, "Coding of Burns and Corrosions" I.C.19.d

EXCLUDES2 *burn and corrosion of ankle and foot (T25.-)*

burn and corrosion of hip region (T21.-)

The appropriate 7th character is to be added to each code from category T24

A = initial encounter

D = subsequent encounter

S = sequela

5th T24.0 Burn of unspecified degree of lower limb, except ankle and foot

Use additional external cause code to identify the source, place and intent of the burn (X00-X19, X75-X77, X96-X98, Y92)

6th T24.00 Burn of unspecified degree of unspecified site of lower limb, except ankle and foot

7th T24.001 Burn of unspecified degree of unspecified site of right lower limb, except ankle and foot POA

7th T24.002 Burn of unspecified degree of unspecified site of left lower limb, except ankle and foot POA

7th T24.009 Burn of unspecified degree of unspecified site of unspecified lower limb, except ankle and foot POA

6th T24.01 Burn of unspecified degree of thigh

7th T24.011 Burn of unspecified degree of right thigh POA

7th T24.012 Burn of unspecified degree of left thigh POA

7th T24.019 Burn of unspecified degree of unspecified thigh POA

6th T24.02 Burn of unspecified degree of knee

7th T24.021 Burn of unspecified degree of right knee POA

7th T24.022 Burn of unspecified degree of left knee POA

7th T24.029 Burn of unspecified degree of unspecified knee POA

6th T24.03 Burn of unspecified degree of lower leg

7th T24.031 Burn of unspecified degree of right lower leg POA

7th T24.032 Burn of unspecified degree of left lower leg POA

7th T24.039 Burn of unspecified degree of unspecified lower leg POA

6th T24.09 Burn of unspecified degree of multiple sites of lower limb, except ankle and foot

7th T24.091 Burn of unspecified degree of multiple sites of right lower limb, except ankle and foot POA

7th T24.092 Burn of unspecified degree of multiple sites of left lower limb, except ankle and foot POA

7th T24.099 Burn of unspecified degree of multiple sites of unspecified lower limb, except ankle and foot POA

5th T24.1 Burn of first degree of lower limb, except ankle and foot

Use additional external cause code to identify the source, place and intent of the burn (X00-X19, X75-X77, X96-X98, Y92)

6th T24.10 Burn of first degree of unspecified site of lower limb, except ankle and foot

7th T24.101 Burn of first degree of unspecified site of right lower limb, except ankle and foot POA

7th T24.102 Burn of first degree of unspecified site of left lower limb, except ankle and foot POA

7th T24.109 Burn of first degree of unspecified site of unspecified lower limb, except ankle and foot POA

6th T24.11 Burn of first degree of thigh

7th T24.111 Burn of first degree of right thigh POA

7th T24.112 Burn of first degree of left thigh POA

7th T24.119 Burn of first degree of unspecified thigh POA

6th T24.12 Burn of first degree of knee

7th T24.121 Burn of first degree of right knee POA

7th T24.122 Burn of first degree of left knee POA

7th T24.129 Burn of first degree of unspecified knee POA

6th T24.13 Burn of first degree of lower leg

7th T24.131 Burn of first degree of right lower leg POA

7th T24.132 Burn of first degree of left lower leg POA

7th T24.139 Burn of first degree of unspecified lower leg POA

6th T24.19 Burn of first degree of multiple sites of lower limb, except ankle and foot

7th T24.191 Burn of first degree of multiple sites of right lower limb, except ankle and foot POA

7th T24.192 Burn of first degree of multiple sites of left lower limb, except ankle and foot POA

7th T24.199 Burn of first degree of multiple sites of unspecified lower limb, except ankle and foot POA

5th T24.2 Burn of second degree of lower limb, except ankle and foot

Use additional external cause code to identify the source, place and intent of the burn (X00-X19, X75-X77, X96-X98, Y92)

6th T24.20 Burn of second degree of unspecified site of lower limb, except ankle and foot

7th T24.201 Burn of second degree of unspecified site of right lower limb, except ankle and foot POA

7th T24.202 Burn of second degree of unspecified site of left lower limb, except ankle and foot POA

7th T24.209 Burn of second degree of unspecified site of unspecified lower limb, except ankle and foot POA

6th T24.21 Burn of second degree of thigh

7th T24.211 Burn of second degree of right thigh POA

7th T24.212 Burn of second degree of left thigh POA

7th T24.219 Burn of second degree of unspecified thigh POA

6th T24.22 Burn of second degree of knee

7th T24.221 Burn of second degree of right knee POA

7th T24.222 Burn of second degree of left knee POA

7th T24.229 Burn of second degree of unspecified knee POA

6th T24.23 Burn of second degree of lower leg

7th T24.231 Burn of second degree of right lower leg POA

7th T24.232 Burn of second degree of left lower leg POA

7th T24.239 Burn of second degree of unspecified lower leg POA

6th T24.29 Burn of second degree of multiple sites of lower limb, except ankle and foot

7th T24.291 Burn of second degree of multiple sites of right lower limb, except ankle and foot POA

7th T24.292 Burn of second degree of multiple sites of left lower limb, except ankle and foot POA

7th T24.299 Burn of second degree of multiple sites of unspecified lower limb, except ankle and foot POA

5th T24.3 Burn of third degree of lower limb, except ankle and foot

Use additional external cause code to identify the source, place and intent of the burn (X00-X19, X75-X77, X96-X98, Y92)

6th T24.30 Burn of third degree of unspecified site of lower limb, except ankle and foot

7th T24.301 Burn of third degree of unspecified site of right lower limb, except ankle and foot CC POA HAC CC/MCC Exc

7th T24.302 Burn of third degree of unspecified site of left lower limb, except ankle and foot CC POA HAC CC/MCC Exc

7th T24.309 Burn of third degree of unspecified site of unspecified lower limb, except ankle and foot CC POA HAC CC/MCC Exc

6th T24.31 Burn of third degree of thigh

7th T24.311 Burn of third degree of right thigh CC POA HAC CC/MCC Exc

See Official Guidelines, "Burns of the same anatomic site" I.C.19.d.2

AHA: Q4 2018

7th T24.312 Burn of third degree of left thigh CC POA HAC CC/MCC Exc

7th T24.319 Burn of third degree of unspecified thigh CC POA HAC CC/MCC Exc

6th T24.32 Burn of third degree of knee

7th T24.321 Burn of third degree of right knee CC POA HAC CC/MCC Exc

7th T24.322 Burn of third degree of left knee CC POA HAC CC/MCC Exc

7th T24.329 Burn of third degree of unspecified knee CC POA HAC CC/MCC Exc

6th T24.33 Burn of third degree of lower leg

7th T24.331 Burn of third degree of right lower leg CC POA HAC CC/MCC Exc

7th T24.332 Burn of third degree of left lower leg CC POA HAC CC/MCC Exc

7th T24.339 Burn of third degree of unspecified lower leg CC POA HAC CC/MCC Exc

6th T24.39 Burn of third degree of multiple sites of lower limb, except ankle and foot

7th T24.391 Burn of third degree of multiple sites of right lower limb, except ankle and foot CC POA HAC CC/MCC Exc

AHA: Q2 2016

7th T24.392 Burn of third degree of multiple sites of left lower limb, except ankle and foot CC POA HAC CC/MCC Exc

AHA: Q2 2016

7th T24.399 Burn of third degree of multiple sites of unspecified lower limb, except ankle and foot CC POA HAC CC/MCC Exc

5th T24.4 Corrosion of unspecified degree of lower limb, except ankle and foot

Code first (T51-T65) to identify chemical and intent

Use additional external cause code to identify place (Y92)

6th T24.40 Corrosion of unspecified degree of unspecified site of lower limb, except ankle and foot

7th T24.401 Corrosion of unspecified degree of unspecified site of right lower limb, except ankle and foot POA

7th T24.402 Corrosion of unspecified degree of unspecified site of left lower limb, except ankle and foot POA

7th T24.409 Corrosion of unspecified degree of unspecified site of unspecified lower limb, except ankle and foot POA

6th T24.41 Corrosion of unspecified degree of thigh

7th T24.411 Corrosion of unspecified degree of right thigh POA

7th T24.412 Corrosion of unspecified degree of left thigh POA

7th T24.419 Corrosion of unspecified degree of unspecified thigh POA

6th T24.42 Corrosion of unspecified degree of knee

7th T24.421 Corrosion of unspecified degree of right knee POA

7th T24.422 Corrosion of unspecified degree of left knee POA

7th T24.429 Corrosion of unspecified degree of unspecified knee POA

6th T24.43 Corrosion of unspecified degree of lower leg

7th T24.431 Corrosion of unspecified degree of right lower leg POA

7th T24.432 Corrosion of unspecified degree of left lower leg POA

7th T24.439 Corrosion of unspecified degree of unspecified lower leg POA

6th T24.49 Corrosion of unspecified degree of multiple sites of lower limb, except ankle and foot

7th T24.491 Corrosion of unspecified degree of multiple sites of right lower limb, except ankle and foot POA

7th T24.492 Corrosion of unspecified degree of multiple sites of left lower limb, except ankle and foot POA

7th T24.499 Corrosion of unspecified degree of multiple sites of unspecified lower limb, except ankle and foot POA

- 5th T24.5 Corrosion of first degree of lower limb, except ankle and foot
  - **Code first** (T51-T65) to identify chemical and intent
  - **Use additional** external cause code to identify place (Y92)
  - 6th T24.50 Corrosion of first degree of unspecified site of lower limb, except ankle and foot
    - 7th T24.501 Corrosion of first degree of unspecified site of right lower limb, except ankle and foot POA
    - 7th T24.502 Corrosion of first degree of unspecified site of left lower limb, except ankle and foot POA
    - 7th T24.509 Corrosion of first degree of unspecified site of unspecified lower limb, except ankle and foot POA
  - 6th T24.51 Corrosion of first degree of thigh
    - 7th T24.511 Corrosion of first degree of right thigh POA
    - 7th T24.512 Corrosion of first degree of left thigh POA
    - 7th T24.519 Corrosion of first degree of unspecified thigh POA
  - 6th T24.52 Corrosion of first degree of knee
    - 7th T24.521 Corrosion of first degree of right knee POA
    - 7th T24.522 Corrosion of first degree of left knee POA
    - 7th T24.529 Corrosion of first degree of unspecified knee POA
  - 6th T24.53 Corrosion of first degree of lower leg
    - 7th T24.531 Corrosion of first degree of right lower leg POA
    - 7th T24.532 Corrosion of first degree of left lower leg POA
    - 7th T24.539 Corrosion of first degree of unspecified lower leg POA
  - 6th T24.59 Corrosion of first degree of multiple sites of lower limb, except ankle and foot
    - 7th T24.591 Corrosion of first degree of multiple sites of right lower limb, except ankle and foot POA
    - 7th T24.592 Corrosion of first degree of multiple sites of left lower limb, except ankle and foot POA
    - 7th T24.599 Corrosion of first degree of multiple sites of unspecified lower limb, except ankle and foot POA

5th T24.6 Corrosion of second degree of lower limb, except ankle and foot

Code first (T51-T65) to identify chemical and intent

Use additional external cause code to identify place (Y92)

6th T24.60 Corrosion of second degree of unspecified site of lower limb, except ankle and foot

7th T24.601 Corrosion of second degree of unspecified site of right lower limb, except ankle and foot POA

7th T24.602 Corrosion of second degree of unspecified site of left lower limb, except ankle and foot POA

7th T24.609 Corrosion of second degree of unspecified site of unspecified lower limb, except ankle and foot POA

6th T24.61 Corrosion of second degree of thigh

7th T24.611 Corrosion of second degree of right thigh POA

7th T24.612 Corrosion of second degree of left thigh POA

7th T24.619 Corrosion of second degree of unspecified thigh POA

6th T24.62 Corrosion of second degree of knee

7th T24.621 Corrosion of second degree of right knee POA

7th T24.622 Corrosion of second degree of left knee POA

7th T24.629 Corrosion of second degree of unspecified knee POA

6th T24.63 Corrosion of second degree of lower leg

7th T24.631 Corrosion of second degree of right lower leg POA

7th T24.632 Corrosion of second degree of left lower leg POA

7th T24.639 Corrosion of second degree of unspecified lower leg POA

6th T24.69 Corrosion of second degree of multiple sites of lower limb, except ankle and foot

7th T24.691 Corrosion of second degree of multiple sites of right lower limb, except ankle and foot POA

7th T24.692 Corrosion of second degree of multiple sites of left lower limb, except ankle and foot POA

7th T24.699 Corrosion of second degree of multiple sites of unspecified lower limb, except ankle and foot POA

5th T24.7 Corrosion of third degree of lower limb, except ankle and foot

Code first (T51-T65) to identify chemical and intent

Use additional external cause code to identify place (Y92)

6th T24.70 Corrosion of third degree of unspecified site of lower limb, except ankle and foot

7th T24.701 Corrosion of third degree of unspecified site of right lower limb, except ankle and foot CC POA HAC CC/MCC Exc

7th T24.702 Corrosion of third degree of unspecified site of left lower limb, except ankle and foot CC POA HAC CC/MCC Exc

7th T24.709 Corrosion of third degree of unspecified site of unspecified lower limb, except ankle and foot CC POA HAC CC/MCC Exc

6th T24.71 Corrosion of third degree of thigh

7th T24.711 Corrosion of third degree of right thigh CC POA HAC CC/MCC Exc

7th T24.712 Corrosion of third degree of left thigh CC POA HAC CC/MCC Exc

7th T24.719 Corrosion of third degree of unspecified thigh CC POA HAC CC/MCC Exc

6th T24.72 Corrosion of third degree of knee

7th T24.721 Corrosion of third degree of right knee CC POA HAC CC/MCC Exc

7th T24.722 Corrosion of third degree of left knee CC POA HAC CC/MCC Exc

7th T24.729 Corrosion of third degree of unspecified knee CC POA HAC CC/MCC Exc

6th T24.73 Corrosion of third degree of lower leg

7th T24.731 Corrosion of third degree of right lower leg CC POA HAC CC/MCC Exc

7th T24.732 Corrosion of third degree of left lower leg CC POA HAC CC/MCC Exc

7th T24.739 Corrosion of third degree of unspecified lower leg CC POA HAC CC/MCC Exc

6th T24.79 Corrosion of third degree of multiple sites of lower limb, except ankle and foot

7th T24.791 Corrosion of third degree of multiple sites of right lower limb, except ankle and foot CC POA HAC CC/MCC Exc

7th T24.792 Corrosion of third degree of multiple sites of left lower limb, except ankle and foot CC POA HAC CC/MCC Exc

7th T24.799 Corrosion of third degree of multiple sites of unspecified lower limb, except ankle and foot CC POA HAC CC/MCC Exc

4th T25 Burn and corrosion of ankle and foot

See Official Guidelines, "Coding of Burns and Corrosions" I.C.19.d

The appropriate 7th character is to be added to each code from category T25

A = initial encounter

D = subsequent encounter

S = sequela

5th T25.0 Burn of unspecified degree of ankle and foot

Use additional external cause code to identify the source, place and intent of the burn (X00-X19, X75-X77, X96-X98, Y92)

6th T25.01 Burn of unspecified degree of ankle

7th T25.011 Burn of unspecified degree of right ankle POA

7th T25.012 Burn of unspecified degree of left ankle POA

7th T25.019 Burn of unspecified degree of unspecified ankle POA

6th T25.02 Burn of unspecified degree of foot

EXCLUDES2 *burn of unspecified degree of toe(s) (nail) (T25.03-)*

7th T25.021 Burn of unspecified degree of right foot POA

7th T25.022 Burn of unspecified degree of left foot POA

7th T25.029 Burn of unspecified degree of unspecified foot POA

6th T25.03 Burn of unspecified degree of toe(s) (nail)

7th T25.031 Burn of unspecified degree of right toe(s) (nail) POA

7th T25.032 Burn of unspecified degree of left toe(s) (nail) POA

7th T25.039 Burn of unspecified degree of unspecified toe(s) (nail) POA

6th T25.09 Burn of unspecified degree of multiple sites of ankle and foot

7th T25.091 Burn of unspecified degree of multiple sites of right ankle and foot POA

7th T25.092 Burn of unspecified degree of multiple sites of left ankle and foot POA

7th T25.099 Burn of unspecified degree of multiple sites of unspecified ankle and foot POA

5th T25.1 Burn of first degree of ankle and foot

Use additional external cause code to identify the source, place and intent of the burn (X00-X19, X75-X77, X96-X98, Y92)

6th T25.11 Burn of first degree of ankle

7th T25.111 Burn of first degree of right ankle POA

7th T25.112 Burn of first degree of left ankle POA

7th T25.119 Burn of first degree of unspecified ankle POA

6th T25.12 Burn of first degree of foot

EXCLUDES2 *burn of first degree of toe(s) (nail) (T25.13-)*

7th T25.121 Burn of first degree of right foot POA

7th T25.122 Burn of first degree of left foot POA

7th T25.129 Burn of first degree of unspecified foot POA

6th T25.13 Burn of first degree of toe(s) (nail)

7th T25.131 Burn of first degree of right toe(s) (nail) POA

7th T25.132 Burn of first degree of left toe(s) (nail) POA

7th T25.139 Burn of first degree of unspecified toe(s) (nail) POA

6th T25.19 Burn of first degree of multiple sites of ankle and foot

7th T25.191 Burn of first degree of multiple sites of right ankle and foot POA

7th T25.192 Burn of first degree of multiple sites of left ankle and foot POA

7th T25.199 Burn of first degree of multiple sites of unspecified ankle and foot POA

5th T25.2 Burn of second degree of ankle and foot

Use additional external cause code to identify the source, place and intent of the burn (X00-X19, X75-X77, X96-X98, Y92)

6th T25.21 Burn of second degree of ankle

7th T25.211 Burn of second degree of right ankle POA

7th T25.212 Burn of second degree of left ankle POA

7th T25.219 Burn of second degree of unspecified ankle POA

6th T25.22 Burn of second degree of foot

EXCLUDES2 *burn of second degree of toe(s) (nail) (T25.23-)*

7th T25.221 Burn of second degree of right foot POA

7th T25.222 Burn of second degree of left foot POA

7th T25.229 Burn of second degree of unspecified foot POA

6th T25.23 Burn of second degree of toe(s) (nail)

7th T25.231 Burn of second degree of right toe(s) (nail) POA

7th T25.232 Burn of second degree of left toe(s) (nail) POA

7th T25.239 Burn of second degree of unspecified toe(s) (nail) POA

6th T25.29 Burn of second degree of multiple sites of ankle and foot

7th T25.291 Burn of second degree of multiple sites of right ankle and foot POA

7th T25.292 Burn of second degree of multiple sites of left ankle and foot POA

7th T25.299 Burn of second degree of multiple sites of unspecified ankle and foot POA

5th T25.3 Burn of third degree of ankle and foot

Use additional external cause code to identify the source, place and intent of the burn (X00-X19, X75-X77, X96-X98, Y92)

6th T25.31 Burn of third degree of ankle

7th T25.311 Burn of third degree of right ankle CC POA HAC CC/MCC Exc

7th T25.312 Burn of third degree of left ankle CC POA HAC CC/MCC Exc

7th T25.319 Burn of third degree of unspecified ankle CC POA HAC CC/MCC Exc

6th T25.32 Burn of third degree of foot

EXCLUDES2 *burn of third degree of toe(s) (nail) (T25.33-)*

7th T25.321 Burn of third degree of right foot CC POA HAC CC/MCC Exc

7th T25.322 Burn of third degree of left foot CC POA HAC CC/MCC Exc

7th T25.329 Burn of third degree of unspecified foot CC POA HAC CC/MCC Exc

6th T25.33 Burn of third degree of toe(s) (nail)

7th T25.331 Burn of third degree of right toe(s) (nail) CC POA HAC CC/MCC Exc

7th T25.332 Burn of third degree of left toe(s) (nail) CC POA HAC CC/MCC Exc

7th T25.339 Burn of third degree of unspecified toe(s) (nail) CC POA HAC CC/MCC Exc

6th T25.39 Burn of third degree of multiple sites of ankle and foot

7th T25.391 Burn of third degree of multiple sites of right ankle and foot CC POA HAC CC/MCC Exc

7th T25.392 Burn of third degree of multiple sites of left ankle and foot CC POA HAC CC/MCC Exc

7th T25.399 Burn of third degree of multiple sites of unspecified ankle and foot CC POA HAC CC/MCC Exc

5th T25.4 Corrosion of unspecified degree of ankle and foot

Code first (T51-T65) to identify chemical and intent

Use additional external cause code to identify place (Y92)

6th T25.41 Corrosion of unspecified degree of ankle

7th T25.411 Corrosion of unspecified degree of right ankle POA

7th T25.412 Corrosion of unspecified degree of left ankle POA

7th T25.419 Corrosion of unspecified degree of unspecified ankle POA

6th T25.42 Corrosion of unspecified degree of foot

EXCLUDES2 *corrosion of unspecified degree of toe(s) (nail) (T25.43-)*

7th T25.421 Corrosion of unspecified degree of right foot POA

7th T25.422 Corrosion of unspecified degree of left foot POA

7th T25.429 Corrosion of unspecified degree of unspecified foot POA

6th T25.43 Corrosion of unspecified degree of toe(s) (nail)

7th T25.431 Corrosion of unspecified degree of right toe(s) (nail) POA

7th T25.432 Corrosion of unspecified degree of left toe(s) (nail) POA

7th T25.439 Corrosion of unspecified degree of unspecified toe(s) (nail) POA

6th T25.49 Corrosion of unspecified degree of multiple sites of ankle and foot

7th T25.491 Corrosion of unspecified degree of multiple sites of right ankle and foot POA

7th T25.492 Corrosion of unspecified degree of multiple sites of left ankle and foot POA

7th T25.499 Corrosion of unspecified degree of multiple sites of unspecified ankle and foot POA

5th T25.5 Corrosion of first degree of ankle and foot

Code first (T51-T65) to identify chemical and intent

Use additional external cause code to identify place (Y92)

6th T25.51 Corrosion of first degree of ankle

7th T25.511 Corrosion of first degree of right ankle POA

7th T25.512 Corrosion of first degree of left ankle POA

7th T25.519 Corrosion of first degree of unspecified ankle POA

6th T25.52 Corrosion of first degree of foot

EXCLUDES2 *corrosion of first degree of toe(s) (nail) (T25.53-)*

7th T25.521 Corrosion of first degree of right foot POA

7th T25.522 Corrosion of first degree of left foot POA

7th T25.529 Corrosion of first degree of unspecified foot POA

6th T25.53 Corrosion of first degree of toe(s) (nail)

7th T25.531 Corrosion of first degree of right toe(s) (nail) POA

7th T25.532 Corrosion of first degree of left toe(s) (nail) POA

7th T25.539 Corrosion of first degree of unspecified toe(s) (nail) POA

6th T25.59 Corrosion of first degree of multiple sites of ankle and foot

7th T25.591 Corrosion of first degree of multiple sites of right ankle and foot POA

7th T25.592 Corrosion of first degree of multiple sites of left ankle and foot POA

7th T25.599 Corrosion of first degree of multiple sites of unspecified ankle and foot POA

5th T25.6 Corrosion of second degree of ankle and foot

Code first (T51-T65) to identify chemical and intent

Use additional external cause code to identify place (Y92)

6th T25.61 Corrosion of second degree of ankle

7th T25.611 Corrosion of second degree of right ankle POA

7th T25.612 Corrosion of second degree of left ankle POA

7th T25.619 Corrosion of second degree of unspecified ankle POA

6th T25.62 Corrosion of second degree of foot

EXCLUDES2 *corrosion of second degree of toe(s) (nail) (T25.63-)*

7th T25.621 Corrosion of second degree of right foot POA

7th T25.622 Corrosion of second degree of left foot POA

7th T25.629 Corrosion of second degree of unspecified foot POA

6th T25.63 Corrosion of second degree of toe(s) (nail)

7th T25.631 Corrosion of second degree of right toe(s) (nail) POA

7th T25.632 Corrosion of second degree of left toe(s) (nail) POA

7th T25.639 Corrosion of second degree of unspecified toe(s) (nail) POA

6th T25.69 Corrosion of second degree of multiple sites of ankle and foot

7th T25.691 Corrosion of second degree of right ankle and foot POA

7th T25.692 Corrosion of second degree of left ankle and foot POA

7th T25.699 Corrosion of second degree of unspecified ankle and foot POA

5th T25.7 Corrosion of third degree of ankle and foot

Code first (T51-T65) to identify chemical and intent

Use additional external cause code to identify place (Y92)

6th T25.71 Corrosion of third degree of ankle

7th T25.711 Corrosion of third degree of right ankle CC POA HAC CC/MCC Exc

7th T25.712 Corrosion of third degree of left ankle CC POA HAC CC/MCC Exc

7th T25.719 Corrosion of third degree of unspecified ankle CC POA HAC CC/MCC Exc

6th T25.72 Corrosion of third degree of foot

EXCLUDES2 *corrosion of third degree of toe(s) (nail) (T25.73-)*

7th T25.721 Corrosion of third degree of right foot CC POA HAC CC/MCC Exc

7th T25.722 Corrosion of third degree of left foot CC POA HAC CC/MCC Exc

7th T25.729 Corrosion of third degree of unspecified foot CC POA HAC CC/MCC Exc

6th T25.73 Corrosion of third degree of toe(s) (nail)

7th T25.731 Corrosion of third degree of right toe(s) (nail) CC POA HAC CC/MCC Exc

7th T25.732 Corrosion of third degree of left toe(s) (nail) CC POA HAC CC/MCC Exc

7th T25.739 Corrosion of third degree of unspecified toe(s) (nail) CC POA HAC CC/MCC Exc

6th T25.79 Corrosion of third degree of multiple sites of ankle and foot

7th T25.791 Corrosion of third degree of multiple sites of right ankle and foot CC POA HAC CC/MCC Exc

7th T25.792 Corrosion of third degree of multiple sites of left ankle and foot CC POA HAC CC/MCC Exc

7th T25.799 Corrosion of third degree of multiple sites of unspecified ankle and foot CC POA HAC CC/MCC Exc

Burns and corrosions confined to eye and internal organs (T26-T28)

4th T26 Burn and corrosion confined to eye and adnexa

See **Official Guidelines**, "Coding of Burns and Corrosions" I.C.19.d

The appropriate 7th character is to be added to each code from category T26

A = initial encounter

D = subsequent encounter

S = sequela

5th T26.0 Burn of eyelid and periocular area

Use additional external cause code to identify the source, place and intent of the burn (X00-X19, X75-X77, X96-X98, Y92)

x7th T26.00 Burn of unspecified eyelid and periocular area POA

x7th T26.01 Burn of right eyelid and periocular area POA

x7th T26.02 Burn of left eyelid and periocular area POA

5th T26.1 Burn of cornea and conjunctival sac

Use additional external cause code to identify the source, place and intent of the burn (X00-X19, X75-X77, X96-X98, Y92)

x7th T26.10 Burn of cornea and conjunctival sac, unspecified eye POA

x7th T26.11 Burn of cornea and conjunctival sac, right eye POA

x7th T26.12 Burn of cornea and conjunctival sac, left eye POA

5th T26.2 Burn with resulting rupture and destruction of eyeball

Use additional external cause code to identify the source, place and intent of the burn (X00-X19, X75-X77, X96-X98, Y92)

x7th T26.20 Burn with resulting rupture and destruction of unspecified eyeball CC POA HAC CC/MCC Exc

x7th T26.21 Burn with resulting rupture and destruction of right eyeball CC POA HAC CC/MCC Exc

x7th T26.22 Burn with resulting rupture and destruction of left eyeball CC POA HAC CC/MCC Exc

5th T26.3 Burns of other specified parts of eye and adnexa

Use additional external cause code to identify the source, place and intent of the burn (X00-X19, X75-X77, X96-X98, Y92)

x7th T26.30 Burns of other specified parts of unspecified eye and adnexa POA

x7th T26.31 Burns of other specified parts of right eye and adnexa POA

x7th T26.32 Burns of other specified parts of left eye and adnexa POA

5th T26.4 Burn of eye and adnexa, part unspecified

Use additional external cause code to identify the source, place and intent of the burn (X00-X19, X75-X77, X96-X98, Y92)

x7th T26.40 Burn of unspecified eye and adnexa, part unspecified POA

x7th T26.41 Burn of right eye and adnexa, part unspecified POA

x7th T26.42 Burn of left eye and adnexa, part unspecified POA

5th T26.5 Corrosion of eyelid and periocular area

Code first (T51-T65) to identify chemical and intent

Use additional external cause code to identify place (Y92)

x7th T26.50 Corrosion of unspecified eyelid and periocular area POA

x7th T26.51 Corrosion of right eyelid and periocular area POA

x7th T26.52 Corrosion of left eyelid and periocular area POA

5th T26.6 Corrosion of cornea and conjunctival sac

Code first (T51-T65) to identify chemical and intent

Use additional external cause code to identify place (Y92)

x7th T26.60 Corrosion of cornea and conjunctival sac, unspecified eye POA

x7th T26.61 Corrosion of cornea and conjunctival sac, right eye POA

x7th T26.62 Corrosion of cornea and conjunctival sac, left eye POA

5th T26.7 Corrosion with resulting rupture and destruction of eyeball

Code first (T51-T65) to identify chemical and intent

Use additional external cause code to identify place (Y92)

x7th T26.70 Corrosion with resulting rupture and destruction of unspecified eyeball CC POA HAC CC/MCC Exc

x7th T26.71 Corrosion with resulting rupture and destruction of right eyeball CC POA HAC CC/MCC Exc

x7th T26.72 Corrosion with resulting rupture and destruction of left eyeball CC POA HAC CC/MCC Exc

5th T26.8 Corrosions of other specified parts of eye and adnexa

Code first (T51-T65) to identify chemical and intent

Use additional external cause code to identify place (Y92)

x7th T26.80 Corrosions of other specified parts of unspecified eye and adnexa POA

x7th T26.81 Corrosions of other specified parts of right eye and adnexa POA

x7th T26.82 Corrosions of other specified parts of left eye and adnexa POA

5th T26.9 Corrosion of eye and adnexa, part unspecified

Code first (T51-T65) to identify chemical and intent

Use additional external cause code to identify place (Y92)

x7th T26.90 Corrosion of unspecified eye and adnexa, part unspecified POA

x7th T26.91 Corrosion of right eye and adnexa, part unspecified POA

x7th T26.92 Corrosion of left eye and adnexa, part unspecified POA

4th T27 Burn and corrosion of respiratory tract

See Official Guidelines, "Coding of Burns and Corrosions" I.C.19.d

Use additional external cause code to identify the source and intent of the burn (X00-X19, X75-X77, X96-X98)

Use additional external cause code to identify place (Y92)

The appropriate 7th character is to be added to each code from category T27

A = initial encounter

D = subsequent encounter

S = sequela

x7th T27.0 Burn of larynx and trachea CC POA HAC CC/MCC Exc

x7th T27.1 Burn involving larynx and trachea with lung CC POA HAC CC/MCC Exc

x7th T27.2 Burn of other parts of respiratory tract CC POA HAC CC/MCC Exc

Burn of thoracic cavity

x7th T27.3 Burn of respiratory tract, part unspecified CC POA HAC CC/MCC Exc

x7th T27.4 Corrosion of larynx and trachea CC POA HAC CC/MCC Exc

Code first (T51-T65) to identify chemical and intent

x7th T27.5 Corrosion involving larynx and trachea with lung CC POA HAC CC/MCC Exc

Code first (T51-T65) to identify chemical and intent

x7th T27.6 Corrosion of other parts of respiratory tract CC POA HAC CC/MCC Exc

Code first (T51-T65) to identify chemical and intent

x7th T27.7 Corrosion of respiratory tract, part unspecified CC POA HAC CC/MCC Exc

Code first (T51-T65) to identify chemical and intent

4th T28 Burn and corrosion of other internal organs

See Official Guidelines, "Coding of Burns and Corrosions" I.C.19.d

Use additional external cause code to identify the source and intent of the burn (X00-X19, X75-X77, X96-X98)

Use additional external cause code to identify place (Y92)

The appropriate 7th character is to be added to each code from category T28

A = initial encounter

D = subsequent encounter

S = sequela

- x7th T28.0 Burn of mouth and pharynx POA
- x7th T28.1 Burn of esophagus CC POA HAC CC/MCC Exc
- x7th T28.2 Burn of other parts of alimentary tract CC POA HAC CC/MCC Exc
- x7th T28.3 Burn of internal genitourinary organs POA CC/MCC Exc
- 5th T28.4 Burns of other and unspecified internal organs
  - x7th T28.40 Burn of unspecified internal organ POA CC/MCC Exc
  - 6th T28.41 Burn of ear drum
    - 7th T28.411 Burn of right ear drum POA CC/MCC Exc
    - 7th T28.412 Burn of left ear drum POA CC/MCC Exc
    - 7th T28.419 Burn of unspecified ear drum POA CC/MCC Exc
  - x7th T28.49 Burn of other internal organ POA CC/MCC Exc
- x7th T28.5 Corrosion of mouth and pharynx POA
  - Code first (T51-T65) to identify chemical and intent
- x7th T28.6 Corrosion of esophagus CC POA HAC CC/MCC Exc
  - Code first (T51-T65) to identify chemical and intent
- x7th T28.7 Corrosion of other parts of alimentary tract CC POA HAC CC/MCC Exc
  - Code first (T51-T65) to identify chemical and intent
- x7th T28.8 Corrosion of internal genitourinary organs POA CC/MCC Exc
  - Code first (T51-T65) to identify chemical and intent

5th T28.9 Corrosions of other and unspecified internal organs

Code first (T51-T65) to identify chemical and intent

x7th T28.90 Corrosions of unspecified internal organs POA CC/MCC Exc

6th T28.91 Corrosions of ear drum

7th T28.911 Corrosions of right ear drum POA CC/MCC Exc

7th T28.912 Corrosions of left ear drum POA CC/MCC Exc

7th T28.919 Corrosions of unspecified ear drum POA CC/MCC Exc

x7th T28.99 Corrosions of other internal organs POA CC/MCC Exc

Burns and corrosions of multiple and unspecified body regions (T30-T32)

4th T30 **Burn and corrosion, body region unspecified**

See Official Guidelines, "Assign separate codes for each burn site" I.C.19.d.5

T30.0 **Burn of unspecified body region, unspecified degree**

This code is not for inpatient use. Code to specified site and degree of burns

Burn NOS

Multiple burns NOS

T30.4 **Corrosion of unspecified body region, unspecified degree**

This code is not for inpatient use. Code to specified site and degree of corrosion

Corrosion NOS

Multiple corrosion NOS

4th T31 **Burns classified according to extent of body surface involved (Figure 19.3)**

See Official Guidelines, "Burns and corrosions classified according to extent of body surface involved" I.C.19.d.6

NOTES This category is to be used as the primary code only when the site of the burn is unspecified. It should be used as a supplementary code with categories T20-T25 when the site is specified.

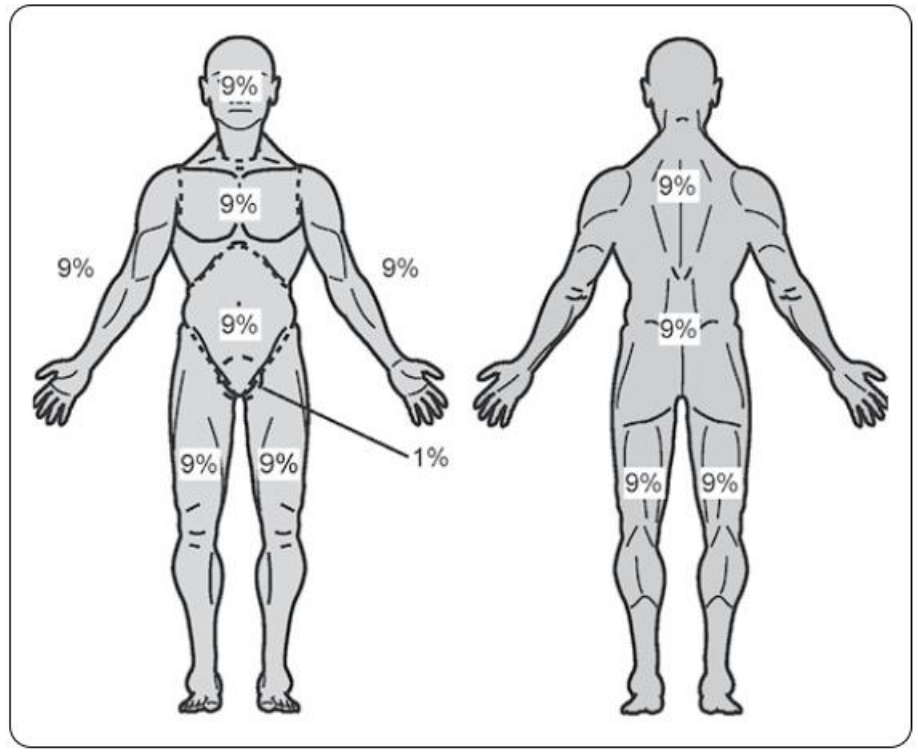

Figure 19.3 Rule of Nines: Percentage of Burn Areas

T31.0 Burns involving less than 10% of body surface CC/MCC Exc

5th T31.1 Burns involving 10-19% of body surface

T31.10 Burns involving 10-19% of body surface with 0% to 9% third degree burns CC HAC CC/MCC Exc

Burns involving 10-19% of body surface NOS

T31.11 Burns involving 10-19% of body surface with 10-19% third degree burns CC HAC HCC CC/MCC Exc

5th T31.2 Burns involving 20-29% of body surface

T31.20 Burns involving 20-29% of body surface with 0% to 9% third degree burns CC HAC CC/MCC Exc

Burns involving 20-29% of body surface NOS

T31.21 Burns involving 20-29% of body surface with 10-19% third degree burns HAC HCC MCC CC/MCC Exc

T31.22 Burns involving 20-29% of body surface with 20-29% third degree burns HAC HCC MCC CC/MCC Exc

5th T31.3 Burns involving 30-39% of body surface

T31.30 Burns involving 30-39% of body surface with 0% to 9% third degree burns CC HAC CC/MCC Exc

Burns involving 30-39% of body surface NOS

T31.31 Burns involving 30-39% of body surface with 10-19% third degree burns HAC HCC MCC CC/MCC Exc

T31.32 Burns involving 30-39% of body surface with 20-29% third degree burns HAC HCC MCC CC/MCC Exc

T31.33 Burns involving 30-39% of body surface with 30-39% third degree burns HAC HCC MCC CC/MCC Exc

5th T31.4 Burns involving 40-49% of body surface

- T31.40 Burns involving 40-49% of body surface with 0% to 9% third degree burns CC HAC CC/MCC Exc
  - Burns involving 40-49% of body surface NOS
- T31.41 Burns involving 40-49% of body surface with 10-19% third degree burns HAC HCC MCC CC/MCC Exc
- T31.42 Burns involving 40-49% of body surface with 20-29% third degree burns HAC HCC MCC CC/MCC Exc
- T31.43 Burns involving 40-49% of body surface with 30-39% third degree burns HAC HCC MCC CC/MCC Exc
- T31.44 Burns involving 40-49% of body surface with 40-49% third degree burns HAC HCC MCC CC/MCC Exc

5th T31.5 Burns involving 50-59% of body surface

- T31.50 Burns involving 50-59% of body surface with 0% to 9% third degree burns CC HAC CC/MCC Exc
  - Burns involving 50-59% of body surface NOS
- T31.51 Burns involving 50-59% of body surface with 10-19% third degree burns HAC HCC MCC CC/MCC Exc
- T31.52 Burns involving 50-59% of body surface with 20-29% third degree burns HAC HCC MCC CC/MCC Exc
- T31.53 Burns involving 50-59% of body surface with 30-39% third degree burns HAC HCC MCC CC/MCC Exc
- T31.54 Burns involving 50-59% of body surface with 40-49% third degree burns HAC HCC MCC CC/MCC Exc
- T31.55 Burns involving 50-59% of body surface with 50-59% third degree burns HAC HCC MCC CC/MCC Exc

5th T31.6 Burns involving 60-69% of body surface

- T31.60 Burns involving 60-69% of body surface with 0% to 9% third degree burns CC HAC CC/MCC Exc
  - Burns involving 60-69% of body surface NOS
- T31.61 Burns involving 60-69% of body surface with 10-19% third degree burns HAC HCC MCC CC/MCC Exc
- T31.62 Burns involving 60-69% of body surface with 20-29% third degree burns HAC HCC MCC CC/MCC Exc
- T31.63 Burns involving 60-69% of body surface with 30-39% third degree burns HAC HCC MCC CC/MCC Exc
- T31.64 Burns involving 60-69% of body surface with 40-49% third degree burns HAC HCC MCC CC/MCC Exc
- T31.65 Burns involving 60-69% of body surface with 50-59% third degree burns HAC HCC MCC CC/MCC Exc
- T31.66 Burns involving 60-69% of body surface with 60-69% third degree burns HAC HCC MCC CC/MCC Exc

5th T31.7 Burns involving 70-79% of body surface

- T31.70 Burns involving 70-79% of body surface with 0% to 9% third degree burns CC HAC CC/MCC Exc
  - Burns involving 70-79% of body surface NOS
- T31.71 Burns involving 70-79% of body surface with 10-19% third degree burns HAC HCC MCC CC/MCC Exc
- T31.72 Burns involving 70-79% of body surface with 20-29% third degree burns HAC HCC MCC CC/MCC Exc
- T31.73 Burns involving 70-79% of body surface with 30-39% third degree burns HAC HCC MCC CC/MCC Exc
- T31.74 Burns involving 70-79% of body surface with 40-49% third degree burns HAC HCC MCC CC/MCC Exc
- T31.75 Burns involving 70-79% of body surface with 50-59% third degree burns HAC HCC MCC CC/MCC Exc
- T31.76 Burns involving 70-79% of body surface with 60-69% third degree burns HAC HCC MCC CC/MCC Exc
- T31.77 Burns involving 70-79% of body surface with 70-79% third degree burns HAC HCC MCC CC/MCC Exc

5th T31.8 Burns involving 80-89% of body surface

- T31.80 Burns involving 80-89% of body surface with 0% to 9% third degree burns CC HAC CC/MCC Exc
  - Burns involving 80-89% of body surface NOS
- T31.81 Burns involving 80-89% of body surface with 10-19% third degree burns HAC HCC MCC CC/MCC Exc
- T31.82 Burns involving 80-89% of body surface with 20-29% third degree burns HAC HCC MCC CC/MCC Exc
- T31.83 Burns involving 80-89% of body surface with 30-39% third degree burns HAC HCC MCC CC/MCC Exc
- T31.84 Burns involving 80-89% of body surface with 40-49% third degree burns HAC HCC MCC CC/MCC Exc
- T31.85 Burns involving 80-89% of body surface with 50-59% third degree burns HAC HCC MCC CC/MCC Exc
- T31.86 Burns involving 80-89% of body surface with 60-69% third degree burns HAC HCC MCC CC/MCC Exc
- T31.87 Burns involving 80-89% of body surface with 70-79% third degree burns HAC HCC MCC CC/MCC Exc
- T31.88 Burns involving 80-89% of body surface with 80-89% third degree burns HAC HCC MCC CC/MCC Exc

5th T31.9 Burns involving 90% or more of body surface

- T31.90 Burns involving 90% or more of body surface with 0% to 9% third degree burns CC HAC CC/MCC Exc
  - Burns involving 90% or more of body surface NOS
- T31.91 Burns involving 90% or more of body surface with 10-19% third degree burns HAC HCC MCC CC/MCC Exc
- T31.92 Burns involving 90% or more of body surface with 20-29% third degree burns HAC HCC MCC CC/MCC Exc
- T31.93 Burns involving 90% or more of body surface with 30-39% third degree burns HAC HCC MCC CC/MCC Exc
- T31.94 Burns involving 90% or more of body surface with 40-49% third degree burns HAC HCC MCC CC/MCC Exc
- T31.95 Burns involving 90% or more of body surface with 50-59% third degree burns HAC HCC MCC CC/MCC Exc
- T31.96 Burns involving 90% or more of body surface with 60-69% third degree burns HAC HCC MCC CC/MCC Exc
- T31.97 Burns involving 90% or more of body surface with 70-79% third degree burns HAC HCC MCC CC/MCC Exc
- T31.98 Burns involving 90% or more of body surface with 80-89% third degree burns HAC HCC MCC CC/MCC Exc
- T31.99 Burns involving 90% or more of body surface with 90% or more third degree burns HAC HCC MCC CC/MCC Exc

4th T32 Corrosions classified according to extent of body surface involved

See Official Guidelines, "Burns and corrosions classified according to extent of body surface involved" I.C.19.d.6

NOTES This category is to be used as the primary code only when the site of the corrosion is unspecified. It may be used as a supplementary code with categories T20-T25 when the site is specified.

T32.0 Corrosions involving less than 10% of body surface CC/MCC Exc

5th T32.1 Corrosions involving 10-19% of body surface

T32.10 Corrosions involving 10-19% of body surface with 0% to 9% third degree corrosion CC HAC CC/MCC Exc

Corrosions involving 10-19% of body surface NOS

T32.11 Corrosions involving 10-19% of body surface with 10-19% third degree corrosion CC HAC HCC CC/MCC Exc

5th T32.2 Corrosions involving 20-29% of body surface

T32.20 Corrosions involving 20-29% of body surface with 0% to 9% third degree corrosion CC HAC CC/MCC Exc

T32.21 Corrosions involving 20-29% of body surface with 10-19% third degree corrosion HAC HCC MCC CC/MCC Exc

T32.22 Corrosions involving 20-29% of body surface with 20-29% third degree corrosion HAC HCC MCC CC/MCC Exc

5th T32.3 Corrosions involving 30-39% of body surface

T32.30 Corrosions involving 30-39% of body surface with 0% to 9% third degree corrosion CC HAC CC/MCC Exc

T32.31 Corrosions involving 30-39% of body surface with 10-19% third degree corrosion HAC HCC MCC CC/MCC Exc

T32.32 Corrosions involving 30-39% of body surface with 20-29% third degree corrosion HAC HCC MCC CC/MCC Exc

T32.33 Corrosions involving 30-39% of body surface with 30-39% third degree corrosion HAC HCC MCC CC/MCC Exc

5th T32.4 Corrosions involving 40-49% of body surface

T32.40 Corrosions involving 40-49% of body surface with 0% to 9% third degree corrosion CC HAC CC/MCC Exc

T32.41 Corrosions involving 40-49% of body surface with 10-19% third degree corrosion HAC HCC MCC CC/MCC Exc

T32.42 Corrosions involving 40-49% of body surface with 20-29% third degree corrosion HAC HCC MCC CC/MCC Exc

T32.43 Corrosions involving 40-49% of body surface with 30-39% third degree corrosion HAC HCC MCC CC/MCC Exc

T32.44 Corrosions involving 40-49% of body surface with 40-49% third degree corrosion HAC HCC MCC CC/MCC Exc

5th T32.5 Corrosions involving 50-59% of body surface

- T32.50 Corrosions involving 50-59% of body surface with 0% to 9% third degree corrosion CC HAC CC/MCC Exc
- T32.51 Corrosions involving 50-59% of body surface with 10-19% third degree corrosion HAC HCC MCC CC/MCC Exc
- T32.52 Corrosions involving 50-59% of body surface with 20-29% third degree corrosion HAC HCC MCC CC/MCC Exc
- T32.53 Corrosions involving 50-59% of body surface with 30-39% third degree corrosion HAC HCC MCC CC/MCC Exc
- T32.54 Corrosions involving 50-59% of body surface with 40-49% third degree corrosion HAC HCC MCC CC/MCC Exc
- T32.55 Corrosions involving 50-59% of body surface with 50-59% third degree corrosion HAC HCC MCC CC/MCC Exc

5th T32.6 Corrosions involving 60-69% of body surface

- T32.60 Corrosions involving 60-69% of body surface with 0% to 9% third degree corrosion CC HAC CC/MCC Exc
- T32.61 Corrosions involving 60-69% of body surface with 10-19% third degree corrosion HAC HCC MCC CC/MCC Exc
- T32.62 Corrosions involving 60-69% of body surface with 20-29% third degree corrosion HAC HCC MCC CC/MCC Exc
- T32.63 Corrosions involving 60-69% of body surface with 30-39% third degree corrosion HAC HCC MCC CC/MCC Exc
- T32.64 Corrosions involving 60-69% of body surface with 40-49% third degree corrosion HAC HCC MCC CC/MCC Exc
- T32.65 Corrosions involving 60-69% of body surface with 50-59% third degree corrosion HAC HCC MCC CC/MCC Exc
- T32.66 Corrosions involving 60-69% of body surface with 60-69% third degree corrosion HAC HCC MCC CC/MCC Exc

5th T32.7 Corrosions involving 70-79% of body surface

- T32.70 Corrosions involving 70-79% of body surface with 0% to 9% third degree corrosion CC HAC CC/MCC Exc
- T32.71 Corrosions involving 70-79% of body surface with 10-19% third degree corrosion HAC HCC MCC CC/MCC Exc
- T32.72 Corrosions involving 70-79% of body surface with 20-29% third degree corrosion HAC HCC MCC CC/MCC Exc
- T32.73 Corrosions involving 70-79% of body surface with 30-39% third degree corrosion HAC HCC MCC CC/MCC Exc
- T32.74 Corrosions involving 70-79% of body surface with 40-49% third degree corrosion HAC HCC MCC CC/MCC Exc
- T32.75 Corrosions involving 70-79% of body surface with 50-59% third degree corrosion HAC HCC MCC CC/MCC Exc
- T32.76 Corrosions involving 70-79% of body surface with 60-69% third degree corrosion HAC HCC MCC CC/MCC Exc
- T32.77 Corrosions involving 70-79% of body surface with 70-79% third degree corrosion HAC HCC MCC CC/MCC Exc

5th T32.8 Corrosions involving 80-89% of body surface

- T32.80 Corrosions involving 80-89% of body surface with 0% to 9% third degree corrosion CC HAC CC/MCC Exc
- T32.81 Corrosions involving 80-89% of body surface with 10-19% third degree corrosion HAC HCC MCC CC/MCC Exc
- T32.82 Corrosions involving 80-89% of body surface with 20-29% third degree corrosion HAC HCC MCC CC/MCC Exc
- T32.83 Corrosions involving 80-89% of body surface with 30-39% third degree corrosion HAC HCC MCC CC/MCC Exc
- T32.84 Corrosions involving 80-89% of body surface with 40-49% third degree corrosion HAC HCC MCC CC/MCC Exc
- T32.85 Corrosions involving 80-89% of body surface with 50-59% third degree corrosion HAC HCC MCC CC/MCC Exc
- T32.86 Corrosions involving 80-89% of body surface with 60-69% third degree corrosion HAC HCC MCC CC/MCC Exc
- T32.87 Corrosions involving 80-89% of body surface with 70-79% third degree corrosion HAC HCC MCC CC/MCC Exc
- T32.88 Corrosions involving 80-89% of body surface with 80-89% third degree corrosion HAC HCC MCC CC/MCC Exc

5th T32.9 Corrosions involving 90% or more of body surface

- T32.90 Corrosions involving 90% or more of body surface with 0% to 9% third degree corrosion CC HAC CC/MCC Exc
- T32.91 Corrosions involving 90% or more of body surface with 10-19% third degree corrosion HAC HCC MCC CC/MCC Exc
- T32.92 Corrosions involving 90% or more of body surface with 20-29% third degree corrosion HAC HCC MCC CC/MCC Exc
- T32.93 Corrosions involving 90% or more of body surface with 30-39% third degree corrosion HAC HCC MCC CC/MCC Exc
- T32.94 Corrosions involving 90% or more of body surface with 40-49% third degree corrosion HAC HCC MCC CC/MCC Exc
- T32.95 Corrosions involving 90% or more of body surface with 50-59% third degree corrosion HAC HCC MCC CC/MCC Exc
- T32.96 Corrosions involving 90% or more of body surface with 60-69% third degree corrosion HAC HCC MCC CC/MCC Exc
- T32.97 Corrosions involving 90% or more of body surface with 70-79% third degree corrosion HAC HCC MCC CC/MCC Exc
- T32.98 Corrosions involving 90% or more of body surface with 80-89% third degree corrosion HAC HCC MCC CC/MCC Exc
- T32.99 Corrosions involving 90% or more of body surface with 90% or more third degree corrosion HAC HCC MCC CC/MCC Exc

Frostbite (T33-T34)

EXCLUDES2 *hypothermia and other effects of reduced temperature (T68, T69.-)*

4th T33 Superficial frostbite

INCLUDES *frostbite with partial thickness skin loss*

The appropriate 7th character is to be added to each code from category T33

A = initial encounter

D = subsequent encounter

S = sequela

5th T33.0 Superficial frostbite of head

6th T33.01 Superficial frostbite of ear

7th T33.011 Superficial frostbite of right ear CC POA HAC CC/MCC Exc

7th T33.012 Superficial frostbite of left ear CC POA HAC CC/MCC Exc

7th T33.019 Superficial frostbite of unspecified ear CC POA HAC CC/MCC Exc

x7th T33.02 Superficial frostbite of nose CC POA HAC CC/MCC Exc

x7th T33.09 Superficial frostbite of other part of head CC POA HAC CC/MCC Exc

x7th T33.1 Superficial frostbite of neck CC POA HAC CC/MCC Exc

x7th T33.2 Superficial frostbite of thorax CC POA HAC CC/MCC Exc

x7th T33.3 Superficial frostbite of abdominal wall, lower back and pelvis CC POA HAC CC/MCC Exc

5th T33.4 Superficial frostbite of arm

EXCLUDES2 *superficial frostbite of wrist and hand (T33.5-)*

x7th T33.40 Superficial frostbite of unspecified arm CC POA HAC CC/MCC Exc

x7th T33.41 Superficial frostbite of right arm CC POA HAC CC/MCC Exc

x7th T33.42 Superficial frostbite of left arm CC POA HAC CC/MCC Exc

- 5th T33.5 Superficial frostbite of wrist, hand, and fingers
  - 6th T33.51 Superficial frostbite of wrist
    - 7th T33.511 Superficial frostbite of right wrist CC POA HAC CC/MCC Exc
    - 7th T33.512 Superficial frostbite of left wrist CC POA HAC CC/MCC Exc
    - 7th T33.519 Superficial frostbite of unspecified wrist CC POA HAC CC/MCC Exc
  - 6th T33.52 Superficial frostbite of hand
    - EXCLUDES2 *superficial frostbite of fingers (T33.53-)*
    - 7th T33.521 Superficial frostbite of right hand CC POA HAC CC/MCC Exc
    - 7th T33.522 Superficial frostbite of left hand CC POA HAC CC/MCC Exc
    - 7th T33.529 Superficial frostbite of unspecified hand CC POA HAC CC/MCC Exc
  - 6th T33.53 Superficial frostbite of finger(s)
    - 7th T33.531 Superficial frostbite of right finger(s) CC POA HAC CC/MCC Exc
    - 7th T33.532 Superficial frostbite of left finger(s) CC POA HAC CC/MCC Exc
    - 7th T33.539 Superficial frostbite of unspecified finger(s) CC POA HAC CC/MCC Exc
- 5th T33.6 Superficial frostbite of hip and thigh
  - x7th T33.60 Superficial frostbite of unspecified hip and thigh CC POA HAC CC/MCC Exc
  - x7th T33.61 Superficial frostbite of right hip and thigh CC POA HAC CC/MCC Exc
  - x7th T33.62 Superficial frostbite of left hip and thigh CC POA HAC CC/MCC Exc
- 5th T33.7 Superficial frostbite of knee and lower leg
  - EXCLUDES2 *superficial frostbite of ankle and foot (T33.8-)*
  - x7th T33.70 Superficial frostbite of unspecified knee and lower leg CC POA HAC CC/MCC Exc
  - x7th T33.71 Superficial frostbite of right knee and lower leg CC POA HAC CC/MCC Exc
  - x7th T33.72 Superficial frostbite of left knee and lower leg CC POA HAC CC/MCC Exc

- 5th T33.8 Superficial frostbite of ankle, foot, and toe(s)
  - 6th T33.81 Superficial frostbite of ankle
    - 7th T33.811 Superficial frostbite of right ankle CC POA HAC CC/MCC Exc
    - 7th T33.812 Superficial frostbite of left ankle CC POA HAC CC/MCC Exc
    - 7th T33.819 Superficial frostbite of unspecified ankle CC POA HAC CC/MCC Exc
  - 6th T33.82 Superficial frostbite of foot
    - 7th T33.821 Superficial frostbite of right foot CC POA HAC CC/MCC Exc
    - 7th T33.822 Superficial frostbite of left foot CC POA HAC CC/MCC Exc
    - 7th T33.829 Superficial frostbite of unspecified foot CC POA HAC CC/MCC Exc
  - 6th T33.83 Superficial frostbite of toe(s)
    - 7th T33.831 Superficial frostbite of right toe(s) CC POA HAC CC/MCC Exc
    - 7th T33.832 Superficial frostbite of left toe(s) CC POA HAC CC/MCC Exc
    - 7th T33.839 Superficial frostbite of unspecified toe(s) CC POA HAC CC/MCC Exc
- 5th T33.9 Superficial frostbite of other and unspecified sites
  - x7th T33.90 Superficial frostbite of unspecified sites CC POA HAC CC/MCC Exc
    - Superficial frostbite NOS
  - x7th T33.99 Superficial frostbite of other sites CC POA HAC CC/MCC Exc
    - Superficial frostbite of leg NOS
    - Superficial frostbite of trunk NOS

4th T34 Frostbite with tissue necrosis

The appropriate 7th character is to be added to each code from category T34

A = initial encounter

D = subsequent encounter

S = sequela

5th T34.0 Frostbite with tissue necrosis of head

6th T34.01 Frostbite with tissue necrosis of ear

7th T34.011 Frostbite with tissue necrosis of right ear CC POA HAC CC/MCC Exc

7th T34.012 Frostbite with tissue necrosis of left ear CC POA HAC CC/MCC Exc

7th T34.019 Frostbite with tissue necrosis of unspecified ear CC POA HAC CC/MCC Exc

x7th T34.02 Frostbite with tissue necrosis of nose CC POA HAC CC/MCC Exc

x7th T34.09 Frostbite with tissue necrosis of other part of head CC POA HAC CC/MCC Exc

x7th T34.1 Frostbite with tissue necrosis of neck CC POA HAC CC/MCC Exc

x7th T34.2 Frostbite with tissue necrosis of thorax CC POA HAC CC/MCC Exc

x7th T34.3 Frostbite with tissue necrosis of abdominal wall, lower back and pelvis CC POA HAC CC/MCC Exc

5th T34.4 Frostbite with tissue necrosis of arm

EXCLUDES2 *frostbite with tissue necrosis of wrist and hand (T34.5-)*

x7th T34.40 Frostbite with tissue necrosis of unspecified arm CC POA HAC CC/MCC Exc

x7th T34.41 Frostbite with tissue necrosis of right arm CC POA HAC CC/MCC Exc

x7th T34.42 Frostbite with tissue necrosis of left arm CC POA HAC CC/MCC Exc

5th T34.5 Frostbite with tissue necrosis of wrist, hand, and finger(s)

6th T34.51 Frostbite with tissue necrosis of wrist

7th T34.511 Frostbite with tissue necrosis of right wrist CC POA HAC CC/MCC Exc

7th T34.512 Frostbite with tissue necrosis of left wrist CC POA HAC CC/MCC Exc

7th T34.519 Frostbite with tissue necrosis of unspecified wrist CC POA HAC CC/MCC Exc

6th T34.52 Frostbite with tissue necrosis of hand

EXCLUDES2 *frostbite with tissue necrosis of finger(s) (T34.53-)*

7th T34.521 Frostbite with tissue necrosis of right hand CC POA HAC CC/MCC Exc

7th T34.522 Frostbite with tissue necrosis of left hand CC POA HAC CC/MCC Exc

7th T34.529 Frostbite with tissue necrosis of unspecified hand CC POA HAC CC/MCC Exc

6th T34.53 Frostbite with tissue necrosis of finger(s)

7th T34.531 Frostbite with tissue necrosis of right finger(s) CC POA HAC CC/MCC Exc

7th T34.532 Frostbite with tissue necrosis of left finger(s) CC POA HAC CC/MCC Exc

7th T34.539 Frostbite with tissue necrosis of unspecified finger(s) CC POA HAC CC/MCC Exc

5th T34.6 Frostbite with tissue necrosis of hip and thigh

x7th T34.60 Frostbite with tissue necrosis of unspecified hip and thigh CC POA HAC CC/MCC Exc

x7th T34.61 Frostbite with tissue necrosis of right hip and thigh CC POA HAC CC/MCC Exc

x7th T34.62 Frostbite with tissue necrosis of left hip and thigh CC POA HAC CC/MCC Exc

5th T34.7 Frostbite with tissue necrosis of knee and lower leg

EXCLUDES2 *frostbite with tissue necrosis of ankle and foot (T34.8-)*

x7th T34.70 Frostbite with tissue necrosis of unspecified knee and lower leg CC POA HAC CC/MCC Exc

x7th T34.71 Frostbite with tissue necrosis of right knee and lower leg CC POA HAC CC/MCC Exc

x7th T34.72 Frostbite with tissue necrosis of left knee and lower leg CC POA HAC CC/MCC Exc

- 5th T34.8 Frostbite with tissue necrosis of ankle, foot, and toe(s)
  - 6th T34.81 Frostbite with tissue necrosis of ankle
    - 7th T34.811 Frostbite with tissue necrosis of right ankle CC POA HAC CC/MCC Exc
    - 7th T34.812 Frostbite with tissue necrosis of left ankle CC POA HAC CC/MCC Exc
    - 7th T34.819 Frostbite with tissue necrosis of unspecified ankle CC POA HAC CC/MCC Exc
  - 6th T34.82 Frostbite with tissue necrosis of foot
    - 7th T34.821 Frostbite with tissue necrosis of right foot CC POA HAC CC/MCC Exc
    - 7th T34.822 Frostbite with tissue necrosis of left foot CC POA HAC CC/MCC Exc
    - 7th T34.829 Frostbite with tissue necrosis of unspecified foot CC POA HAC CC/MCC Exc
  - 6th T34.83 Frostbite with tissue necrosis of toe(s)
    - 7th T34.831 Frostbite with tissue necrosis of right toe(s) CC POA HAC CC/MCC Exc
    - 7th T34.832 Frostbite with tissue necrosis of left toe(s) CC POA HAC CC/MCC Exc
    - 7th T34.839 Frostbite with tissue necrosis of unspecified toe(s) CC POA HAC CC/MCC Exc
- 5th T34.9 Frostbite with tissue necrosis of other and unspecified sites
  - x7th T34.90 Frostbite with tissue necrosis of unspecified sites CC POA HAC CC/MCC Exc
    - Frostbite with tissue necrosis NOS
  - x7th T34.99 Frostbite with tissue necrosis of other sites CC POA HAC CC/MCC Exc
    - Frostbite with tissue necrosis of leg NOS
    - Frostbite with tissue necrosis of trunk NOS

Poisoning by, adverse effects of and underdosing of drugs, medicaments and biological substances (T36-T50)

See Official Guidelines "Adverse Effects, Poisoning, Underdosing and Toxic Effects" I.C.19.e

INCLUDES *adverse effect of correct substance properly administered*
poisoning by overdose of substance
poisoning by wrong substance given or taken in error
underdosing by (inadvertently) (deliberately) taking less substance than prescribed or instructed

Code first, for adverse effects, the nature of the adverse effect, such as:
adverse effect NOS (T88.7)
aspirin gastritis (K29.-)
blood disorders (D56-D76)
contact dermatitis (L23-L25)
dermatitis due to substances taken internally (L27.-)
nephropathy (N14.0-N14.2)

NOTES The drug giving rise to the adverse effect should be identified by use of codes from categories T36-T50 with fifth or sixth character 5.

Use additional code(s) to specify:
manifestations of poisoning
underdosing or failure in dosage during medical and surgical care (Y63.6, Y63.8-Y63.9)
underdosing of medication regimen (Z91.12-, Z91.13-)

EXCLUDES1 *toxic reaction to local anesthesia in pregnancy (O29.3-)*

EXCLUDES2 *abuse and dependence of psychoactive substances (F10-F19)*
abuse of non-dependence-producing substances (F55.-)
immunodeficiency due to drugs (D84.821)
drug reaction and poisoning affecting newborn (P00-P96)
pathological drug intoxication (inebriation) (F10-F19)

4th T36 **Poisoning by, adverse effect of and underdosing of systemic antibiotics**

EXCLUDES1 *antineoplastic antibiotics (T45.1-)*

locally applied antibiotic NEC (T49.0)

topically used antibiotic for ear, nose and throat (T49.6)

topically used antibiotic for eye (T49.5)

The appropriate 7th character is to be added to each code from category T36

A = initial encounter

D = subsequent encounter

S = sequela

5th T36.0 **Poisoning by, adverse effect of and underdosing of penicillins**

See Official Guidelines, "No external cause code needed in certain circumstances" I.C.20.a.8

6th T36.0X **Poisoning by, adverse effect of and underdosing of penicillins**

7th T36.0X1 **Poisoning by penicillins, accidental (unintentional)** POA

Poisoning by penicillins NOS

7th T36.0X2 **Poisoning by penicillins, intentional self-harm** POA HCC RxHCC

7th T36.0X3 **Poisoning by penicillins, assault** POA

7th T36.0X4 **Poisoning by penicillins, undetermined** POA

7th T36.0X5 **Adverse effect of penicillins** POA PDxIn

AHA: Q1 2024

7th T36.0X6 **Underdosing of penicillins** POA PDxIn

5th T36.1 Poisoning by, adverse effect of and underdosing of cephalosporins and other beta-lactam antibiotics

6th T36.1X Poisoning by, adverse effect of and underdosing of cephalosporins and other beta-lactam antibiotics

7th T36.1X1 Poisoning by cephalosporins and other beta-lactam antibiotics, accidental (unintentional) POA

Poisoning by cephalosporins and other beta-lactam antibiotics NOS

7th T36.1X2 Poisoning by cephalosporins and other beta-lactam antibiotics, intentional self-harm POA HCC RxHCC

7th T36.1X3 Poisoning by cephalosporins and other beta-lactam antibiotics, assault POA

7th T36.1X4 Poisoning by cephalosporins and other beta-lactam antibiotics, undetermined POA

7th T36.1X5 Adverse effect of cephalosporins and other beta-lactam antibiotics POA PDxIn

7th T36.1X6 Underdosing of cephalosporins and other beta-lactam antibiotics POA PDxIn

5th T36.2 Poisoning by, adverse effect of and underdosing of chloramphenicol group

6th T36.2X Poisoning by, adverse effect of and underdosing of chloramphenicol group

7th T36.2X1 Poisoning by chloramphenicol group, accidental (unintentional) POA

Poisoning by chloramphenicol group NOS

7th T36.2X2 Poisoning by chloramphenicol group, intentional self-harm POA HCC RxHCC

7th T36.2X3 Poisoning by chloramphenicol group, assault POA

7th T36.2X4 Poisoning by chloramphenicol group, undetermined POA

7th T36.2X5 Adverse effect of chloramphenicol group POA PDxIn

7th T36.2X6 Underdosing of chloramphenicol group POA PDxIn

- 5th T36.3 Poisoning by, adverse effect of and underdosing of macrolides
  - 6th T36.3X Poisoning by, adverse effect of and underdosing of macrolides
    - 7th T36.3X1 Poisoning by macrolides, accidental (unintentional) POA
      Poisoning by macrolides NOS
    - 7th T36.3X2 Poisoning by macrolides, intentional self-harm POA HCC RxHCC
    - 7th T36.3X3 Poisoning by macrolides, assault POA
    - 7th T36.3X4 Poisoning by macrolides, undetermined POA
    - 7th T36.3X5 Adverse effect of macrolides POA PDxIn
    - 7th T36.3X6 Underdosing of macrolides POA PDxIn
- 5th T36.4 Poisoning by, adverse effect of and underdosing of tetracyclines
  - 6th T36.4X Poisoning by, adverse effect of and underdosing of tetracyclines
    - 7th T36.4X1 Poisoning by tetracyclines, accidental (unintentional) POA
      Poisoning by tetracyclines NOS
    - 7th T36.4X2 Poisoning by tetracyclines, intentional self-harm POA HCC RxHCC
    - 7th T36.4X3 Poisoning by tetracyclines, assault POA
    - 7th T36.4X4 Poisoning by tetracyclines, undetermined POA
    - 7th T36.4X5 Adverse effect of tetracyclines POA PDxIn
    - 7th T36.4X6 Underdosing of tetracyclines POA PDxIn

5th T36.5 Poisoning by, adverse effect of and underdosing of aminoglycosides

Poisoning by, adverse effect of and underdosing of streptomycin

6th T36.5X Poisoning by, adverse effect of and underdosing of aminoglycosides

7th T36.5X1 Poisoning by aminoglycosides, accidental (unintentional) POA

Poisoning by aminoglycosides NOS

7th T36.5X2 Poisoning by aminoglycosides, intentional self-harm POA HCC RxHCC

7th T36.5X3 Poisoning by aminoglycosides, assault POA

7th T36.5X4 Poisoning by aminoglycosides, undetermined POA

7th T36.5X5 Adverse effect of aminoglycosides POA PDxIn

7th T36.5X6 Underdosing of aminoglycosides POA PDxIn

5th T36.6 Poisoning by, adverse effect of and underdosing of rifampicins

6th T36.6X Poisoning by, adverse effect of and underdosing of rifampicins

7th T36.6X1 Poisoning by rifampicins, accidental (unintentional) POA

Poisoning by rifampicins NOS

7th T36.6X2 Poisoning by rifampicins, intentional self-harm POA HCC RxHCC

7th T36.6X3 Poisoning by rifampicins, assault POA

7th T36.6X4 Poisoning by rifampicins, undetermined POA

7th T36.6X5 Adverse effect of rifampicins POA PDxIn

7th T36.6X6 Underdosing of rifampicins POA PDxIn

- 5th T36.7 Poisoning by, adverse effect of and underdosing of antifungal antibiotics, systemically used
  - 6th T36.7X Poisoning by, adverse effect of and underdosing of antifungal antibiotics, systemically used
    - 7th T36.7X1 Poisoning by antifungal antibiotics, systemically used, accidental (unintentional) POA
      Poisoning by antifungal antibiotics, systemically used NOS
    - 7th T36.7X2 Poisoning by antifungal antibiotics, systemically used, intentional self-harm POA HCC RxHCC
    - 7th T36.7X3 Poisoning by antifungal antibiotics, systemically used, assault POA
    - 7th T36.7X4 Poisoning by antifungal antibiotics, systemically used, undetermined POA
    - 7th T36.7X5 Adverse effect of antifungal antibiotics, systemically used POA PDxIn
    - 7th T36.7X6 Underdosing of antifungal antibiotics, systemically used POA PDxIn
- 5th T36.8 Poisoning by, adverse effect of and underdosing of other systemic antibiotics
  - 6th T36.8X Poisoning by, adverse effect of and underdosing of other systemic antibiotics
    - 7th T36.8X1 Poisoning by other systemic antibiotics, accidental (unintentional) POA
      Poisoning by other systemic antibiotics NOS
    - 7th T36.8X2 Poisoning by other systemic antibiotics, intentional self-harm POA HCC RxHCC
    - 7th T36.8X3 Poisoning by other systemic antibiotics, assault POA
    - 7th T36.8X4 Poisoning by other systemic antibiotics, undetermined POA
    - 7th T36.8X5 Adverse effect of other systemic antibiotics POA PDxIn
      AHA: Q1 2017
    - 7th T36.8X6 Underdosing of other systemic antibiotics POA PDxIn

- 5th T36.9 Poisoning by, adverse effect of and underdosing of unspecified systemic antibiotic
  - x7th T36.91 Poisoning by unspecified systemic antibiotic, accidental (unintentional) POA
    Poisoning by systemic antibiotic NOS
  - x7th T36.92 Poisoning by unspecified systemic antibiotic, intentional self-harm POA HCC RxHCC
  - x7th T36.93 Poisoning by unspecified systemic antibiotic, assault POA
  - x7th T36.94 Poisoning by unspecified systemic antibiotic, undetermined POA
  - x7th T36.95 Adverse effect of unspecified systemic antibiotic POA PDxIn
  - x7th T36.96 Underdosing of unspecified systemic antibiotic POA PDxIn
- 5th T36.A Poisoning by, adverse effect of and underdosing of fluoroquinolone antibiotics
  - 6th T36.AX Poisoning by, adverse effect of and underdosing of fluoroquinolone antibiotics
    - 7th T36.AX1 Poisoning by fluoroquinolone antibiotics, accidental (unintentional) POA
      *Poisoning by fluoroquinolone antibiotics NOS
    - 7th T36.AX2 Poisoning by fluoroquinolone antibiotics, intentional self-harm POA
    - 7th T36.AX3 Poisoning by fluoroquinolone antibiotics, assault POA
    - 7th T36.AX4 Poisoning by fluoroquinolone antibiotics, undetermined POA
    - 7th T36.AX5 Adverse effect of fluoroquinolone antibiotics POA PDxIn
    - 7th T36.AX6 Underdosing of fluoroquinolone antibiotics POA PDxIn

4th T37 Poisoning by, adverse effect of and underdosing of other systemic anti-infectives and antiparasitics

EXCLUDES1 *anti-infectives topically used for ear, nose and throat (T49.6-)*

anti-infectives topically used for eye (T49.5-)

locally applied anti-infectives NEC (T49.0-)

The appropriate 7th character is to be added to each code from category T37

A = initial encounter

D = subsequent encounter

S = sequela

5th T37.0 Poisoning by, adverse effect of and underdosing of sulfonamides

6th T37.0X Poisoning by, adverse effect of and underdosing of sulfonamides

7th T37.0X1 Poisoning by sulfonamides, accidental (unintentional) POA

Poisoning by sulfonamides NOS

7th T37.0X2 Poisoning by sulfonamides, intentional self-harm POA HCC RxHCC

7th T37.0X3 Poisoning by sulfonamides, assault POA

7th T37.0X4 Poisoning by sulfonamides, undetermined POA

7th T37.0X5 Adverse effect of sulfonamides POA PDxIn

7th T37.0X6 Underdosing of sulfonamides POA PDxIn

5th T37.1 **Poisoning by, adverse effect of and underdosing of antimycobacterial drugs**

EXCLUDES1 *rifampicins (T36.6-)*

streptomycin (T36.5-)

6th T37.1X **Poisoning by, adverse effect of and underdosing of antimycobacterial drugs**

7th T37.1X1 **Poisoning by antimycobacterial drugs, accidental (unintentional)** POA

Poisoning by antimycobacterial drugs NOS

7th T37.1X2 **Poisoning by antimycobacterial drugs, intentional self-harm** POA HCC RxHCC

7th T37.1X3 **Poisoning by antimycobacterial drugs, assault** POA

7th T37.1X4 **Poisoning by antimycobacterial drugs, undetermined** POA

7th T37.1X5 **Adverse effect of antimycobacterial drugs** POA PDxIn

7th T37.1X6 **Underdosing of antimycobacterial drugs** POA PDxIn

5th T37.2 **Poisoning by, adverse effect of and underdosing of antimalarials and drugs acting on other blood protozoa**

EXCLUDES1 *hydroxyquinoline derivatives (T37.8-)*

6th T37.2X **Poisoning by, adverse effect of and underdosing of antimalarials and drugs acting on other blood protozoa**

7th T37.2X1 **Poisoning by antimalarials and drugs acting on other blood protozoa, accidental (unintentional)** POA

Poisoning by antimalarials and drugs acting on other blood protozoa NOS

7th T37.2X2 **Poisoning by antimalarials and drugs acting on other blood protozoa, intentional self-harm** POA HCC RxHCC

7th T37.2X3 **Poisoning by antimalarials and drugs acting on other blood protozoa, assault** POA

7th T37.2X4 **Poisoning by antimalarials and drugs acting on other blood protozoa, undetermined** POA

7th T37.2X5 **Adverse effect of antimalarials and drugs acting on other blood protozoa** POA PDxIn

7th T37.2X6 **Underdosing of antimalarials and drugs acting on other blood protozoa** POA PDxIn

5th T37.3 Poisoning by, adverse effect of and underdosing of other antiprotozoal drugs

6th T37.3X Poisoning by, adverse effect of and underdosing of other antiprotozoal drugs

7th T37.3X1 Poisoning by other antiprotozoal drugs, accidental (unintentional) POA

Poisoning by other antiprotozoal drugs NOS

7th T37.3X2 Poisoning by other antiprotozoal drugs, intentional self-harm POA HCC RxHCC

7th T37.3X3 Poisoning by other antiprotozoal drugs, assault POA

7th T37.3X4 Poisoning by other antiprotozoal drugs, undetermined POA

7th T37.3X5 Adverse effect of other antiprotozoal drugs POA PDxIn

7th T37.3X6 Underdosing of other antiprotozoal drugs POA PDxIn

5th T37.4 Poisoning by, adverse effect of and underdosing of anthelminthics

6th T37.4X Poisoning by, adverse effect of and underdosing of anthelminthics

7th T37.4X1 Poisoning by anthelminthics, accidental (unintentional) POA

Poisoning by anthelminthics NOS

7th T37.4X2 Poisoning by anthelminthics, intentional self-harm POA HCC RxHCC

7th T37.4X3 Poisoning by anthelminthics, assault POA

7th T37.4X4 Poisoning by anthelminthics, undetermined POA

7th T37.4X5 Adverse effect of anthelminthics POA PDxIn

7th T37.4X6 Underdosing of anthelminthics POA PDxIn

5th T37.5 Poisoning by, adverse effect of and underdosing of antiviral drugs

EXCLUDES1 *amantadine (T42.8-)*

cytarabine (T45.1-)

6th T37.5X Poisoning by, adverse effect of and underdosing of antiviral drugs

7th T37.5X1 Poisoning by antiviral drugs, accidental (unintentional) POA

Poisoning by antiviral drugs NOS

7th T37.5X2 Poisoning by antiviral drugs, intentional self-harm POA HCC RxHCC

7th T37.5X3 Poisoning by antiviral drugs, assault POA

7th T37.5X4 Poisoning by antiviral drugs, undetermined POA

7th T37.5X5 Adverse effect of antiviral drugs POA PDxIn

7th T37.5X6 Underdosing of antiviral drugs POA PDxIn

5th T37.8 Poisoning by, adverse effect of and underdosing of other specified systemic anti-infectives and antiparasitics

Poisoning by, adverse effect of and underdosing of hydroxyquinoline derivatives

EXCLUDES1 *antimalarial drugs (T37.2-)*

6th T37.8X Poisoning by, adverse effect of and underdosing of other specified systemic anti-infectives and antiparasitics

7th T37.8X1 Poisoning by other specified systemic anti-infectives and antiparasitics, accidental (unintentional) POA

Poisoning by other specified systemic anti-infectives and antiparasitics NOS

7th T37.8X2 Poisoning by other specified systemic anti-infectives and antiparasitics, intentional self-harm POA HCC RxHCC

7th T37.8X3 Poisoning by other specified systemic anti-infectives and antiparasitics, assault POA

7th T37.8X4 Poisoning by other specified systemic anti-infectives and antiparasitics, undetermined POA

7th T37.8X5 Adverse effect of other specified systemic anti-infectives and antiparasitics POA PDxIn

7th T37.8X6 Underdosing of other specified systemic anti-infectives and antiparasitics POA PDxIn

5th T37.9 Poisoning by, adverse effect of and underdosing of unspecified systemic anti-infective and antiparasitics

x7th T37.91 Poisoning by unspecified systemic anti-infective and antiparasitics, accidental (unintentional) POA

Poisoning by, adverse effect of and underdosing of systemic anti-infective and antiparasitics NOS

x7th T37.92 Poisoning by unspecified systemic anti-infective and antiparasitics, intentional self-harm POA HCC RxHCC

x7th T37.93 Poisoning by unspecified systemic anti-infective and antiparasitics, assault POA

x7th T37.94 Poisoning by unspecified systemic anti-infective and antiparasitics, undetermined POA

x7th T37.95 Adverse effect of unspecified systemic anti-infective and antiparasitic POA PDxIn

x7th T37.96 Underdosing of unspecified systemic anti-infectives and antiparasitics POA PDxIn

4th T38 **Poisoning by, adverse effect of and underdosing of hormones and their synthetic substitutes and antagonists, not elsewhere classified**

EXCLUDES1 *mineralocorticoids and their antagonists (T50.0-)*

oxytocic hormones (T48.0-)

parathyroid hormones and derivatives (T50.9-)

The appropriate 7th character is to be added to each code from category T38

A = initial encounter

D = subsequent encounter

S = sequela

5th T38.0 **Poisoning by, adverse effect of and underdosing of glucocorticoids and synthetic analogues**

EXCLUDES1 *glucocorticoids, topically used (T49.-)*

6th T38.0X **Poisoning by, adverse effect of and underdosing of glucocorticoids and synthetic analogues**

7th T38.0X1 **Poisoning by glucocorticoids and synthetic analogues, accidental (unintentional)** POA

Poisoning by glucocorticoids and synthetic analogues NOS

7th T38.0X2 **Poisoning by glucocorticoids and synthetic analogues, intentional self-harm** POA HCC RxHCC

7th T38.0X3 **Poisoning by glucocorticoids and synthetic analogues, assault** POA

7th T38.0X4 **Poisoning by glucocorticoids and synthetic analogues, undetermined** POA

7th T38.0X5 **Adverse effect of glucocorticoids and synthetic analogues** POA PDxIn

7th T38.0X6 **Underdosing of glucocorticoids and synthetic analogues** POA PDxIn

- 5th T38.1 Poisoning by, adverse effect of and underdosing of thyroid hormones and substitutes
  - 6th T38.1X Poisoning by, adverse effect of and underdosing of thyroid hormones and substitutes
    - 7th T38.1X1 Poisoning by thyroid hormones and substitutes, accidental (unintentional) POA
      Poisoning by thyroid hormones and substitutes NOS
    - 7th T38.1X2 Poisoning by thyroid hormones and substitutes, intentional self-harm POA HCC RxHCC
    - 7th T38.1X3 Poisoning by thyroid hormones and substitutes, assault POA
    - 7th T38.1X4 Poisoning by thyroid hormones and substitutes, undetermined POA
    - 7th T38.1X5 Adverse effect of thyroid hormones and substitutes POA PDxIn
    - 7th T38.1X6 Underdosing of thyroid hormones and substitutes POA PDxIn
- 5th T38.2 Poisoning by, adverse effect of and underdosing of antithyroid drugs
  - 6th T38.2X Poisoning by, adverse effect of and underdosing of antithyroid drugs
    - 7th T38.2X1 Poisoning by antithyroid drugs, accidental (unintentional) POA
      Poisoning by antithyroid drugs NOS
    - 7th T38.2X2 Poisoning by antithyroid drugs, intentional self-harm POA HCC RxHCC
    - 7th T38.2X3 Poisoning by antithyroid drugs, assault POA
    - 7th T38.2X4 Poisoning by antithyroid drugs, undetermined POA
    - 7th T38.2X5 Adverse effect of antithyroid drugs POA PDxIn

5th T38.1 Poisoning by, adverse effect of and underdosing of thyroid hormones and substitutes

6th T38.1X Poisoning by, adverse effect of and underdosing of thyroid hormones and substitutes

7th T38.1X1 Poisoning by thyroid hormones and substitutes, accidental (unintentional) POA

Poisoning by thyroid hormones and substitutes NOS

7th T38.1X2 Poisoning by thyroid hormones and substitutes, intentional self-harm POA HCC RxHCC

7th T38.1X3 Poisoning by thyroid hormones and substitutes, assault POA

7th T38.1X4 Poisoning by thyroid hormones and substitutes, undetermined POA

7th T38.1X5 Adverse effect of thyroid hormones and substitutes POA PDxIn

7th T38.1X6 Underdosing of thyroid hormones and substitutes POA PDxIn

5th T38.2 Poisoning by, adverse effect of and underdosing of antithyroid drugs

6th T38.2X Poisoning by, adverse effect of and underdosing of antithyroid drugs

7th T38.2X1 Poisoning by antithyroid drugs, accidental (unintentional) POA

Poisoning by antithyroid drugs NOS

7th T38.2X2 Poisoning by antithyroid drugs, intentional self-harm POA HCC RxHCC

7th T38.2X3 Poisoning by antithyroid drugs, assault POA

7th T38.2X4 Poisoning by antithyroid drugs, undetermined POA

7th T38.2X5 Adverse effect of antithyroid drugs POA PDxIn

5th T38.3 **Poisoning by, adverse effect of and underdosing of insulin and oral hypoglycemic [antidiabetic] drugs**

6th T38.3X **Poisoning by, adverse effect of and underdosing of insulin and oral hypoglycemic [antidiabetic] drugs**

7th T38.3X1 **Poisoning by insulin and oral hypoglycemic [antidiabetic] drugs, accidental (unintentional)** POA

See Official Guidelines, "Overdose of insulin due to insulin pump failure" I.C.4.a.5.b

Poisoning by insulin and oral hypoglycemic [antidiabetic] drugs NOS

7th T38.3X2 **Poisoning by insulin and oral hypoglycemic [antidiabetic] drugs, intentional self-harm** POA HCC RxHCC

7th T38.3X3 **Poisoning by insulin and oral hypoglycemic [antidiabetic] drugs, assault** POA

7th T38.3X4 **Poisoning by insulin and oral hypoglycemic [antidiabetic] drugs, undetermined** POA

7th T38.3X5 **Adverse effect of insulin and oral hypoglycemic [antidiabetic] drugs** POA PDxIn

7th T38.3X6 **Underdosing of insulin and oral hypoglycemic [antidiabetic] drugs** POA PDxIn

See Official Guidelines, "Underdose of insulin due to insulin pump failure" I.C.4.a.5.a

5th T38.4 **Poisoning by, adverse effect of and underdosing of oral contraceptives**

Poisoning by, adverse effect of and underdosing of multiple- and single-ingredient oral contraceptive preparations

6th T38.4X **Poisoning by, adverse effect of and underdosing of oral contraceptives**

7th T38.4X1 **Poisoning by oral contraceptives, accidental (unintentional)** POA

Poisoning by oral contraceptives NOS

7th T38.4X2 **Poisoning by oral contraceptives, intentional self-harm** POA HCC RxHCC

7th T38.4X3 **Poisoning by oral contraceptives, assault** POA

7th T38.4X4 **Poisoning by oral contraceptives, undetermined** POA

7th T38.4X5 **Adverse effect of oral contraceptives** POA PDxIn

7th T38.4X6 **Underdosing of oral contraceptives** POA PDxIn

5th T38.5 **Poisoning by, adverse effect of and underdosing of other estrogens and progestogens**

Poisoning by, adverse effect of and underdosing of estrogens and progestogens mixtures and substitutes

6th T38.5X **Poisoning by, adverse effect of and underdosing of other estrogens and progestogens**

7th T38.5X1 **Poisoning by other estrogens and progestogens, accidental (unintentional)** POA

Poisoning by other estrogens and progestogens NOS

7th T38.5X2 **Poisoning by other estrogens and progestogens, intentional self-harm** POA HCC RxHCC

7th T38.5X3 **Poisoning by other estrogens and progestogens, assault** POA

7th T38.5X4 **Poisoning by other estrogens and progestogens, undetermined** POA

7th T38.5X5 **Adverse effect of other estrogens and progestogens** POA PDxIn

7th T38.5X6 **Underdosing of other estrogens and progestogens** POA PDxIn

5th T38.6 **Poisoning by, adverse effect of and underdosing of antigonadotrophins, antiestrogens, antiandrogens, not elsewhere classified**

Poisoning by, adverse effect of and underdosing of tamoxifen

6th T38.6X **Poisoning by, adverse effect of and underdosing of antigonadotrophins, antiestrogens, antiandrogens, not elsewhere classified**

7th T38.6X1 **Poisoning by antigonadotrophins, antiestrogens, antiandrogens, not elsewhere classified, accidental (unintentional)** POA

Poisoning by antigonadotrophins, antiestrogens, antiandrogens, not elsewhere classified NOS

7th T38.6X2 **Poisoning by antigonadotrophins, antiestrogens, antiandrogens, not elsewhere classified, intentional self-harm** POA HCC RxHCC

7th T38.6X3 **Poisoning by antigonadotrophins, antiestrogens, antiandrogens, not elsewhere classified, assault** POA

7th T38.6X4 **Poisoning by antigonadotrophins, antiestrogens, antiandrogens, not elsewhere classified, undetermined** POA

7th T38.6X5 **Adverse effect of antigonadotrophins, antiestrogens, antiandrogens, not elsewhere classified** POA PDxIn

7th T38.6X6 **Underdosing of antigonadotrophins, antiestrogens, antiandrogens, not elsewhere classified** POA PDxIn

- 5th T38.7 Poisoning by, adverse effect of and underdosing of androgens and anabolic congeners
  - 6th T38.7X Poisoning by, adverse effect of and underdosing of androgens and anabolic congeners
    - 7th T38.7X1 Poisoning by androgens and anabolic congeners, accidental (unintentional) POA
      Poisoning by androgens and anabolic congeners NOS
    - 7th T38.7X2 Poisoning by androgens and anabolic congeners, intentional self-harm POA HCC RxHCC
    - 7th T38.7X3 Poisoning by androgens and anabolic congeners, assault POA
    - 7th T38.7X4 Poisoning by androgens and anabolic congeners, undetermined POA
    - 7th T38.7X5 Adverse effect of androgens and anabolic congeners POA PDxIn
    - 7th T38.7X6 Underdosing of androgens and anabolic congeners POA PDxIn
- 5th T38.8 Poisoning by, adverse effect of and underdosing of other and unspecified hormones and synthetic substitutes
  - 6th T38.80 Poisoning by, adverse effect of and underdosing of unspecified hormones and synthetic substitutes
    - 7th T38.801 Poisoning by unspecified hormones and synthetic substitutes, accidental (unintentional) POA
      Poisoning by unspecified hormones and synthetic substitutes NOS
    - 7th T38.802 Poisoning by unspecified hormones and synthetic substitutes, intentional self-harm POA HCC RxHCC
    - 7th T38.803 Poisoning by unspecified hormones and synthetic substitutes, assault POA
    - 7th T38.804 Poisoning by unspecified hormones and synthetic substitutes, undetermined POA
    - 7th T38.805 Adverse effect of unspecified hormones and synthetic substitutes POA PDxIn
    - 7th T38.806 Underdosing of unspecified hormones and synthetic substitutes POA PDxIn

6th T38.81 Poisoning by, adverse effect of and underdosing of anterior pituitary [adenohypophyseal] hormones

7th T38.811 Poisoning by anterior pituitary [adenohypophyseal] hormones, accidental (unintentional) POA

Poisoning by anterior pituitary [adenohypophyseal] hormones NOS

7th T38.812 Poisoning by anterior pituitary [adenohypophyseal] hormones, intentional self-harm POA HCC RxHCC

7th T38.813 Poisoning by anterior pituitary [adenohypophyseal] hormones, assault POA

7th T38.814 Poisoning by anterior pituitary [adenohypophyseal] hormones, undetermined POA

7th T38.815 Adverse effect of anterior pituitary [adenohypophyseal] hormones POA PDxIn

7th T38.816 Underdosing of anterior pituitary [adenohypophyseal] hormones POA PDxIn

6th T38.89 Poisoning by, adverse effect of and underdosing of other hormones and synthetic substitutes

7th T38.891 Poisoning by other hormones and synthetic substitutes, accidental (unintentional) POA

Poisoning by other hormones and synthetic substitutes NOS

7th T38.892 Poisoning by other hormones and synthetic substitutes, intentional self-harm POA HCC RxHCC

7th T38.893 Poisoning by other hormones and synthetic substitutes, assault POA

7th T38.894 Poisoning by other hormones and synthetic substitutes, undetermined POA

7th T38.895 Adverse effect of other hormones and synthetic substitutes POA PDxIn

7th T38.896 Underdosing of other hormones and synthetic substitutes POA PDxIn

5th T38.9 Poisoning by, adverse effect of and underdosing of other and unspecified hormone antagonists

6th T38.90 Poisoning by, adverse effect of and underdosing of unspecified hormone antagonists

7th T38.901 Poisoning by unspecified hormone antagonists, accidental (unintentional) POA

Poisoning by unspecified hormone antagonists NOS

7th T38.902 Poisoning by unspecified hormone antagonists, intentional self-harm POA HCC RxHCC

7th T38.903 Poisoning by unspecified hormone antagonists, assault POA

7th T38.904 Poisoning by unspecified hormone antagonists, undetermined POA

7th T38.905 Adverse effect of unspecified hormone antagonists POA PDxIn

7th T38.906 Underdosing of unspecified hormone antagonists POA PDxIn

6th T38.99 Poisoning by, adverse effect of and underdosing of other hormone antagonists

7th T38.991 Poisoning by other hormone antagonists, accidental (unintentional) POA

Poisoning by other hormone antagonists NOS

7th T38.992 Poisoning by other hormone antagonists, intentional self-harm POA HCC RxHCC

7th T38.993 Poisoning by other hormone antagonists, assault POA

7th T38.994 Poisoning by other hormone antagonists, undetermined POA

7th T38.995 Adverse effect of other hormone antagonists POA PDxIn

7th T38.996 Underdosing of other hormone antagonists POA PDxIn

4th T39 Poisoning by, adverse effect of and underdosing of nonopioid analgesics, antipyretics and antirheumatics

The appropriate 7th character is to be added to each code from category T39

A = initial encounter

D = subsequent encounter

S = sequela

5th T39.0 Poisoning by, adverse effect of and underdosing of salicylates

6th T39.01 Poisoning by, adverse effect of and underdosing of aspirin

Poisoning by, adverse effect of and underdosing of acetylsalicylic acid

7th T39.011 Poisoning by aspirin, accidental (unintentional) POA

7th T39.012 Poisoning by aspirin, intentional self-harm POA HCC RxHCC

7th T39.013 Poisoning by aspirin, assault POA

7th T39.014 Poisoning by aspirin, undetermined POA

7th T39.015 Adverse effect of aspirin POA PDxIn

AHA: Q1 2016

7th T39.016 Underdosing of aspirin POA PDxIn

6th T39.09 Poisoning by, adverse effect of and underdosing of other salicylates

7th T39.091 Poisoning by salicylates, accidental (unintentional) POA

Poisoning by salicylates NOS

7th T39.092 Poisoning by salicylates, intentional self-harm POA HCC RxHCC

7th T39.093 Poisoning by salicylates, assault POA

7th T39.094 Poisoning by salicylates, undetermined POA

7th T39.095 Adverse effect of salicylates POA PDxIn

7th T39.096 Underdosing of salicylates POA PDxIn

- 5th T39.1 Poisoning by, adverse effect of and underdosing of 4-Aminophenol derivatives
  - 6th T39.1X Poisoning by, adverse effect of and underdosing of 4-Aminophenol derivatives
    - 7th T39.1X1 Poisoning by 4-Aminophenol derivatives, accidental (unintentional) POA
      Poisoning by 4-Aminophenol derivatives NOS
    - 7th T39.1X2 Poisoning by 4-Aminophenol derivatives, intentional self-harm POA HCC RxHCC
    - 7th T39.1X3 Poisoning by 4-Aminophenol derivatives, assault POA
    - 7th T39.1X4 Poisoning by 4-Aminophenol derivatives, undetermined POA
    - 7th T39.1X5 Adverse effect of 4-Aminophenol derivatives POA PDxIn
    - 7th T39.1X6 Underdosing of 4-Aminophenol derivatives POA PDxIn
- 5th T39.2 Poisoning by, adverse effect of and underdosing of pyrazolone derivatives
  - 6th T39.2X Poisoning by, adverse effect of and underdosing of pyrazolone derivatives
    - 7th T39.2X1 Poisoning by pyrazolone derivatives, accidental (unintentional) POA
      Poisoning by pyrazolone derivatives NOS
    - 7th T39.2X2 Poisoning by pyrazolone derivatives, intentional self-harm POA HCC RxHCC
    - 7th T39.2X3 Poisoning by pyrazolone derivatives, assault POA
    - 7th T39.2X4 Poisoning by pyrazolone derivatives, undetermined POA
    - 7th T39.2X5 Adverse effect of pyrazolone derivatives POA PDxIn
    - 7th T39.2X6 Underdosing of pyrazolone derivatives POA PDxIn

5th T39.3 **Poisoning by, adverse effect of and underdosing of other nonsteroidal anti-inflammatory drugs [NSAID]**

6th T39.31 **Poisoning by, adverse effect of and underdosing of propionic acid derivatives**

Poisoning by, adverse effect of and underdosing of fenoprofen

Poisoning by, adverse effect of and underdosing of flurbiprofen

Poisoning by, adverse effect of and underdosing of ibuprofen

Poisoning by, adverse effect of and underdosing of ketoprofen

Poisoning by, adverse effect of and underdosing of naproxen

Poisoning by, adverse effect of and underdosing of oxaprozin

7th T39.311 **Poisoning by propionic acid derivatives, accidental (unintentional)** POA

7th T39.312 **Poisoning by propionic acid derivatives, intentional self-harm** POA HCC RxHCC

7th T39.313 **Poisoning by propionic acid derivatives, assault** POA

7th T39.314 **Poisoning by propionic acid derivatives, undetermined** POA

7th T39.315 **Adverse effect of propionic acid derivatives** POA PDxIn

7th T39.316 **Underdosing of propionic acid derivatives** POA PDxIn

6th T39.39 **Poisoning by, adverse effect of and underdosing of other nonsteroidal anti-inflammatory drugs [NSAID]**

7th T39.391 **Poisoning by other nonsteroidal anti-inflammatory drugs [NSAID], accidental (unintentional)** POA

Poisoning by other nonsteroidal anti-inflammatory drugs NOS

7th T39.392 **Poisoning by other nonsteroidal anti-inflammatory drugs [NSAID], intentional self-harm** POA HCC RxHCC

7th T39.393 **Poisoning by other nonsteroidal anti-inflammatory drugs [NSAID], assault** POA

7th T39.394 **Poisoning by other nonsteroidal anti-inflammatory drugs [NSAID], undetermined** POA

7th T39.395 **Adverse effect of other nonsteroidal anti-inflammatory drugs [NSAID]** POA PDxIn

7th T39.396 **Underdosing of other nonsteroidal anti-inflammatory drugs [NSAID]** POA PDxIn

5th T39.4 Poisoning by, adverse effect of and underdosing of antirheumatics, not elsewhere classified

EXCLUDES1 *poisoning by, adverse effect of and underdosing of glucocorticoids (T38.0-)*

poisoning by, adverse effect of and underdosing of salicylates (T39.0-)

6th T39.4X Poisoning by, adverse effect of and underdosing of antirheumatics, not elsewhere classified

7th T39.4X1 Poisoning by antirheumatics, not elsewhere classified, accidental (unintentional) POA

Poisoning by antirheumatics, not elsewhere classified NOS

7th T39.4X2 Poisoning by antirheumatics, not elsewhere classified, intentional self-harm POA HCC RxHCC

7th T39.4X3 Poisoning by antirheumatics, not elsewhere classified, assault POA

7th T39.4X4 Poisoning by antirheumatics, not elsewhere classified, undetermined POA

7th T39.4X5 Adverse effect of antirheumatics, not elsewhere classified POA PDxIn

7th T39.4X6 Underdosing of antirheumatics, not elsewhere classified POA PDxIn

5th T39.8 Poisoning by, adverse effect of and underdosing of other nonopioid analgesics and antipyretics, not elsewhere classified

6th T39.8X Poisoning by, adverse effect of and underdosing of other nonopioid analgesics and antipyretics, not elsewhere classified

7th T39.8X1 Poisoning by other nonopioid analgesics and antipyretics, not elsewhere classified, accidental (unintentional) POA

Poisoning by other nonopioid analgesics and antipyretics, not elsewhere classified NOS

7th T39.8X2 Poisoning by other nonopioid analgesics and antipyretics, not elsewhere classified, intentional self-harm POA HCC RxHCC

7th T39.8X3 Poisoning by other nonopioid analgesics and antipyretics, not elsewhere classified, assault POA

7th T39.8X4 Poisoning by other nonopioid analgesics and antipyretics, not elsewhere classified, undetermined POA

7th T39.8X5 Adverse effect of other nonopioid analgesics and antipyretics, not elsewhere classified POA PDxIn

7th T39.8X6 Underdosing of other nonopioid analgesics and antipyretics, not elsewhere classified POA PDxIn

5th T39.9 Poisoning by, adverse effect of and underdosing of unspecified nonopioid analgesic, antipyretic and antirheumatic

x7th T39.91 Poisoning by unspecified nonopioid analgesic, antipyretic and antirheumatic, accidental (unintentional) POA

Poisoning by nonopioid analgesic, antipyretic and antirheumatic NOS

x7th T39.92 Poisoning by unspecified nonopioid analgesic, antipyretic and antirheumatic, intentional self-harm POA HCC RxHCC

x7th T39.93 Poisoning by unspecified nonopioid analgesic, antipyretic and antirheumatic, assault POA

x7th T39.94 Poisoning by unspecified nonopioid analgesic, antipyretic and antirheumatic, undetermined POA

x7th T39.95 Adverse effect of unspecified nonopioid analgesic, antipyretic and antirheumatic POA PDxIn

x7th T39.96 Underdosing of unspecified nonopioid analgesic, antipyretic and antirheumatic POA PDxIn

Toxic effects of substances chiefly nonmedicinal as to source (T51-T65)

See Official Guidelines "Adverse Effects, Poisoning, Underdosing and Toxic Effects" I.C.19.e, "Toxic Effects" I.C.19.e.5.d

NOTES When no intent is indicated code to accidental. Undetermined intent is only for use when there is specific documentation in the record that the intent of the toxic effect cannot be determined.

Use additional code(s):

for all associated manifestations of toxic effect, such as: respiratory conditions due to external agents (J60-J70)

personal history of foreign body fully removed (Z87.821)

to identify any retained foreign body, if applicable (Z18.-)

EXCLUDES1 *contact with and (suspected) exposure to toxic substances (Z77.-)*

4th T51 **Toxic effect of alcohol**

The appropriate 7th character is to be added to each code from category T51

A = initial encounter

D = subsequent encounter

S = sequela

5th T51.0 **Toxic effect of ethanol**

Toxic effect of ethyl alcohol

EXCLUDES2 *acute alcohol intoxication or 'hangover' effects (F10.129, F10.229, F10.929)*

drunkenness (F10.129, F10.229, F10.929)

pathological alcohol intoxication (F10.129, F10.229, F10.929)

6th T51.0X **Toxic effect of ethanol**

7th T51.0X1 **Toxic effect of ethanol, accidental (unintentional)** POA

Toxic effect of ethanol NOS

7th T51.0X2 **Toxic effect of ethanol, intentional self-harm** POA HCC RxHCC

7th T51.0X3 **Toxic effect of ethanol, assault** POA

7th T51.0X4 **Toxic effect of ethanol, undetermined** POA

5th T51.1 **Toxic effect of methanol**

Toxic effect of methyl alcohol

6th T51.1X **Toxic effect of methanol**

7th T51.1X1 **Toxic effect of methanol, accidental (unintentional)** POA

Toxic effect of methanol NOS

7th T51.1X2 **Toxic effect of methanol, intentional self-harm** POA HCC RxHCC

7th T51.1X3 **Toxic effect of methanol, assault** POA

7th T51.1X4 **Toxic effect of methanol, undetermined** POA

5th T51.2 Toxic effect of 2-Propanol

Toxic effect of isopropyl alcohol

6th T51.2X Toxic effect of 2-Propanol

7th T51.2X1 Toxic effect of 2-Propanol, accidental (unintentional) POA

Toxic effect of 2-Propanol NOS

7th T51.2X2 Toxic effect of 2-Propanol, intentional self-harm POA HCC RxHCC

7th T51.2X3 Toxic effect of 2-Propanol, assault POA

7th T51.2X4 Toxic effect of 2-Propanol, undetermined POA

5th T51.3 Toxic effect of fusel oil

Toxic effect of amyl alcohol

Toxic effect of butyl [1-butanol] alcohol

Toxic effect of propyl [1-propanol] alcohol

6th T51.3X Toxic effect of fusel oil

7th T51.3X1 Toxic effect of fusel oil, accidental (unintentional) POA

Toxic effect of fusel oil NOS

7th T51.3X2 Toxic effect of fusel oil, intentional self-harm POA HCC RxHCC

7th T51.3X3 Toxic effect of fusel oil, assault POA

7th T51.3X4 Toxic effect of fusel oil, undetermined POA

5th T51.8 Toxic effect of other alcohols

6th T51.8X Toxic effect of other alcohols

7th T51.8X1 Toxic effect of other alcohols, accidental (unintentional) POA

Toxic effect of other alcohols NOS

7th T51.8X2 Toxic effect of other alcohols, intentional self-harm POA HCC RxHCC

7th T51.8X3 Toxic effect of other alcohols, assault POA

7th T51.8X4 Toxic effect of other alcohols, undetermined POA

5th T51.9 Toxic effect of unspecified alcohol

x7th T51.91 Toxic effect of unspecified alcohol, accidental (unintentional) POA

x7th T51.92 Toxic effect of unspecified alcohol, intentional self-harm POA HCC RxHCC

x7th T51.93 Toxic effect of unspecified alcohol, assault POA

x7th T51.94 Toxic effect of unspecified alcohol, undetermined POA

4th T52 **Toxic effect of organic solvents**

EXCLUDES1 *halogen derivatives of aliphatic and aromatic hydrocarbons (T53.-)*

The appropriate 7th character is to be added to each code from category T52

A = initial encounter

D = subsequent encounter

S = sequela

5th T52.0 **Toxic effects of petroleum products**

Toxic effects of gasoline [petrol]

Toxic effects of kerosene [paraffin oil]

Toxic effects of paraffin wax

Toxic effects of ether petroleum

Toxic effects of naphtha petroleum

Toxic effects of spirit petroleum

6th T52.0X **Toxic effects of petroleum products**

7th T52.0X1 **Toxic effect of petroleum products, accidental (unintentional)** POA

Toxic effects of petroleum products NOS

7th T52.0X2 **Toxic effect of petroleum products, intentional self-harm** POA HCC RxHCC

7th T52.0X3 **Toxic effect of petroleum products, assault** POA

7th T52.0X4 **Toxic effect of petroleum products, undetermined** POA

5th T52.1 **Toxic effects of benzene**

EXCLUDES1 *homologues of benzene (T52.2)*

nitroderivatives and aminoderivatives of benzene and its homologues (T65.3)

6th T52.1X **Toxic effects of benzene**

7th T52.1X1 **Toxic effect of benzene, accidental (unintentional)** POA

Toxic effects of benzene NOS

7th T52.1X2 **Toxic effect of benzene, intentional self-harm** POA HCC RxHCC

7th T52.1X3 **Toxic effect of benzene, assault** POA

7th T52.1X4 **Toxic effect of benzene, undetermined** POA

5th T52.2 **Toxic effects of homologues of benzene**

Toxic effects of toluene [methylbenzene]

Toxic effects of xylene [dimethylbenzene]

6th T52.2X **Toxic effects of homologues of benzene**

7th T52.2X1 **Toxic effect of homologues of benzene, accidental (unintentional)** POA

Toxic effects of homologues of benzene NOS

7th T52.2X2 **Toxic effect of homologues of benzene, intentional self-harm** POA HCC RxHCC

7th T52.2X3 **Toxic effect of homologues of benzene, assault** POA

7th T52.2X4 **Toxic effect of homologues of benzene, undetermined** POA

- 5th T52.3 Toxic effects of glycols
  - 6th T52.3X Toxic effects of glycols
    - 7th T52.3X1 Toxic effect of glycols, accidental (unintentional) POA
      Toxic effects of glycols NOS
    - 7th T52.3X2 Toxic effect of glycols, intentional self-harm POA HCC RxHCC
    - 7th T52.3X3 Toxic effect of glycols, assault POA
    - 7th T52.3X4 Toxic effect of glycols, undetermined POA
- 5th T52.4 Toxic effects of ketones
  - 6th T52.4X Toxic effects of ketones
    - 7th T52.4X1 Toxic effect of ketones, accidental (unintentional) POA
      Toxic effects of ketones NOS
    - 7th T52.4X2 Toxic effect of ketones, intentional self-harm POA HCC RxHCC
    - 7th T52.4X3 Toxic effect of ketones, assault POA
    - 7th T52.4X4 Toxic effect of ketones, undetermined POA
- 5th T52.8 Toxic effects of other organic solvents
  - 6th T52.8X Toxic effects of other organic solvents
    - 7th T52.8X1 Toxic effect of other organic solvents, accidental (unintentional) POA
      Toxic effects of other organic solvents NOS
    - 7th T52.8X2 Toxic effect of other organic solvents, intentional self-harm POA HCC RxHCC
    - 7th T52.8X3 Toxic effect of other organic solvents, assault POA
    - 7th T52.8X4 Toxic effect of other organic solvents, undetermined POA
- 5th T52.9 Toxic effects of unspecified organic solvent
  - x7th T52.91 Toxic effect of unspecified organic solvent, accidental (unintentional) POA
  - x7th T52.92 Toxic effect of unspecified organic solvent, intentional self-harm POA HCC RxHCC
  - x7th T52.93 Toxic effect of unspecified organic solvent, assault POA
  - x7th T52.94 Toxic effect of unspecified organic solvent, undetermined POA

4th T53 Toxic effect of halogen derivatives of aliphatic and aromatic hydrocarbons

The appropriate 7th character is to be added to each code from category T53

A = initial encounter

D = subsequent encounter

S = sequela

5th T53.0 Toxic effects of carbon tetrachloride

Toxic effects of tetrachloromethane

6th T53.0X Toxic effects of carbon tetrachloride

7th T53.0X1 Toxic effect of carbon tetrachloride, accidental (unintentional) POA

Toxic effects of carbon tetrachloride NOS

7th T53.0X2 Toxic effect of carbon tetrachloride, intentional self-harm POA HCC RxHCC

7th T53.0X3 Toxic effect of carbon tetrachloride, assault POA

7th T53.0X4 Toxic effect of carbon tetrachloride, undetermined POA

5th T53.1 Toxic effects of chloroform

Toxic effects of trichloromethane

6th T53.1X Toxic effects of chloroform

7th T53.1X1 Toxic effect of chloroform, accidental (unintentional) POA

Toxic effects of chloroform NOS

7th T53.1X2 Toxic effect of chloroform, intentional self-harm POA HCC RxHCC

7th T53.1X3 Toxic effect of chloroform, assault POA

7th T53.1X4 Toxic effect of chloroform, undetermined POA

5th T53.2 **Toxic effects of trichloroethylene**

Toxic effects of trichloroethene

6th T53.2X **Toxic effects of trichloroethylene**

7th T53.2X1 **Toxic effect of trichloroethylene, accidental (unintentional)** POA

Toxic effects of trichloroethylene NOS

7th T53.2X2 **Toxic effect of trichloroethylene, intentional self-harm** POA HCC RxHCC

7th T53.2X3 **Toxic effect of trichloroethylene, assault** POA

7th T53.2X4 **Toxic effect of trichloroethylene, undetermined** POA

5th T53.3 **Toxic effects of tetrachloroethylene**

Toxic effects of perchloroethylene

Toxic effect of tetrachloroethene

6th T53.3X **Toxic effects of tetrachloroethylene**

7th T53.3X1 **Toxic effect of tetrachloroethylene, accidental (unintentional)** POA

Toxic effects of tetrachloroethylene NOS

7th T53.3X2 **Toxic effect of tetrachloroethylene, intentional self-harm** POA HCC RxHCC

7th T53.3X3 **Toxic effect of tetrachloroethylene, assault** POA

7th T53.3X4 **Toxic effect of tetrachloroethylene, undetermined** POA

- 5th T53.4 **Toxic effects of dichloromethane**
  - Toxic effects of methylene chloride
  - 6th T53.4X **Toxic effects of dichloromethane**
    - 7th T53.4X1 **Toxic effect of dichloromethane, accidental (unintentional)** POA
      - Toxic effects of dichloromethane NOS
    - 7th T53.4X2 **Toxic effect of dichloromethane, intentional self-harm** POA HCC RxHCC
    - 7th T53.4X3 **Toxic effect of dichloromethane, assault** POA
    - 7th T53.4X4 **Toxic effect of dichloromethane, undetermined** POA
- 5th T53.5 **Toxic effects of chlorofluorocarbons**
  - 6th T53.5X **Toxic effects of chlorofluorocarbons**
    - 7th T53.5X1 **Toxic effect of chlorofluorocarbons, accidental (unintentional)** POA
      - Toxic effects of chlorofluorocarbons NOS
    - 7th T53.5X2 **Toxic effect of chlorofluorocarbons, intentional self-harm** POA HCC RxHCC
    - 7th T53.5X3 **Toxic effect of chlorofluorocarbons, assault** POA
    - 7th T53.5X4 **Toxic effect of chlorofluorocarbons, undetermined** POA
- 5th T53.6 **Toxic effects of other halogen derivatives of aliphatic hydrocarbons**
  - 6th T53.6X **Toxic effects of other halogen derivatives of aliphatic hydrocarbons**
    - 7th T53.6X1 **Toxic effect of other halogen derivatives of aliphatic hydrocarbons, accidental (unintentional)** POA
      - Toxic effects of other halogen derivatives of aliphatic hydrocarbons NOS
    - 7th T53.6X2 **Toxic effect of other halogen derivatives of aliphatic hydrocarbons, intentional self-harm** POA HCC RxHCC
    - 7th T53.6X3 **Toxic effect of other halogen derivatives of aliphatic hydrocarbons, assault** POA
    - 7th T53.6X4 **Toxic effect of other halogen derivatives of aliphatic hydrocarbons, undetermined** POA
- 5th T53.7 **Toxic effects of other halogen derivatives of aromatic hydrocarbons**
  - 6th T53.7X **Toxic effects of other halogen derivatives of aromatic hydrocarbons**
    - 7th T53.7X1 **Toxic effect of other halogen derivatives of aromatic hydrocarbons, accidental (unintentional)** POA
      - Toxic effects of other halogen derivatives of aromatic hydrocarbons NOS
    - 7th T53.7X2 **Toxic effect of other halogen derivatives of aromatic hydrocarbons, intentional self-harm** POA HCC RxHCC
    - 7th T53.7X3 **Toxic effect of other halogen derivatives of aromatic hydrocarbons, assault** POA
    - 7th T53.7X4 **Toxic effect of other halogen derivatives of aromatic hydrocarbons, undetermined** POA
- 5th T53.9 **Toxic effects of unspecified halogen derivatives of aliphatic and aromatic hydrocarbons**
  - x7th T53.91 **Toxic effect of unspecified halogen derivatives of aliphatic and aromatic hydrocarbons, accidental (unintentional)** POA
  - x7th T53.92 **Toxic effect of unspecified halogen derivatives of aliphatic and aromatic hydrocarbons, intentional self-harm** POA HCC RxHCC
  - x7th T53.93 **Toxic effect of unspecified halogen derivatives of aliphatic and aromatic hydrocarbons, assault** POA
  - x7th T53.94 **Toxic effect of unspecified halogen derivatives of aliphatic and aromatic hydrocarbons, undetermined** POA

4th T54 Toxic effect of corrosive substances

The appropriate 7th character is to be added to each code from category T54

A = initial encounter

D = subsequent encounter

S = sequela

5th T54.0 Toxic effects of phenol and phenol homologues

6th T54.0X Toxic effects of phenol and phenol homologues

7th T54.0X1 Toxic effect of phenol and phenol homologues, accidental (unintentional) POA

Toxic effects of phenol and phenol homologues NOS

7th T54.0X2 Toxic effect of phenol and phenol homologues, intentional self-harm POA HCC RxHCC

7th T54.0X3 Toxic effect of phenol and phenol homologues, assault POA

7th T54.0X4 Toxic effect of phenol and phenol homologues, undetermined POA

5th T54.1 Toxic effects of other corrosive organic compounds

6th T54.1X Toxic effects of other corrosive organic compounds

7th T54.1X1 Toxic effect of other corrosive organic compounds, accidental (unintentional) POA

Toxic effects of other corrosive organic compounds NOS

7th T54.1X2 Toxic effect of other corrosive organic compounds, intentional self-harm POA HCC RxHCC

7th T54.1X3 Toxic effect of other corrosive organic compounds, assault POA

7th T54.1X4 Toxic effect of other corrosive organic compounds, undetermined POA

5th T54.2 Toxic effects of corrosive acids and acid-like substances

Toxic effects of hydrochloric acid

Toxic effects of sulfuric acid

6th T54.2X Toxic effects of corrosive acids and acid-like substances

7th T54.2X1 Toxic effect of corrosive acids and acid-like substances, accidental (unintentional) POA

Toxic effects of corrosive acids and acid-like substances NOS

7th T54.2X2 Toxic effect of corrosive acids and acid-like substances, intentional self-harm POA HCC RxHCC

7th T54.2X3 Toxic effect of corrosive acids and acid-like substances, assault POA

7th T54.2X4 Toxic effect of corrosive acids and acid-like substances, undetermined POA

5th T54.3 Toxic effects of corrosive alkalis and alkali-like substances

Toxic effects of potassium hydroxide

Toxic effects of sodium hydroxide

6th T54.3X Toxic effects of corrosive alkalis and alkali-like substances

7th T54.3X1 Toxic effect of corrosive alkalis and alkali-like substances, accidental (unintentional) POA

Toxic effects of corrosive alkalis and alkali-like substances NOS

7th T54.3X2 Toxic effect of corrosive alkalis and alkali-like substances, intentional self-harm POA HCC RxHCC

7th T54.3X3 Toxic effect of corrosive alkalis and alkali-like substances, assault POA

7th T54.3X4 Toxic effect of corrosive alkalis and alkali-like substances, undetermined POA

5th T54.9 Toxic effects of unspecified corrosive substance

x7th T54.91 Toxic effect of unspecified corrosive substance, accidental (unintentional) POA

x7th T54.92 Toxic effect of unspecified corrosive substance, intentional self-harm POA HCC RxHCC

x7th T54.93 Toxic effect of unspecified corrosive substance, assault POA

x7th T54.94 Toxic effect of unspecified corrosive substance, undetermined POA

4th T55 Toxic effect of soaps and detergents

The appropriate 7th character is to be added to each code from category T55

A = initial encounter

D = subsequent encounter

S = sequela

5th T55.0 Toxic effect of soaps

6th T55.0X Toxic effect of soaps

7th T55.0X1 Toxic effect of soaps, accidental (unintentional) POA

Toxic effect of soaps NOS

7th T55.0X2 Toxic effect of soaps, intentional self-harm POA HCC RxHCC

7th T55.0X3 Toxic effect of soaps, assault POA

7th T55.0X4 Toxic effect of soaps, undetermined POA

5th T55.1 Toxic effect of detergents

6th T55.1X Toxic effect of detergents

7th T55.1X1 Toxic effect of detergents, accidental (unintentional) POA

Toxic effect of detergents NOS

7th T55.1X2 Toxic effect of detergents, intentional self-harm POA HCC RxHCC

7th T55.1X3 Toxic effect of detergents, assault POA

7th T55.1X4 Toxic effect of detergents, undetermined POA

4th T56 Toxic effect of metals

INCLUDES *toxic effects of fumes and vapors of metals*

toxic effects of metals from all sources, except medicinal substances

Use additional code to identify any retained metal foreign body, if applicable (Z18.0-, T18.1-)

EXCLUDES1 *arsenic and its compounds (T57.0)*

manganese and its compounds (T57.2)

The appropriate 7th character is to be added to each code from category T56

A = initial encounter

D = subsequent encounter

S = sequela

5th T56.0 Toxic effects of lead and its compounds

6th T56.0X Toxic effects of lead and its compounds

7th T56.0X1 Toxic effect of lead and its compounds, accidental (unintentional) POA CC/MCC Exc

Toxic effects of lead and its compounds NOS

7th T56.0X2 Toxic effect of lead and its compounds, intentional self-harm POA HCC RxHCC CC/MCC Exc

7th T56.0X3 Toxic effect of lead and its compounds, assault POA CC/MCC Exc

7th T56.0X4 Toxic effect of lead and its compounds, undetermined POA CC/MCC Exc

5th T56.1 Toxic effects of mercury and its compounds

6th T56.1X Toxic effects of mercury and its compounds

7th T56.1X1 Toxic effect of mercury and its compounds, accidental (unintentional) POA

Toxic effects of mercury and its compounds NOS

7th T56.1X2 Toxic effect of mercury and its compounds, intentional self-harm POA HCC RxHCC

7th T56.1X3 Toxic effect of mercury and its compounds, assault POA

7th T56.1X4 Toxic effect of mercury and its compounds, undetermined POA

- 5th T56.2 Toxic effects of chromium and its compounds
  - 6th T56.2X Toxic effects of chromium and its compounds
    - 7th T56.2X1 Toxic effect of chromium and its compounds, accidental (unintentional) POA
      Toxic effects of chromium and its compounds NOS
    - 7th T56.2X2 Toxic effect of chromium and its compounds, intentional self-harm POA HCC RxHCC
    - 7th T56.2X3 Toxic effect of chromium and its compounds, assault POA
    - 7th T56.2X4 Toxic effect of chromium and its compounds, undetermined POA
- 5th T56.3 Toxic effects of cadmium and its compounds
  - 6th T56.3X Toxic effects of cadmium and its compounds
    - 7th T56.3X1 Toxic effect of cadmium and its compounds, accidental (unintentional) POA
      Toxic effects of cadmium and its compounds NOS
    - 7th T56.3X2 Toxic effect of cadmium and its compounds, intentional self-harm POA HCC RxHCC
    - 7th T56.3X3 Toxic effect of cadmium and its compounds, assault POA
    - 7th T56.3X4 Toxic effect of cadmium and its compounds, undetermined POA
- 5th T56.4 Toxic effects of copper and its compounds
  - 6th T56.4X Toxic effects of copper and its compounds
    - 7th T56.4X1 Toxic effect of copper and its compounds, accidental (unintentional) POA
      Toxic effects of copper and its compounds NOS
    - 7th T56.4X2 Toxic effect of copper and its compounds, intentional self-harm POA HCC RxHCC
    - 7th T56.4X3 Toxic effect of copper and its compounds, assault POA
    - 7th T56.4X4 Toxic effect of copper and its compounds, undetermined POA

- 5th T56.5 Toxic effects of zinc and its compounds
  - 6th T56.5X Toxic effects of zinc and its compounds
    - 7th T56.5X1 Toxic effect of zinc and its compounds, accidental (unintentional) POA
      Toxic effects of zinc and its compounds NOS
    - 7th T56.5X2 Toxic effect of zinc and its compounds, intentional self-harm POA HCC RxHCC
    - 7th T56.5X3 Toxic effect of zinc and its compounds, assault POA
    - 7th T56.5X4 Toxic effect of zinc and its compounds, undetermined POA
- 5th T56.6 Toxic effects of tin and its compounds
  - 6th T56.6X Toxic effects of tin and its compounds
    - 7th T56.6X1 Toxic effect of tin and its compounds, accidental (unintentional) POA
      Toxic effects of tin and its compounds NOS
    - 7th T56.6X2 Toxic effect of tin and its compounds, intentional self-harm POA HCC RxHCC
    - 7th T56.6X3 Toxic effect of tin and its compounds, assault POA
    - 7th T56.6X4 Toxic effect of tin and its compounds, undetermined POA
- 5th T56.7 Toxic effects of beryllium and its compounds
  - 6th T56.7X Toxic effects of beryllium and its compounds
    - 7th T56.7X1 Toxic effect of beryllium and its compounds, accidental (unintentional) POA
      Toxic effects of beryllium and its compounds NOS
    - 7th T56.7X2 Toxic effect of beryllium and its compounds, intentional self-harm POA HCC RxHCC
    - 7th T56.7X3 Toxic effect of beryllium and its compounds, assault POA
    - 7th T56.7X4 Toxic effect of beryllium and its compounds, undetermined POA

- 5th T56.8 Toxic effects of other metals
  - 6th T56.81 Toxic effect of thallium
    - 7th T56.811 Toxic effect of thallium, accidental (unintentional) POA
      Toxic effect of thallium NOS
    - 7th T56.812 Toxic effect of thallium, intentional self-harm POA HCC RxHCC
    - 7th T56.813 Toxic effect of thallium, assault POA
    - 7th T56.814 Toxic effect of thallium, undetermined POA
  - 6th T56.82 Toxic effect of gadolinium
    EXCLUDES1 *adverse effect of diagnostic agents (T50.8X5-)*
    - 7th T56.821 Toxic effect of gadolinium, accidental (unintentional) POA
      Toxic effect of gadolinium NOS
    - 7th T56.822 Toxic effect of gadolinium, intentional self-harm POA HCC RxHCC
    - 7th T56.823 Toxic effect of gadolinium, assault POA
    - 7th T56.824 Toxic effect of gadolinium, undetermined POA
  - 6th T56.89 Toxic effects of other metals
    - 7th T56.891 Toxic effect of other metals, accidental (unintentional) POA
      Toxic effects of other metals NOS
    - 7th T56.892 Toxic effect of other metals, intentional self-harm POA HCC RxHCC
    - 7th T56.893 Toxic effect of other metals, assault POA
    - 7th T56.894 Toxic effect of other metals, undetermined POA
- 5th T56.9 Toxic effects of unspecified metal
  - x7th T56.91 Toxic effect of unspecified metal, accidental (unintentional) POA
  - x7th T56.92 Toxic effect of unspecified metal, intentional self-harm POA HCC RxHCC
  - x7th T56.93 Toxic effect of unspecified metal, assault POA
  - x7th T56.94 Toxic effect of unspecified metal, undetermined POA

4th T57 Toxic effect of other inorganic substances

The appropriate 7th character is to be added to each code from category T57

A = initial encounter

D = subsequent encounter

S = sequela

5th T57.0 Toxic effect of arsenic and its compounds

6th T57.0X Toxic effect of arsenic and its compounds

7th T57.0X1 Toxic effect of arsenic and its compounds, accidental (unintentional) POA

Toxic effect of arsenic and its compounds NOS

7th T57.0X2 Toxic effect of arsenic and its compounds, intentional self-harm POA HCC RxHCC

7th T57.0X3 Toxic effect of arsenic and its compounds, assault POA

7th T57.0X4 Toxic effect of arsenic and its compounds, undetermined POA

5th T57.1 Toxic effect of phosphorus and its compounds

EXCLUDES1 *organophosphate insecticides (T60.0)*

6th T57.1X Toxic effect of phosphorus and its compounds

7th T57.1X1 Toxic effect of phosphorus and its compounds, accidental (unintentional) POA

Toxic effect of phosphorus and its compounds NOS

7th T57.1X2 Toxic effect of phosphorus and its compounds, intentional self-harm POA HCC RxHCC

7th T57.1X3 Toxic effect of phosphorus and its compounds, assault POA

7th T57.1X4 Toxic effect of phosphorus and its compounds, undetermined POA

- 5th T57.2 Toxic effect of manganese and its compounds
  - 6th T57.2X Toxic effect of manganese and its compounds
    - 7th T57.2X1 Toxic effect of manganese and its compounds, accidental (unintentional) POA
      Toxic effect of manganese and its compounds NOS
    - 7th T57.2X2 Toxic effect of manganese and its compounds, intentional self-harm POA HCC RxHCC
    - 7th T57.2X3 Toxic effect of manganese and its compounds, assault POA
    - 7th T57.2X4 Toxic effect of manganese and its compounds, undetermined POA
- 5th T57.3 Toxic effect of hydrogen cyanide
  - 6th T57.3X Toxic effect of hydrogen cyanide
    - 7th T57.3X1 Toxic effect of hydrogen cyanide, accidental (unintentional) POA
      Toxic effect of hydrogen cyanide NOS
    - 7th T57.3X2 Toxic effect of hydrogen cyanide, intentional self-harm POA HCC RxHCC
    - 7th T57.3X3 Toxic effect of hydrogen cyanide, assault POA
    - 7th T57.3X4 Toxic effect of hydrogen cyanide, undetermined POA
- 5th T57.8 Toxic effect of other specified inorganic substances
  - 6th T57.8X Toxic effect of other specified inorganic substances
    - 7th T57.8X1 Toxic effect of other specified inorganic substances, accidental (unintentional) POA
      Toxic effect of other specified inorganic substances NOS
    - 7th T57.8X2 Toxic effect of other specified inorganic substances, intentional self-harm POA HCC RxHCC
    - 7th T57.8X3 Toxic effect of other specified inorganic substances, assault POA
    - 7th T57.8X4 Toxic effect of other specified inorganic substances, undetermined POA
- 5th T57.9 Toxic effect of unspecified inorganic substance
  - x7th T57.91 Toxic effect of unspecified inorganic substance, accidental (unintentional) POA
  - x7th T57.92 Toxic effect of unspecified inorganic substance, intentional self-harm POA HCC RxHCC
  - x7th T57.93 Toxic effect of unspecified inorganic substance, assault POA
  - x7th T57.94 Toxic effect of unspecified inorganic substance, undetermined POA

4th T58 **Toxic effect of carbon monoxide**

INCLUDES *asphyxiation from carbon monoxide*

toxic effect of carbon monoxide from all sources

The appropriate 7th character is to be added to each code from category T58

A = initial encounter

D = subsequent encounter

S = sequela

5th T58.0 **Toxic effect of carbon monoxide from motor vehicle exhaust**

Toxic effect of exhaust gas from gas engine

Toxic effect of exhaust gas from motor pump

x7th T58.01 **Toxic effect of carbon monoxide from motor vehicle exhaust, accidental (unintentional)** POA

x7th T58.02 **Toxic effect of carbon monoxide from motor vehicle exhaust, intentional self-harm** POA HCC RxHCC

x7th T58.03 **Toxic effect of carbon monoxide from motor vehicle exhaust, assault** POA

x7th T58.04 **Toxic effect of carbon monoxide from motor vehicle exhaust, undetermined** POA

5th T58.1 **Toxic effect of carbon monoxide from utility gas**

Toxic effect of acetylene

Toxic effect of gas NOS used for lighting, heating, cooking

Toxic effect of water gas

x7th T58.11 **Toxic effect of carbon monoxide from utility gas, accidental (unintentional)** POA

x7th T58.12 **Toxic effect of carbon monoxide from utility gas, intentional self-harm** POA HCC RxHCC

x7th T58.13 **Toxic effect of carbon monoxide from utility gas, assault** POA

x7th T58.14 **Toxic effect of carbon monoxide from utility gas, undetermined** POA

- 5th T58.2 Toxic effect of carbon monoxide from incomplete combustion of other domestic fuels
  - Toxic effect of carbon monoxide from incomplete combustion of coal, coke, kerosene, wood
  - 6th T58.2X Toxic effect of carbon monoxide from incomplete combustion of other domestic fuels
    - 7th T58.2X1 Toxic effect of carbon monoxide from incomplete combustion of other domestic fuels, accidental (unintentional) POA
    - 7th T58.2X2 Toxic effect of carbon monoxide from incomplete combustion of other domestic fuels, intentional self-harm POA HCC RxHCC
    - 7th T58.2X3 Toxic effect of carbon monoxide from incomplete combustion of other domestic fuels, assault POA
    - 7th T58.2X4 Toxic effect of carbon monoxide from incomplete combustion of other domestic fuels, undetermined POA
- 5th T58.8 Toxic effect of carbon monoxide from other source
  - Toxic effect of carbon monoxide from blast furnace gas
  - Toxic effect of carbon monoxide from fuels in industrial use
  - Toxic effect of carbon monoxide from kiln vapor
  - 6th T58.8X Toxic effect of carbon monoxide from other source
    - 7th T58.8X1 Toxic effect of carbon monoxide from other source, accidental (unintentional) POA
    - 7th T58.8X2 Toxic effect of carbon monoxide from other source, intentional self-harm POA HCC RxHCC
    - 7th T58.8X3 Toxic effect of carbon monoxide from other source, assault POA
    - 7th T58.8X4 Toxic effect of carbon monoxide from other source, undetermined POA
- 5th T58.9 Toxic effect of carbon monoxide from unspecified source
  - x7th T58.91 Toxic effect of carbon monoxide from unspecified source, accidental (unintentional) POA
  - x7th T58.92 Toxic effect of carbon monoxide from unspecified source, intentional self-harm POA HCC RxHCC
  - x7th T58.93 Toxic effect of carbon monoxide from unspecified source, assault POA
  - x7th T58.94 Toxic effect of carbon monoxide from unspecified source, undetermined POA

4th T59 **Toxic effect of other gases, fumes and vapors**

INCLUDES *aerosol propellants*

EXCLUDES1 *chlorofluorocarbons (T53.5)*

The appropriate 7th character is to be added to each code from category T59

A = initial encounter

D = subsequent encounter

S = sequela

5th T59.0 **Toxic effect of nitrogen oxides**

6th T59.0X **Toxic effect of nitrogen oxides**

7th T59.0X1 **Toxic effect of nitrogen oxides, accidental (unintentional)** POA

Toxic effect of nitrogen oxides NOS

7th T59.0X2 **Toxic effect of nitrogen oxides, intentional self-harm** POA HCC RxHCC

7th T59.0X3 **Toxic effect of nitrogen oxides, assault** POA

7th T59.0X4 **Toxic effect of nitrogen oxides, undetermined** POA

5th T59.1 **Toxic effect of sulfur dioxide**

6th T59.1X **Toxic effect of sulfur dioxide**

7th T59.1X1 **Toxic effect of sulfur dioxide, accidental (unintentional)** POA

Toxic effect of sulfur dioxide NOS

7th T59.1X2 **Toxic effect of sulfur dioxide, intentional self-harm** POA HCC RxHCC

7th T59.1X3 **Toxic effect of sulfur dioxide, assault** POA

7th T59.1X4 **Toxic effect of sulfur dioxide, undetermined** POA

5th T59.2 Toxic effect of formaldehyde

6th T59.2X Toxic effect of formaldehyde

7th T59.2X1 Toxic effect of formaldehyde, accidental (unintentional) POA

Toxic effect of formaldehyde NOS

7th T59.2X2 Toxic effect of formaldehyde, intentional self-harm POA HCC RxHCC

7th T59.2X3 Toxic effect of formaldehyde, assault POA

7th T59.2X4 Toxic effect of formaldehyde, undetermined POA

5th T59.3 Toxic effect of lacrimogenic gas

Toxic effect of tear gas

6th T59.3X Toxic effect of lacrimogenic gas

7th T59.3X1 Toxic effect of lacrimogenic gas, accidental (unintentional) POA

Toxic effect of lacrimogenic gas NOS

7th T59.3X2 Toxic effect of lacrimogenic gas, intentional self-harm POA HCC RxHCC

7th T59.3X3 Toxic effect of lacrimogenic gas, assault POA

7th T59.3X4 Toxic effect of lacrimogenic gas, undetermined POA

5th T59.4 Toxic effect of chlorine gas

6th T59.4X Toxic effect of chlorine gas

7th T59.4X1 Toxic effect of chlorine gas, accidental (unintentional) POA

Toxic effect of chlorine gas NOS

7th T59.4X2 Toxic effect of chlorine gas, intentional self-harm POA HCC RxHCC

7th T59.4X3 Toxic effect of chlorine gas, assault POA

7th T59.4X4 Toxic effect of chlorine gas, undetermined POA

- 5th T59.5 Toxic effect of fluorine gas and hydrogen fluoride
  - 6th T59.5X Toxic effect of fluorine gas and hydrogen fluoride
    - 7th T59.5X1 Toxic effect of fluorine gas and hydrogen fluoride, accidental (unintentional) POA
      - Toxic effect of fluorine gas and hydrogen fluoride NOS
    - 7th T59.5X2 Toxic effect of fluorine gas and hydrogen fluoride, intentional self-harm POA HCC RxHCC
    - 7th T59.5X3 Toxic effect of fluorine gas and hydrogen fluoride, assault POA
    - 7th T59.5X4 Toxic effect of fluorine gas and hydrogen fluoride, undetermined POA
- 5th T59.6 Toxic effect of hydrogen sulfide
  - 6th T59.6X Toxic effect of hydrogen sulfide
    - 7th T59.6X1 Toxic effect of hydrogen sulfide, accidental (unintentional) POA
      - Toxic effect of hydrogen sulfide NOS
    - 7th T59.6X2 Toxic effect of hydrogen sulfide, intentional self-harm POA HCC RxHCC
    - 7th T59.6X3 Toxic effect of hydrogen sulfide, assault POA
    - 7th T59.6X4 Toxic effect of hydrogen sulfide, undetermined POA
- 5th T59.7 Toxic effect of carbon dioxide
  - 6th T59.7X Toxic effect of carbon dioxide
    - 7th T59.7X1 Toxic effect of carbon dioxide, accidental (unintentional) POA
      - Toxic effect of carbon dioxide NOS
    - 7th T59.7X2 Toxic effect of carbon dioxide, intentional self-harm POA HCC RxHCC
    - 7th T59.7X3 Toxic effect of carbon dioxide, assault POA
    - 7th T59.7X4 Toxic effect of carbon dioxide, undetermined POA

- 5th T59.8 Toxic effect of other specified gases, fumes and vapors
  - 6th T59.81 Toxic effect of smoke
    - Smoke inhalation
    - EXCLUDES2 *toxic effect of cigarette (tobacco) smoke (T65.22-)*
    - 7th T59.811 Toxic effect of smoke, accidental (unintentional) POA
      - Toxic effect of smoke NOS
    - 7th T59.812 Toxic effect of smoke, intentional self-harm POA HCC RxHCC
    - 7th T59.813 Toxic effect of smoke, assault POA
    - 7th T59.814 Toxic effect of smoke, undetermined POA
  - 6th T59.89 Toxic effect of other specified gases, fumes and vapors
    - 7th T59.891 Toxic effect of other specified gases, fumes and vapors, accidental (unintentional) POA
    - 7th T59.892 Toxic effect of other specified gases, fumes and vapors, intentional self-harm POA HCC RxHCC
    - 7th T59.893 Toxic effect of other specified gases, fumes and vapors, assault POA
    - 7th T59.894 Toxic effect of other specified gases, fumes and vapors, undetermined POA
- 5th T59.9 Toxic effect of unspecified gases, fumes and vapors
  - x7th T59.91 Toxic effect of unspecified gases, fumes and vapors, accidental (unintentional) POA
  - x7th T59.92 Toxic effect of unspecified gases, fumes and vapors, intentional self-harm POA HCC RxHCC
  - x7th T59.93 Toxic effect of unspecified gases, fumes and vapors, assault POA
  - x7th T59.94 Toxic effect of unspecified gases, fumes and vapors, undetermined POA

4th T60 Toxic effect of pesticides

INCLUDES *toxic effect of wood preservatives*

The appropriate 7th character is to be added to each code from category T60

A = initial encounter

D = subsequent encounter

S = sequela

5th T60.0 Toxic effect of organophosphate and carbamate insecticides

6th T60.0X Toxic effect of organophosphate and carbamate insecticides

7th T60.0X1 Toxic effect of organophosphate and carbamate insecticides, accidental (unintentional) POA

Toxic effect of organophosphate and carbamate insecticides NOS

7th T60.0X2 Toxic effect of organophosphate and carbamate insecticides, intentional self-harm POA HCC RxHCC

7th T60.0X3 Toxic effect of organophosphate and carbamate insecticides, assault POA

7th T60.0X4 Toxic effect of organophosphate and carbamate insecticides, undetermined POA

5th T60.1 Toxic effect of halogenated insecticides

EXCLUDES1 *chlorinated hydrocarbon (T53.-)*

6th T60.1X Toxic effect of halogenated insecticides

7th T60.1X1 Toxic effect of halogenated insecticides, accidental (unintentional) POA

Toxic effect of halogenated insecticides NOS

7th T60.1X2 Toxic effect of halogenated insecticides, intentional self-harm POA HCC RxHCC

7th T60.1X3 Toxic effect of halogenated insecticides, assault POA

7th T60.1X4 Toxic effect of halogenated insecticides, undetermined POA

5th T60.2 Toxic effect of other insecticides

6th T60.2X Toxic effect of other insecticides

7th T60.2X1 Toxic effect of other insecticides, accidental (unintentional) POA

Toxic effect of other insecticides NOS

7th T60.2X2 Toxic effect of other insecticides, intentional self-harm POA HCC RxHCC

7th T60.2X3 Toxic effect of other insecticides, assault POA

7th T60.2X4 Toxic effect of other insecticides, undetermined POA

5th T60.3 Toxic effect of herbicides and fungicides

6th T60.3X Toxic effect of herbicides and fungicides

7th T60.3X1 Toxic effect of herbicides and fungicides, accidental (unintentional) POA

Toxic effect of herbicides and fungicides NOS

7th T60.3X2 Toxic effect of herbicides and fungicides, intentional self-harm POA HCC RxHCC

7th T60.3X3 Toxic effect of herbicides and fungicides, assault POA

7th T60.3X4 Toxic effect of herbicides and fungicides, undetermined POA

5th T60.4 Toxic effect of rodenticides

EXCLUDES1 *strychnine and its salts (T65.1)*

thallium (T56.81-)

6th T60.4X Toxic effect of rodenticides

7th T60.4X1 Toxic effect of rodenticides, accidental (unintentional) POA

Toxic effect of rodenticides NOS

7th T60.4X2 Toxic effect of rodenticides, intentional self-harm POA HCC RxHCC

7th T60.4X3 Toxic effect of rodenticides, assault POA

7th T60.4X4 Toxic effect of rodenticides, undetermined POA

5th T60.8 Toxic effect of other pesticides

6th T60.8X Toxic effect of other pesticides

7th T60.8X1 Toxic effect of other pesticides, accidental (unintentional) POA

Toxic effect of other pesticides NOS

7th T60.8X2 Toxic effect of other pesticides, intentional self-harm POA HCC RxHCC

7th T60.8X3 Toxic effect of other pesticides, assault POA

7th T60.8X4 Toxic effect of other pesticides, undetermined POA

5th T60.9 Toxic effect of unspecified pesticide

x7th T60.91 Toxic effect of unspecified pesticide, accidental (unintentional) POA

x7th T60.92 Toxic effect of unspecified pesticide, intentional self-harm POA HCC RxHCC

x7th T60.93 Toxic effect of unspecified pesticide, assault POA

x7th T60.94 Toxic effect of unspecified pesticide, undetermined POA

4th T61 Toxic effect of noxious substances eaten as seafood

EXCLUDES1 *allergic reaction to food, such as:*

anaphylactic reaction or shock due to adverse food reaction (T78.0-)

bacterial foodborne intoxications (A05.-)

dermatitis (L23.6, L25.4, L27.2)

food protein-induced enterocolitis syndrome (K52.21)

food protein-induced enteropathy (K52.22)

gastroenteritis (noninfective) (K52.29)

toxic effect of aflatoxin and other mycotoxins (T64)

toxic effect of cyanides (T65.0-)

toxic effect of harmful algae bloom (T65.82-)

toxic effect of hydrogen cyanide (T57.3-)

4th T61 Toxic effect of noxious substances eaten as seafood

EXCLUDES1 *allergic reaction to food, such as:*

anaphylactic reaction or shock due to adverse food reaction (T78.0-)

bacterial foodborne intoxications (A05.-)

dermatitis (L23.6, L25.4, L27.2)

food protein-induced enterocolitis syndrome (K52.21)

food protein-induced enteropathy (K52.22)

gastroenteritis (noninfective) (K52.29)

toxic effect of aflatoxin and other mycotoxins (T64)

toxic effect of cyanides (T65.0-)

toxic effect of harmful algae bloom (T65.82-)

toxic effect of hydrogen cyanide (T57.3-)

toxic effect of mercury (T56.1-)

toxic effect of red tide (T65.82-)

The appropriate 7th character is to be added to each code from category T61

A = initial encounter

D = subsequent encounter

S = sequela

5th T61.0 Ciguatera fish poisoning

- x7th T61.01 Ciguatera fish poisoning, accidental (unintentional) POA
- x7th T61.02 Ciguatera fish poisoning, intentional self-harm POA HCC RxHCC
- x7th T61.03 Ciguatera fish poisoning, assault POA
- x7th T61.04 Ciguatera fish poisoning, undetermined POA

- 5th T61.1 Scombroid fish poisoning
  - Histamine-like syndrome
  - x7th T61.11 Scombroid fish poisoning, accidental (unintentional) POA
  - x7th T61.12 Scombroid fish poisoning, intentional self-harm POA HCC RxHCC
  - x7th T61.13 Scombroid fish poisoning, assault POA
  - x7th T61.14 Scombroid fish poisoning, undetermined POA
- 5th T61.7 Other fish and shellfish poisoning
  - 6th T61.77 Other fish poisoning
    - 7th T61.771 Other fish poisoning, accidental (unintentional) POA
    - 7th T61.772 Other fish poisoning, intentional self-harm POA HCC RxHCC
    - 7th T61.773 Other fish poisoning, assault POA
    - 7th T61.774 Other fish poisoning, undetermined POA
  - 6th T61.78 Other shellfish poisoning
    - 7th T61.781 Other shellfish poisoning, accidental (unintentional) POA
    - 7th T61.782 Other shellfish poisoning, intentional self-harm POA HCC RxHCC
    - 7th T61.783 Other shellfish poisoning, assault POA
    - 7th T61.784 Other shellfish poisoning, undetermined POA
- 5th T61.8 Toxic effect of other seafood
  - 6th T61.8X Toxic effect of other seafood
    - 7th T61.8X1 Toxic effect of other seafood, accidental (unintentional) POA
    - 7th T61.8X2 Toxic effect of other seafood, intentional self-harm POA HCC RxHCC
    - 7th T61.8X3 Toxic effect of other seafood, assault POA
    - 7th T61.8X4 Toxic effect of other seafood, undetermined POA
- 5th T61.9 Toxic effect of unspecified seafood
  - x7th T61.91 Toxic effect of unspecified seafood, accidental (unintentional) POA
  - x7th T61.92 Toxic effect of unspecified seafood, intentional self-harm POA HCC RxHCC
  - x7th T61.93 Toxic effect of unspecified seafood, assault POA
  - x7th T61.94 Toxic effect of unspecified seafood, undetermined POA

4th T62 Toxic effect of other noxious substances eaten as food

EXCLUDES1 *allergic reaction to food, such as:*

anaphylactic shock (reaction) due to adverse food reaction (T78.0-)

bacterial food borne intoxications (A05.-)

dermatitis (L23.6, L25.4, L27.2)

food protein-induced enterocolitis syndrome (K52.21)

food protein-induced enteropathy (K52.22)

gastroenteritis (noninfective) (K52.29)

toxic effect of aflatoxin and other mycotoxins (T64)

toxic effect of cyanides (T65.0-)

toxic effect of hydrogen cyanide (T57.3-)

toxic effect of mercury (T56.1-)

The appropriate 7th character is to be added to each code from category T62

A = initial encounter

D = subsequent encounter

S = sequela

5th T62.0 Toxic effect of ingested mushrooms

6th T62.0X Toxic effect of ingested mushrooms

7th T62.0X1 Toxic effect of ingested mushrooms, accidental (unintentional) POA

Toxic effect of ingested mushrooms NOS

7th T62.0X2 Toxic effect of ingested mushrooms, intentional self-harm POA HCC RxHCC

7th T62.0X3 Toxic effect of ingested mushrooms, assault POA

7th T62.0X4 Toxic effect of ingested mushrooms, undetermined POA

5th T62.1 Toxic effect of ingested berries

6th T62.1X Toxic effect of ingested berries

7th T62.1X1 Toxic effect of ingested berries, accidental (unintentional) POA

Toxic effect of ingested berries NOS

7th T62.1X2 Toxic effect of ingested berries, intentional self-harm POA HCC RxHCC

7th T62.1X3 Toxic effect of ingested berries, assault POA

7th T62.1X4 Toxic effect of ingested berries, undetermined POA

5th T62.2 Toxic effect of other ingested (parts of) plant(s)

6th T62.2X Toxic effect of other ingested (parts of) plant(s)

7th T62.2X1 Toxic effect of other ingested (parts of) plant(s), accidental (unintentional) POA

Toxic effect of other ingested (parts of) plant(s) NOS

7th T62.2X2 Toxic effect of other ingested (parts of) plant(s), intentional self-harm POA HCC RxHCC

7th T62.2X3 Toxic effect of other ingested (parts of) plant(s), assault POA

7th T62.2X4 Toxic effect of other ingested (parts of) plant(s), undetermined POA

5th T62.8 Toxic effect of other specified noxious substances eaten as food

6th T62.8X Toxic effect of other specified noxious substances eaten as food

7th T62.8X1 Toxic effect of other specified noxious substances eaten as food, accidental (unintentional) POA

Toxic effect of other specified noxious substances eaten as food NOS

7th T62.8X2 Toxic effect of other specified noxious substances eaten as food, intentional self-harm POA HCC RxHCC

7th T62.8X3 Toxic effect of other specified noxious substances eaten as food, assault POA

7th T62.8X4 Toxic effect of other specified noxious substances eaten as food, undetermined POA

5th T62.9 Toxic effect of unspecified noxious substance eaten as food

x7th T62.91 Toxic effect of unspecified noxious substance eaten as food, accidental (unintentional) POA

Toxic effect of unspecified noxious substance eaten as food NOS

x7th T62.92 Toxic effect of unspecified noxious substance eaten as food, intentional self-harm POA HCC RxHCC

x7th T62.93 Toxic effect of unspecified noxious substance eaten as food, assault POA

x7th T62.94 Toxic effect of unspecified noxious substance eaten as food, undetermined POA

4th T63 Toxic effect of contact with venomous animals and plants

INCLUDES *bite or touch of venomous animal*

pricked or stuck by thorn or leaf

EXCLUDES2 *ingestion of toxic animal or plant (T61.-, T62.-)*

The appropriate 7th character is to be added to each code from category T63

A = initial encounter

D = subsequent encounter

S = sequela

5th T63.0 Toxic effect of snake venom

6th T63.00 Toxic effect of unspecified snake venom

7th T63.001 Toxic effect of unspecified snake venom, accidental (unintentional) POA

Toxic effect of unspecified snake venom NOS

7th T63.002 Toxic effect of unspecified snake venom, intentional self-harm POA HCC RxHCC

7th T63.003 Toxic effect of unspecified snake venom, assault POA

7th T63.004 Toxic effect of unspecified snake venom, undetermined POA

6th T63.01 Toxic effect of rattlesnake venom

7th T63.011 Toxic effect of rattlesnake venom, accidental (unintentional) POA

Toxic effect of rattlesnake venom NOS

7th T63.012 Toxic effect of rattlesnake venom, intentional self-harm POA HCC RxHCC

7th T63.013 Toxic effect of rattlesnake venom, assault POA

7th T63.014 Toxic effect of rattlesnake venom, undetermined POA

6th T63.02 Toxic effect of coral snake venom

7th T63.021 Toxic effect of coral snake venom, accidental (unintentional) POA

Toxic effect of coral snake venom NOS

7th T63.022 Toxic effect of coral snake venom, intentional self-harm POA HCC RxHCC

7th T63.023 Toxic effect of coral snake venom, assault POA

7th T63.024 Toxic effect of coral snake venom, undetermined POA

6th T63.03 Toxic effect of taipan venom

7th T63.031 Toxic effect of taipan venom, accidental (unintentional) POA

Toxic effect of taipan venom NOS

7th T63.032 Toxic effect of taipan venom, intentional self-harm POA HCC RxHCC

7th T63.033 Toxic effect of taipan venom, assault POA

7th T63.034 Toxic effect of taipan venom, undetermined POA

6th T63.04 Toxic effect of cobra venom

7th T63.041 Toxic effect of cobra venom, accidental (unintentional) POA

Toxic effect of cobra venom NOS

7th T63.042 Toxic effect of cobra venom, intentional self-harm POA HCC RxHCC

7th T63.043 Toxic effect of cobra venom, assault POA

7th T63.044 Toxic effect of cobra venom, undetermined POA

6th T63.06 Toxic effect of venom of other North and South American snake

7th T63.061 Toxic effect of venom of other North and South American snake, accidental (unintentional) POA

Toxic effect of venom of other North and South American snake NOS

7th T63.062 Toxic effect of venom of other North and South American snake, intentional self-harm POA HCC RxHCC

7th T63.063 Toxic effect of venom of other North and South American snake, assault POA

7th T63.064 Toxic effect of venom of other North and South American snake, undetermined POA

6th T63.07 Toxic effect of venom of other Australian snake

7th T63.071 Toxic effect of venom of other Australian snake, accidental (unintentional) POA

Toxic effect of venom of other Australian snake NOS

7th T63.072 Toxic effect of venom of other Australian snake, intentional self-harm POA HCC RxHCC

7th T63.073 Toxic effect of venom of other Australian snake, assault POA

7th T63.074 Toxic effect of venom of other Australian snake, undetermined POA

6th T63.08 Toxic effect of venom of other African and Asian snake

7th T63.081 Toxic effect of venom of other African and Asian snake, accidental (unintentional) POA

Toxic effect of venom of other African and Asian snake NOS

7th T63.082 Toxic effect of venom of other African and Asian snake, intentional self-harm POA HCC RxHCC

7th T63.083 Toxic effect of venom of other African and Asian snake, assault POA

7th T63.084 Toxic effect of venom of other African and Asian snake, undetermined POA

6th T63.09 Toxic effect of venom of other snake

7th T63.091 Toxic effect of venom of other snake, accidental (unintentional) POA

Toxic effect of venom of other snake NOS

7th T63.092 Toxic effect of venom of other snake, intentional self-harm POA HCC RxHCC

7th T63.093 Toxic effect of venom of other snake, assault POA

7th T63.094 Toxic effect of venom of other snake, undetermined POA

5th T63.1 Toxic effect of venom of other reptiles

6th T63.11 Toxic effect of venom of gila monster

7th T63.111 Toxic effect of venom of gila monster, accidental (unintentional) POA

Toxic effect of venom of gila monster NOS

7th T63.112 Toxic effect of venom of gila monster, intentional self-harm POA HCC RxHCC

7th T63.113 Toxic effect of venom of gila monster, assault POA

7th T63.114 Toxic effect of venom of gila monster, undetermined POA

6th T63.12 Toxic effect of venom of other venomous lizard

7th T63.121 Toxic effect of venom of other venomous lizard, accidental (unintentional) POA

Toxic effect of venom of other venomous lizard NOS

7th T63.122 Toxic effect of venom of other venomous lizard, intentional self-harm POA HCC RxHCC

7th T63.123 Toxic effect of venom of other venomous lizard, assault POA

7th T63.124 Toxic effect of venom of other venomous lizard, undetermined POA

6th T63.19 Toxic effect of venom of other reptiles

7th T63.191 Toxic effect of venom of other reptiles, accidental (unintentional) POA

Toxic effect of venom of other reptiles NOS

7th T63.192 Toxic effect of venom of other reptiles, intentional self-harm POA HCC RxHCC

7th T63.193 Toxic effect of venom of other reptiles, assault POA

7th T63.194 Toxic effect of venom of other reptiles, undetermined POA

- 5th T63.2 Toxic effect of venom of scorpion
  - 6th T63.2X Toxic effect of venom of scorpion
    - 7th T63.2X1 Toxic effect of venom of scorpion, accidental (unintentional) POA
      Toxic effect of venom of scorpion NOS
    - 7th T63.2X2 Toxic effect of venom of scorpion, intentional self-harm POA HCC RxHCC
    - 7th T63.2X3 Toxic effect of venom of scorpion, assault POA
    - 7th T63.2X4 Toxic effect of venom of scorpion, undetermined POA
- 5th T63.3 Toxic effect of venom of spider
  - 6th T63.30 Toxic effect of unspecified spider venom
    - 7th T63.301 Toxic effect of unspecified spider venom, accidental (unintentional) POA
    - 7th T63.302 Toxic effect of unspecified spider venom, intentional self-harm POA HCC RxHCC
    - 7th T63.303 Toxic effect of unspecified spider venom, assault POA
    - 7th T63.304 Toxic effect of unspecified spider venom, undetermined POA
  - 6th T63.31 Toxic effect of venom of black widow spider
    - 7th T63.311 Toxic effect of venom of black widow spider, accidental (unintentional) POA
    - 7th T63.312 Toxic effect of venom of black widow spider, intentional self-harm POA HCC RxHCC
    - 7th T63.313 Toxic effect of venom of black widow spider, assault POA
    - 7th T63.314 Toxic effect of venom of black widow spider, undetermined POA
  - 6th T63.32 Toxic effect of venom of tarantula
    - 7th T63.321 Toxic effect of venom of tarantula, accidental (unintentional) POA
    - 7th T63.322 Toxic effect of venom of tarantula, intentional self-harm POA HCC RxHCC
    - 7th T63.323 Toxic effect of venom of tarantula, assault POA
    - 7th T63.324 Toxic effect of venom of tarantula, undetermined POA
  - 6th T63.33 Toxic effect of venom of brown recluse spider
    - 7th T63.331 Toxic effect of venom of brown recluse spider, accidental (unintentional) POA
    - 7th T63.332 Toxic effect of venom of brown recluse spider, intentional self-harm POA HCC RxHCC
    - 7th T63.333 Toxic effect of venom of brown recluse spider, assault POA
    - 7th T63.334 Toxic effect of venom of brown recluse spider, undetermined POA
  - 6th T63.39 Toxic effect of venom of other spider
    - 7th T63.391 Toxic effect of venom of other spider, accidental (unintentional) POA
    - 7th T63.392 Toxic effect of venom of other spider, intentional self-harm POA HCC RxHCC
    - 7th T63.393 Toxic effect of venom of other spider, assault POA
    - 7th T63.394 Toxic effect of venom of other spider, undetermined POA

5th T63.4 Toxic effect of venom of other arthropods

Use additional code, if applicable, for anaphylactic shock (T78.2)

6th T63.41 Toxic effect of venom of centipedes and venomous millipedes

7th T63.411 Toxic effect of venom of centipedes and venomous millipedes, accidental (unintentional) POA

7th T63.412 Toxic effect of venom of centipedes and venomous millipedes, intentional self-harm POA HCC RxHCC

7th T63.413 Toxic effect of venom of centipedes and venomous millipedes, assault POA

7th T63.414 Toxic effect of venom of centipedes and venomous millipedes, undetermined POA

6th T63.42 Toxic effect of venom of ants

7th T63.421 Toxic effect of venom of ants, accidental (unintentional) POA

7th T63.422 Toxic effect of venom of ants, intentional self-harm POA HCC RxHCC

7th T63.423 Toxic effect of venom of ants, assault POA

7th T63.424 Toxic effect of venom of ants, undetermined POA

6th T63.43 Toxic effect of venom of caterpillars

7th T63.431 Toxic effect of venom of caterpillars, accidental (unintentional) POA

7th T63.432 Toxic effect of venom of caterpillars, intentional self-harm POA HCC RxHCC

7th T63.433 Toxic effect of venom of caterpillars, assault POA

7th T63.434 Toxic effect of venom of caterpillars, undetermined POA

6th T63.44 Toxic effect of venom of bees

7th T63.441 Toxic effect of venom of bees, accidental (unintentional) POA

7th T63.442 Toxic effect of venom of bees, intentional self-harm POA HCC RxHCC

7th T63.443 Toxic effect of venom of bees, assault POA

7th T63.444 Toxic effect of venom of bees, undetermined POA

6th T63.45 Toxic effect of venom of hornets

7th T63.451 Toxic effect of venom of hornets, accidental (unintentional) POA

7th T63.452 Toxic effect of venom of hornets, intentional self-harm POA HCC RxHCC

7th T63.453 Toxic effect of venom of hornets, assault POA

7th T63.454 Toxic effect of venom of hornets, undetermined POA

6th T63.46 Toxic effect of venom of wasps

Toxic effect of yellow jacket

7th T63.461 Toxic effect of venom of wasps, accidental (unintentional) POA

7th T63.462 Toxic effect of venom of wasps, intentional self-harm POA HCC RxHCC

7th T63.463 Toxic effect of venom of wasps, assault POA

7th T63.464 Toxic effect of venom of wasps, undetermined POA

6th T63.48 Toxic effect of venom of other arthropod

7th T63.481 Toxic effect of venom of other arthropod, accidental (unintentional) POA

7th T63.482 Toxic effect of venom of other arthropod, intentional self-harm POA HCC RxHCC

7th T63.483 Toxic effect of venom of other arthropod, assault POA

7th T63.484 Toxic effect of venom of other arthropod, undetermined POA

5th T63.5 Toxic effect of contact with venomous fish

EXCLUDES2 *poisoning by ingestion of fish (T61.-)*

6th T63.51 Toxic effect of contact with stingray

7th T63.511 Toxic effect of contact with stingray, accidental (unintentional) POA

7th T63.512 Toxic effect of contact with stingray, intentional self-harm POA HCC RxHCC

7th T63.513 Toxic effect of contact with stingray, assault POA

7th T63.514 Toxic effect of contact with stingray, undetermined POA

6th T63.59 Toxic effect of contact with other venomous fish

7th T63.591 Toxic effect of contact with other venomous fish, accidental (unintentional) POA

7th T63.592 Toxic effect of contact with other venomous fish, intentional self-harm POA HCC RxHCC

7th T63.593 Toxic effect of contact with other venomous fish, assault POA

7th T63.594 Toxic effect of contact with other venomous fish, undetermined POA

5th T63.6 Toxic effect of contact with other venomous marine animals

EXCLUDES1 *sea-snake venom (T63.09)*

EXCLUDES2 *poisoning by ingestion of shellfish (T61.78-)*

6th T63.61 Toxic effect of contact with Portuguese Man-o-war

Toxic effect of contact with bluebottle

7th T63.611 Toxic effect of contact with Portuguese Man-o-war, accidental (unintentional) POA

7th T63.612 Toxic effect of contact with Portuguese Man-o-war, intentional self-harm POA HCC RxHCC

7th T63.613 Toxic effect of contact with Portuguese Man-o-war, assault POA

7th T63.614 Toxic effect of contact with Portuguese Man-o-war, undetermined POA

6th T63.62 Toxic effect of contact with other jellyfish

7th T63.621 Toxic effect of contact with other jellyfish, accidental (unintentional) POA

7th T63.622 Toxic effect of contact with other jellyfish, intentional self-harm POA HCC RxHCC

7th T63.623 Toxic effect of contact with other jellyfish, assault POA

7th T63.624 Toxic effect of contact with other jellyfish, undetermined POA

6th T63.63 Toxic effect of contact with sea anemone

7th T63.631 Toxic effect of contact with sea anemone, accidental (unintentional) POA

7th T63.632 Toxic effect of contact with sea anemone, intentional self-harm POA HCC RxHCC

7th T63.633 Toxic effect of contact with sea anemone, assault POA

7th T63.634 Toxic effect of contact with sea anemone, undetermined POA

6th T63.69 Toxic effect of contact with other venomous marine animals

7th T63.691 Toxic effect of contact with other venomous marine animals, accidental (unintentional) POA

7th T63.692 Toxic effect of contact with other venomous marine animals, intentional self-harm POA HCC RxHCC

7th T63.693 Toxic effect of contact with other venomous marine animals, assault POA

7th T63.694 Toxic effect of contact with other venomous marine animals, undetermined POA

- 5th T63.7 Toxic effect of contact with venomous plant
  - 6th T63.71 Toxic effect of contact with venomous marine plant
    - 7th T63.711 Toxic effect of contact with venomous marine plant, accidental (unintentional) POA
    - 7th T63.712 Toxic effect of contact with venomous marine plant, intentional self-harm POA HCC RxHCC
    - 7th T63.713 Toxic effect of contact with venomous marine plant, assault POA
    - 7th T63.714 Toxic effect of contact with venomous marine plant, undetermined POA
  - 6th T63.79 Toxic effect of contact with other venomous plant
    - 7th T63.791 Toxic effect of contact with other venomous plant, accidental (unintentional) POA
    - 7th T63.792 Toxic effect of contact with other venomous plant, intentional self-harm POA HCC RxHCC
    - 7th T63.793 Toxic effect of contact with other venomous plant, assault POA
    - 7th T63.794 Toxic effect of contact with other venomous plant, undetermined POA
- 5th T63.8 Toxic effect of contact with other venomous animals
  - 6th T63.81 Toxic effect of contact with venomous frog

    EXCLUDES1 *contact with nonvenomous frog (W62.0)*
    - 7th T63.811 Toxic effect of contact with venomous frog, accidental (unintentional) POA
    - 7th T63.812 Toxic effect of contact with venomous frog, intentional self-harm POA HCC RxHCC
    - 7th T63.813 Toxic effect of contact with venomous frog, assault POA
    - 7th T63.814 Toxic effect of contact with venomous frog, undetermined POA

- 6th T63.82 Toxic effect of contact with venomous toad
  - EXCLUDES1 *contact with nonvenomous toad (W62.1)*
  - 7th T63.821 Toxic effect of contact with venomous toad, accidental (unintentional) POA
  - 7th T63.822 Toxic effect of contact with venomous toad, intentional self-harm POA HCC RxHCC
  - 7th T63.823 Toxic effect of contact with venomous toad, assault POA
  - 7th T63.824 Toxic effect of contact with venomous toad, undetermined POA
- 6th T63.83 Toxic effect of contact with other venomous amphibian
  - EXCLUDES1 *contact with nonvenomous amphibian (W62.9)*
  - 7th T63.831 Toxic effect of contact with other venomous amphibian, accidental (unintentional) POA
  - 7th T63.832 Toxic effect of contact with other venomous amphibian, intentional self-harm POA HCC RxHCC
  - 7th T63.833 Toxic effect of contact with other venomous amphibian, assault POA
  - 7th T63.834 Toxic effect of contact with other venomous amphibian, undetermined POA
- 6th T63.89 Toxic effect of contact with other venomous animals
  - 7th T63.891 Toxic effect of contact with other venomous animals, accidental (unintentional) POA
  - 7th T63.892 Toxic effect of contact with other venomous animals, intentional self-harm POA HCC RxHCC
  - 7th T63.893 Toxic effect of contact with other venomous animals, assault POA
  - 7th T63.894 Toxic effect of contact with other venomous animals, undetermined POA
- 5th T63.9 Toxic effect of contact with unspecified venomous animal
  - x7th T63.91 Toxic effect of contact with unspecified venomous animal, accidental (unintentional) POA
  - x7th T63.92 Toxic effect of contact with unspecified venomous animal, intentional self-harm POA HCC RxHCC
  - x7th T63.93 Toxic effect of contact with unspecified venomous animal, assault POA
  - x7th T63.94 Toxic effect of contact with unspecified venomous animal, undetermined POA

4th T64 Toxic effect of aflatoxin and other mycotoxin food contaminants

The appropriate 7th character is to be added to each code from category T64

A = initial encounter

D = subsequent encounter

S = sequela

5th T64.0 Toxic effect of aflatoxin

x7th T64.01 Toxic effect of aflatoxin, accidental (unintentional) POA

x7th T64.02 Toxic effect of aflatoxin, intentional self-harm POA HCC RxHCC

x7th T64.03 Toxic effect of aflatoxin, assault POA

x7th T64.04 Toxic effect of aflatoxin, undetermined POA

5th T64.8 Toxic effect of other mycotoxin food contaminants

x7th T64.81 Toxic effect of other mycotoxin food contaminants, accidental (unintentional) POA

x7th T64.82 Toxic effect of other mycotoxin food contaminants, intentional self-harm POA HCC RxHCC

x7th T64.83 Toxic effect of other mycotoxin food contaminants, assault POA

x7th T64.84 Toxic effect of other mycotoxin food contaminants, undetermined POA

4th T65 Toxic effect of other and unspecified substances

The appropriate 7th character is to be added to each code from category T65

A = initial encounter

D = subsequent encounter

S = sequela

5th T65.0 Toxic effect of cyanides

EXCLUDES1 *hydrogen cyanide (T57.3-)*

6th T65.0X Toxic effect of cyanides

7th T65.0X1 Toxic effect of cyanides, accidental (unintentional) POA

Toxic effect of cyanides NOS

7th T65.0X2 Toxic effect of cyanides, intentional self-harm POA HCC RxHCC

7th T65.0X3 Toxic effect of cyanides, assault POA

7th T65.0X4 Toxic effect of cyanides, undetermined POA

5th T65.1 Toxic effect of strychnine and its salts

6th T65.1X Toxic effect of strychnine and its salts

7th T65.1X1 Toxic effect of strychnine and its salts, accidental (unintentional) POA

Toxic effect of strychnine and its salts NOS

7th T65.1X2 Toxic effect of strychnine and its salts, intentional self-harm POA HCC RxHCC

7th T65.1X3 Toxic effect of strychnine and its salts, assault POA

7th T65.1X4 Toxic effect of strychnine and its salts, undetermined POA

5th T65.2 Toxic effect of tobacco and nicotine

EXCLUDES2 *nicotine dependence (F17.-)*

6th T65.21 Toxic effect of chewing tobacco

7th T65.211 Toxic effect of chewing tobacco, accidental (unintentional) POA

Toxic effect of chewing tobacco NOS

7th T65.212 Toxic effect of chewing tobacco, intentional self-harm POA HCC RxHCC

7th T65.213 Toxic effect of chewing tobacco, assault POA

7th T65.214 Toxic effect of chewing tobacco, undetermined POA

6th T65.22 **Toxic effect of tobacco cigarettes**

Toxic effect of tobacco smoke

Use additional code for exposure to second hand tobacco smoke (Z57.31, Z77.22)

7th T65.221 **Toxic effect of tobacco cigarettes, accidental (unintentional)** POA

Toxic effect of tobacco cigarettes NOS

7th T65.222 **Toxic effect of tobacco cigarettes, intentional self-harm** POA HCC RxHCC

7th T65.223 **Toxic effect of tobacco cigarettes, assault** POA

7th T65.224 **Toxic effect of tobacco cigarettes, undetermined** POA

6th T65.29 **Toxic effect of other tobacco and nicotine**

7th T65.291 **Toxic effect of other tobacco and nicotine, accidental (unintentional)** POA

Toxic effect of other tobacco and nicotine NOS

7th T65.292 **Toxic effect of other tobacco and nicotine, intentional self-harm** POA HCC RxHCC

7th T65.293 **Toxic effect of other tobacco and nicotine, assault** POA

7th T65.294 **Toxic effect of other tobacco and nicotine, undetermined** POA

5th T65.3 **Toxic effect of nitroderivatives and aminoderivatives of benzene and its homologues**

Toxic effect of aniline [benzenamine]

Toxic effect of nitrobenzene

Toxic effect of trinitrotoluene

6th T65.3X **Toxic effect of nitroderivatives and aminoderivatives of benzene and its homologues**

7th T65.3X1 **Toxic effect of nitroderivatives and aminoderivatives of benzene and its homologues, accidental (unintentional)** POA

Toxic effect of nitroderivatives and aminoderivatives of benzene and its homologues NOS

7th T65.3X2 **Toxic effect of nitroderivatives and aminoderivatives of benzene and its homologues, intentional self-harm** POA HCC RxHCC

7th T65.3X3 **Toxic effect of nitroderivatives and aminoderivatives of benzene and its homologues, assault** POA

7th T65.3X4 **Toxic effect of nitroderivatives and aminoderivatives of benzene and its homologues, undetermined** POA

5th T65.4 Toxic effect of carbon disulfide

6th T65.4X Toxic effect of carbon disulfide

7th T65.4X1 Toxic effect of carbon disulfide, accidental (unintentional) POA

Toxic effect of carbon disulfide NOS

7th T65.4X2 Toxic effect of carbon disulfide, intentional self-harm POA HCC RxHCC

7th T65.4X3 Toxic effect of carbon disulfide, assault POA

7th T65.4X4 Toxic effect of carbon disulfide, undetermined POA

5th T65.5 Toxic effect of nitroglycerin and other nitric acids and esters

Toxic effect of 1,2,3-Propanetriol trinitrate

6th T65.5X Toxic effect of nitroglycerin and other nitric acids and esters

7th T65.5X1 Toxic effect of nitroglycerin and other nitric acids and esters, accidental (unintentional) POA

Toxic effect of nitroglycerin and other nitric acids and esters NOS

7th T65.5X2 Toxic effect of nitroglycerin and other nitric acids and esters, intentional self-harm POA HCC RxHCC

7th T65.5X3 Toxic effect of nitroglycerin and other nitric acids and esters, assault POA

7th T65.5X4 Toxic effect of nitroglycerin and other nitric acids and esters, undetermined POA

5th T65.6 Toxic effect of paints and dyes, not elsewhere classified

6th T65.6X Toxic effect of paints and dyes, not elsewhere classified

7th T65.6X1 Toxic effect of paints and dyes, not elsewhere classified, accidental (unintentional) POA

Toxic effect of paints and dyes NOS

7th T65.6X2 Toxic effect of paints and dyes, not elsewhere classified, intentional self-harm POA HCC RxHCC

7th T65.6X3 Toxic effect of paints and dyes, not elsewhere classified, assault POA

7th T65.6X4 Toxic effect of paints and dyes, not elsewhere classified, undetermined POA

5th T65.8 Toxic effect of other specified substances

6th T65.81 Toxic effect of latex

7th T65.811 Toxic effect of latex, accidental (unintentional) POA

Toxic effect of latex NOS

7th T65.812 Toxic effect of latex, intentional self-harm POA HCC RxHCC

7th T65.813 Toxic effect of latex, assault POA

7th T65.814 Toxic effect of latex, undetermined POA

6th T65.82 Toxic effect of harmful algae and algae toxins

Toxic effect of (harmful) algae bloom NOS

Toxic effect of blue-green algae bloom

Toxic effect of brown tide

Toxic effect of cyanobacteria bloom

Toxic effect of Florida red tide

Toxic effect of pfiesteria piscicida

Toxic effect of red tide

7th T65.821 Toxic effect of harmful algae and algae toxins, accidental (unintentional) POA

Toxic effect of harmful algae and algae toxins NOS

7th T65.822 Toxic effect of harmful algae and algae toxins, intentional self-harm POA HCC RxHCC

7th T65.823 Toxic effect of harmful algae and algae toxins, assault POA

7th T65.824 Toxic effect of harmful algae and algae toxins, undetermined POA

6th T65.83 Toxic effect of fiberglass

7th T65.831 Toxic effect of fiberglass, accidental (unintentional) POA

Toxic effect of fiberglass NOS

7th T65.832 Toxic effect of fiberglass, intentional self-harm POA HCC RxHCC

7th T65.833 Toxic effect of fiberglass, assault POA

7th T65.834 Toxic effect of fiberglass, undetermined POA

6th T65.84 Toxic effect of xylazine

*Use additional code(s) for all associated manifestations, such as:

*cellulitis and acute lymphangitis (L03.-)

*cutaneous abscess, furuncle and carbuncle (L02.-)

*non-pressure chronic ulcer of lower limb, not elsewhere classified (L97.-)

*non-pressure chronic ulcer of skin, not elsewhere classified (L98.4-)

7th T65.841 Toxic effect of xylazine, accidental (unintentional) POA

*Toxic effect of xylazine NOS

7th T65.842 Toxic effect of xylazine, intentional self-harm POA

7th T65.843 Toxic effect of xylazine, assault POA

7th T65.844 Toxic effect of xylazine, undetermined POA

6th T65.89 Toxic effect of other specified substances

7th T65.891 Toxic effect of other specified substances, accidental (unintentional) POA

AHA: Q1 2018

Toxic effect of other specified substances NOS

7th T65.892 Toxic effect of other specified substances, intentional self-harm POA HCC RxHCC

7th T65.893 Toxic effect of other specified substances, assault POA

7th T65.894 Toxic effect of other specified substances, undetermined POA

5th T65.9 Toxic effect of unspecified substance

x7th T65.91 Toxic effect of unspecified substance, accidental (unintentional) POA

Poisoning NOS

x7th T65.92 Toxic effect of unspecified substance, intentional self-harm POA HCC RxHCC

x7th T65.93 Toxic effect of unspecified substance, assault POA

x7th T65.94 Toxic effect of unspecified substance, undetermined POA

Other and unspecified effects of external causes (T66-T78)

x7th T66 **Radiation sickness, unspecified** POA

EXCLUDES1 *specified adverse effects of radiation, such as:*

burns (T20-T31)

leukemia (C91-C95)

radiation gastroenteritis and colitis (K52.0)

radiation pneumonitis (J70.0)

radiation related disorders of the skin and subcutaneous tissue (L55-L59)

sunburn (L55.-)

The appropriate 7th character is to be added to code T66

A = initial encounter

D = subsequent encounter

S = sequela

4th T67 **Effects of heat and light**

EXCLUDES1 *erythema [dermatitis] ab igne (L59.0)*

malignant hyperpyrexia due to anesthesia (T88.3)

radiation-related disorders of the skin and subcutaneous tissue (L55-L59)

EXCLUDES2 *burns (T20-T31)*

sunburn (L55.-)

sweat disorder due to heat (L74-L75)

The appropriate 7th character is to be added to each code from category T67

A = initial encounter

D = subsequent encounter

S = sequela

5th T67.0 Heatstroke and sunstroke

Use additional code(s) to identify any associated complications of heatstroke, such as:

coma and stupor (R40.-)

rhabdomyolysis (M62.82)

systemic inflammatory response syndrome (R65.1-)

7th T67.01 Heatstroke and sunstroke CC POA HAC CC/MCC Exc

AHA: Q4 2019

Heat apoplexy

Heat pyrexia

Siriasis

Thermoplegia

7th T67.02 Exertional heatstroke CC POA HAC CC/MCC Exc

AHA: Q4 2019

7th T67.09 Other heatstroke and sunstroke CC POA HAC CC/MCC Exc

AHA: Q4 2019

7th T67.1 Heat syncope POA CC/MCC Exc

Heat collapse

7th T67.2 Heat cramp POA CC/MCC Exc

7th T67.3 Heat exhaustion, anhydrotic POA CC/MCC Exc

Heat prostration due to water depletion

EXCLUDES1 heat exhaustion due to salt depletion (T67.4)

7th T67.4 Heat exhaustion due to salt depletion POA CC/MCC Exc

Heat prostration due to salt (and water) depletion

7th T67.5 Heat exhaustion, unspecified POA CC/MCC Exc

Heat prostration NOS

T67.6 Heat fatigue, transient POA CC/MCC Exc

T67.7 Heat edema POA CC/MCC Exc

T67.8 Other effects of heat and light POA CC/MCC Exc

T67.9 Effect of heat and light, unspecified POA CC/MCC Exc

T68 Hypothermia POA

Accidental hypothermia

Hypothermia NOS

Use additional code to identify source of exposure:

Exposure to excessive cold of man-made origin (W93)

Exposure to excessive cold of natural origin (X31)

EXCLUDES1 *hypothermia following anesthesia (T88.51)*

hypothermia not associated with low environmental temperature (R68.0)

hypothermia of newborn (P80.-)

EXCLUDES2 *frostbite (T33-T34)*

The appropriate 7th character is to be added to code T68

A = initial encounter

D = subsequent encounter

S = sequela

4th T69 Other effects of reduced temperature

Use additional code to identify source of exposure:

Exposure to excessive cold of man-made origin (W93)

Exposure to excessive cold of natural origin (X31)

EXCLUDES2 *frostbite (T33-T34)*

The appropriate 7th character is to be added to each code from category T69

A = initial encounter

D = subsequent encounter

S = sequela

5th T69.0 Immersion hand and foot

6th T69.01 Immersion hand

7th T69.011 Immersion hand, right hand POA

7th T69.012 Immersion hand, left hand POA

7th T69.019 Immersion hand, unspecified hand POA

6th T69.02 Immersion foot

Trench foot

7th T69.021 Immersion foot, right foot CC POA HAC CC/MCC Exc

7th T69.022 Immersion foot, left foot CC POA HAC CC/MCC Exc

7th T69.029 Immersion foot, unspecified foot CC POA HAC CC/MCC Exc

x7th T69.1 Chilblains POA

x7th T69.8 Other specified effects of reduced temperature POA

x7th T69.9 Effect of reduced temperature, unspecified POA

4th T70 Effects of air pressure and water pressure

The appropriate 7th character is to be added to each code from category T70

A = initial encounter

D = subsequent encounter

S = sequela

x7th T70.0 Otitic barotrauma POA

Aero-otitis media

Effects of change in ambient atmospheric pressure or water pressure on ears

x7th T70.1 Sinus barotrauma POA

Aerosinusitis

Effects of change in ambient atmospheric pressure on sinuses

5th T70.2 Other and unspecified effects of high altitude

EXCLUDES2 *polycythemia due to high altitude (D75.1)*

x7th T70.20 Unspecified effects of high altitude POA

x7th T70.29 Other effects of high altitude POA

Alpine sickness

Anoxia due to high altitude

Barotrauma NOS

Hypobaropathy

Mountain sickness

x7th T70.3 Caisson disease [decompression sickness] CC POA HAC CC/MCC Exc

Compressed-air disease

Diver's palsy or paralysis

x7th T70.4 Effects of high-pressure fluids POA CC/MCC Exc

Hydraulic jet injection (industrial)

Pneumatic jet injection (industrial)

Traumatic jet injection (industrial)

x7th T70.8 Other effects of air pressure and water pressure POA CC/MCC Exc

x7th T70.9 Effect of air pressure and water pressure, unspecified POA CC/MCC Exc

4th T71 **Asphyxiation**

Mechanical suffocation

Traumatic suffocation

EXCLUDES1 *acute respiratory distress (syndrome) (J80)*

anoxia due to high altitude (T70.2)

asphyxia NOS (R09.01)

asphyxia from carbon monoxide (T58.-)

asphyxia from inhalation of food or foreign body (T17.-)

asphyxia from other gases, fumes and vapors (T59.-)

respiratory distress (syndrome) in newborn (P22.-)

The appropriate 7th character is to be added to each code from category T71

A = initial encounter

D = subsequent encounter

S = sequela

5th T71.1 **Asphyxiation due to mechanical threat to breathing**

Suffocation due to mechanical threat to breathing

6th T71.11 **Asphyxiation due to smothering under pillow**

7th T71.111 **Asphyxiation due to smothering under pillow, accidental** CC POA HAC CC/MCC Exc

Asphyxiation due to smothering under pillow NOS

7th T71.112 **Asphyxiation due to smothering under pillow, intentional self-harm** CC POA HAC HCC RxHCC CC/MCC Exc

7th T71.113 **Asphyxiation due to smothering under pillow, assault** CC POA HAC CC/MCC Exc

7th T71.114 **Asphyxiation due to smothering under pillow, undetermined** CC POA HAC CC/MCC Exc

6th T71.12 Asphyxiation due to plastic bag

7th T71.121 Asphyxiation due to plastic bag, accidental CC POA HAC CC/MCC Exc

Asphyxiation due to plastic bag NOS

7th T71.122 Asphyxiation due to plastic bag, intentional self-harm CC POA HAC HCC RxHCC CC/MCC Exc

7th T71.123 Asphyxiation due to plastic bag, assault CC POA HAC CC/MCC Exc

7th T71.124 Asphyxiation due to plastic bag, undetermined CC POA HAC CC/MCC Exc

6th T71.13 Asphyxiation due to being trapped in bed linens

7th T71.131 Asphyxiation due to being trapped in bed linens, accidental CC POA HAC CC/MCC Exc

Asphyxiation due to being trapped in bed linens NOS

7th T71.132 Asphyxiation due to being trapped in bed linens, intentional self-harm CC POA HAC HCC RxHCC CC/MCC Exc

7th T71.133 Asphyxiation due to being trapped in bed linens, assault CC POA HAC CC/MCC Exc

7th T71.134 Asphyxiation due to being trapped in bed linens, undetermined CC POA HAC CC/MCC Exc

6th T71.14 Asphyxiation due to smothering under another person's body (in bed)

7th T71.141 Asphyxiation due to smothering under another person's body (in bed), accidental CC POA HAC CC/MCC Exc

Asphyxiation due to smothering under another person's body (in bed) NOS

7th T71.143 Asphyxiation due to smothering under another person's body (in bed), assault CC POA HAC CC/MCC Exc

7th T71.144 Asphyxiation due to smothering under another person's body (in bed), undetermined CC POA HAC CC/MCC Exc

6th T71.15 Asphyxiation due to smothering in furniture

7th T71.151 Asphyxiation due to smothering in furniture, accidental CC POA HAC CC/MCC Exc

Asphyxiation due to smothering in furniture NOS

7th T71.152 Asphyxiation due to smothering in furniture, intentional self-harm CC POA HAC HCC RxHCC CC/MCC Exc

7th T71.153 Asphyxiation due to smothering in furniture, assault CC POA HAC CC/MCC Exc

7th T71.154 Asphyxiation due to smothering in furniture, undetermined CC POA HAC CC/MCC Exc

6th T71.16 Asphyxiation due to hanging

Hanging by window shade cord

Use additional code for any associated injuries, such as:

crushing injury of neck (S17.-)

fracture of cervical vertebrae (S12.0-S12.2-)

open wound of neck (S11.-)

7th T71.161 Asphyxiation due to hanging, accidental CC POA HAC CC/MCC Exc

Asphyxiation due to hanging NOS

Hanging NOS

7th T71.162 Asphyxiation due to hanging, intentional self-harm CC POA HAC HCC RxHCC CC/MCC Exc

7th T71.163 Asphyxiation due to hanging, assault CC POA HAC CC/MCC Exc

7th T71.164 Asphyxiation due to hanging, undetermined CC POA HAC CC/MCC Exc

6th T71.19 Asphyxiation due to mechanical threat to breathing due to other causes

7th T71.191 Asphyxiation due to mechanical threat to breathing due to other causes, accidental CC POA HAC CC/MCC Exc

AHA: Q4 2016

Asphyxiation due to other causes NOS

7th T71.192 Asphyxiation due to mechanical threat to breathing due to other causes, intentional self-harm CC POA HAC HCC RxHCC CC/MCC Exc

7th T71.193 Asphyxiation due to mechanical threat to breathing due to other causes, assault CC POA HAC CC/MCC Exc

7th T71.194 Asphyxiation due to mechanical threat to breathing due to other causes, undetermined CC POA HAC CC/MCC Exc

5th T71.2 Asphyxiation due to systemic oxygen deficiency due to low oxygen content in ambient air

Suffocation due to systemic oxygen deficiency due to low oxygen content in ambient air

x7th T71.20 Asphyxiation due to systemic oxygen deficiency due to low oxygen content in ambient air due to unspecified cause CC POA HAC CC/MCC Exc

x7th T71.21 Asphyxiation due to cave-in or falling earth CC POA HAC CC/MCC Exc

Use additional code for any associated cataclysm (X34-X38)

6th T71.22 Asphyxiation due to being trapped in a car trunk

7th T71.221 Asphyxiation due to being trapped in a car trunk, accidental CC POA CC/MCC Exc

7th T71.222 Asphyxiation due to being trapped in a car trunk, intentional self-harm CC POA HCC RxHCC CC/MCC Exc

7th T71.223 Asphyxiation due to being trapped in a car trunk, assault CC POA CC/MCC Exc

7th T71.224 Asphyxiation due to being trapped in a car trunk, undetermined CC POA CC/MCC Exc

6th T71.23 Asphyxiation due to being trapped in a (discarded) refrigerator

7th T71.231 Asphyxiation due to being trapped in a (discarded) refrigerator, accidental CC POA CC/MCC Exc

7th T71.232 Asphyxiation due to being trapped in a (discarded) refrigerator,intentional self-harm CC POA HCC RxHCC CC/MCC Exc

7th T71.233 Asphyxiation due to being trapped in a (discarded) refrigerator, assault CC POA CC/MCC Exc

7th T71.234 Asphyxiation due to being trapped in a (discarded) refrigerator, undetermined CC POA CC/MCC Exc

x7th T71.29 Asphyxiation due to being trapped in other low oxygen environment CC POA HAC CC/MCC Exc

x7th T71.9 Asphyxiation due to unspecified cause CC POA HAC CC/MCC Exc

Suffocation (by strangulation) due to unspecified cause

Suffocation NOS

Systemic oxygen deficiency due to low oxygen content in ambient air due to unspecified cause

Systemic oxygen deficiency due to mechanical threat to breathing due to unspecified cause

Traumatic asphyxia NOS

4th T73 **Effects of other deprivation**

The appropriate 7th character is to be added to each code from category T73

A = initial encounter

D = subsequent encounter

S = sequela

x7th T73.0 **Starvation** POA

Deprivation of food

x7th T73.1 **Deprivation of water** POA

x7th T73.2 **Exhaustion due to exposure** POA

x7th T73.3 **Exhaustion due to excessive exertion** POA

Exhaustion due to overexertion

x7th T73.8 **Other effects of deprivation** POA

x7th T73.9 **Effect of deprivation, unspecified** POA

4th T74 **Adult and child abuse, neglect and other maltreatment, confirmed**

See Official Guidelines, "Factitious Disorder" I.C.5.c, "Adult and child abuse, neglect and other maltreatment" I.C.19.f

Use additional code, if applicable, to identify any associated current injury

Use additional external cause code to identify perpetrator, if known (Y07.-)

EXCLUDES1 *abuse and maltreatment in pregnancy (O9A.3-, O9A.4-, O9A.5-)*

adult and child maltreatment, suspected (T76.-)

The appropriate 7th character is to be added to each code from category T74

A = initial encounter

D = subsequent encounter

S = sequela

- 5th T74.0 Neglect or abandonment, confirmed
  - x7th T74.01 Adult neglect or abandonment, confirmed A CC POA CC/MCC Exc
  - x7th T74.02 Child neglect or abandonment, confirmed P CC POA CC/MCC Exc
- 5th T74.1 Physical abuse, confirmed
  - EXCLUDES2 *sexual abuse (T74.2-)*
  - x7th T74.11 Adult physical abuse, confirmed A CC POA CC/MCC Exc
  - x7th T74.12 Child physical abuse, confirmed P CC POA CC/MCC Exc
    - EXCLUDES2 *shaken infant syndrome (T74.4)*
- 5th T74.2 Sexual abuse, confirmed
  - Rape, confirmed
  - Sexual assault, confirmed
  - x7th T74.21 Adult sexual abuse, confirmed A CC POA CC/MCC Exc
  - x7th T74.22 Child sexual abuse, confirmed P CC POA CC/MCC Exc
- 5th T74.3 Psychological abuse, confirmed
  - Bullying and intimidation, confirmed
  - Intimidation through social media, confirmed
  - Target of threatened harm, confirmed
  - Target of threatened physical violence, confirmed
  - Target of threatened sexual abuse, confirmed
  - x7th T74.31 Adult psychological abuse, confirmed A POA CC/MCC Exc
  - x7th T74.32 Child psychological abuse, confirmed P CC POA CC/MCC Exc
- x7th T74.4 Shaken infant syndrome P CC POA CC/MCC Exc

5th T74.5 Forced sexual exploitation, confirmed

7th T74.51 Adult forced sexual exploitation, confirmed A CC POA CC/MCC Exc

AHA: Q4 2018

7th T74.52 Child sexual exploitation, confirmed P CC POA CC/MCC Exc

AHA: Q4 2018

5th T74.6 Forced labor exploitation, confirmed

7th T74.61 Adult forced labor exploitation, confirmed A CC POA CC/MCC Exc

AHA: Q4 2018

7th T74.62 Child forced labor exploitation, confirmed P CC POA CC/MCC Exc

AHA: Q4 2018

5th T74.9 Unspecified maltreatment, confirmed

7th T74.91 Unspecified adult maltreatment, confirmed A CC POA CC/MCC Exc

7th T74.92 Unspecified child maltreatment, confirmed P CC POA CC/MCC Exc

5th T74.A Financial abuse, confirmed

7th T74.A1 Adult financial abuse, confirmed A POA

7th T74.A2 Child financial abuse, confirmed P POA

4th T75 Other and unspecified effects of other external causes

EXCLUDES1 *adverse effects NEC (T78.-)*

EXCLUDES2 *burns (electric) (T20-T31)*

The appropriate 7th character is to be added to each code from category T75

A = initial encounter

D = subsequent encounter

S = sequela

5th T75.0 Effects of lightning

Struck by lightning

x7th T75.00 Unspecified effects of lightning POA

Struck by lightning NOS

x7th T75.01 Shock due to being struck by lightning POA

x7th T75.09 Other effects of lightning POA

Use additional code for other effects of lightning

x7th T75.1 Unspecified effects of drowning and nonfatal submersion CC POA HAC CC/MCC Exc

AHA: Q1 2023

Immersion

EXCLUDES1 *specified effects of drowning- code to effects*

5th T75.2 Effects of vibration

x7th T75.20 Unspecified effects of vibration POA

x7th T75.21 Pneumatic hammer syndrome POA

x7th T75.22 Traumatic vasospastic syndrome POA

x7th T75.23 Vertigo from infrasound POA

EXCLUDES1 *vertigo NOS (R42)*

x7th T75.29 Other effects of vibration POA

x7th T75.3 Motion sickness POA

Airsickness

Seasickness

Travel sickness

Use additional external cause code to identify vehicle or type of motion (Y92.81-)

x7th T75.4 Electrocution POA

Shock from electric current

Shock from electroshock gun (taser)

5th T75.8 Other specified effects of external causes

x7th T75.81 Effects of abnormal gravitation [G] forces POA

x7th T75.82 Effects of weightlessness POA

● 6th T75.83 Effects of war theater

*Use additional code to identify associated manifestations

● 7th T75.830 Gulf war illness POA

*Gulf war syndrome

● 7th T75.838 Effects of other war theater POA

x7th T75.89 Other specified effects of external causes POA

4th T76 Adult and child abuse, neglect and other maltreatment, suspected

See Official Guidelines, "Factitious Disorder" I.C.5.c, "Adult and child abuse, neglect and other maltreatment" I.C.19.f

Use additional code, if applicable, to identify any associated current injury

EXCLUDES1 *adult and child maltreatment, confirmed (T74.-)*

suspected abuse and maltreatment in pregnancy (O9A.3-, O9A.4-, O9A.5-)

suspected adult physical abuse, ruled out (Z04.71)

suspected adult sexual abuse, ruled out (Z04.41)

suspected child physical abuse, ruled out (Z04.72)

suspected child sexual abuse, ruled out (Z04.42)

The appropriate 7th character is to be added to each code from category T76

A = initial encounter

D = subsequent encounter

S = sequela

5th T76.0 Neglect or abandonment, suspected
- x7th T76.01 Adult neglect or abandonment, suspected A CC POA CC/MCC Exc
- x7th T76.02 Child neglect or abandonment, suspected P CC POA CC/MCC Exc

5th T76.1 Physical abuse, suspected
- x7th T76.11 Adult physical abuse, suspected A CC POA CC/MCC Exc
- x7th T76.12 Child physical abuse, suspected P CC POA CC/MCC Exc

5th T76.2 Sexual abuse, suspected

Rape, suspected

EXCLUDES1 *alleged abuse, ruled out (Z04.7)*
- x7th T76.21 Adult sexual abuse, suspected A CC POA CC/MCC Exc
- x7th T76.22 Child sexual abuse, suspected P CC POA CC/MCC Exc

5th T76.3 Psychological abuse, suspected

Bullying and intimidation, suspected

Intimidation through social media, suspected

Target of threatened harm, suspected

Target of threatened physical violence, suspected

Target of threatened sexual abuse, suspected
- x7th T76.31 Adult psychological abuse, suspected A POA CC/MCC Exc
- x7th T76.32 Child psychological abuse, suspected P CC POA CC/MCC Exc

5th T76.5 Forced sexual exploitation, suspected
- x7th T76.51 Adult forced sexual exploitation, suspected A CC POA CC/MCC Exc

  AHA: Q4 2018
- x7th T76.52 Child sexual exploitation, suspected P CC POA CC/MCC Exc

  AHA: Q4 2018

5th T76.6 Forced labor exploitation, suspected
- x7th T76.61 Adult forced labor exploitation, suspected A CC POA CC/MCC Exc

  AHA: Q4 2018
- x7th T76.62 Child forced labor exploitation, suspected P CC POA CC/MCC Exc

  AHA: Q4 2018

5th T76.9 Unspecified maltreatment, suspected
- x7th T76.91 Unspecified adult maltreatment, suspected A CC POA CC/MCC Exc
- x7th T76.92 Unspecified child maltreatment, suspected P CC POA CC/MCC Exc

5th T76.A Financial abuse, suspected
- x7th T76.A1 Adult financial abuse, suspected A POA
- x7th T76.A2 Child financial abuse, suspected P POA

4th T78 Adverse effects, not elsewhere classified

EXCLUDES2 *complications of surgical and medical care NEC (T80-T88)*

The appropriate 7th character is to be added to each code from category T78

A = initial encounter

D = subsequent encounter

S = sequela

5th T78.0 Anaphylactic reaction due to food

Anaphylactic reaction due to adverse food reaction

Anaphylactic shock or reaction due to nonpoisonous foods

Anaphylactoid reaction due to food

x7th T78.00 Anaphylactic reaction due to unspecified food CC POA CC/MCC Exc

x7th T78.01 Anaphylactic reaction due to peanuts CC POA CC/MCC Exc

x7th T78.02 Anaphylactic reaction due to shellfish (crustaceans) CC POA CC/MCC Exc

x7th T78.03 Anaphylactic reaction due to other fish CC POA CC/MCC Exc

x7th T78.04 Anaphylactic reaction due to fruits and vegetables CC POA CC/MCC Exc

x7th T78.05 Anaphylactic reaction due to tree nuts and seeds CC POA CC/MCC Exc

EXCLUDES2 *anaphylactic reaction due to peanuts (T78.01)*

x7th T78.06 Anaphylactic reaction due to food additives CC POA CC/MCC Exc

6th T78.07 Anaphylactic reaction due to milk and dairy products

- 7th T78.070 Anaphylactic reaction due to milk and dairy products with tolerance to baked milk CC POA CC/MCC Exc

  EXCLUDES1 **Anaphylactic reaction due to milk and dairy products with reactivity to baked milk (T78.071)*
- 7th T78.071 Anaphylactic reaction due to milk and dairy products with reactivity to baked milk CC POA CC/MCC Exc

  EXCLUDES1 **Anaphylactic reaction due to milk and dairy products with tolerance to baked milk (T78.070)*
- 7th T78.079 Anaphylactic reaction due to milk and dairy products, unspecified CC POA CC/MCC Exc

6th T78.08 Anaphylactic reaction due to eggs

- 7th T78.080 Anaphylactic reaction due to egg with tolerance to baked egg CC POA CC/MCC Exc

  EXCLUDES1 **Anaphylactic reaction due to egg with reactivity to baked egg (T78.081)*
- 7th T78.081 Anaphylactic reaction due to egg with reactivity to baked egg CC POA CC/MCC Exc

  EXCLUDES1 **Anaphylactic reaction due to egg with tolerance to baked egg (T78.080)*
- 7th T78.089 Anaphylactic reaction due to eggs, unspecified CC POA CC/MCC Exc

x7th T78.09 Anaphylactic reaction due to other food products CC POA CC/MCC Exc

5th T78.1 Other adverse food reactions, not elsewhere classified

Use additional code to identify the type of reaction, if applicable

EXCLUDES1 *anaphylactic reaction or shock due to adverse food reaction (T78.0-)*

anaphylactic reaction due to food (T78.0-)

bacterial food borne intoxications (A05.-)

EXCLUDES2 *allergic and dietetic gastroenteritis and colitis (K52.29)*

allergic rhinitis due to food (J30.5)

dermatitis due to food in contact with skin (L23.6, L24.6, L25.4)

dermatitis due to ingested food (L27.2)

food protein-induced enterocolitis syndrome (K52.21)

food protein-induced enteropathy (K52.22)

- 6th T78.11 Other adverse food reactions due to milk and dairy products
  - 7th T78.110 Other adverse food reactions due to milk and dairy products with tolerance to baked milk POA PDxIn

    EXCLUDES1 *Other adverse food reaction due to milk and dairy products with reactivity to baked milk (T78.111)*
  - 7th T78.111 Other adverse food reaction due to milk and dairy products with reactivity to baked milk POA PDxIn

    EXCLUDES1 *Other adverse food reaction due to milk and dairy products with tolerance to baked milk (T78.110)*
  - 7th T78.119 Other adverse food reaction due to milk and dairy products with baked milk tolerance/reactivity, unspecified POA PDxIn
- 6th T78.12 Other adverse food reaction due to eggs
  - 7th T78.120 Other adverse food reaction due to egg with tolerance to baked egg POA PDxIn

    EXCLUDES1 *Other adverse food reaction due to egg with reactivity to baked egg (T78.121)*
  - 7th T78.121 Other adverse food reaction due to egg with reactivity to baked egg POA PDxIn

    EXCLUDES1 *Other adverse food reaction due to egg with tolerance to baked egg (T78.120)*
  - 7th T78.129 Other adverse food reaction due to egg with baked egg tolerance/reactivity, unspecified POA PDxIn

T78.19 Other adverse food reactions, not elsewhere classified POA PDxIn

T78.2 Anaphylactic shock, unspecified CC POA CC/MCC Exc

Allergic shock
Anaphylactic reaction
Anaphylaxis

EXCLUDES1 *anaphylactic reaction or shock due to adverse effect of correct medicinal substance properly administered (T88.6)*
anaphylactic reaction or shock due to adverse food reaction (T78.0-)
anaphylactic reaction or shock due to serum (T80.5-)

T78.3 Angioneurotic edema POA

Allergic angioedema
Giant urticaria
Quincke's edema

EXCLUDES1 *serum urticaria (T80.6-)*
urticaria (L50.-)

T78.4 Other and unspecified allergy

EXCLUDES1 *specified types of allergic reaction such as:*
allergic diarrhea (K52.29)
allergic gastroenteritis and colitis (K52.29)
dermatitis (L23-L25, L27.-)
food protein-induced enterocolitis syndrome (K52.21)
food protein-induced enteropathy (K52.22)
hay fever (J30.1)

T78.40 Allergy, unspecified POA

Allergic reaction NOS
Hypersensitivity NOS

T78.41 Arthus phenomenon POA

Arthus reaction

T78.49 Other allergy POA

AHA: Q1 2021

T78.8 Other adverse effects, not elsewhere classified POA

Certain early complications of trauma (T79)

4th T79 Certain early complications of trauma, not elsewhere classified

EXCLUDES2 *acute respiratory distress syndrome (J80)*
complications occurring during or following medical procedures (T80-T88)
complications of surgical and medical care NEC (T80-T88)
newborn respiratory distress syndrome (P22.0)

The appropriate 7th character is to be added to each code from category T79

A = initial encounter
D = subsequent encounter
S = sequela

x7th T79.0 Air embolism (traumatic) POA HCC MCC CC/MCC Exc

AHA: Q2 2024

EXCLUDES1 *air embolism complicating abortion or ectopic or molar pregnancy (O00-O07, O08.2)*
air embolism complicating pregnancy, childbirth and the puerperium (O88.0)
air embolism following infusion, transfusion, and therapeutic injection (T80.0)
air embolism following procedure NEC (T81.7-)

x7th T79.1 Fat embolism (traumatic) POA HCC MCC CC/MCC Exc

EXCLUDES1 *fat embolism complicating:*
abortion or ectopic or molar pregnancy (O00-O07, O08.2)
pregnancy, childbirth and the puerperium (O88.8)

x7th T79.2 Traumatic secondary and recurrent hemorrhage and seroma CC POA CC/MCC Exc

T79.4 **Traumatic shock** POA HCC MCC CC/MCC Exc

Shock (immediate) (delayed) following injury

EXCLUDES1 *anaphylactic shock due to adverse food reaction (T78.0-)*

anaphylactic shock due to correct medicinal substance properly administered (T88.6)

anaphylactic shock due to serum (T80.5-)

anaphylactic shock NOS (T78.2)

electric shock (T75.4)

nontraumatic shock NEC (R57.-)

obstetric shock (O75.1)

postprocedural shock (T81.1-)

septic shock (R65.21)

shock complicating abortion or ectopic or molar pregnancy (O00-O07, O08.3)

shock due to anesthesia (T88.2)

shock due to lightning (T75.01)

shock NOS (R57.9)

T79.5 **Traumatic anuria** POA MCC CC/MCC Exc

Crush syndrome

Renal failure following crushing

T79.6 **Traumatic ischemia of muscle** POA

Traumatic rhabdomyolysis

Volkmann's ischemic contracture

EXCLUDES2 *anterior tibial syndrome (M76.8)*

compartment syndrome (traumatic) (T79.A-)

nontraumatic ischemia of muscle (M62.2-)

T79.7 Traumatic subcutaneous emphysema CC POA CC/MCC Exc

EXCLUDES2 *emphysema NOS (J43)*

emphysema (subcutaneous) resulting from a procedure (T81.82)

5th T79.A Traumatic compartment syndrome

EXCLUDES1 *fibromyalgia (M79.7)*

nontraumatic compartment syndrome (M79.A-)

EXCLUDES2 *traumatic ischemic infarction of muscle (T79.6)*

T79.A0 Compartment syndrome, unspecified CC POA CC/MCC Exc

Compartment syndrome NOS

6th T79.A1 Traumatic compartment syndrome of upper extremity

Traumatic compartment syndrome of shoulder, arm, forearm, wrist, hand, and fingers

7th T79.A11 Traumatic compartment syndrome of right upper extremity CC POA CC/MCC Exc

7th T79.A12 Traumatic compartment syndrome of left upper extremity CC POA CC/MCC Exc

7th T79.A19 Traumatic compartment syndrome of unspecified upper extremity CC POA CC/MCC Exc

6th T79.A2 Traumatic compartment syndrome of lower extremity

Traumatic compartment syndrome of hip, buttock, thigh, leg, foot, and toes

7th T79.A21 Traumatic compartment syndrome of right lower extremity CC POA CC/MCC Exc

7th T79.A22 Traumatic compartment syndrome of left lower extremity CC POA CC/MCC Exc

7th T79.A29 Traumatic compartment syndrome of unspecified lower extremity CC POA CC/MCC Exc

T79.A3 Traumatic compartment syndrome of abdomen CC POA CC/MCC Exc

T79.A9 Traumatic compartment syndrome of other sites CC POA CC/MCC Exc

T79.8 Other early complications of trauma POA CC/MCC Exc

AHA: Q2 2024

T79.9 Unspecified early complication of trauma POA CC/MCC Exc

Complications of surgical and medical care, not elsewhere classified (T80-T88)

See Official Guidelines "Complication of surgery and other medical care" II.G

Use additional code for adverse effect, if applicable, to identify drug (T36-T50 with fifth or sixth character 5)

Use additional code(s) to identify the specified condition resulting from the complication

Use additional code to identify devices involved and details of circumstances (Y62-Y82)

EXCLUDES2 *any encounters with medical care for postprocedural conditions in which no complications are present, such as:*

artificial opening status (Z93.-)
closure of external stoma (Z43.-)
fitting and adjustment of external prosthetic device (Z44.-)
burns and corrosions from local applications and irradiation (T20-T32)
complications of surgical procedures during pregnancy, childbirth and the puerperium (O00-O9A)
mechanical complication of respirator [ventilator] (J95.850)
poisoning and toxic effects of drugs and chemicals (T36-T65 with fifth or sixth character 1-4 or 6)
postprocedural fever (R50.82)
specified complications classified elsewhere, such as:
cerebrospinal fluid leak from spinal puncture (G97.0)
colostomy malfunction (K94.0-)
disorders of fluid and electrolyte imbalance (E86-E87)
functional disturbances following cardiac surgery (I97.0-I97.1)
intraoperative and postprocedural complications of specified body systems (D78.-, E36.-, E89.-, G97.3-, G97.4, H59.3-, H59.-, H95.2-, H95.3, I97.4-, I97.5, J95.6-, J95.7, K91.6-, L76.-, M96.-, N99.-)
ostomy complications (J95.0-, K94.-, N99.5-)
postgastric surgery syndromes (K91.1)
postlaminectomy syndrome NEC (M96.1)
postmastectomy lymphedema syndrome (I97.2)
postsurgical blind-loop syndrome (K91.2)
ventilator associated pneumonia (J95.851)

4th **T80 Complications following infusion, transfusion and therapeutic injection**

INCLUDES *complications following perfusion*

EXCLUDES2 *bone marrow transplant rejection (T86.01)*
febrile nonhemolytic transfusion reaction (R50.84)
fluid overload due to transfusion (E87.71)
posttransfusion purpura (D69.51)
transfusion associated circulatory overload (TACO) (E87.71)
transfusion (red blood cell) associated hemochromatosis (E83.111)
transfusion related acute lung injury (TRALI) (J95.84)

The appropriate 7th character is to be added to each code from category T80

A = initial encounter

D = subsequent encounter

S = sequela

x7th **T80.0 Air embolism following infusion, transfusion and therapeutic injection** POA HAC MCC CC/MCC Exc

x7th **T80.1 Vascular complications following infusion, transfusion and therapeutic injection** CC POA CC/MCC Exc

Use additional code to identify the vascular complication

EXCLUDES2 *extravasation of vesicant agent (T80.81-)*
infiltration of vesicant agent (T80.81-)
vascular complications specified as due to prosthetic devices, implants and grafts (T82.8-, T83.8-, T84.8-, T85.8-)
postprocedural vascular complications (T81.7-)

5th T80.2 Infections following infusion, transfusion and therapeutic injection

See Official Guidelines, "Sepsis due to a postprocedural infection" I.C.1.d.5.b

Use additional code to identify the specific infection, such as:

sepsis (A41.9)

Use additional code (R65.2-) to identify severe sepsis, if applicable

EXCLUDES2 *infections specified as due to prosthetic devices, implants and grafts (T82.6-T82.7, T83.5-T83.6, T84.5-T84.7, T85.7)*

postprocedural infections (T81.4-)

6th T80.21 Infection due to central venous catheter

Infection due to pulmonary artery catheter (Swan-Ganz catheter)

7th T80.211 Bloodstream infection due to central venous catheter CC POA HAC CC/MCC Exc

AHA: Q1 2019, Q4 2018

Catheter-related bloodstream infection (CRBSI) NOS

Central line-associated bloodstream infection (CLABSI)

Bloodstream infection due to Hickman catheter

Bloodstream infection due to peripherally inserted central catheter (PICC)

Bloodstream infection due to portacath (port-a-cath)

Bloodstream infection due to pulmonary artery catheter

Bloodstream infection due to triple lumen catheter

Bloodstream infection due to umbilical venous catheter

7th T80.212 Local infection due to central venous catheter CC POA HAC CC/MCC Exc

- Exit or insertion site infection
- Local infection due to Hickman catheter
- Local infection due to peripherally inserted central catheter (PICC)
- Local infection due to portacath (port-a-cath)
- Local infection due to pulmonary artery catheter
- Local infection due to triple lumen catheter
- Local infection due to umbilical venous catheter
- Port or reservoir infection
- Tunnel infection

7th T80.218 Other infection due to central venous catheter CC POA HAC CC/MCC Exc

- Other central line-associated infection
- Other infection due to Hickman catheter
- Other infection due to peripherally inserted central catheter (PICC)
- Other infection due to portacath (port-a-cath)
- Other infection due to pulmonary artery catheter
- Other infection due to triple lumen catheter
- Other infection due to umbilical venous catheter

7th T80.219 Unspecified infection due to central venous catheter CC POA HAC CC/MCC Exc

- Central line-associated infection NOS
- Unspecified infection due to Hickman catheter
- Unspecified infection due to peripherally inserted central catheter (PICC)
- Unspecified infection due to portacath (port-a-cath)
- Unspecified infection due to pulmonary artery catheter
- Unspecified infection due to triple lumen catheter
- Unspecified infection due to umbilical venous catheter

x7th T80.22 Acute infection following transfusion, infusion, or injection of blood and blood products CC POA CC/MCC Exc

x7th T80.29 Infection following other infusion, transfusion and therapeutic injection CC POA CC/MCC Exc

5th T80.3 ABO incompatibility reaction due to transfusion of blood or blood products

EXCLUDES1 *minor blood group antigens reactions (Duffy) (E) (K) (Kell) (Kidd) (Lewis) (M) (N) (P) (S) (T80.A-)*

x7th T80.30 ABO incompatibility reaction due to transfusion of blood or blood products, unspecified CC POA HAC CC/MCC Exc

ABO incompatibility blood transfusion NOS

Reaction to ABO incompatibility from transfusion NOS

6th T80.31 ABO incompatibility with hemolytic transfusion reaction

7th T80.310 ABO incompatibility with acute hemolytic transfusion reaction CC POA HAC CC/MCC Exc

ABO incompatibility with hemolytic transfusion reaction less than 24 hours after transfusion

Acute hemolytic transfusion reaction (AHTR) due to ABO incompatibility

7th T80.311 ABO incompatibility with delayed hemolytic transfusion reaction CC POA HAC CC/MCC Exc

ABO incompatibility with hemolytic transfusion reaction 24 hours or more after transfusion

Delayed hemolytic transfusion reaction (DHTR) due to ABO incompatibility

7th T80.319 ABO incompatibility with hemolytic transfusion reaction, unspecified CC POA HAC CC/MCC Exc

ABO incompatibility with hemolytic transfusion reaction at unspecified time after transfusion

Hemolytic transfusion reaction (HTR) due to ABO incompatibility NOS

x7th T80.39 Other ABO incompatibility reaction due to transfusion of blood or blood products CC POA HAC CC/MCC Exc

Delayed serologic transfusion reaction (DSTR) from ABO incompatibility

Other ABO incompatible blood transfusion

Other reaction to ABO incompatible blood transfusion

5th T80.4 Rh incompatibility reaction due to transfusion of blood or blood products

Reaction due to incompatibility of Rh antigens (C) (c) (D) (E) (e)

x7th T80.40 Rh incompatibility reaction due to transfusion of blood or blood products, unspecified CC POA CC/MCC Exc

Reaction due to Rh factor in transfusion NOS

Rh incompatible blood transfusion NOS

6th T80.41 Rh incompatibility with hemolytic transfusion reaction

7th T80.410 Rh incompatibility with acute hemolytic transfusion reaction CC POA CC/MCC Exc

Acute hemolytic transfusion reaction (AHTR) due to Rh incompatibility

Rh incompatibility with hemolytic transfusion reaction less than 24 hours after transfusion

7th T80.411 Rh incompatibility with delayed hemolytic transfusion reaction CC POA CC/MCC Exc

Delayed hemolytic transfusion reaction (DHTR) due to Rh incompatibility

Rh incompatibility with hemolytic transfusion reaction 24 hours or more after transfusion

7th T80.419 Rh incompatibility with hemolytic transfusion reaction, unspecified CC POA CC/MCC Exc

Rh incompatibility with hemolytic transfusion reaction at unspecified time after transfusion

Hemolytic transfusion reaction (HTR) due to Rh incompatibility NOS

x7th T80.49 Other Rh incompatibility reaction due to transfusion of blood or blood products CC POA CC/MCC Exc

Delayed serologic transfusion reaction (DSTR) from Rh incompatibility

Other reaction to Rh incompatible blood transfusion

5th T80.A **Non-ABO incompatibility reaction due to transfusion of blood or blood products**

Reaction due to incompatibility of minor antigens (Duffy) (Kell) (Kidd) (Lewis) (M) (N) (P) (S)

x7th T80.A0 **Non-ABO incompatibility reaction due to transfusion of blood or blood products, unspecified** CC POA CC/MCC Exc

Non-ABO antigen incompatibility reaction from transfusion NOS

6th T80.A1 **Non-ABO incompatibility with hemolytic transfusion reaction**

7th T80.A10 **Non-ABO incompatibility with acute hemolytic transfusion reaction** CC POA CC/MCC Exc

Acute hemolytic transfusion reaction (AHTR) due to non-ABO incompatibility

Non-ABO incompatibility with hemolytic transfusion reaction less than 24 hours after transfusion

7th T80.A11 **Non-ABO incompatibility with delayed hemolytic transfusion reaction** CC POA CC/MCC Exc

Delayed hemolytic transfusion reaction (DHTR) due to non-ABO incompatibility

Non-ABO incompatibility with hemolytic transfusion reaction 24 or more hours after transfusion

7th T80.A19 **Non-ABO incompatibility with hemolytic transfusion reaction, unspecified** CC POA CC/MCC Exc

Hemolytic transfusion reaction (HTR) due to non-ABO incompatibility NOS

Non-ABO incompatibility with hemolytic transfusion reaction at unspecified time after transfusion

x7th T80.A9 **Other non-ABO incompatibility reaction due to transfusion of blood or blood products** CC POA CC/MCC Exc

Delayed serologic transfusion reaction (DSTR) from non-ABO incompatibility

Other reaction to non-ABO incompatible blood transfusion

5th T80.5 **Anaphylactic reaction due to serum**

Allergic shock due to serum

Anaphylactic shock due to serum

Anaphylactoid reaction due to serum

Anaphylaxis due to serum

EXCLUDES1 *ABO incompatibility reaction due to transfusion of blood or blood products (T80.3-)*

allergic reaction or shock NOS (T78.2)

anaphylactic reaction or shock NOS (T78.2)

anaphylactic reaction or shock due to adverse effect of correct medicinal substance properly administered (T88.6)

other serum reaction (T80.6-)

x7th T80.51 **Anaphylactic reaction due to administration of blood and blood products** CC POA CC/MCC Exc

x7th T80.52 **Anaphylactic reaction due to vaccination** CC POA CC/MCC Exc

AHA: Q1 2021

x7th T80.59 **Anaphylactic reaction due to other serum** CC POA CC/MCC Exc

5th T80.6 Other serum reactions

Intoxication by serum

Protein sickness

Serum rash

Serum sickness

Serum urticaria

EXCLUDES2 *serum hepatitis (B16-B19)*

x7th T80.61 Other serum reaction due to administration of blood and blood products CC POA CC/MCC Exc

x7th T80.62 Other serum reaction due to vaccination CC POA CC/MCC Exc

AHA: Q1 2021

x7th T80.69 Other serum reaction due to other serum CC POA CC/MCC Exc

Code also, if applicable, arthropathy in hypersensitivity reactions classified elsewhere (M36.4)

5th T80.8 Other complications following infusion, transfusion and therapeutic injection

6th T80.81 Extravasation of vesicant agent

Infiltration of vesicant agent

7th T80.810 Extravasation of vesicant antineoplastic chemotherapy CC POA CC/MCC Exc

Infiltration of vesicant antineoplastic chemotherapy

7th T80.818 Extravasation of other vesicant agent CC POA CC/MCC Exc

Infiltration of other vesicant agent

x7th T80.82 Complication of immune effector cellular therapy POA

Complication of chimeric antigen receptor (CAR-T) cell therapy

Complication of IEC therapy

EXCLUDES2 *adverse effect of immune checkpoint inhibitors and immunostimulant drugs (T45.AX5)*

complication of bone marrow transplant (T86.0)

complication of stem cell transplant (T86.5)

Use additional code to identify the specific complication, such as:

cytokine release syndrome (D89.83-)

immune effector cell-associated neurotoxicity syndrome (G92.0-)

x7th T80.89 Other complications following infusion, transfusion and therapeutic injection POA CC/MCC Exc

AHA: Q4 2020

Delayed serologic transfusion reaction (DSTR), unspecified incompatibility

Use additional code to identify graft-versus-host reaction, if applicable, (D89.81-)

5th T80.9 Unspecified complication following infusion, transfusion and therapeutic injection

x7th T80.90 Unspecified complication following infusion and therapeutic injection POA CC/MCC Exc

6th T80.91 Hemolytic transfusion reaction, unspecified incompatibility

EXCLUDES1 *ABO incompatibility with hemolytic transfusion reaction (T80.31-)*

Non-ABO incompatibility with hemolytic transfusion reaction (T80.A1-)

Rh incompatibility with hemolytic transfusion reaction (T80.41-)

7th T80.910 Acute hemolytic transfusion reaction, unspecified incompatibility CC POA CC/MCC Exc

7th T80.911 Delayed hemolytic transfusion reaction, unspecified incompatibility CC POA CC/MCC Exc

7th T80.919 Hemolytic transfusion reaction, unspecified incompatibility, unspecified as acute or delayed CC POA CC/MCC Exc

Hemolytic transfusion reaction NOS

x7th T80.92 Unspecified transfusion reaction POA CC/MCC Exc

Transfusion reaction NOS

4th **T81 Complications of procedures, not elsewhere classified**

Use additional code for adverse effect, if applicable, to identify drug (T36-T50 with fifth or sixth character 5)

EXCLUDES2 *complications following immunization (T88.0-T88.1)*

complications following infusion, transfusion and therapeutic injection (T80.-)

complications of transplanted organs and tissue (T86.-)

specified complications classified elsewhere, such as:

complication of prosthetic devices, implants and grafts (T82-T85)

dermatitis due to drugs and medicaments (L23.3, L24.4, L25.1, L27.0-L27.1)

endosseous dental implant failure (M27.6-)

floppy iris syndrome (IFIS) (intraoperative) H21.81

intraoperative and postprocedural complications of specific body system (D78.-, E36.-, E89.-, G97.3-, G97.4, H59.3-, H59.-, H95.2-, H95.3, I97.4-, I97.5, J95, K91.-, L76.-, M96.-, N99.-)

ostomy complications (J95.0-, K94.-, N99.5-)

plateau iris syndrome (post-iridectomy) (postprocedural) H21.82

poisoning and toxic effects of drugs and chemicals (T36-T65 with fifth or sixth character 1-4)

The appropriate 7th character is to be added to each code from category T81

A = initial encounter

D = subsequent encounter

S = sequela

5th **T81.1 Postprocedural shock**

Shock during or resulting from a procedure, not elsewhere classified

EXCLUDES1 *anaphylactic shock NOS (T78.2)*

anaphylactic shock due to correct substance properly administered (T88.6)

anaphylactic shock due to serum (T80.5-)

electric shock (T75.4)

obstetric shock (O75.1)

shock due to anesthesia (T88.2)

shock following abortion or ectopic or molar pregnancy (O00-O07, O08.3)

traumatic shock (T79.4)

T81.10 **Postprocedural shock unspecified** CC POA CC/MCC Exc

AHA: Q1 2021

Collapse NOS during or resulting from a procedure, not elsewhere classified

Postprocedural failure of peripheral circulation

Postprocedural shock NOS

T81.11 **Postprocedural cardiogenic shock** POA MCC CC/MCC Exc

T81.12 **Postprocedural septic shock** POA MCC PDxIn CC/MCC Exc

See Official Guidelines, "Septic shock" I.C.1.d.2, "Postprocedural infection and postprocedural septic shock" I.C.1.d.5.c

AHA: Q4 2018

Postprocedural endotoxic shock resulting from a procedure, not elsewhere classified

Postprocedural gram-negative shock resulting from a procedure, not elsewhere classified

Code first underlying infection

Use additional code, to identify any associated acute organ dysfunction, if applicable

T81.19 **Other postprocedural shock** POA MCC CC/MCC Exc

AHA: Q1 2021

Postprocedural hypovolemic shock

5th T81.3 Disruption of wound, not elsewhere classified

Disruption of any suture materials or other closure methods

EXCLUDES1 *breakdown (mechanical) of permanent sutures (T85.612)*

displacement of permanent sutures (T85.622)

disruption of cesarean delivery wound (O90.0)

disruption of perineal obstetric wound (O90.1)

mechanical complication of permanent sutures NEC (T85.692)

x7th T81.30 Disruption of wound, unspecified CC POA CC/MCC Exc

Disruption of wound NOS

x7th T81.31 Disruption of external operation (surgical) wound, not elsewhere classified CC POA CC/MCC Exc

AHA: Q1 2015

Dehiscence of operation wound NOS

Disruption of operation wound NOS

Disruption or dehiscence of closure of cornea

Disruption or dehiscence of closure of mucosa

Disruption or dehiscence of closure of skin and subcutaneous tissue

Full-thickness skin disruption or dehiscence

Superficial disruption or dehiscence of operation wound

EXCLUDES1 *dehiscence of amputation stump (T87.81)*

6th T81.32 Disruption of internal operation (surgical) wound, not elsewhere classified

7th T81.320 Disruption or dehiscence of gastrointestinal tract anastomosis, repair, or closure CC POA CC/MCC Exc

7th T81.321 Disruption or dehiscence of closure of internal operation (surgical) wound of abdominal wall muscle or fascia CC POA CC/MCC Exc

7th T81.328 Disruption or dehiscence of closure of other specified internal operation (surgical) wound CC POA CC/MCC Exc

Disruption or dehiscence of closure of muscle or muscle flap (other than abdominal wall muscle)

Disruption or dehiscence of closure of ribs or rib cage

Disruption or dehiscence of closure of skull or craniotomy

Disruption or dehiscence of closure of sternum or sternotomy

Disruption or dehiscence of closure of tendon or ligament

Disruption or dehiscence of closure of superficial or muscular fascia (other than abdominal wall fascia)

7th T81.329 Deep disruption or dehiscence of operation wound, unspecified CC POA CC/MCC Exc

Deep disruption or dehiscence of operation wound NOS

x7th T81.33 Disruption of traumatic injury wound repair CC POA CC/MCC Exc

Disruption or dehiscence of closure of traumatic laceration (external) (internal)

5th T81.4 Infection following a procedure

See Official Guidelines, "Sepsis due to a postprocedural infection" I.C.1.d.5.b

Wound abscess following a procedure

Code also, if applicable, disruption of internal operation (surgical) wound (T81.32-)

Use additional code to identify infection

Use additional code (R65.2-) to identify severe sepsis, if applicable

EXCLUDES2 *bleb associated endophthalmitis (H59.4-)*

infection due to infusion, transfusion and therapeutic injection (T80.2-)

infection due to prosthetic devices, implants and grafts (T82.6-T82.7, T83.5-T83.6, T84.5-T84.7, T85.7)

obstetric surgical wound infection (O86.0-)

postprocedural fever NOS (R50.82)

postprocedural retroperitoneal abscess (K68.11)

x7th T81.40 Infection following a procedure, unspecified CC POA HAC CC/MCC Exc

AHA: Q2 2019, Q4 2018

x7th T81.41 Infection following a procedure, superficial incisional surgical site CC POA HAC CC/MCC Exc

AHA: Q1 2024, Q4 2023, Q4 2018

Subcutaneous abscess following a procedure

Stitch abscess following a procedure

x7th T81.42 Infection following a procedure, deep incisional surgical site CC POA HAC CC/MCC Exc

AHA: Q1 2024, Q4 2018

Intra-muscular abscess following a procedure

x7th T81.43 Infection following a procedure, organ and space surgical site CC POA HAC CC/MCC Exc

AHA: Q1 2024, Q4 2023, Q2 2019, Q4 2018

Intra-abdominal abscess following a procedure

Subphrenic abscess following a procedure

x7th T81.44 Sepsis following a procedure CC POA HAC CC/MCC Exc

AHA: Q1 2024, Q4 2023, Q2 2019, Q4 2018

Use additional code to identify the sepsis

x7th T81.49 Infection following a procedure, other surgical site CC POA HAC CC/MCC Exc

AHA: Q1 2024, Q4 2018

5th T81.5 Complications of foreign body accidentally left in body following procedure

- 6th T81.50 Unspecified complication of foreign body accidentally left in body following procedure
  - 7th T81.500 Unspecified complication of foreign body accidentally left in body following surgical operation CC POA HAC CC/MCC Exc
  - 7th T81.501 Unspecified complication of foreign body accidentally left in body following infusion or transfusion CC POA HAC CC/MCC Exc
  - 7th T81.502 Unspecified complication of foreign body accidentally left in body following kidney dialysis CC POA HAC RxHCC CC/MCC Exc
  - 7th T81.503 Unspecified complication of foreign body accidentally left in body following injection or immunization CC POA HAC CC/MCC Exc
  - 7th T81.504 Unspecified complication of foreign body accidentally left in body following endoscopic examination CC POA HAC CC/MCC Exc
  - 7th T81.505 Unspecified complication of foreign body accidentally left in body following heart catheterization CC POA HAC CC/MCC Exc
  - 7th T81.506 Unspecified complication of foreign body accidentally left in body following aspiration, puncture or other catheterization CC POA HAC CC/MCC Exc
  - 7th T81.507 Unspecified complication of foreign body accidentally left in body following removal of catheter or packing CC POA HAC CC/MCC Exc
  - 7th T81.508 Unspecified complication of foreign body accidentally left in body following other procedure CC POA HAC CC/MCC Exc
  - 7th T81.509 Unspecified complication of foreign body accidentally left in body following unspecified procedure CC POA HAC CC/MCC Exc
- 6th T81.51 Adhesions due to foreign body accidentally left in body following procedure
  - 7th T81.510 Adhesions due to foreign body accidentally left in body following surgical operation CC POA HAC CC/MCC Exc
  - 7th T81.511 Adhesions due to foreign body accidentally left in body following infusion or transfusion CC POA HAC CC/MCC Exc
  - 7th T81.512 Adhesions due to foreign body accidentally left in body following kidney dialysis CC POA HAC RxHCC CC/MCC Exc
  - 7th T81.513 Adhesions due to foreign body accidentally left in body following injection or immunization CC POA HAC CC/MCC Exc
  - 7th T81.514 Adhesions due to foreign body accidentally left in body following endoscopic examination CC POA HAC CC/MCC Exc
  - 7th T81.515 Adhesions due to foreign body accidentally left in body following heart catheterization CC POA HAC CC/MCC Exc
  - 7th T81.516 Adhesions due to foreign body accidentally left in body following aspiration, puncture or other catheterization CC POA HAC CC/MCC Exc
  - 7th T81.517 Adhesions due to foreign body accidentally left in body following removal of catheter or packing CC POA HAC CC/MCC Exc
  - 7th T81.518 Adhesions due to foreign body accidentally left in body following other procedure CC POA HAC CC/MCC Exc
  - 7th T81.519 Adhesions due to foreign body accidentally left in body following unspecified procedure CC POA HAC CC/MCC Exc

6th T81.52 Obstruction due to foreign body accidentally left in body following procedure

- 7th T81.520 Obstruction due to foreign body accidentally left in body following surgical operation CC POA HAC CC/MCC Exc
- 7th T81.521 Obstruction due to foreign body accidentally left in body following infusion or transfusion CC POA HAC CC/MCC Exc
- 7th T81.522 Obstruction due to foreign body accidentally left in body following kidney dialysis CC POA HAC RxHCC CC/MCC Exc
- 7th T81.523 Obstruction due to foreign body accidentally left in body following injection or immunization CC POA HAC CC/MCC Exc
- 7th T81.524 Obstruction due to foreign body accidentally left in body following endoscopic examination CC POA HAC CC/MCC Exc
- 7th T81.525 Obstruction due to foreign body accidentally left in body following heart catheterization CC POA HAC CC/MCC Exc
- 7th T81.526 Obstruction due to foreign body accidentally left in body following aspiration, puncture or other catheterization CC POA HAC CC/MCC Exc
- 7th T81.527 Obstruction due to foreign body accidentally left in body following removal of catheter or packing CC POA HAC CC/MCC Exc
- 7th T81.528 Obstruction due to foreign body accidentally left in body following other procedure CC POA HAC CC/MCC Exc
- 7th T81.529 Obstruction due to foreign body accidentally left in body following unspecified procedure CC POA HAC CC/MCC Exc

6th T81.53 Perforation due to foreign body accidentally left in body following procedure

- 7th T81.530 Perforation due to foreign body accidentally left in body following surgical operation CC POA HAC CC/MCC Exc
- 7th T81.531 Perforation due to foreign body accidentally left in body following infusion or transfusion CC POA HAC CC/MCC Exc
- 7th T81.532 Perforation due to foreign body accidentally left in body following kidney dialysis CC POA HAC RxHCC CC/MCC Exc
- 7th T81.533 Perforation due to foreign body accidentally left in body following injection or immunization CC POA HAC CC/MCC Exc
- 7th T81.534 Perforation due to foreign body accidentally left in body following endoscopic examination CC POA HAC CC/MCC Exc
- 7th T81.535 Perforation due to foreign body accidentally left in body following heart catheterization CC POA HAC CC/MCC Exc
- 7th T81.536 Perforation due to foreign body accidentally left in body following aspiration, puncture or other catheterization CC POA HAC CC/MCC Exc
- 7th T81.537 Perforation due to foreign body accidentally left in body following removal of catheter or packing CC POA HAC CC/MCC Exc
- 7th T81.538 Perforation due to foreign body accidentally left in body following other procedure CC POA HAC CC/MCC Exc
- 7th T81.539 Perforation due to foreign body accidentally left in body following unspecified procedure CC POA HAC CC/MCC Exc

6th T81.59 Other complications of foreign body accidentally left in body following procedure

EXCLUDES2 *obstruction or perforation due to prosthetic devices and implants intentionally left in body (T82.0-T82.5, T83.0-T83.4, T83.7, T84.0-T84.4, T85.0-T85.6)*

7th T81.590 Other complications of foreign body accidentally left in body following surgical operation CC POA HAC CC/MCC Exc

AHA: Q2 2025

7th T81.591 Other complications of foreign body accidentally left in body following infusion or transfusion CC POA HAC CC/MCC Exc

7th T81.592 Other complications of foreign body accidentally left in body following kidney dialysis CC POA HAC RxHCC CC/MCC Exc

7th T81.593 Other complications of foreign body accidentally left in body following injection or immunization CC POA HAC CC/MCC Exc

7th T81.594 Other complications of foreign body accidentally left in body following endoscopic examination CC POA HAC CC/MCC Exc

7th T81.595 Other complications of foreign body accidentally left in body following heart catheterization CC POA HAC CC/MCC Exc

7th T81.596 Other complications of foreign body accidentally left in body following aspiration, puncture or other catheterization CC POA HAC CC/MCC Exc

7th T81.597 Other complications of foreign body accidentally left in body following removal of catheter or packing CC POA HAC CC/MCC Exc

7th T81.598 Other complications of foreign body accidentally left in body following other procedure CC POA HAC CC/MCC Exc

7th T81.599 Other complications of foreign body accidentally left in body following unspecified procedure CC POA HAC CC/MCC Exc

5th T81.6 Acute reaction to foreign substance accidentally left during a procedure

EXCLUDES2 *complications of foreign body accidentally left in body cavity or operation wound following procedure (T81.5-)*

x7th T81.60 Unspecified acute reaction to foreign substance accidentally left during a procedure CC POA HAC CC/MCC Exc

x7th T81.61 Aseptic peritonitis due to foreign substance accidentally left during a procedure CC POA HAC CC/MCC Exc

Chemical peritonitis

x7th T81.69 Other acute reaction to foreign substance accidentally left during a procedure CC POA HAC CC/MCC Exc

5th T81.7 Vascular complications following a procedure, not elsewhere classified

Air embolism following procedure NEC

Phlebitis or thrombophlebitis resulting from a procedure

EXCLUDES1 *embolism complicating abortion or ectopic or molar pregnancy (O00-O07, O08.2)*

embolism complicating pregnancy, childbirth and the puerperium (O88.-)

traumatic embolism (T79.0)

EXCLUDES2 *embolism due to prosthetic devices, implants and grafts (T82.8-, T83.81, T84.8-, T85.81-)*

embolism following infusion, transfusion and therapeutic injection (T80.0)

6th T81.71 Complication of artery following a procedure, not elsewhere classified

7th T81.710 Complication of mesenteric artery following a procedure, not elsewhere classified CC POA CC/MCC Exc

7th T81.711 Complication of renal artery following a procedure, not elsewhere classified CC POA CC/MCC Exc

7th T81.718 Complication of other artery following a procedure, not elsewhere classified CC POA CC/MCC Exc

AHA: Q4 2024, Q2 2019

7th T81.719 Complication of unspecified artery following a procedure, not elsewhere classified CC POA CC/MCC Exc

AHA: Q4 2024

x7th T81.72 Complication of vein following a procedure, not elsewhere classified CC POA CC/MCC Exc

AHA: Q2 2019

5th T81.8 Other complications of procedures, not elsewhere classified

EXCLUDES2 *hypothermia following anesthesia (T88.51)*

malignant hyperpyrexia due to anesthesia (T88.3)

x7th T81.81 Complication of inhalation therapy POA

x7th T81.82 Emphysema (subcutaneous) resulting from a procedure POA CC/MCC Exc

x7th T81.83 Persistent postprocedural fistula CC POA CC/MCC Exc

AHA: Q3 2024, Q1 2023, Q3 2017

Code also, if applicable, disruption of internal operation (surgical) wound (T81.32-)

Use additional code, if known, for site of fistula such as:

anal fistula (K60.3-)

anorectal fistula (K60.5-)

bladder fistula (N32.2)

other female intestinal-genital tract fistulae (N82.4)

x7th T81.89 Other complications of procedures, not elsewhere classified POA CC/MCC Exc

Use additional code to specify complication, such as:

postprocedural delirium (F05)

x7th T81.9 Unspecified complication of procedure POA CC/MCC Exc

4th T82 **Complications of cardiac and vascular prosthetic devices, implants and grafts**

EXCLUDES2 *failure and rejection of transplanted organs and tissue (T86.-)*

The appropriate 7th character is to be added to each code from category T82

A = initial encounter

D = subsequent encounter

S = sequela

5th T82.0 **Mechanical complication of heart valve prosthesis**

Mechanical complication of artificial heart valve

EXCLUDES1 *mechanical complication of biological heart valve graft (T82.22-)*

x7th T82.01 **Breakdown (mechanical) of heart valve prosthesis** CC POA CC/MCC Exc

x7th T82.02 **Displacement of heart valve prosthesis** CC POA CC/MCC Exc

Malposition of heart valve prosthesis

x7th T82.03 **Leakage of heart valve prosthesis** CC POA CC/MCC Exc

x7th T82.09 **Other mechanical complication of heart valve prosthesis** CC POA CC/MCC Exc

Obstruction (mechanical) of heart valve prosthesis

Perforation of heart valve prosthesis

Protrusion of heart valve prosthesis

- 5th T82.1 Mechanical complication of cardiac electronic device
  - 6th T82.11 Breakdown (mechanical) of cardiac electronic device
    - 7th T82.110 Breakdown (mechanical) of cardiac electrode CC POA CC/MCC Exc
    - 7th T82.111 Breakdown (mechanical) of cardiac pulse generator (battery) CC POA CC/MCC Exc
    - 7th T82.118 Breakdown (mechanical) of other cardiac electronic device CC POA CC/MCC Exc
    - 7th T82.119 Breakdown (mechanical) of unspecified cardiac electronic device CC POA CC/MCC Exc
  - 6th T82.12 Displacement of cardiac electronic device

    Malposition of cardiac electronic device
    - 7th T82.120 Displacement of cardiac electrode CC POA CC/MCC Exc
    - 7th T82.121 Displacement of cardiac pulse generator (battery) CC POA CC/MCC Exc
    - 7th T82.128 Displacement of other cardiac electronic device CC POA CC/MCC Exc
    - 7th T82.129 Displacement of unspecified cardiac electronic device CC POA CC/MCC Exc
  - 6th T82.19 Other mechanical complication of cardiac electronic device

    Leakage of cardiac electronic device

    Obstruction of cardiac electronic device

    Perforation of cardiac electronic device

    Protrusion of cardiac electronic device
    - 7th T82.190 Other mechanical complication of cardiac electrode CC POA CC/MCC Exc
    - 7th T82.191 Other mechanical complication of cardiac pulse generator (battery) CC POA CC/MCC Exc
    - 7th T82.198 Other mechanical complication of other cardiac electronic device CC POA CC/MCC Exc
    - 7th T82.199 Other mechanical complication of unspecified cardiac device CC POA CC/MCC Exc

5th T82.2 Mechanical complication of coronary artery bypass graft and biological heart valve graft

EXCLUDES1 *mechanical complication of artificial heart valve prosthesis (T82.0-)*

6th T82.21 Mechanical complication of coronary artery bypass graft

7th T82.211 Breakdown (mechanical) of coronary artery bypass graft CC POA CC/MCC Exc

7th T82.212 Displacement of coronary artery bypass graft CC POA CC/MCC Exc

Malposition of coronary artery bypass graft

7th T82.213 Leakage of coronary artery bypass graft CC POA CC/MCC Exc

7th T82.218 Other mechanical complication of coronary artery bypass graft CC POA CC/MCC Exc

Obstruction, mechanical of coronary artery bypass graft

Perforation of coronary artery bypass graft

Protrusion of coronary artery bypass graft

6th T82.22 Mechanical complication of biological heart valve graft

7th T82.221 Breakdown (mechanical) of biological heart valve graft CC POA CC/MCC Exc

7th T82.222 Displacement of biological heart valve graft CC POA CC/MCC Exc

Malposition of biological heart valve graft

7th T82.223 Leakage of biological heart valve graft CC POA CC/MCC Exc

7th T82.228 Other mechanical complication of biological heart valve graft CC POA CC/MCC Exc

Obstruction of biological heart valve graft

Perforation of biological heart valve graft

Protrusion of biological heart valve graft

5th T82.3 Mechanical complication of other vascular grafts

6th T82.31 Breakdown (mechanical) of other vascular grafts

7th T82.310 Breakdown (mechanical) of aortic (bifurcation) graft (replacement) CC POA CC/MCC Exc

AHA: Q3 2020

7th T82.311 Breakdown (mechanical) of carotid arterial graft (bypass) CC POA CC/MCC Exc

7th T82.312 Breakdown (mechanical) of femoral arterial graft (bypass) CC POA CC/MCC Exc

7th T82.318 Breakdown (mechanical) of other vascular grafts CC POA CC/MCC Exc

7th T82.319 Breakdown (mechanical) of unspecified vascular grafts CC POA CC/MCC Exc

6th T82.32 Displacement of other vascular grafts

Malposition of other vascular grafts

7th T82.320 Displacement of aortic (bifurcation) graft (replacement) CC POA CC/MCC Exc

7th T82.321 Displacement of carotid arterial graft (bypass) CC POA CC/MCC Exc

7th T82.322 Displacement of femoral arterial graft (bypass) CC POA CC/MCC Exc

7th T82.328 Displacement of other vascular grafts CC POA CC/MCC Exc

7th T82.329 Displacement of unspecified vascular grafts CC POA CC/MCC Exc

6th T82.33 Leakage of other vascular grafts

7th T82.330 Leakage of aortic (bifurcation) graft (replacement) CC POA CC/MCC Exc

AHA: Q3 2020

7th T82.331 Leakage of carotid arterial graft (bypass) CC POA CC/MCC Exc

7th T82.332 Leakage of femoral arterial graft (bypass) CC POA CC/MCC Exc

7th T82.338 Leakage of other vascular grafts CC POA CC/MCC Exc

7th T82.339 Leakage of unspecified vascular graft CC POA CC/MCC Exc

6th T82.39 Other mechanical complication of other vascular grafts

Obstruction (mechanical) of other vascular grafts

Perforation of other vascular grafts

Protrusion of other vascular grafts

7th T82.390 Other mechanical complication of aortic (bifurcation) graft (replacement) CC POA CC/MCC Exc

AHA: Q3 2020

7th T82.391 Other mechanical complication of carotid arterial graft (bypass) CC POA CC/MCC Exc

7th T82.392 Other mechanical complication of femoral arterial graft (bypass) CC POA CC/MCC Exc

7th T82.398 Other mechanical complication of other vascular grafts CC POA CC/MCC Exc

7th T82.399 Other mechanical complication of unspecified vascular grafts CC POA CC/MCC Exc

5th T82.4 Mechanical complication of vascular dialysis catheter

Mechanical complication of hemodialysis catheter

EXCLUDES1 *mechanical complication of intraperitoneal dialysis catheter (T85.62)*

x7th T82.41 Breakdown (mechanical) of vascular dialysis catheter CC POA RxHCC CC/MCC Exc

x7th T82.42 Displacement of vascular dialysis catheter CC POA RxHCC CC/MCC Exc

Malposition of vascular dialysis catheter

x7th T82.43 Leakage of vascular dialysis catheter CC POA RxHCC CC/MCC Exc

x7th T82.49 Other complication of vascular dialysis catheter CC POA RxHCC CC/MCC Exc

Obstruction (mechanical) of vascular dialysis catheter

Perforation of vascular dialysis catheter

Protrusion of vascular dialysis catheter

5th T82.5 Mechanical complication of other cardiac and vascular devices and implants

EXCLUDES2 *mechanical complication of epidural and subdural infusion catheter (T85.61)*

6th T82.51 Breakdown (mechanical) of other cardiac and vascular devices and implants

7th T82.510 Breakdown (mechanical) of surgically created arteriovenous fistula CC POA CC/MCC Exc

AHA: Q3 2020

7th T82.511 Breakdown (mechanical) of surgically created arteriovenous shunt CC POA CC/MCC Exc

AHA: Q3 2020

7th T82.512 Breakdown (mechanical) of artificial heart CC POA HCC CC/MCC Exc

7th T82.513 Breakdown (mechanical) of balloon (counterpulsation) device CC POA CC/MCC Exc

7th T82.514 Breakdown (mechanical) of infusion catheter CC POA CC/MCC Exc

7th T82.515 Breakdown (mechanical) of umbrella device CC POA CC/MCC Exc

7th T82.518 Breakdown (mechanical) of other cardiac and vascular devices and implants CC POA CC/MCC Exc

7th T82.519 Breakdown (mechanical) of unspecified cardiac and vascular devices and implants CC POA CC/MCC Exc

6th T82.52 Displacement of other cardiac and vascular devices and implants

Malposition of other cardiac and vascular devices and implants

7th T82.520 Displacement of surgically created arteriovenous fistula CC POA CC/MCC Exc

7th T82.521 Displacement of surgically created arteriovenous shunt CC POA CC/MCC Exc

7th T82.522 Displacement of artificial heart CC POA HCC CC/MCC Exc

7th T82.523 Displacement of balloon (counterpulsation) device CC POA CC/MCC Exc

7th T82.524 Displacement of infusion catheter CC POA CC/MCC Exc

AHA: Q2 2020, Q3 2019

7th T82.525 Displacement of umbrella device CC POA CC/MCC Exc

7th T82.528 Displacement of other cardiac and vascular devices and implants CC POA CC/MCC Exc

7th T82.529 Displacement of unspecified cardiac and vascular devices and implants CC POA CC/MCC Exc

7th T82.529 Displacement of unspecified cardiac and vascular devices and implants CC POA CC/MCC Exc

6th T82.53 Leakage of other cardiac and vascular devices and implants

7th T82.530 Leakage of surgically created arteriovenous fistula CC POA CC/MCC Exc

7th T82.531 Leakage of surgically created arteriovenous shunt CC POA CC/MCC Exc

7th T82.532 Leakage of artificial heart CC POA HCC CC/MCC Exc

7th T82.533 Leakage of balloon (counterpulsation) device CC POA CC/MCC Exc

7th T82.534 Leakage of infusion catheter CC POA CC/MCC Exc

7th T82.535 Leakage of umbrella device CC POA CC/MCC Exc

7th T82.538 Leakage of other cardiac and vascular devices and implants CC POA CC/MCC Exc

7th T82.539 Leakage of unspecified cardiac and vascular devices and implants CC POA CC/MCC Exc

6th T82.59 Other mechanical complication of other cardiac and vascular devices and implants

Obstruction (mechanical) of other cardiac and vascular devices and implants

Perforation of other cardiac and vascular devices and implants

Protrusion of other cardiac and vascular devices and implants

7th T82.590 Other mechanical complication of surgically created arteriovenous fistula CC POA CC/MCC Exc

7th T82.591 Other mechanical complication of surgically created arteriovenous shunt CC POA CC/MCC Exc

7th T82.592 Other mechanical complication of artificial heart CC POA HCC CC/MCC Exc

7th T82.593 Other mechanical complication of balloon (counterpulsation) device CC POA CC/MCC Exc

7th T82.594 Other mechanical complication of infusion catheter CC POA CC/MCC Exc

7th T82.595 Other mechanical complication of umbrella device CC POA CC/MCC Exc

7th T82.598 Other mechanical complication of other cardiac and vascular devices and implants CC POA CC/MCC Exc

7th T82.599 Other mechanical complication of unspecified cardiac and vascular devices and implants CC POA CC/MCC Exc

x7th T82.6 Infection and inflammatory reaction due to cardiac valve prosthesis CC POA CC/MCC Exc

AHA: Q1 2025

Use additional code to identify infection

x7th T82.7 Infection and inflammatory reaction due to other cardiac and vascular devices, implants and grafts CC POA HAC CC/MCC Exc

AHA: Q1 2019, Q1 2015

Use additional code to identify infection

5th T82.8 Other specified complications of cardiac and vascular prosthetic devices, implants and grafts

6th T82.81 Embolism due to cardiac and vascular prosthetic devices, implants and grafts

7th T82.817 Embolism due to cardiac prosthetic devices, implants and grafts CC POA CC/MCC Exc

AHA: Q4 2016

7th T82.818 Embolism due to vascular prosthetic devices, implants and grafts CC POA CC/MCC Exc

6th T82.82 Fibrosis due to cardiac and vascular prosthetic devices, implants and grafts

7th T82.827 Fibrosis due to cardiac prosthetic devices, implants and grafts CC POA CC/MCC Exc

7th T82.828 Fibrosis due to vascular prosthetic devices, implants and grafts CC POA CC/MCC Exc

6th T82.83 Hemorrhage due to cardiac and vascular prosthetic devices, implants and grafts

7th T82.837 Hemorrhage due to cardiac prosthetic devices, implants and grafts CC POA CC/MCC Exc

7th T82.838 Hemorrhage due to vascular prosthetic devices, implants and grafts CC POA CC/MCC Exc

AHA: Q3 2020

6th T82.84 Pain due to cardiac and vascular prosthetic devices, implants and grafts

7th T82.847 Pain due to cardiac prosthetic devices, implants and grafts CC POA CC/MCC Exc

7th T82.848 Pain due to vascular prosthetic devices, implants and grafts CC POA CC/MCC Exc

6th T82.85 Stenosis due to cardiac and vascular prosthetic devices, implants and grafts

7th T82.855 Stenosis of coronary artery stent CC POA CC/MCC Exc

AHA: Q1 2025, Q2 2025, Q3 2021, Q4 2016

In-stent stenosis (restenosis) of coronary artery stent

Restenosis of coronary artery stent

7th T82.856 Stenosis of peripheral vascular stent CC POA CC/MCC Exc

AHA: Q4 2016

In-stent stenosis (restenosis) of peripheral vascular stent

Restenosis of peripheral vascular stent

7th T82.857 Stenosis of other cardiac prosthetic devices, implants and grafts CC POA CC/MCC Exc

AHA: Q1 2025, Q4 2016

7th T82.858 Stenosis of other vascular prosthetic devices, implants and grafts CC POA CC/MCC Exc

AHA: Q4 2016

6th T82.86 Thrombosis of cardiac and vascular prosthetic devices, implants and grafts

7th T82.867 Thrombosis due to cardiac prosthetic devices, implants and grafts CC POA CC/MCC Exc

AHA: Q2 2019

7th T82.868 Thrombosis due to vascular prosthetic devices, implants and grafts CC POA CC/MCC Exc

6th T82.89 Other specified complication of cardiac and vascular prosthetic devices, implants and grafts

7th T82.897 Other specified complication of cardiac prosthetic devices, implants and grafts CC POA CC/MCC Exc

AHA: Q2 2019

7th T82.898 Other specified complication of vascular prosthetic devices, implants and grafts CC POA CC/MCC Exc

AHA: Q3 2020

x7th T82.9 Unspecified complication of cardiac and vascular prosthetic device, implant and graft CC POA CC/MCC Exc

4th T83 **Complications of genitourinary prosthetic devices, implants and grafts**

EXCLUDES2 *failure and rejection of transplanted organs and tissue (T86.-)*

The appropriate 7th character is to be added to each code from category T83

A = initial encounter

D = subsequent encounter

S = sequela

5th T83.0 **Mechanical complication of urinary catheter**

EXCLUDES2 *complications of stoma of urinary tract (N99.5-)*

6th T83.01 **Breakdown (mechanical) of urinary catheter**

7th T83.010 **Breakdown (mechanical) of cystostomy catheter** CC POA CC/MCC Exc

7th T83.011 **Breakdown (mechanical) of indwelling urethral catheter** POA

7th T83.012 **Breakdown (mechanical) of nephrostomy catheter** POA

7th T83.018 **Breakdown (mechanical) of other urinary catheter** POA

Breakdown (mechanical) of Hopkins catheter

Breakdown (mechanical) of ileostomy catheter

Breakdown (mechanical) urostomy catheter

6th T83.02 **Displacement of urinary catheter**

Malposition of urinary catheter

7th T83.020 **Displacement of cystostomy catheter** CC POA CC/MCC Exc

7th T83.021 **Displacement of indwelling urethral catheter** POA

7th T83.022 **Displacement of nephrostomy catheter** POA

7th T83.028 **Displacement of other urinary catheter** POA

Displacement of Hopkins catheter

Displacement of ileostomy catheter

Displacement of urostomy catheter

6th T83.03 Leakage of urinary catheter

- 7th T83.030 Leakage of cystostomy catheter CC POA CC/MCC Exc
- 7th T83.031 Leakage of indwelling urethral catheter POA
- 7th T83.032 Leakage of nephrostomy catheter POA
- 7th T83.038 Leakage of other urinary catheter POA
  - Leakage of Hopkins catheter
  - Leakage of ileostomy catheter
  - Leakage of urostomy catheter

6th T83.09 Other mechanical complication of urinary catheter

- Obstruction (mechanical) of urinary catheter
- Perforation of urinary catheter
- Protrusion of urinary catheter
- 7th T83.090 Other mechanical complication of cystostomy catheter CC POA CC/MCC Exc
- 7th T83.091 Other mechanical complication of indwelling urethral catheter POA
- 7th T83.092 Other mechanical complication of nephrostomy catheter POA
- 7th T83.098 Other mechanical complication of other urinary catheter POA
  - Other mechanical complication of Hopkins catheter
  - Other mechanical complication of ileostomy catheter
  - Other mechanical complication of urostomy catheter

5th T83.1 Mechanical complication of other urinary devices and implants

6th T83.11 Breakdown (mechanical) of other urinary devices and implants

7th T83.110 Breakdown (mechanical) of urinary electronic stimulator device CC POA CC/MCC Exc

EXCLUDES2 *Breakdown (mechanical) of electrode (lead) for sacral nerve neurostimulator (T85.111)*

Breakdown (mechanical) of implanted electronic sacral neurostimulator, pulse generator or receiver (T85.113)

7th T83.111 Breakdown (mechanical) of implanted urinary sphincter CC POA CC/MCC Exc

7th T83.112 Breakdown (mechanical) of indwelling ureteral stent CC POA CC/MCC Exc

7th T83.113 Breakdown (mechanical) of other urinary stents CC CC/MCC Exc

Breakdown (mechanical) of ileal conduit stent

Breakdown (mechanical) of nephroureteral stent

7th T83.118 Breakdown (mechanical) of other urinary devices and implants CC POA CC/MCC Exc

6th T83.12 Displacement of other urinary devices and implants

Malposition of other urinary devices and implants

7th T83.120 Displacement of urinary electronic stimulator device CC POA CC/MCC Exc

EXCLUDES2 *Displacement of electrode (lead) for sacral nerve neurostimulator (T85.121)*

Displacement of implanted electronic sacral neurostimulator, pulse generator or receiver (T85.123)

7th T83.121 Displacement of implanted urinary sphincter CC POA CC/MCC Exc

7th T83.122 Displacement of indwelling ureteral stent CC POA CC/MCC Exc

7th T83.123 Displacement of other urinary stents CC CC/MCC Exc

Displacement of ileal conduit stent

Displacement of nephroureteral stent

7th T83.128 Displacement of other urinary devices and implants CC POA CC/MCC Exc

6th T83.19 Other mechanical complication of other urinary devices and implants

Leakage of other urinary devices and implants

Obstruction (mechanical) of other urinary devices and implants

Perforation of other urinary devices and implants

Protrusion of other urinary devices and implants

7th T83.190 Other mechanical complication of urinary electronic stimulator device CC POA CC/MCC Exc

EXCLUDES2 *Other mechanical complication of electrode (lead) for sacral nerve neurostimulator (T85.191)*

Other mechanical complication of implanted electronic sacral neurostimulator, pulse generator or receiver (T85.193)

7th T83.191 Other mechanical complication of implanted urinary sphincter CC POA CC/MCC Exc

7th T83.192 Other mechanical complication of indwelling ureteral stent CC POA CC/MCC Exc

7th T83.193 Other mechanical complication of other urinary stent CC POA CC/MCC Exc

Other mechanical complication of ileal conduit stent

Other mechanical complication of nephroureteral stent

7th T83.198 Other mechanical complication of other urinary devices and implants CC POA CC/MCC Exc

5th T83.2 Mechanical complication of graft of urinary organ

- 7th T83.21 Breakdown (mechanical) of graft of urinary organ CC POA CC/MCC Exc
- 7th T83.22 Displacement of graft of urinary organ CC POA CC/MCC Exc
  - Malposition of graft of urinary organ
- 7th T83.23 Leakage of graft of urinary organ CC POA CC/MCC Exc
- 7th T83.24 Erosion of graft of urinary organ CC POA CC/MCC Exc
  - **AHA:** Q4 2016
- 7th T83.25 Exposure of graft of urinary organ CC POA CC/MCC Exc
  - **AHA:** Q4 2016
- 7th T83.29 Other mechanical complication of graft of urinary organ CC POA CC/MCC Exc
  - Obstruction (mechanical) of graft of urinary organ
  - Perforation of graft of urinary organ
  - Protrusion of graft of urinary organ

5th T83.3 Mechanical complication of intrauterine contraceptive device

- 7th T83.31 Breakdown (mechanical) of intrauterine contraceptive device POA
- 7th T83.32 Displacement of intrauterine contraceptive device POA
  - Malposition of intrauterine contraceptive device
  - Missing string of intrauterine contraceptive device
- 7th T83.39 Other mechanical complication of intrauterine contraceptive device POA
  - Leakage of intrauterine contraceptive device
  - Obstruction (mechanical) of intrauterine contraceptive device
  - Perforation of intrauterine contraceptive device
  - Protrusion of intrauterine contraceptive device

5th T83.4 Mechanical complication of other prosthetic devices, implants and grafts of genital tract

6th T83.41 Breakdown (mechanical) of other prosthetic devices, implants and grafts of genital tract

7th T83.410 Breakdown (mechanical) of implanted penile prosthesis CC POA CC/MCC Exc

Breakdown (mechanical) of penile prosthesis cylinder

Breakdown (mechanical) of penile prosthesis pump

Breakdown (mechanical) of penile prosthesis reservoir

7th T83.411 Breakdown (mechanical) of implanted testicular prosthesis CC POA CC/MCC Exc

7th T83.418 Breakdown (mechanical) of other prosthetic devices, implants and grafts of genital tract CC POA CC/MCC Exc

6th T83.42 Displacement of other prosthetic devices, implants and grafts of genital tract

Malposition of other prosthetic devices, implants and grafts of genital tract

7th T83.420 Displacement of implanted penile prosthesis CC POA CC/MCC Exc

Displacement of penile prosthesis cylinder

Displacement of penile prosthesis pump

Displacement of penile prosthesis reservoir

7th T83.421 Displacement of implanted testicular prosthesis CC POA CC/MCC Exc

7th T83.428 Displacement of other prosthetic devices, implants and grafts of genital tract CC POA CC/MCC Exc

AHA: Q1 2018

6th T83.49 Other mechanical complication of other prosthetic devices, implants and grafts of genital tract

Leakage of other prosthetic devices, implants and grafts of genital tract

Obstruction, mechanical of other prosthetic devices, implants and grafts of genital tract

Perforation of other prosthetic devices, implants and grafts of genital tract

Protrusion of other prosthetic devices, implants and grafts of genital tract

7th T83.490 Other mechanical complication of implanted penile prosthesis CC POA CC/MCC Exc

Other mechanical complication of penile prosthesis cylinder

Other mechanical complication of penile prosthesis pump

Other mechanical complication of penile prosthesis reservoir

7th T83.491 Other mechanical complication of implanted testicular prosthesis CC POA CC/MCC Exc

7th T83.498 Other mechanical complication of other prosthetic devices, implants and grafts of genital tract CC POA CC/MCC Exc

5th T83.5 Infection and inflammatory reaction due to prosthetic device, implant and graft in urinary system

Use additional code to identify infection

6th T83.51 Infection and inflammatory reaction due to urinary catheter

EXCLUDES2 *complications of stoma of urinary tract (N99.5-)*

7th T83.510 Infection and inflammatory reaction due to cystostomy catheter CC POA CC/MCC Exc

7th T83.511 Infection and inflammatory reaction due to indwelling urethral catheter CC POA HAC CC/MCC Exc

AHA: Q2 2022

7th T83.512 Infection and inflammatory reaction due to nephrostomy catheter CC POA CC/MCC Exc

7th T83.518 Infection and inflammatory reaction due to other urinary catheter CC POA HAC CC/MCC Exc

Infection and inflammatory reaction due to Hopkins catheter

Infection and inflammatory reaction due to ileostomy catheter

Infection and inflammatory reaction due to urostomy catheter

6th T83.59 Infection and inflammatory reaction due to prosthetic device, implant and graft in urinary system

7th T83.590 Infection and inflammatory reaction due to implanted urinary neurostimulation device CC POA CC/MCC Exc

EXCLUDES2 *Infection and inflammatory reaction due to electrode lead of sacral nerve neurostimulator (T85.732)*

Infection and inflammatory reaction due to pulse generator or receiver of sacral nerve neurostimulator (T85.734)

7th T83.591 Infection and inflammatory reaction due to implanted urinary sphincter CC POA CC/MCC Exc

7th T83.592 Infection and inflammatory reaction due to indwelling ureteral stent CC POA CC/MCC Exc

7th T83.593 Infection and inflammatory reaction due to other urinary stents CC POA CC/MCC Exc

Infection and inflammatory reaction due to ileal conduit stents

Infection and inflammatory reaction due to nephroureteral stent

7th T83.598 Infection and inflammatory reaction due to other prosthetic device, implant and graft in urinary system CC POA CC/MCC Exc

AHA: Q3 2020

5th T83.6 Infection and inflammatory reaction due to prosthetic device, implant and graft in genital tract

Use additional code to identify infection

x7th T83.61 Infection and inflammatory reaction due to implanted penile prosthesis CC POA CC/MCC Exc

Infection and inflammatory reaction due to penile prosthesis cylinder

Infection and inflammatory reaction due to penile prosthesis pump

Infection and inflammatory reaction due to penile prosthesis reservoir

x7th T83.62 Infection and inflammatory reaction due to implanted testicular prosthesis CC POA CC/MCC Exc

x7th T83.69 Infection and inflammatory reaction due to other prosthetic device, implant and graft in genital tract CC POA CC/MCC Exc

5th T83.7 Complications due to implanted mesh and other prosthetic materials

6th T83.71 Erosion of implanted mesh and other prosthetic materials to surrounding organ or tissue

7th T83.711 Erosion of implanted vaginal mesh to surrounding organ or tissue POA

AHA: Q4 2016

Erosion of implanted vaginal mesh into pelvic floor muscles

7th T83.712 Erosion of implanted urethral mesh to surrounding organ or tissue CC POA CC/MCC Exc

Erosion of implanted female urethral sling

Erosion of implanted male urethral sling

Erosion of implanted urethral mesh into pelvic floor muscles

7th T83.713 Erosion of implanted urethral bulking agent to surrounding organ or tissue CC POA CC/MCC Exc

7th T83.714 Erosion of implanted ureteral bulking agent to surrounding organ or tissue CC POA CC/MCC Exc

7th T83.718 Erosion of other implanted mesh o organ or tissue CC POA CC/MCC Exc

AHA: Q4 2016

7th T83.719 Erosion of other prosthetic materials to surrounding organ or tissue CC POA CC/MCC Exc

AHA: Q4 2016

6th T83.72 Exposure of implanted mesh and other prosthetic materials into surrounding organ or tissue

Extrusion of implanted mesh

7th T83.721 Exposure of implanted vaginal mesh into vagina POA

Exposure of implanted vaginal mesh through vaginal wall

7th T83.722 Exposure of implanted urethral mesh into urethra CC POA CC/MCC Exc

Exposure of implanted female urethral sling

Exposure of implanted male urethral sling

Exposure of implanted urethral mesh through urethral wall

7th T83.723 Exposure of implanted urethral bulking agent into urethra CC POA CC/MCC Exc

7th T83.724 Exposure of implanted ureteral bulking agent into ureter CC POA CC/MCC Exc

7th T83.728 Exposure of other implanted mesh into organ or tissue CC POA CC/MCC Exc

AHA: Q4 2016

7th T83.729 Exposure of other prosthetic materials into organ or tissue CC POA CC/MCC Exc

AHA: Q4 2016

x7th T83.79 Other specified complications due to other genitourinary prosthetic materials CC POA CC/MCC Exc

5th T83.8 Other specified complications of genitourinary prosthetic devices, implants and grafts

x7th T83.81 Embolism due to genitourinary prosthetic devices, implants and grafts CC POA CC/MCC Exc

x7th T83.82 Fibrosis due to genitourinary prosthetic devices, implants and grafts CC POA CC/MCC Exc

x7th T83.83 Hemorrhage due to genitourinary prosthetic devices, implants and grafts CC POA CC/MCC Exc

AHA: Q2 2025

x7th T83.84 Pain due to genitourinary prosthetic devices, implants and grafts CC POA CC/MCC Exc

x7th T83.85 Stenosis due to genitourinary prosthetic devices, implants and grafts CC POA CC/MCC Exc

x7th T83.86 Thrombosis due to genitourinary prosthetic devices, implants and grafts CC POA CC/MCC Exc

AHA: Q3 2024

x7th T83.89 Other specified complication of genitourinary prosthetic devices, implants and grafts CC POA CC/MCC Exc

AHA: Q3 2022

x7th T83.9 Unspecified complication of genitourinary prosthetic device, implant and graft CC POA CC/MCC Exc

4th T84 **Complications of internal orthopedic prosthetic devices, implants and grafts**

EXCLUDES2 *failure and rejection of transplanted organs and tissues (T86.-)*

fracture of bone following insertion of orthopedic implant, joint prosthesis or bone plate (M96.6)

The appropriate 7th character is to be added to each code from category T84

A = initial encounter

D = subsequent encounter

S = sequela

5th T84.0 **Mechanical complication of internal joint prosthesis**

6th T84.01 **Broken internal joint prosthesis**

Breakage (fracture) of prosthetic joint

Broken prosthetic joint implant

EXCLUDES1 *periprosthetic joint implant fracture (M97.-)*

7th T84.010 **Broken internal right hip prosthesis** CC POA CC/MCC Exc

7th T84.011 **Broken internal left hip prosthesis** CC POA CC/MCC Exc

7th T84.012 **Broken internal right knee prosthesis** CC POA CC/MCC Exc

7th T84.013 **Broken internal left knee prosthesis** CC POA CC/MCC Exc

7th T84.018 **Broken internal joint prosthesis, other site** CC POA CC/MCC Exc

Use additional code to identify the joint (Z96.6-)

7th T84.019 **Broken internal joint prosthesis, unspecified site** CC POA CC/MCC Exc

6th T84.02 Dislocation of internal joint prosthesis

Instability of internal joint prosthesis

Subluxation of internal joint prosthesis

7th T84.020 Dislocation of internal right hip prosthesis CC POA CC/MCC Exc

7th T84.021 Dislocation of internal left hip prosthesis CC POA CC/MCC Exc

AHA: Q2 2019

7th T84.022 Instability of internal right knee prosthesis CC POA CC/MCC Exc

7th T84.023 Instability of internal left knee prosthesis CC POA CC/MCC Exc

7th T84.028 Dislocation of other internal joint prosthesis CC POA CC/MCC Exc

Use additional code to identify the joint (Z96.6-)

7th T84.029 Dislocation of unspecified internal joint prosthesis CC POA CC/MCC Exc

6th T84.03 Mechanical loosening of internal prosthetic joint

Aseptic loosening of prosthetic joint

7th T84.030 Mechanical loosening of internal right hip prosthetic joint CC POA CC/MCC Exc

7th T84.031 Mechanical loosening of internal left hip prosthetic joint CC POA CC/MCC Exc

7th T84.032 Mechanical loosening of internal right knee prosthetic joint CC POA CC/MCC Exc

7th T84.033 Mechanical loosening of internal left knee prosthetic joint CC POA CC/MCC Exc

7th T84.038 Mechanical loosening of other internal prosthetic joint CC POA CC/MCC Exc

Use additional code to identify the joint (Z96.6-)

7th T84.039 Mechanical loosening of unspecified internal prosthetic joint CC POA CC/MCC Exc

6th T84.05 Periprosthetic osteolysis of internal prosthetic joint

Use additional code to identify major osseous defect, if applicable (M89.7-)

7th T84.050 Periprosthetic osteolysis of internal prosthetic right hip joint CC POA CC/MCC Exc

7th T84.051 Periprosthetic osteolysis of internal prosthetic left hip joint CC POA CC/MCC Exc

7th T84.052 Periprosthetic osteolysis of internal prosthetic right knee joint CC POA CC/MCC Exc

7th T84.053 Periprosthetic osteolysis of internal prosthetic left knee joint CC POA CC/MCC Exc

7th T84.058 Periprosthetic osteolysis of other internal prosthetic joint CC POA CC/MCC Exc

Use additional code to identify the joint (Z96.6-)

7th T84.059 Periprosthetic osteolysis of unspecified internal prosthetic joint CC POA CC/MCC Exc

6th T84.06 Wear of articular bearing surface of internal prosthetic joint

7th T84.060 Wear of articular bearing surface of internal prosthetic right hip joint CC POA CC/MCC Exc

7th T84.061 Wear of articular bearing surface of internal prosthetic left hip joint CC POA CC/MCC Exc

7th T84.062 Wear of articular bearing surface of internal prosthetic right knee joint CC POA CC/MCC Exc

7th T84.063 Wear of articular bearing surface of internal prosthetic left knee joint CC POA CC/MCC Exc

7th T84.068 Wear of articular bearing surface of other internal prosthetic joint CC POA CC/MCC Exc

Use additional code to identify the joint (Z96.6-)

7th T84.069 Wear of articular bearing surface of unspecified internal prosthetic joint CC POA CC/MCC Exc

6th T84.09 Other mechanical complication of internal joint prosthesis

Prosthetic joint implant failure NOS

7th T84.090 Other mechanical complication of internal right hip prosthesis CC POA CC/MCC Exc

7th T84.091 Other mechanical complication of internal left hip prosthesis CC POA CC/MCC Exc

7th T84.092 Other mechanical complication of internal right knee prosthesis CC POA CC/MCC Exc

7th T84.093 Other mechanical complication of internal left knee prosthesis CC POA CC/MCC Exc

7th T84.098 Other mechanical complication of other internal joint prosthesis CC POA CC/MCC Exc

Use additional code to identify the joint (Z96.6-)

7th T84.099 Other mechanical complication of unspecified internal joint prosthesis CC POA CC/MCC Exc

5th T84.1 Mechanical complication of internal fixation device of bones of limb

EXCLUDES2 *mechanical complication of internal fixation device of bones of feet (T84.2-)*

mechanical complication of internal fixation device of bones of fingers (T84.2-)

mechanical complication of internal fixation device of bones of hands (T84.2-)

mechanical complication of internal fixation device of bones of toes (T84.2-)

6th T84.11 Breakdown (mechanical) of internal fixation device of bones of limb

7th T84.110 Breakdown (mechanical) of internal fixation device of right humerus CC POA CC/MCC Exc

7th T84.111 Breakdown (mechanical) of internal fixation device of left humerus CC POA CC/MCC Exc

7th T84.112 Breakdown (mechanical) of internal fixation device of bone of right forearm CC POA CC/MCC Exc

7th T84.113 Breakdown (mechanical) of internal fixation device of bone of left forearm CC POA CC/MCC Exc

7th T84.114 Breakdown (mechanical) of internal fixation device of right femur CC POA CC/MCC Exc

7th T84.115 Breakdown (mechanical) of internal fixation device of left femur CC POA CC/MCC Exc

7th T84.116 Breakdown (mechanical) of internal fixation device of bone of right lower leg CC POA CC/MCC Exc

7th T84.117 Breakdown (mechanical) of internal fixation device of bone of left lower leg CC POA CC/MCC Exc

7th T84.119 Breakdown (mechanical) of internal fixation device of unspecified bone of limb CC POA CC/MCC Exc

6th T84.12 Displacement of internal fixation device of bones of limb

Malposition of internal fixation device of bones of limb

7th T84.120 Displacement of internal fixation device of right humerus CC POA CC/MCC Exc

7th T84.121 Displacement of internal fixation device of left humerus CC POA CC/MCC Exc

7th T84.122 Displacement of internal fixation device of bone of right forearm CC POA CC/MCC Exc

7th T84.123 Displacement of internal fixation device of bone of left forearm CC POA CC/MCC Exc

7th T84.124 Displacement of internal fixation device of right femur CC POA CC/MCC Exc

7th T84.125 Displacement of internal fixation device of left femur CC POA CC/MCC Exc

7th T84.126 Displacement of internal fixation device of bone of right lower leg CC POA CC/MCC Exc

7th T84.127 Displacement of internal fixation device of bone of left lower leg CC POA CC/MCC Exc

7th T84.129 Displacement of internal fixation device of unspecified bone of limb CC POA CC/MCC Exc

6th T84.19 Other mechanical complication of internal fixation device of bones of limb

Obstruction (mechanical) of internal fixation device of bones of limb

Perforation of internal fixation device of bones of limb

Protrusion of internal fixation device of bones of limb

7th T84.190 Other mechanical complication of internal fixation device of right humerus CC POA CC/MCC Exc

7th T84.191 Other mechanical complication of internal fixation device of left humerus CC POA CC/MCC Exc

7th T84.192 Other mechanical complication of internal fixation device of bone of right forearm CC POA CC/MCC Exc

7th T84.193 Other mechanical complication of internal fixation device of bone of left forearm CC POA CC/MCC Exc

7th T84.194 Other mechanical complication of internal fixation device of right femur CC POA CC/MCC Exc

7th T84.195 Other mechanical complication of internal fixation device of left femur CC POA CC/MCC Exc

7th T84.196 Other mechanical complication of internal fixation device of bone of right lower leg CC POA CC/MCC Exc

7th T84.197 Other mechanical complication of internal fixation device of bone of left lower leg CC POA CC/MCC Exc

7th T84.199 Other mechanical complication of internal fixation device of unspecified bone of limb CC POA CC/MCC Exc

5th T84.2 Mechanical complication of internal fixation device of other bones

6th T84.21 Breakdown (mechanical) of internal fixation device of other bones

7th T84.210 Breakdown (mechanical) of internal fixation device of bones of hand and fingers CC POA CC/MCC Exc

7th T84.213 Breakdown (mechanical) of internal fixation device of bones of foot and toes CC POA CC/MCC Exc

7th T84.216 Breakdown (mechanical) of internal fixation device of vertebrae CC POA CC/MCC Exc

7th T84.218 Breakdown (mechanical) of internal fixation device of other bones CC POA CC/MCC Exc

6th T84.22 Displacement of internal fixation device of other bones

Malposition of internal fixation device of other bones

7th T84.220 Displacement of internal fixation device of bones of hand and fingers CC POA CC/MCC Exc

7th T84.223 Displacement of internal fixation device of bones of foot and toes CC POA CC/MCC Exc

7th T84.226 Displacement of internal fixation device of vertebrae CC POA CC/MCC Exc

7th T84.228 Displacement of internal fixation device of other bones CC POA CC/MCC Exc

6th T84.29 Other mechanical complication of internal fixation device of other bones

Obstruction (mechanical) of internal fixation device of other bones

Perforation of internal fixation device of other bones

Protrusion of internal fixation device of other bones

7th T84.290 Other mechanical complication of internal fixation device of bones of hand and fingers CC POA CC/MCC Exc

7th T84.293 Other mechanical complication of internal fixation device of bones of foot and toes CC POA CC/MCC Exc

7th T84.296 Other mechanical complication of internal fixation device of vertebrae CC POA CC/MCC Exc

AHA: Q2 2024

7th T84.298 Other mechanical complication of internal fixation device of other bones CC POA CC/MCC Exc

5th T84.3 Mechanical complication of other bone devices, implants and grafts

EXCLUDES2 *other complications of bone graft (T86.83-)*

6th T84.31 Breakdown (mechanical) of other bone devices, implants and grafts

7th T84.310 Breakdown (mechanical) of electronic bone stimulator CC POA CC/MCC Exc

7th T84.318 Breakdown (mechanical) of other bone devices, implants and grafts CC POA CC/MCC Exc

6th T84.32 Displacement of other bone devices, implants and grafts

Malposition of other bone devices, implants and grafts

7th T84.320 Displacement of electronic bone stimulator CC POA CC/MCC Exc

7th T84.328 Displacement of other bone devices, implants and grafts CC POA CC/MCC Exc

6th T84.39 Other mechanical complication of other bone devices, implants and grafts

Obstruction (mechanical) of other bone devices, implants and grafts

Perforation of other bone devices, implants and grafts

Protrusion of other bone devices, implants and grafts

7th T84.390 Other mechanical complication of electronic bone stimulator CC POA CC/MCC Exc

7th T84.398 Other mechanical complication of other bone devices, implants and grafts CC POA CC/MCC Exc

5th T84.4 Mechanical complication of other internal orthopedic devices, implants and grafts

6th T84.41 Breakdown (mechanical) of other internal orthopedic devices, implants and grafts

7th T84.410 Breakdown (mechanical) of muscle and tendon graft CC POA CC/MCC Exc

7th T84.418 Breakdown (mechanical) of other internal orthopedic devices, implants and grafts CC POA CC/MCC Exc

6th T84.42 Displacement of other internal orthopedic devices, implants and grafts

Malposition of other internal orthopedic devices, implants and grafts

7th T84.420 Displacement of muscle and tendon graft CC POA CC/MCC Exc

7th T84.428 Displacement of other internal orthopedic devices, implants and grafts CC POA CC/MCC Exc

6th T84.49 Other mechanical complication of other internal orthopedic devices, implants and grafts

Mechanical complication of other internal orthopedic devices, implants and grafts NOS

Obstruction (mechanical) of other internal orthopedic devices, implants and grafts

Perforation of other internal orthopedic devices, implants and grafts

Protrusion of other internal orthopedic devices, implants and grafts

7th T84.490 Other mechanical complication of muscle and tendon graft CC POA CC/MCC Exc

7th T84.498 Other mechanical complication of other internal orthopedic devices, implants and grafts CC POA CC/MCC Exc

5th T84.5 Infection and inflammatory reaction due to internal joint prosthesis

See Official Guidelines, "Application of 7th Characters in Chapter 19" I.C.19.a

Use additional code to identify infection

x7th T84.50 Infection and inflammatory reaction due to unspecified internal joint prosthesis CC POA CC/MCC Exc

AHA: Q1 2015

x7th T84.51 Infection and inflammatory reaction due to internal right hip prosthesis CC POA CC/MCC Exc

AHA: Q4 2015

x7th T84.52 Infection and inflammatory reaction due to internal left hip prosthesis CC POA CC/MCC Exc

AHA: Q1 2015

x7th T84.53 Infection and inflammatory reaction due to internal right knee prosthesis CC POA CC/MCC Exc

x7th T84.54 Infection and inflammatory reaction due to internal left knee prosthesis CC POA CC/MCC Exc

AHA: Q3 2019

x7th T84.59 Infection and inflammatory reaction due to other internal joint prosthesis CC POA CC/MCC Exc

5th T84.6 Infection and inflammatory reaction due to internal fixation device

Use additional code to identify infection

x7th T84.60 Infection and inflammatory reaction due to internal fixation device of unspecified site CC POA HAC CC/MCC Exc

6th T84.61 Infection and inflammatory reaction due to internal fixation device of arm

7th T84.610 Infection and inflammatory reaction due to internal fixation device of right humerus CC POA HAC CC/MCC Exc

7th T84.611 Infection and inflammatory reaction due to internal fixation device of left humerus CC POA HAC CC/MCC Exc

7th T84.612 Infection and inflammatory reaction due to internal fixation device of right radius CC POA HAC CC/MCC Exc

7th T84.613 Infection and inflammatory reaction due to internal fixation device of left radius CC POA HAC CC/MCC Exc

7th T84.614 Infection and inflammatory reaction due to internal fixation device of right ulna CC POA HAC CC/MCC Exc

7th T84.615 Infection and inflammatory reaction due to internal fixation device of left ulna CC POA HAC CC/MCC Exc

7th T84.619 Infection and inflammatory reaction due to internal fixation device of unspecified bone of arm CC POA HAC CC/MCC Exc

6th T84.62 Infection and inflammatory reaction due to internal fixation device of leg
- 7th T84.620 Infection and inflammatory reaction due to internal fixation device of right femur CC POA CC/MCC Exc
- 7th T84.621 Infection and inflammatory reaction due to internal fixation device of left femur CC POA CC/MCC Exc
- 7th T84.622 Infection and inflammatory reaction due to internal fixation device of right tibia CC POA CC/MCC Exc
- 7th T84.623 Infection and inflammatory reaction due to internal fixation device of left tibia CC POA CC/MCC Exc
- 7th T84.624 Infection and inflammatory reaction due to internal fixation device of right fibula CC POA CC/MCC Exc
- 7th T84.625 Infection and inflammatory reaction due to internal fixation device of left fibula CC POA CC/MCC Exc
- 7th T84.629 Infection and inflammatory reaction due to internal fixation device of unspecified bone of leg CC POA CC/MCC Exc

x7th T84.63 Infection and inflammatory reaction due to internal fixation device of spine CC POA HAC CC/MCC Exc

x7th T84.69 Infection and inflammatory reaction due to internal fixation device of other site CC POA HAC CC/MCC Exc

x7th T84.7 Infection and inflammatory reaction due to other internal orthopedic prosthetic devices, implants and grafts CC POA HAC CC/MCC Exc

Use additional code to identify infection

5th T84.8 Other specified complications of internal orthopedic prosthetic devices, implants and grafts
- x7th T84.81 Embolism due to internal orthopedic prosthetic devices, implants and grafts CC POA CC/MCC Exc
- x7th T84.82 Fibrosis due to internal orthopedic prosthetic devices, implants and grafts CC POA CC/MCC Exc

  AHA: Q1 2025
- x7th T84.83 Hemorrhage due to internal orthopedic prosthetic devices, implants and grafts CC POA CC/MCC Exc
- x7th T84.84 Pain due to internal orthopedic prosthetic devices, implants and grafts CC POA CC/MCC Exc

  AHA: Q2 2024
- x7th T84.85 Stenosis due to internal orthopedic prosthetic devices, implants and grafts CC POA CC/MCC Exc
- x7th T84.86 Thrombosis due to internal orthopedic prosthetic devices, implants and grafts CC POA CC/MCC Exc
- x7th T84.89 Other specified complication of internal orthopedic prosthetic devices, implants and grafts CC POA CC/MCC Exc

x7th T84.9 Unspecified complication of internal orthopedic prosthetic device, implant and graft CC POA CC/MCC Exc

4th T85 **Complications of other internal prosthetic devices, implants and grafts**

EXCLUDES2 *failure and rejection of transplanted organs and tissue (T86.-)*

The appropriate 7th character is to be added to each code from category T85

A = initial encounter

D = subsequent encounter

S = sequela

5th T85.0 **Mechanical complication of ventricular intracranial (communicating) shunt**

x7th T85.01 **Breakdown (mechanical) of ventricular intracranial (communicating) shunt** CC POA CC/MCC Exc

x7th T85.02 **Displacement of ventricular intracranial (communicating) shunt** CC POA CC/MCC Exc

Malposition of ventricular intracranial (communicating) shunt

x7th T85.03 **Leakage of ventricular intracranial (communicating) shunt** CC POA CC/MCC Exc

x7th T85.09 **Other mechanical complication of ventricular intracranial (communicating) shunt** CC POA CC/MCC Exc

Obstruction (mechanical) of ventricular intracranial (communicating) shunt

Perforation of ventricular intracranial (communicating) shunt

Protrusion of ventricular intracranial (communicating) shunt

5th T85.1 Mechanical complication of implanted electronic stimulator of nervous system

6th T85.11 Breakdown (mechanical) of implanted electronic stimulator of nervous system

7th T85.110 Breakdown (mechanical) of implanted electronic neurostimulator of brain electrode (lead) CC POA CC/MCC Exc

7th T85.111 Breakdown (mechanical) of implanted electronic neurostimulator of peripheral nerve electrode (lead) CC POA CC/MCC Exc

Breakdown of electrode (lead) for cranial nerve neurostimulators

Breakdown of electrode (lead) for gastric neurostimulator

Breakdown of electrode (lead) for sacral nerve neurostimulator

Breakdown of electrode (lead) for vagal nerve neurostimulators

7th T85.112 Breakdown (mechanical) of implanted electronic neurostimulator of spinal cord electrode (lead) CC POA CC/MCC Exc

7th T85.113 Breakdown (mechanical) of implanted electronic neurostimulator, generator CC POA CC/MCC Exc

Breakdown (mechanical) of implanted electronic neurostimulator generator, brain, peripheral, gastric, spinal

Breakdown (mechanical) of implanted electronic sacral neurostimulator, pulse generator or receiver

7th T85.118 Breakdown (mechanical) of other implanted electronic stimulator of nervous system CC POA CC/MCC Exc

6th T85.12 Displacement of implanted electronic stimulator of nervous system

Malposition of implanted electronic stimulator of nervous system

7th T85.120 Displacement of implanted electronic neurostimulator of brain electrode (lead) CC POA CC/MCC Exc

7th T85.121 Displacement of implanted electronic neurostimulator of peripheral nerve electrode (lead) CC POA CC/MCC Exc

Displacement of electrode (lead) for cranial nerve neurostimulators

Displacement of electrode (lead) for gastric neurostimulator

Displacement of electrode (lead) for sacral nerve neurostimulator

Displacement of electrode (lead) for vagal nerve neurostimulators

7th T85.122 Displacement of implanted electronic neurostimulator of spinal cord electrode (lead) CC POA CC/MCC Exc

7th T85.123 Displacement of implanted electronic neurostimulator, generator CC POA CC/MCC Exc

Displacement of implanted electronic neurostimulator generator, brain, peripheral, gastric, spinal

Displacement of implanted electronic sacral neurostimulator, pulse generator or receiver

7th T85.128 Displacement of other implanted electronic stimulator of nervous system CC POA CC/MCC Exc

6th T85.19 Other mechanical complication of implanted electronic stimulator of nervous system

Leakage of implanted electronic stimulator of nervous system

Obstruction (mechanical) of implanted electronic stimulator of nervous system

Perforation of implanted electronic stimulator of nervous system

Protrusion of implanted electronic stimulator of nervous system

7th T85.190 Other mechanical complication of implanted electronic neurostimulator of brain electrode (lead) CC POA CC/MCC Exc

7th T85.191 Other mechanical complication of implanted electronic neurostimulator of peripheral nerve electrode (lead) CC POA CC/MCC Exc

Other mechanical complication of electrode (lead) for cranial nerve neurostimulators

Other mechanical complication of electrode (lead) for gastric neurostimulator

Other mechanical complication of electrode (lead) for sacral nerve neurostimulator

Other mechanical complication of electrode (lead) for vagal nerve neurostimulators

7th T85.192 Other mechanical complication of implanted electronic neurostimulator of spinal cord electrode (lead) CC POA CC/MCC Exc

7th T85.193 Other mechanical complication of implanted electronic neurostimulator, generator CC POA CC/MCC Exc

Other mechanical complication of implanted electronic neurostimulator generator, brain, peripheral, gastric, spinal

Other mechanical complication of implanted electronic sacral neurostimulator, pulse generator or receiver

7th T85.199 Other mechanical complication of other implanted electronic stimulator of nervous system CC POA CC/MCC Exc

5th T85.2 Mechanical complication of intraocular lens

x7th T85.21 Breakdown (mechanical) of intraocular lens CC POA CC/MCC Exc

x7th T85.22 Displacement of intraocular lens CC POA CC/MCC Exc

Malposition of intraocular lens

x7th T85.29 Other mechanical complication of intraocular lens CC POA CC/MCC Exc

Obstruction (mechanical) of intraocular lens

Perforation of intraocular lens

Protrusion of intraocular lens

5th T85.3 Mechanical complication of other ocular prosthetic devices, implants and grafts

EXCLUDES2 *other complications of corneal graft (T86.84-)*

6th T85.31 Breakdown (mechanical) of other ocular prosthetic devices, implants and grafts

7th T85.310 Breakdown (mechanical) of prosthetic orbit of right eye CC POA CC/MCC Exc

7th T85.311 Breakdown (mechanical) of prosthetic orbit of left eye CC POA CC/MCC Exc

7th T85.318 Breakdown (mechanical) of other ocular prosthetic devices, implants and grafts POA CC/MCC Exc

6th T85.32 Displacement of other ocular prosthetic devices, implants and grafts

Malposition of other ocular prosthetic devices, implants and grafts

7th T85.320 Displacement of prosthetic orbit of right eye CC POA CC/MCC Exc

7th T85.321 Displacement of prosthetic orbit of left eye CC POA CC/MCC Exc

7th T85.328 Displacement of other ocular prosthetic devices, implants and grafts POA CC/MCC Exc

6th T85.39 Other mechanical complication of other ocular prosthetic devices, implants and grafts

Obstruction (mechanical) of other ocular prosthetic devices, implants and grafts

Perforation of other ocular prosthetic devices, implants and grafts

Protrusion of other ocular prosthetic devices, implants and grafts

7th T85.390 Other mechanical complication of prosthetic orbit of right eye CC POA CC/MCC Exc

7th T85.391 Other mechanical complication of prosthetic orbit of left eye CC POA CC/MCC Exc

7th T85.398 Other mechanical complication of other ocular prosthetic devices, implants and grafts POA CC/MCC Exc

5th T85.4 Mechanical complication of breast prosthesis and implant

x7th T85.41 Breakdown (mechanical) of breast prosthesis and implant CC POA CC/MCC Exc

x7th T85.42 Displacement of breast prosthesis and implant CC POA CC/MCC Exc

Malposition of breast prosthesis and implant

x7th T85.43 Leakage of breast prosthesis and implant CC POA CC/MCC Exc

x7th T85.44 Capsular contracture of breast implant CC POA CC/MCC Exc

x7th T85.49 Other mechanical complication of breast prosthesis and implant CC POA CC/MCC Exc

Obstruction (mechanical) of breast prosthesis and implant

Perforation of breast prosthesis and implant

Protrusion of breast prosthesis and implant

5th T85.5 Mechanical complication of gastrointestinal prosthetic devices, implants and grafts

6th T85.51 Breakdown (mechanical) of gastrointestinal prosthetic devices, implants and grafts

7th T85.510 Breakdown (mechanical) of bile duct prosthesis CC POA CC/MCC Exc

7th T85.511 Breakdown (mechanical) of esophageal anti-reflux device CC POA CC/MCC Exc

7th T85.518 Breakdown (mechanical) of other gastrointestinal prosthetic devices, implants and grafts CC POA CC/MCC Exc

6th T85.52 Displacement of gastrointestinal prosthetic devices, implants and grafts

Malposition of gastrointestinal prosthetic devices, implants and grafts

7th T85.520 Displacement of bile duct prosthesis CC POA CC/MCC Exc

7th T85.521 Displacement of esophageal anti-reflux device CC POA CC/MCC Exc

7th T85.528 Displacement of other gastrointestinal prosthetic devices, implants and grafts CC POA CC/MCC Exc

6th T85.59 Other mechanical complication of gastrointestinal prosthetic devices, implants and

Obstruction, mechanical of gastrointestinal prosthetic devices, implants and grafts

Perforation of gastrointestinal prosthetic devices, implants and grafts

Protrusion of gastrointestinal prosthetic devices, implants and grafts

7th T85.590 Other mechanical complication of bile duct prosthesis CC POA CC/MCC Exc

7th T85.591 Other mechanical complication of esophageal anti-reflux device CC POA CC/MCC Exc

7th T85.598 Other mechanical complication of other gastrointestinal prosthetic devices, implants and grafts CC POA CC/MCC Exc

5th T85.6 Mechanical complication of other specified internal and external prosthetic devices, implants and grafts

See Official Guidelines, "Underdose of insulin due to insulin pump failure" I.C.4.a.5.a, "Overdose of insulin due to insulin pump failure" I.C.4.a.5.b

6th T85.61 Breakdown (mechanical) of other specified internal prosthetic devices, implants and grafts

7th T85.610 Breakdown (mechanical) of cranial or spinal infusion catheter CC POA CC/MCC Exc

Breakdown (mechanical) of epidural infusion catheter

Breakdown (mechanical) of intrathecal infusion catheter

Breakdown (mechanical) of subarachnoid infusion catheter

Breakdown (mechanical) of subdural infusion catheter

7th T85.611 Breakdown (mechanical) of intraperitoneal dialysis catheter CC POA RxHCC CC/MCC Exc

EXCLUDES1 *mechanical complication of vascular dialysis catheter (T82.4-)*

7th T85.612 Breakdown (mechanical) of permanent sutures CC POA CC/MCC Exc

EXCLUDES1 *mechanical complication of permanent (wire) suture used in bone repair (T84.1-T84.2)*

7th T85.613 Breakdown (mechanical) of artificial skin graft and decellularized allodermis CC POA CC/MCC Exc

Failure of artificial skin graft and decellularized allodermis

Non-adherence of artificial skin graft and decellularized allodermis

Poor incorporation of artificial skin graft and decellularized allodermis

Shearing of artificial skin graft and decellularized allodermis

7th T85.614 Breakdown (mechanical) of insulin pump CC POA CC/MCC Exc

7th T85.615 Breakdown (mechanical) of other nervous system device, implant or graft CC POA CC/MCC Exc

Breakdown (mechanical) of intrathecal infusion pump

7th T85.618 Breakdown (mechanical) of other specified internal prosthetic devices, implants and grafts CC POA CC/MCC Exc

6th T85.62 Displacement of other specified internal prosthetic devices, implants and grafts

Malposition of other specified internal prosthetic devices, implants and grafts

7th T85.620 Displacement of cranial or spinal infusion catheter CC POA CC/MCC Exc

Displacement of epidural infusion catheter

Displacement of intrathecal infusion catheter

Displacement of subarachnoid infusion catheter

Displacement of subdural infusion catheter

7th T85.621 Displacement of intraperitoneal dialysis catheter CC POA RxHCC CC/MCC Exc

EXCLUDES1 *mechanical complication of vascular dialysis catheter (T82.4-)*

7th T85.622 Displacement of permanent sutures CC POA CC/MCC Exc

EXCLUDES1 *mechanical complication of permanent (wire) suture used in bone repair (T84.1-T84.2)*

7th T85.623 Displacement of artificial skin graft and decellularized allodermis CC POA CC/MCC Exc

Dislodgement of artificial skin graft and decellularized allodermis

7th T85.624 Displacement of insulin pump CC POA CC/MCC Exc

7th T85.625 Displacement of other nervous system device, implant or graft CC POA CC/MCC Exc

Displacement of intrathecal infusion pump

7th T85.628 Displacement of other specified internal prosthetic devices, implants and grafts CC POA CC/MCC Exc

AHA: Q1 2015

6th T85.63 Leakage of other specified internal prosthetic devices, implants and grafts

7th T85.630 Leakage of cranial or spinal infusion catheter CC POA CC/MCC Exc

AHA: Q3 2022

Leakage of epidural infusion catheter

Leakage of intrathecal infusion catheter infusion catheter

Leakage of subdural infusion catheter

Leakage of subarachnoid infusion catheter

7th T85.631 Leakage of intraperitoneal dialysis catheter CC POA RxHCC CC/MCC Exc

EXCLUDES1 *mechanical complication of vascular dialysis catheter (T82.4)*

7th T85.633 Leakage of insulin pump CC POA CC/MCC Exc

7th T85.635 Leakage of other nervous system device, implant or graft CC POA CC/MCC Exc

Leakage of intrathecal infusion pump

7th T85.638 Leakage of other specified internal prosthetic devices, implants and grafts CC POA CC/MCC Exc

6th T85.69 **Other mechanical complication of other specified internal prosthetic devices, implants and grafts**

Obstruction, mechanical of other specified internal prosthetic devices, implants and grafts

Perforation of other specified internal prosthetic devices, implants and grafts

Protrusion of other specified internal prosthetic devices, implants and grafts

7th T85.690 **Other mechanical complication of cranial or spinal infusion catheter** CC POA CC/MCC Exc

Other mechanical complication of epidural infusion catheter

Other mechanical complication of intrathecal infusion catheter

Other mechanical complication of subarachnoid infusion catheter

Other mechanical complication of subdural infusion catheter

7th T85.691 **Other mechanical complication of intraperitoneal dialysis catheter** CC POA RxHCC CC/MCC Exc

EXCLUDES1 *mechanical complication of vascular dialysis catheter (T82.4)*

7th T85.692 **Other mechanical complication of permanent sutures** CC POA CC/MCC Exc

EXCLUDES1 *mechanical complication of permanent (wire) suture used in bone repair (T84.1-T84.2)*

7th T85.693 **Other mechanical complication of artificial skin graft and decellularized allodermis** CC POA CC/MCC Exc

7th T85.694 **Other mechanical complication of insulin pump** CC POA CC/MCC Exc

7th T85.695 **Other mechanical complication of other nervous system device, implant or graft** CC POA CC/MCC Exc

Other mechanical complication of intrathecal infusion pump

7th T85.698 **Other mechanical complication of other specified internal prosthetic devices, implants and grafts** CC POA CC/MCC Exc

Mechanical complication of nonabsorbable surgical material NOS

5th T85.7 Infection and inflammatory reaction due to other internal prosthetic devices, implants and grafts

Use additional code to identify infection

x7th T85.71 Infection and inflammatory reaction due to peritoneal dialysis catheter CC POA RxHCC CC/MCC Exc

x7th T85.72 Infection and inflammatory reaction due to insulin pump CC POA CC/MCC Exc

6th T85.73 Infection and inflammatory reaction due to nervous system devices, implants and graft

7th T85.730 Infection and inflammatory reaction due to ventricular intracranial (communicating) shunt CC POA CC/MCC Exc

7th T85.731 Infection and inflammatory reaction due to implanted electronic neurostimulator of brain, electrode (lead) CC POA CC/MCC Exc

7th T85.732 Infection and inflammatory reaction due to implanted electronic neurostimulator of peripheral nerve, electrode (lead) CC POA CC/MCC Exc

Infection and inflammatory reaction due to electrode (lead) for cranial nerve neurostimulators

Infection and inflammatory reaction due to electrode (lead) for gastric neurostimulator

Infection and inflammatory reaction due to electrode (lead) for sacral nerve neurostimulator

Infection and inflammatory reaction due to electrode (lead) for vagal nerve neurostimulators

7th T85.733 Infection and inflammatory reaction due to implanted electronic neurostimulator of spinal cord, electrode (lead) CC POA CC/MCC Exc

7th T85.734 Infection and inflammatory reaction due to implanted electronic neurostimulator, generator CC POA CC/MCC Exc

Generator pocket infection

7th T85.735 Infection and inflammatory reaction due to cranial or spinal infusion catheter CC POA CC/MCC Exc

Infection and inflammatory reaction due to epidural catheter

Infection and inflammatory reaction due to intrathecal infusion catheter

Infection and inflammatory reaction due to subarachnoid catheter

Infection and inflammatory reaction due to subdural catheter

7th T85.738 Infection and inflammatory reaction due to other nervous system device, implant or graft CC POA CC/MCC Exc

Infection and inflammatory reaction due to intrathecal infusion pump

x7th T85.79 Infection and inflammatory reaction due to other internal prosthetic devices, implants and grafts CC POA CC/MCC Exc

AHA: Q2 2023, Q2 2022, Q4 2016

5th T85.8 Other specified complications of internal prosthetic devices, implants and grafts, not elsewhere classified

6th T85.81 Embolism due to internal prosthetic devices, implants and grafts, not elsewhere classified

7th T85.810 Embolism due to nervous system prosthetic devices, implants and grafts CC POA CC/MCC Exc

7th T85.818 Embolism due to other internal prosthetic devices, implants and grafts POA

6th T85.82 Fibrosis due to internal prosthetic devices, implants and grafts, not elsewhere classified

7th T85.820 Fibrosis due to nervous system prosthetic devices, implants and grafts CC POA CC/MCC Exc

7th T85.828 Fibrosis due to other internal prosthetic devices, implants and grafts POA

6th T85.83 Hemorrhage due to internal prosthetic devices, implants and grafts, not elsewhere classified

7th T85.830 Hemorrhage due to nervous system prosthetic devices, implants and grafts CC POA CC/MCC Exc

7th T85.838 Hemorrhage due to other internal prosthetic devices, implants and grafts POA

6th T85.84 Pain due to internal prosthetic devices, implants and grafts, not elsewhere classified

7th T85.840 Pain due to nervous system prosthetic devices, implants and grafts CC POA CC/MCC Exc

7th T85.848 Pain due to other internal prosthetic devices, implants and grafts POA

6th T85.85 Stenosis due to internal prosthetic devices, implants and grafts, not elsewhere classified

7th T85.850 Stenosis due to nervous system prosthetic devices, implants and grafts CC POA CC/MCC Exc

7th T85.858 Stenosis due to other internal prosthetic devices, implants and grafts POA

6th T85.86 Thrombosis due to internal prosthetic devices, implants and grafts, not elsewhere classified

7th T85.860 Thrombosis due to nervous system prosthetic devices, implants and grafts CC POA CC/MCC Exc

7th T85.868 Thrombosis due to other internal prosthetic devices, implants and grafts POA

AHA: Q2 2024

6th T85.89 Other specified complication of internal prosthetic devices, implants and grafts, not elsewhere classified

Erosion or breakdown of subcutaneous device pocket

7th T85.890 Other specified complication of nervous system prosthetic devices, implants and grafts CC POA CC/MCC Exc

7th T85.898 Other specified complication of other internal prosthetic devices, implants and grafts POA

AHA: Q2 2024

7th T85.9 Unspecified complication of internal prosthetic device, implant and graft POA CC/MCC Exc

Complication of internal prosthetic device, implant and graft NOS

4th T86 **Complications of transplanted organs and tissue**

See Official Guidelines, "Transplant complications other than kidney" I.C.19.g.3.a, "Categories of Z Codes - Status" I.C.21.c.3, "Malignant neoplasm associated with transplanted organ" I.C.2.r

Use additional code to identify other transplant complications, such as:

graft-versus-host disease (D89.81-)

malignancy associated with organ transplant (C80.2)

post-transplant lymphoproliferative disorders (PTLD) (D47.Z1)

5th T86.0 **Complications of bone marrow transplant**

T86.00 **Unspecified complication of bone marrow transplant** CC HCC RxHCC CC/MCC Exc

T86.01 **Bone marrow transplant rejection** CC HCC RxHCC CC/MCC Exc

T86.02 **Bone marrow transplant failure** CC HCC RxHCC CC/MCC Exc

T86.03 **Bone marrow transplant infection** CC HCC RxHCC CC/MCC Exc

T86.09 **Other complications of bone marrow transplant** CC HCC RxHCC CC/MCC Exc

AHA: Q3 2023

5th T86.1 **Complications of kidney transplant**

See Official Guidelines, "Kidney transplant complications" I.C.19.g.3.b

T86.10 **Unspecified complication of kidney transplant** CC RxHCC CC/MCC Exc

T86.11 **Kidney transplant rejection** CC RxHCC CC/MCC Exc

T86.12 **Kidney transplant failure** CC RxHCC CC/MCC Exc

T86.13 **Kidney transplant infection** CC RxHCC CC/MCC Exc

AHA: Q4 2023

Use additional code to specify infection

T86.19 **Other complication of kidney transplant** CC RxHCC CC/MCC Exc

AHA: Q2 2019

5th T86.2 Complications of heart transplant

See Official Guidelines, "Categories of Z codes - Status" I.C.21.c.3

EXCLUDES1 *complication of:*

artificial heart device (T82.5-)

heart-lung transplant (T86.3-)

T86.20 Unspecified complication of heart transplant CC HCC RxHCC CC/MCC Exc

T86.21 Heart transplant rejection CC HCC RxHCC CC/MCC Exc

T86.22 Heart transplant failure CC HCC RxHCC CC/MCC Exc

T86.23 Heart transplant infection CC HCC RxHCC CC/MCC Exc

Use additional code to specify infection

6th T86.29 Other complications of heart transplant

T86.290 Cardiac allograft vasculopathy CC HCC RxHCC CC/MCC Exc

EXCLUDES1 *atherosclerosis of coronary arteries (I25.75-, I25.76-, I25.81-)*

T86.298 Other complications of heart transplant CC HCC RxHCC CC/MCC Exc

5th T86.3 Complications of heart-lung transplant

T86.30 Unspecified complication of heart-lung transplant CC HCC RxHCC CC/MCC Exc

T86.31 Heart-lung transplant rejection CC HCC RxHCC CC/MCC Exc

T86.32 Heart-lung transplant failure CC HCC RxHCC CC/MCC Exc

T86.33 Heart-lung transplant infection CC HCC RxHCC CC/MCC Exc

Use additional code to specify infection

T86.39 Other complications of heart-lung transplant CC HCC RxHCC CC/MCC Exc

5th T86.4 Complications of liver transplant

T86.40 Unspecified complication of liver transplant CC HCC RxHCC CC/MCC Exc

T86.41 Liver transplant rejection CC HCC RxHCC CC/MCC Exc

T86.42 Liver transplant failure CC HCC RxHCC CC/MCC Exc

T86.43 Liver transplant infection CC HCC RxHCC CC/MCC Exc

Use additional code to identify infection, such as:

Cytomegalovirus (CMV) infection (B25.-)

T86.49 Other complications of liver transplant CC HCC RxHCC CC/MCC Exc

T86.5 Complications of stem cell transplant CC HCC RxHCC CC/MCC Exc

AHA: Q4 2020

Complications from stem cells from peripheral blood

Complications from stem cells from umbilical cord

5th T86.8 Complications of other transplanted organs and tissues

6th T86.81 Complications of lung transplant

EXCLUDES1 *complication of heart-lung transplant (T86.3-)*

T86.810 Lung transplant rejection CC HCC RxHCC CC/MCC Exc

T86.811 Lung transplant failure CC HCC RxHCC CC/MCC Exc

T86.812 Lung transplant infection CC HCC RxHCC CC/MCC Exc

Use additional code to specify infection

T86.818 Other complications of lung transplant CC HCC RxHCC CC/MCC Exc

AHA: Q2 2019

T86.819 Unspecified complication of lung transplant CC HCC RxHCC CC/MCC Exc

6th T86.82 Complications of skin graft (allograft) (autograft)

EXCLUDES2 *complication of artificial skin graft (T85.693)*

T86.820 Skin graft (allograft) rejection CC CC/MCC Exc

T86.821 Skin graft (allograft) (autograft) failure CC CC/MCC Exc

T86.822 Skin graft (allograft) (autograft) infection CC CC/MCC Exc

Use additional code to specify infection

T86.828 Other complications of skin graft (allograft) (autograft) CC CC/MCC Exc

T86.829 Unspecified complication of skin graft (allograft) (autograft) CC CC/MCC Exc

6th T86.83 Complications of bone graft

EXCLUDES2 *mechanical complications of bone graft (T84.3-)*

T86.830 Bone graft rejection CC CC/MCC Exc

T86.831 Bone graft failure CC CC/MCC Exc

T86.832 Bone graft infection CC CC/MCC Exc

Use additional code to specify infection

T86.838 Other complications of bone graft CC CC/MCC Exc

AHA: Q1 2023

T86.839 Unspecified complication of bone graft CC CC/MCC Exc

6th T86.84 Complications of corneal transplant

EXCLUDES2 *mechanical complications of corneal graft (T85.3-)*

The appropriate 7th character is to be added to each code from category T86.84*:

1 = right eye

2 = left eye

3 = bilateral

9 = unspecified eye

7th T86.840 Corneal transplant rejection CC CC/MCC Exc

7th T86.841 Corneal transplant failure CC CC/MCC Exc

7th T86.842 Corneal transplant infection CC CC/MCC Exc

Use additional code to specify infection

7th T86.848 Other complications of corneal transplant CC CC/MCC Exc

7th T86.849 Unspecified complication of corneal transplant CC CC/MCC Exc

6th T86.85 Complication of intestine transplant

T86.850 Intestine transplant rejection CC HCC RxHCC CC/MCC Exc

T86.851 Intestine transplant failure CC HCC RxHCC CC/MCC Exc

T86.852 Intestine transplant infection CC HCC RxHCC CC/MCC Exc

Use additional code to specify infection

T86.858 Other complications of intestine transplant CC HCC RxHCC CC/MCC Exc

T86.859 Unspecified complication of intestine transplant CC HCC RxHCC CC/MCC Exc

6th T86.89 Complications of other transplanted tissue

Transplant failure or rejection of pancreas

T86.890 Other transplanted tissue rejection CC CC/MCC Exc

T86.891 Other transplanted tissue failure CC CC/MCC Exc

T86.892 Other transplanted tissue infection CC CC/MCC Exc

Use additional code to specify infection

T86.898 Other complications of other transplanted tissue CC CC/MCC Exc

T86.899 Unspecified complication of other transplanted tissue CC CC/MCC Exc

5th T86.9 Complication of unspecified transplanted organ and tissue

T86.90 Unspecified complication of unspecified transplanted organ and tissue CC CC/MCC Exc

T86.91 Unspecified transplanted organ and tissue rejection CC CC/MCC Exc

T86.92 Unspecified transplanted organ and tissue failure CC CC/MCC Exc

T86.93 Unspecified transplanted organ and tissue infection CC CC/MCC Exc

Use additional code to specify infection

T86.99 Other complications of unspecified transplanted organ and tissue CC CC/MCC Exc

- 4th T87 Complications peculiar to reattachment and amputation
  - 5th T87.0 Complications of reattached (part of) upper extremity
    - 6th T87.0X Complications of reattached (part of) upper extremity
      - T87.0X1 Complications of reattached (part of) right upper extremity CC HCC CC/MCC Exc
      - T87.0X2 Complications of reattached (part of) left upper extremity CC HCC CC/MCC Exc
      - T87.0X9 Complications of reattached (part of) unspecified upper extremity CC HCC CC/MCC Exc
  - 5th T87.1 Complications of reattached (part of) lower extremity
    - 6th T87.1X Complications of reattached (part of) lower extremity
      - T87.1X1 Complications of reattached (part of) right lower extremity CC HCC CC/MCC Exc
      - T87.1X2 Complications of reattached (part of) left lower extremity CC HCC CC/MCC Exc
      - T87.1X9 Complications of reattached (part of) unspecified lower extremity CC HCC CC/MCC Exc
  - T87.2 Complications of other reattached body part CC CC/MCC Exc
  - 5th T87.3 Neuroma of amputation stump
    - T87.30 Neuroma of amputation stump, unspecified extremity HCC
    - T87.31 Neuroma of amputation stump, right upper extremity HCC
    - T87.32 Neuroma of amputation stump, left upper extremity HCC
    - T87.33 Neuroma of amputation stump, right lower extremity HCC
    - T87.34 Neuroma of amputation stump, left lower extremity HCC

5th T87.4 Infection of amputation stump

- T87.40 Infection of amputation stump, unspecified extremity CC HCC CC/MCC Exc
- T87.41 Infection of amputation stump, right upper extremity CC HCC CC/MCC Exc
- T87.42 Infection of amputation stump, left upper extremity CC HCC CC/MCC Exc
- T87.43 Infection of amputation stump, right lower extremity CC HCC CC/MCC Exc
- T87.44 Infection of amputation stump, left lower extremity CC HCC CC/MCC Exc

5th T87.5 Necrosis of amputation stump

- T87.50 Necrosis of amputation stump, unspecified extremity HCC CC/MCC Exc
- T87.51 Necrosis of amputation stump, right upper extremity HCC CC/MCC Exc
- T87.52 Necrosis of amputation stump, left upper extremity HCC CC/MCC Exc
- T87.53 Necrosis of amputation stump, right lower extremity HCC CC/MCC Exc
- T87.54 Necrosis of amputation stump, left lower extremity HCC CC/MCC Exc

5th T87.8 Other complications of amputation stump

- T87.81 Dehiscence of amputation stump HCC CC/MCC Exc
- T87.89 Other complications of amputation stump HCC CC/MCC Exc

  AHA: Q3 2022

  Amputation stump contracture

  Amputation stump contracture of next proximal joint

  Amputation stump flexion

  Amputation stump edema

  Amputation stump hematoma

  EXCLUDES2 *phantom limb syndrome (G54.6-G54.7)*

- T87.9 Unspecified complications of amputation stump HCC CC/MCC Exc

4th T88 Other complications of surgical and medical care, not elsewhere classified

EXCLUDES2 *complication following infusion, transfusion and therapeutic injection (T80.-)*

complication following procedure NEC (T81.-)

complications of anesthesia in labor and delivery (O74.-)

complications of anesthesia in pregnancy (O29.-)

complications of anesthesia in puerperium (O89.-)

complications of devices, implants and grafts (T82-T85)

complications of obstetric surgery and procedure (O75.4)

dermatitis due to drugs and medicaments (L23.3, L24.4, L25.1, L27.0-L27.1)

poisoning and toxic effects of drugs and chemicals (T36-T65 with fifth or sixth character 1-4)

specified complications classified elsewhere

The appropriate 7th character is to be added to each code from category T88

A = initial encounter

D = subsequent encounter

S = sequela

x7th T88.0 Infection following immunization CC POA CC/MCC Exc

See Official Guidelines, "Sepsis due to a postprocedural infection" I.C.1.d.5.b

AHA: Q1 2019, Q4 2018

Sepsis following immunization

T88.1 **Other complications following immunization, not elsewhere classified** CC POA CC/MCC Exc

Generalized vaccinia

Rash following immunization

EXCLUDES1 *vaccinia not from vaccine (B08.011)*

EXCLUDES2 *anaphylactic shock due to serum (T80.5-)*

other serum reactions (T80.6-)

postimmunization arthropathy (M02.2)

postimmunization encephalitis (G04.02)

postimmunization fever (R50.83)

T88.2 **Shock due to anesthesia** CC POA CC/MCC Exc

Use additional code for adverse effect, if applicable, to identify drug (T41.- with fifth or sixth character 5)

EXCLUDES1 *complications of anesthesia (in):*

labor and delivery (O74.-)

pregnancy (O29.-)

puerperium (O89.-)

postprocedural shock NOS (T81.1-)

T88.3 **Malignant hyperthermia due to anesthesia** CC POA CC/MCC Exc

Use additional code for adverse effect, if applicable, to identify drug (T41.- with fifth or sixth character 5)

T88.4 **Failed or difficult intubation** POA

5th T88.5 Other complications of anesthesia

Use additional code for adverse effect, if applicable, to identify drug (T41.- with fifth or sixth character 5)

x7th T88.51 Hypothermia following anesthesia POA

x7th T88.52 Failed moderate sedation during procedure POA

Failed conscious sedation during procedure

EXCLUDES2 *personal history of failed moderate sedation (Z92.83)*

x7th T88.53 Unintended awareness under general anesthesia during procedure POA

AHA: Q4 2016

EXCLUDES2 *personal history of unintended awareness under general anesthesia (Z92.84)*

x7th T88.59 Other complications of anesthesia POA

x7th T88.6 Anaphylactic reaction due to adverse effect of correct drug or medicament properly administered CC POA CC/MCC Exc

AHA: Q1 2020

Anaphylactic shock due to adverse effect of correct drug or medicament properly administered

Anaphylactoid reaction NOS

Use additional code for adverse effect, if applicable, to identify drug (T36-T50 with fifth or sixth character 5)

EXCLUDES1 *anaphylactic reaction due to serum (T80.5-)*

anaphylactic shock or reaction due to adverse food reaction (T78.0-)

x7th T88.7 Unspecified adverse effect of drug or medicament POA

Drug hypersensitivity NOS

Drug reaction NOS

Use additional code for adverse effect, if applicable, to identify drug (T36-T50 with fifth or sixth character 5)

EXCLUDES1 *specified adverse effects of drugs and medicaments (A00-R94 and T80-T88.6, T88.8)*

x7th T88.8 Other specified complications of surgical and medical care, not elsewhere classified POA

AHA: Q2 2022

Use additional code to identify the complication

x7th T88.9 Complication of surgical and medical care, unspecified POA

See Official Guidelines, "General External Cause Coding Guidelines" I.C.20.a

AHA: Q4 2021

*CMS does not include 7th character options for code T86.84-. The publisher added the 7th character options.

Chapter 20: External Causes of Morbidity (V00-Y99)

Chapter-Specific Coding Guidelines

I.C.20. Chapter 20: External Causes of Morbidity (V00-Y99)

The external causes of morbidity codes should never be sequenced as the first- listed or principal diagnosis.

External cause codes are intended to provide data for injury research and evaluation of injury prevention strategies. These codes capture how the injury or health condition happened (cause), the intent (unintentional or accidental; or intentional, such as suicide or assault), the place where the event occurred the activity of the patient at the time of the event, and the person's status (e.g., civilian, military).

There is no national requirement for mandatory ICD-10-CM external cause code reporting. Unless a provider is subject to a state-based external cause code reporting mandate or these codes are required by a particular payer, reporting of ICD-10-CM codes in Chapter 20, External Causes of Morbidity, is not required. In the absence of a mandatory reporting requirement, providers are encouraged to voluntarily report external cause codes, as they provide valuable data for injury research and evaluation of injury prevention strategies.

a. General External Cause Coding Guidelines

1) Used with any code in the range of A00.0-T88.9, Z00-Z99

An external cause code may be used with any code in the range of A00.0-T88.9, Z00-Z99, classification that represents a health condition due to an external cause. Though they are most applicable to injuries, they are also valid for use with such things as infections or diseases due to an external source, and other health conditions, such as a heart attack that occurs during strenuous physical activity.

2) External cause code used for length of treatment

Assign the external cause code, with the appropriate 7th character (initial encounter, subsequent encounter or sequela) for each encounter for which the injury or condition is being treated.

Most categories in chapter 20 have a 7th character requirement for each applicable code. Most categories in this chapter have three 7th character values: A, initial encounter, D, subsequent encounter and S, sequela. While the patient may be seen by a new or different provider over the course of treatment for an injury or condition, assignment of the 7th character for external cause should match the 7th character of the code assigned for the associated injury or condition for the encounter.

3) Use the full range of external cause codes

Use the full range of external cause codes to completely describe the cause, the intent, the place of occurrence, and if applicable, the activity of the patient at the time of the event, and the patient's status, for all injuries, and other health conditions due to an external cause.

4) Assign as many external cause codes as necessary

Assign as many external cause codes as necessary to fully explain each cause. If only one external code can be recorded, assign the code most related to the principal diagnosis.

5) The selection of the appropriate external cause code

The selection of the appropriate external cause code is guided by the Alphabetic Index of External Causes and by Inclusion and Exclusion notes in the Tabular List.

6) External cause code can never be a principal diagnosis

An external cause code can never be a principal (first-listed) diagnosis.

7) Combination external cause codes

Certain of the external cause codes are combination codes that identify sequential events that result in an injury, such as a fall which results in striking against an object. The injury may be due to either event or both. The combination external cause code used should correspond to the sequence of events regardless of which caused the most serious injury.

8) No external cause code needed in certain circumstances

No external cause code from Chapter 20 is needed if the external cause and intent are included in a code from another chapter (e.g., T36.0X1-, Poisoning by penicillins, accidental (unintentional)).

b. Place of Occurrence Guideline

Codes from category Y92, Place of occurrence of the external cause, are secondary codes for use after other external cause codes to identify the location of the patient at the time of injury or other condition.

Generally, a place of occurrence code is assigned only once, at the initial encounter for treatment. However, in the rare instance that a new injury occurs during hospitalization, an additional place of occurrence code may be assigned. No 7th characters are used for Y92.

Do not use place of occurrence code Y92.9 if the place is not stated or is not applicable.

c. Activity Code

Assign a code from category Y93, Activity code, to describe the activity of the patient at the time the injury or other health condition occurred.

An activity code is used only once, at the initial encounter for treatment. Only one code from Y93 should be recorded on a medical record.

The activity codes are not applicable to poisonings, adverse effects, misadventures or sequela.

Do not assign Y93.9, Unspecified activity, if the activity is not stated.

A code from category Y93 is appropriate for use with external cause and intent codes if identifying the activity provides additional information about the event.

d. Place of Occurrence, Activity, and Status Codes Used with other External Cause Code

When applicable, place of occurrence, activity, and external cause status codes are sequenced after the main external cause code(s). Regardless of the number of external cause codes assigned, generally there should be only one place of occurrence code, one activity code, and one external cause status code assigned to an encounter. However, in the rare instance that a new injury occurs during hospitalization, an additional place of occurrence code may be assigned.

e. If the Reporting Format Limits the Number of External Cause Codes

If the reporting format limits the number of external cause codes that can be used in reporting clinical data, report the code for the cause/intent most related to the principal diagnosis. If the format permits capture of additional external cause codes, the cause/intent, including medical misadventures, of the additional events should be reported rather than the codes for place, activity, or external status.

f. Multiple External Cause Coding Guidelines

More than one external cause code is required to fully describe the external cause of an illness or injury. The assignment of external cause codes should be sequenced in the following priority:
If two or more events cause separate injuries, an external cause code should be assigned for each cause. The first-listed external cause code will be selected in the following order:
External codes for child and adult abuse take priority over all other external cause codes.
See Section I.C.19., Child and Adult abuse guidelines.
External cause codes for terrorism events take priority over all other external cause codes except child and adult abuse.
External cause codes for cataclysmic events take priority over all other external cause codes except child and adult abuse and terrorism.
External cause codes for transport accidents take priority over all other external cause codes except cataclysmic events, child and adult abuse and terrorism.
Activity and external cause status codes are assigned following all causal (intent) external cause codes.
The first-listed external cause code should correspond to the cause of the most serious diagnosis due to an assault, accident, or self-harm, following the order of hierarchy listed above.

g. Child and Adult Abuse Guideline

Adult and child abuse, neglect and maltreatment are classified as assault. Any of the assault codes may be used to indicate the external cause of any injury resulting from the confirmed abuse.
For confirmed cases of abuse, neglect and maltreatment, when the perpetrator is known, a code from Y07, Perpetrator of maltreatment and neglect, should accompany any other assault codes.
See Section I.C.19. Adult and child abuse, neglect and other maltreatment

h. Unknown or Undetermined Intent Guideline

If the intent (accident, self-harm, assault) of the cause of an injury or other condition is unknown or unspecified, code the intent as accidental intent. All transport accident categories assume accidental intent.

1) Use of undetermined intent

External cause codes for events of undetermined intent are only for use if the documentation in the record specifies that the intent cannot be determined.

i. Sequelae (Late Effects) of External Cause Guidelines

1) Sequelae external cause codes
Sequela are reported using the external cause code with the 7th character "S" for sequela. These codes should be used with any report of a late effect or sequela resulting from a previous injury.
See Section I.B.10 Sequela (Late Effects).

2) Sequela external cause code with a related current injury
A sequela external cause code should never be used with a related current nature of injury code.

3) Use of sequela external cause codes for subsequent visits
Use a late effect external cause code for subsequent visits when a late effect of the initial injury is being treated. Do not use a late effect external cause code for subsequent visits for follow-up care (e.g., to assess healing, to receive rehabilitative therapy) of the injury when no late effect of the injury has been documented.

j. Terrorism Guidelines

1) Cause of injury identified by the Federal Government (FBI) as terrorism
When the cause of an injury is identified by the Federal Government (FBI) as terrorism, the first-listed external cause code should be a code from category Y38, Terrorism. The definition of terrorism employed by the FBI is found at the inclusion note at the beginning of category Y38. Use additional code for place of occurrence (Y92.-). More than one Y38 code may be assigned if the injury is the result of more than one mechanism of terrorism.

2) Cause of an injury is suspected to be the result of terrorism
When the cause of an injury is suspected to be the result of terrorism a code from category Y38 should not be assigned. Suspected cases should be classified as assault.

3) Code Y38.9, Terrorism, secondary effects
Assign code Y38.9, Terrorism, secondary effects, for conditions occurring subsequent to the terrorist event. This code should not be assigned for conditions that are due to the initial terrorist act.
It is acceptable to assign code Y38.9 with another code from Y38 if there is an injury due to the initial terrorist event and an injury that is a subsequent result of the terrorist event.

k. External Cause Status

A code from category Y99, External cause status, should be assigned whenever any other external cause code is assigned for an encounter, including an Activity code, except for the events noted below. Assign a code from category Y99, External cause status, to indicate the work status of the person at the time the event occurred. The status code indicates whether the event occurred during military activity, whether a non-military person was at work, whether an individual including a student or volunteer was involved in a non-work activity at the time of the causal event.
A code from Y99, External cause status, should be assigned, when applicable, with other external cause codes, such as transport accidents and falls. The external cause status codes are not applicable to poisonings, adverse effects, misadventures or late effects.
Do not assign a code from category Y99 if no other external cause codes (cause, activity) are applicable for the encounter.
An external cause status code is used only once, at the initial encounter for treatment. Only one code from Y99 should be recorded on a medical record.
Do not assign code Y99.9, Unspecified external cause status, if the status is not stated.

External causes of morbidity (V00-Y99)

NOTES This chapter permits the classification of environmental events and circumstances as the cause of injury, and other adverse effects. Where a code from this section is applicable, it is intended that it shall be used secondary to a code from another chapter of the Classification indicating the nature of the condition. Most often, the condition will be classifiable to Chapter 19, Injury, poisoning and certain other consequences of external causes (S00-T88). Other conditions that may be stated to be due to external causes are classified in Chapters I to XVIII. For these conditions, codes from Chapter 20 should be used to provide additional information as to the cause of the condition.

This chapter contains the following blocks:

V00-X58	Accidents
V00-V99	Transport accidents
V00-V09	Pedestrian injured in transport accident
V10-V19	Pedal cycle rider injured in transport accident
V20-V29	Motorcycle rider injured in transport accident
V30-V39	Occupant of three-wheeled motor vehicle injured in transport accident
V40-V49	Car occupant injured in transport accident
V50-V59	Occupant of pick-up truck or van injured in transport accident
V60-V69	Occupant of heavy transport vehicle injured in transport accident
V70-V79	Bus occupant injured in transport accident
V80-V89	Other land transport accidents
V90-V94	Water transport accidents
V95-V97	Air and space transport accidents
V98-V99	Other and unspecified transport accidents
W00-X58	Other external causes of accidental injury
W00-W19	Slipping, tripping, stumbling and falls
W20-W49	Exposure to inanimate mechanical forces
W50-W64	Exposure to animate mechanical forces
W65-W74	Accidental non-transport drowning and submersion
W85-W99	Exposure to electric current, radiation and extreme ambient air temperature and pressure
X00-X08	Exposure to smoke, fire and flames
X10-X19	Contact with heat and hot substances
X30-X39	Exposure to forces of nature
X50	Overexertion and strenuous or repetitive movements
X52-X58	Accidental exposure to other specified factors
X71-X83	Intentional self-harm
X92-Y09	Assault
Y21-Y33	Event of undetermined intent
Y35-Y38	Legal intervention, operations of war, military operations, and terrorism
Y62-Y84	Complications of medical and surgical care
Y62-Y69	Misadventures to patients during surgical and medical care
Y70-Y82	Medical devices associated with adverse incidents in diagnostic and therapeutic use
Y83-Y84	Surgical and other medical procedures as the cause of abnormal reaction of the patient, or of later complication, without mention of misadventure at the time of the procedure
Y90-Y99	Supplementary factors related to causes of morbidity classified elsewhere

Accidents (V00-X58)

Transport accidents (V00-V99)

NOTES This section is structured in 12 groups. Those relating to land transport accidents (V00-V89) reflect the victim's mode of transport and are subdivided to identify the victim's 'counterpart' or the type of event. The vehicle of which the injured person is an occupant is identified in the first two characters since it is seen as the most important factor to identify for prevention purposes. A transport accident is one in which the vehicle involved must be moving or running or in use for transport purposes at the time of the accident.

Use additional code to identify:

Airbag injury (W22.1)

Type of street or road (Y92.4-)

Use of cellular telephone and other electronic equipment at the time of the transport accident (Y93.C-)

EXCLUDES1 *agricultural vehicles in stationary use or maintenance (W31.-)*

assault by crashing of motor vehicle (Y03.-)

automobile or motor cycle in stationary use or maintenance- code to type of accident

crashing of motor vehicle, undetermined intent (Y32)

intentional self-harm by crashing of motor vehicle (X82)

EXCLUDES2 *transport accidents due to cataclysm (X34-X38)*

NOTES Definitions related to transport accidents:

(a) A transport accident (V00-V99) is any accident involving a device designed primarily for, or used at the time primarily for, conveying persons or good from one place to another.

(b) A public highway [trafficway] or street is the entire width between property lines (or other boundary lines) of land open to the public as a matter of right or custom for purposes of moving persons or property from one place to another. A roadway is that part of the public highway designed, improved and customarily used for vehicular traffic.

(c) A traffic accident is any vehicle accident occurring on the public highway [i.e. originating on, terminating on, or involving a vehicle partially on the highway]. A vehicle accident is assumed to have occurred on the public highway unless another place is specified, except in the case of accidents involving only off-road motor vehicles, which are classified as nontraffic accidents unless the contrary is stated.

(d) A nontraffic accident is any vehicle accident that occurs entirely in any place other than a public highway.

(e) A pedestrian is any person involved in an accident who was not at the time of the accident riding in or on a motor vehicle, railway train, streetcar or animal-drawn or other vehicle, or on a pedal cycle or animal. This includes, a person changing a tire, working on a parked car, or a person on foot. It also includes the user of a pedestrian conveyance such as a baby stroller, ice-skates, skis, sled, roller skates, a skateboard, nonmotorized or motorized wheelchair, motorized mobility scooter, or nonmotorized scooter.

(f) A driver is an occupant of a transport vehicle who is operating or intending to operate it.

(g) A passenger is any occupant of a transport vehicle other than the driver, except a person traveling on the outside of the vehicle.

(h) A person on the outside of a vehicle is any person being transported by a vehicle but not occupying the space normally reserved for the driver or passengers, or the space intended for the transport of property. This includes a person travelling on the bodywork, bumper, fender, roof, running board or step of a vehicle, as well as, hanging on the outside of the vehicle.

(i) A pedal cycle is any land transport vehicle operated solely by nonmotorized pedals including a bicycle or tricycle.

(j) A pedal cyclist is any person riding a pedal cycle or in a sidecar or trailer attached to a pedal cycle.

(k) A motorcycle is a two-wheeled motor vehicle with one or two riding saddles and sometimes with a third wheel for the support of a sidecar. The sidecar is considered part of the motorcycle. This includes a moped, motor scooter, or motorized bicycle.

(l) A motorcycle rider is any person riding a motorcycle or in a sidecar or trailer attached to the motorcycle.

(m) A three-wheeled motor vehicle is a motorized tricycle designed primarily for on-road use. This includes a motor-driven tricycle, a motorized rickshaw, or a three-wheeled motor car.

(n) A car [automobile] is a four-wheeled motor vehicle designed primarily for carrying up to 7 persons. A trailer being towed by the car is considered part of the car. It does not include a van or minivan - see definition (o)

(o) A pick-up truck or van is a four or six-wheeled motor vehicle designed for carrying passengers as well as property or cargo weighing less than the local limit for classification as a heavy goods vehicle, and not requiring a special driver's license. This includes a minivan and a sport-utility vehicle (SUV).

(p) A heavy transport vehicle is a motor vehicle designed primarily for carrying property, meeting local criteria for classification as a heavy goods vehicle in terms of weight and requiring a special driver's license.

(q) A bus (coach) is a motor vehicle designed or adapted primarily for carrying more than 10 passengers, and requiring a special driver's license.

(r) A railway train or railway vehicle is any device, with or without freight or passenger cars couple to it, designed for traffic on a railway track. This includes subterranean (subways) or elevated trains.

(s) A streetcar, is a device designed and used primarily for transporting passengers within a municipality, running on rails, usually subject to normal traffic control signals, and operated principally on a right-of-way that forms part of the roadway. This includes a tram or trolley that runs on rails. A trailer being towed by a streetcar is considered part of the streetcar.

(t) A special vehicle mainly used on industrial premises is a motor vehicle designed primarily for use within the buildings and premises of industrial or commercial establishments. This includes battery-powered airport passenger vehicles or baggage/mail trucks, forklifts, coal-cars in a coal mine, logging cars and trucks used in mines or quarries.

(u) A special vehicle mainly used in agriculture is a motor vehicle designed specifically for use in farming and agriculture (horticulture), to work the land, tend and harvest crops and transport materials on the farm. This includes harvesters, farm machinery and tractor and trailers.

(v) A special construction vehicle is a motor vehicle designed specifically for use on construction and demolition sites. This includes bulldozers, diggers, earth levellers, dump trucks. backhoes, front-end loaders, pavers, and mechanical shovels.

(w) A special all-terrain vehicle is a motor vehicle of special design to enable it to negotiate over rough or soft terrain, snow or sand. Examples of special design are high construction, special wheels and tires, tracks, and support on a cushion of air. This includes snow mobiles, All-terrain vehicles (ATV), and dune buggies. It does not include passenger vehicle designated as Sport Utility Vehicles. (SUV)

(x) A watercraft is any device designed for transporting passengers or goods on water. This includes motor or sail boats, ships, and hovercraft.

(y) An aircraft is any device for transporting passengers or goods in the air. This includes hot-air balloons, gliders, helicopters and airplanes.

(z) A military vehicle is any motorized vehicle operating on a public roadway owned by the military and being operated by a member of the military.

Pedestrian injured in transport accident (V00-V09)

INCLUDES *person changing tire on transport vehicle*
person examining engine of vehicle broken down in (on side of) road

EXCLUDES1 *fall due to non-transport collision with other person (W03)*
pedestrian on foot falling (slipping) on ice and snow (W00.-)
struck or bumped by another person (W51)

4th V00 **Pedestrian conveyance accident**

Use additional place of occurrence and activity external cause codes, if known (Y92.-, Y93.-)

EXCLUDES1 *collision with another person without fall (W51)*
fall due to person on foot colliding with another person on foot (W03)
fall from non-moving wheelchair, nonmotorized scooter and motorized mobility scooter without collision (W05.-)
pedestrian (conveyance) collision with other land transport vehicle (V01-V09)
pedestrian on foot falling (slipping) on ice and snow (W00.-)

The appropriate 7th character is to be added to each code from category V00

A = initial encounter
D = subsequent encounter
S = sequela

5th V00.0 **Pedestrian on foot injured in collision with pedestrian conveyance**

x7th V00.01 **Pedestrian on foot injured in collision with roller-skater** POA

x7th V00.02 **Pedestrian on foot injured in collision with skateboarder** POA

6th V00.03 **Pedestrian on foot injured in collision with standing micro-mobility pedestrian conveyance**

7th V00.031 **Pedestrian on foot injured in collision with rider of standing electric scooter** POA

7th V00.038 **Pedestrian on foot injured in collision with rider of other standing micro-mobility pedestrian conveyance** POA

Pedestrian on foot injured in collision with rider of hoverboard
Pedestrian on foot injured in collision with rider of segway

x7th V00.09 **Pedestrian on foot injured in collision with other pedestrian conveyance** POA

5th V00.1 Rolling-type pedestrian conveyance accident

EXCLUDES1 *accident with baby stroller (V00.82-)*

accident with wheelchair (powered) (V00.81-)

accident with motorized mobility scooter (V00.83-)

6th V00.11 In-line roller-skate accident

7th V00.111 Fall from in-line roller-skates POA

7th V00.112 In-line roller-skater colliding with stationary object POA

7th V00.118 Other in-line roller-skate accident POA

EXCLUDES1 *roller-skater collision with other land transport vehicle (V01-V09 with 5th character 1)*

6th V00.12 Non-in- line roller-skate accident

7th V00.121 Fall from non-in-line roller-skates POA

7th V00.122 Non-in-line roller-skater colliding with stationary object POA

7th V00.128 Other non-in-line roller-skating accident POA

EXCLUDES1 *roller-skater collision with other land transport vehicle (V01-V09 with 5th character 1)*

6th V00.13 Skateboard accident

7th V00.131 Fall from skateboard POA

7th V00.132 Skateboarder colliding with stationary object POA

7th V00.138 Other skateboard accident POA

EXCLUDES1 *skateboarder collision with other land transport vehicle (V01-V09 with 5th character 2)*

6th V00.14 Scooter (nonmotorized) accident

EXCLUDES1 *motor scooter accident (V20-V29)*

7th V00.141 Fall from scooter (nonmotorized) POA

7th V00.142 Scooter (nonmotorized) colliding with stationary object POA

7th V00.148 Other scooter (nonmotorized) accident POA

EXCLUDES1 *scooter (nonmotorized) collision with other land transport vehicle (V01-V09 with fifth character 9)*

6th V00.15 Heelies accident

Rolling shoe

Wheeled shoe

Wheelies accident

7th V00.151 Fall from heelies POA

7th V00.152 Heelies colliding with stationary object POA

7th V00.158 Other heelies accident POA

6th V00.18 Accident on other rolling-type pedestrian conveyance

7th V00.181 Fall from other rolling-type pedestrian conveyance POA

7th V00.182 Pedestrian on other rolling-type pedestrian conveyance colliding with stationary object POA

7th V00.188 Other accident on other rolling-type pedestrian conveyance POA

5th V00.2 Gliding-type pedestrian conveyance accident

6th V00.21 Ice-skates accident

7th V00.211 Fall from ice-skates POA

7th V00.212 Ice-skater colliding with stationary object POA

7th V00.218 Other ice-skates accident POA

EXCLUDES1 *ice-skater collision with other land transport vehicle (V01-V09 with 5th character 9)*

6th V00.22 Sled accident

7th V00.221 Fall from sled POA

7th V00.222 Sledder colliding with stationary object POA

7th V00.228 Other sled accident POA

EXCLUDES1 *sled collision with other land transport vehicle (V01-V09 with 5th character 9)*

6th V00.28 Other gliding-type pedestrian conveyance accident

7th V00.281 Fall from other gliding-type pedestrian conveyance POA

7th V00.282 Pedestrian on other gliding-type pedestrian conveyance colliding with stationary object POA

7th V00.288 Other accident on other gliding-type pedestrian conveyance POA

EXCLUDES1 *gliding-type pedestrian conveyance collision with other land transport vehicle (V01-V09 with 5th character 9)*

- 5th V00.3 Flat-bottomed pedestrian conveyance accident
  - 6th V00.31 Snowboard accident
    - 7th V00.311 Fall from snowboard POA
    - 7th V00.312 Snowboarder colliding with stationary object POA
    - 7th V00.318 Other snowboard accident POA
      - EXCLUDES1 *snowboarder collision with other land transport vehicle (V01-V09 with 5th character 9)*
  - 6th V00.32 Snow-ski accident
    - 7th V00.321 Fall from snow-skis POA
      - **AHA:** Q1 2015
    - 7th V00.322 Snow-skier colliding with stationary object POA
    - 7th V00.328 Other snow-ski accident POA
      - EXCLUDES1 *snow-skier collision with other land transport vehicle (V01-V09 with 5th character 9)*
  - 6th V00.38 Other flat-bottomed pedestrian conveyance accident
    - 7th V00.381 Fall from other flat-bottomed pedestrian conveyance POA
    - 7th V00.382 Pedestrian on other flat-bottomed pedestrian conveyance colliding with stationary object POA
    - 7th V00.388 Other accident on other flat-bottomed pedestrian conveyance POA

- 5th V00.8 Accident on other pedestrian conveyance
  - 6th V00.81 Accident with wheelchair (powered)
    - 7th V00.811 Fall from moving wheelchair (powered)
      - EXCLUDES1 *fall from non-moving wheelchair (W05.0)*
    - 7th V00.812 Wheelchair (powered) colliding with stationary object
    - 7th V00.818 Other accident with wheelchair (powered)
  - 6th V00.82 Accident with baby stroller
    - 7th V00.821 Fall from baby stroller POA
    - 7th V00.822 Baby stroller colliding with stationary object POA
    - 7th V00.828 Other accident with baby stroller POA
  - 6th V00.83 Accident with motorized mobility scooter
    - 7th V00.831 Fall from motorized mobility scooter
      - EXCLUDES1 *fall from non-moving motorized mobility scooter (W05.2)*
    - 7th V00.832 Motorized mobility scooter colliding with stationary object
    - 7th V00.838 Other accident with motorized mobility scooter
  - 6th V00.84 Accident with standing micro-mobility pedestrian conveyance
    - 7th V00.841 Fall from standing electric scooter POA
    - 7th V00.842 Pedestrian on standing electric scooter colliding with stationary object POA
    - 7th V00.848 Other accident with standing micro-mobility pedestrian conveyance POA
      - Accident with hoverboard
      - Accident with segway
  - 6th V00.89 Accident on other pedestrian conveyance
    - 7th V00.891 Fall from other pedestrian conveyance POA
    - 7th V00.892 Pedestrian on other pedestrian conveyance colliding with stationary object POA
    - 7th V00.898 Other accident on other pedestrian conveyance POA
      - EXCLUDES1 *other pedestrian (conveyance) collision with other land transport vehicle (V01-V09 with 5th character 9)*

4th V01 Pedestrian injured in collision with pedal cycle

The appropriate 7th character is to be added to each code from category V01

A = initial encounter

D = subsequent encounter

S = sequela

5th V01.0 Pedestrian injured in collision with pedal cycle in nontraffic accident

x7th V01.00 Pedestrian on foot injured in collision with pedal cycle in nontraffic accident POA

Pedestrian NOS injured in collision with pedal cycle in nontraffic accident

x7th V01.01 Pedestrian on roller-skates injured in collision with pedal cycle in nontraffic accident POA

x7th V01.02 Pedestrian on skateboard injured in collision with pedal cycle in nontraffic accident POA

6th V01.03 Pedestrian on standing micro-mobility pedestrian conveyance injured in collision with pedal cycle in nontraffic accident

7th V01.031 Pedestrian on standing electric scooter injured in collision with pedal cycle in nontraffic accident POA

7th V01.038 Pedestrian on other standing micro-mobility pedestrian conveyance injured in collision with pedal cycle in nontraffic accident POA

Pedestrian on hoverboard injured in collision with pedal cycle in nontraffic accident

Pedestrian on segway injured in collision with pedal cycle in nontraffic accident

x7th V01.09 Pedestrian with other conveyance injured in collision with pedal cycle in nontraffic accident POA

Pedestrian with baby stroller injured in collision with pedal cycle in nontraffic accident

Pedestrian on ice-skates injured in collision with pedal cycle in nontraffic accident

Pedestrian on nonmotorized scooter injured in collision with pedal cycle in nontraffic accident

Pedestrian on sled injured in collision with pedal cycle in nontraffic accident

Pedestrian on snowboard injured in collision with pedal cycle in nontraffic accident

Pedestrian on snow-skis injured in collision with pedal cycle in nontraffic accident

Pedestrian in wheelchair (powered) injured in collision with pedal cycle in nontraffic accident

Pedestrian in motorized mobility scooter injured in collision with pedal cycle in nontraffic accident

- 5th V01.1 **Pedestrian injured in collision with pedal cycle in traffic accident**
  - x7th V01.10 **Pedestrian on foot injured in collision with pedal cycle in traffic accident** POA
    - Pedestrian NOS injured in collision with pedal cycle in traffic accident
  - x7th V01.11 **Pedestrian on roller-skates injured in collision with pedal cycle in traffic accident** POA
  - x7th V01.12 **Pedestrian on skateboard injured in collision with pedal cycle in traffic accident** POA
  - 6th V01.13 **Pedestrian on standing micro-mobility pedestrian conveyance injured in collision with pedal cycle in traffic accident**
    - 7th V01.131 **Pedestrian on standing electric scooter injured in collision with pedal cycle in traffic accident** POA
    - 7th V01.138 **Pedestrian on other standing micro-mobility pedestrian conveyance injured in collision with pedal cycle in traffic accident** POA
      - Pedestrian on hoverboard injured in collision with pedal cycle in traffic accident
      - Pedestrian on segway injured in collision with pedal cycle in traffic accident
  - x7th V01.19 **Pedestrian with other conveyance injured in collision with pedal cycle in traffic accident** POA
    - Pedestrian with baby stroller injured in collision with pedal cycle in traffic accident
    - Pedestrian on ice-skates injured in collision with pedal cycle in traffic accident
    - Pedestrian on nonmotorized scooter injured in collision with pedal cycle in traffic accident
    - Pedestrian on sled injured in collision with pedal cycle in traffic accident
    - Pedestrian on snowboard injured in collision with pedal cycle in traffic accident
    - Pedestrian on snow-skis injured in collision with pedal cycle in traffic accident
    - Pedestrian in wheelchair (powered) injured in collision with pedal cycle in traffic accident
    - Pedestrian in motorized mobility scooter injured in collision with pedal cycle in traffic accident

5th V01.9 Pedestrian injured in collision with pedal cycle, unspecified whether traffic or nontraffic accident

- x7th V01.90 Pedestrian on foot injured in collision with pedal cycle, unspecified whether traffic or nontraffic accident POA
  - Pedestrian NOS injured in collision with pedal cycle, unspecified whether traffic or nontraffic accident
- x7th V01.91 Pedestrian on roller-skates injured in collision with pedal cycle, unspecified whether traffic or nontraffic accident POA
- x7th V01.92 Pedestrian on skateboard injured in collision with pedal cycle, unspecified whether traffic or nontraffic accident POA
- 6th V01.93 Pedestrian on standing micro-mobility pedestrian conveyance injured in collision with pedal cycle, unspecified whether traffic or nontraffic accident
  - 7th V01.931 Pedestrian on standing electric scooter injured in collision with pedal cycle, unspecified whether traffic or nontraffic accident POA
  - 7th V01.938 Pedestrian on other standing micro-mobility pedestrian conveyance injured in collision with pedal cycle, unspecified whether traffic or nontraffic accident POA
    - Pedestrian on hoverboard injured in collision with pedal cycle, unspecified whether traffic or nontraffic accident
    - Pedestrian on segway injured in collision with pedal cycle, unspecified whether traffic or nontraffic accident
- x7th V01.99 Pedestrian with other conveyance injured in collision with pedal cycle, unspecified whether traffic or nontraffic accident POA
  - Pedestrian with baby stroller injured in collision with pedal cycle, unspecified whether traffic or nontraffic accident
  - Pedestrian on ice-skates injured in collision with pedal cycle unspecified, whether traffic or nontraffic accident
  - Pedestrian on nonmotorized scooter injured in collision with pedal cycle, unspecified whether traffic or nontraffic accident
  - Pedestrian on sled injured in collision with pedal cycle unspecified, whether traffic or nontraffic accident
  - Pedestrian on snowboard injured in collision with pedal cycle, unspecified whether traffic or nontraffic accident
  - Pedestrian on snow-skis injured in collision with pedal cycle, unspecified whether traffic or nontraffic accident
  - Pedestrian in wheelchair (powered) injured in collision with pedal cycle, unspecified whether traffic or nontraffic accident
  - Pedestrian in motorized mobility scooter injured in collision with pedal cycle, unspecified whether traffic or nontraffic accident

4th V02 Pedestrian injured in collision with two- or three-wheeled motor vehicle

The appropriate 7th character is to be added to each code from category V02

A = initial encounter

D = subsequent encounter

S = sequela

5th V02.0 Pedestrian injured in collision with two- or three-wheeled motor vehicle in nontraffic accident

x7th V02.00 Pedestrian on foot injured in collision with two- or three-wheeled motor vehicle in nontraffic accident POA

Pedestrian NOS injured in collision with two- or three-wheeled motor vehicle in nontraffic accident

x7th V02.01 Pedestrian on roller-skates injured in collision with two- or three-wheeled motor vehicle in nontraffic accident POA

x7th V02.02 Pedestrian on skateboard injured in collision with two- or three-wheeled motor vehicle in nontraffic accident POA

6th V02.03 Pedestrian on standing micro-mobility pedestrian conveyance injured in collision with two- or three-wheeled motor vehicle in nontraffic accident

7th V02.031 Pedestrian on standing electric scooter injured in collision with two- or three-wheeled motor vehicle in nontraffic accident POA

7th V02.038 Pedestrian on other standing micro-mobility pedestrian conveyance injured in collision with two- or three-wheeled motor vehicle in nontraffic accident POA

Pedestrian on hoverboard injured in collision with two-or three wheeled motor vehicle in nontraffic accident

Pedestrian on segway injured in collision with two- or three-wheeled motor vehicle in nontraffic accident

x7th V02.09 Pedestrian with other conveyance injured in collision with two- or three-wheeled motor vehicle in nontraffic accident POA

Pedestrian with baby stroller injured in collision with two- or three-wheeled motor vehicle in nontraffic accident

Pedestrian on ice-skates injured in collision with two- or three-wheeled motor vehicle in nontraffic accident

Pedestrian on nonmotorized scooter injured in collision with two- or three-wheeled motor vehicle in nontraffic accident

Pedestrian on sled injured in collision with two- or three-wheeled motor vehicle in nontraffic accident

Pedestrian on snowboard injured in collision with two- or three-wheeled motor vehicle in nontraffic accident

Pedestrian on snow-skis injured in collision with two- or three-wheeled motor vehicle in nontraffic accident

Pedestrian in wheelchair (powered) injured in collision with two- or three-wheeled motor vehicle in nontraffic accident

Pedestrian in motorized mobility scooter injured in collision with two- or three-wheeled motor vehicle in nontraffic accident

5th V02.1 Pedestrian injured in collision with two- or three-wheeled motor vehicle in traffic accident

- x7th V02.10 Pedestrian on foot injured in collision with two- or three-wheeled motor vehicle in traffic accident POA
  - Pedestrian NOS injured in collision with two- or three-wheeled motor vehicle in traffic accident
- x7th V02.11 Pedestrian on roller-skates injured in collision with two- or three-wheeled motor vehicle in traffic accident POA
- x7th V02.12 Pedestrian on skateboard injured in collision with two- or three-wheeled motor vehicle in traffic accident POA
- 6th V02.13 Pedestrian on standing micro-mobility pedestrian conveyance injured in collision with two- or three-wheeled motor vehicle in traffic accident
  - 7th V02.131 Pedestrian on standing electric scooter injured in collision with two- or three-wheeled motor vehicle in traffic accident POA
  - 7th V02.138 Pedestrian on other standing micro-mobility pedestrian conveyance injured in collision with two- or three-wheeled motor vehicle in traffic accident POA
    - Pedestrian on hoverboard injured in collision with two-or three wheeled motor vehicle in traffic accident
    - Pedestrian on segway injured in collision with two- or three-wheeled motor vehicle in traffic accident
- x7th V02.19 Pedestrian with other conveyance injured in collision with two- or three-wheeled motor vehicle in traffic accident POA
  - Pedestrian with baby stroller injured in collision with two- or three-wheeled motor vehicle in traffic accident
  - Pedestrian on ice-skates injured in collision with two- or three-wheeled motor vehicle in traffic accident
  - Pedestrian on nonmotorized scooter injured in collision with two- or three-wheeled motor vehicle in traffic accident
  - Pedestrian on sled injured in collision with two- or three-wheeled motor vehicle in traffic accident
  - Pedestrian on snowboard injured in collision with two- or three-wheeled motor vehicle in traffic accident
  - Pedestrian on snow-skis injured in collision with two- or three-wheeled motor vehicle in traffic accident
  - Pedestrian in wheelchair (powered) injured in collision with two- or three-wheeled motor vehicle in traffic accident
  - Pedestrian in motorized mobility scooter injured in collision with two- or three-wheeled motor vehicle in traffic accident

5th V02.9 **Pedestrian injured in collision with two- or three-wheeled motor vehicle, unspecified whether traffic or nontraffic accident**

x7th V02.90 **Pedestrian on foot injured in collision with two- or three-wheeled motor vehicle, unspecified whether traffic or nontraffic accident** POA

Pedestrian NOS injured in collision with two- or three-wheeled motor vehicle, unspecified whether traffic or nontraffic accident

x7th V02.91 **Pedestrian on roller-skates injured in collision with two- or three-wheeled motor vehicle, unspecified whether traffic or nontraffic accident** POA

x7th V02.92 **Pedestrian on skateboard injured in collision with two- or three-wheeled motor vehicle, unspecified whether traffic or nontraffic accident** POA

6th V02.93 **Pedestrian on standing micro-mobility pedestrian conveyance injured in collision with two- or three-wheeled motor vehicle, unspecified whether traffic or nontraffic accident**

7th V02.931 **Pedestrian on standing electric scooter injured in collision with two- or three wheeled motor vehicle, unspecified whether traffic or nontraffic accident** POA

7th V02.938 **Pedestrian on other standing micro-mobility pedestrian conveyance injured in collision with two- or three wheeled motor vehicle, unspecified whether traffic or nontraffic accident** POA

Pedestrian on hoverboard injured in collision with two-three-wheeled motor vehicle, unspecified whether traffic or nontraffic accident

Pedestrian on segway injured in collision with two- or three wheeled motor vehicle, unspecified whether traffic or nontraffic accident

x7th V02.99 **Pedestrian with other conveyance injured in collision with two- or three-wheeled motor vehicle, unspecified whether traffic or nontraffic accident** POA

Pedestrian with baby stroller injured in collision with two- or three-wheeled motor vehicle, unspecified whether traffic or nontraffic accident

Pedestrian on ice-skates injured in collision with two- or three-wheeled motor vehicle, unspecified whether traffic or nontraffic accident

Pedestrian on nonmotorized scooter injured in collision with two- or three-wheeled motor vehicle, unspecified whether traffic or nontraffic accident

Pedestrian on sled injured in collision with two- or three-wheeled motor vehicle, unspecified whether traffic or nontraffic accident

Pedestrian on snowboard injured in collision with two- or three-wheeled motor vehicle, unspecified whether traffic or nontraffic accident

Pedestrian on snow-skis injured in collision with two- or three-wheeled motor vehicle, unspecified whether traffic or nontraffic accident

Pedestrian in wheelchair (powered) injured in collision with two- or three-wheeled motor vehicle, unspecified whether traffic or nontraffic accident

Pedestrian in motorized mobility scooter injured in collision with two- or three-wheeled motor vehicle, unspecified whether traffic or nontraffic accident

4th V03 Pedestrian injured in collision with car, pick-up truck or van

The appropriate 7th character is to be added to each code from category V03

A = initial encounter

D = subsequent encounter

S = sequela

5th V03.0 Pedestrian injured in collision with car, pick-up truck or van in nontraffic accident

x7th V03.00 Pedestrian on foot injured in collision with car, pick-up truck or van in nontraffic accident POA

Pedestrian NOS injured in collision with car, pick-up truck or van in nontraffic accident

x7th V03.01 Pedestrian on roller-skates injured in collision with car, pick-up truck or van in nontraffic accident POA

x7th V03.02 Pedestrian on skateboard injured in collision with car, pick-up truck or van in nontraffic accident POA

6th V03.03 Pedestrian on standing micro-mobility pedestrian conveyance injured in collision with car, pick-up or van in nontraffic accident

7th V03.031 Pedestrian on standing electric scooter injured in collision with car, pick-up or van in nontraffic accident POA

7th V03.038 Pedestrian on other standing micro-mobility pedestrian conveyance injured in collision with car, pick-up or van in nontraffic accident POA

Pedestrian on hoverboard injured in collision with car, pick-up or van in nontraffic accident

Pedestrian on segway injured in collision with car, pick-up or van in nontraffic accident

x7th V03.09 Pedestrian with other conveyance injured in collision with car, pick-up truck or van in nontraffic accident POA

Pedestrian with baby stroller injured in collision with car, pick-up truck or van in nontraffic accident

Pedestrian on ice-skates injured in collision with car, pick-up truck or van in nontraffic accident

Pedestrian on nonmotorized scooter injured in collision with car, pick-up truck or van in nontraffic accident

Pedestrian on sled injured in collision with car, pick-up truck or van in nontraffic accident

Pedestrian on snowboard injured in collision with car, pick-up truck or van in nontraffic accident

Pedestrian on snow-skis injured in collision with car, pick-up truck or van in nontraffic accident

Pedestrian in wheelchair (powered) injured in collision with car, pick-up truck or van in nontraffic accident

Pedestrian in motorized mobility scooter injured in collision with car, pick-up truck or van in nontraffic accident

5th V03.1 **Pedestrian injured in collision with car, pick-up truck or van in traffic accident**

x7th V03.10 **Pedestrian on foot injured in collision with car, pick-up truck or van in traffic accident** POA

Pedestrian NOS injured in collision with car, pick-up truck or van in traffic accident

x7th V03.11 **Pedestrian on roller-skates injured in collision with car, pick-up truck or van in traffic accident** POA

x7th V03.12 **Pedestrian on skateboard injured in collision with car, pick-up truck or van in traffic accident** POA

6th V03.13 **Pedestrian on standing micro-mobility pedestrian conveyance injured in collision with car, pick-up or van in traffic accident**

7th V03.131 **Pedestrian on standing electric scooter injured in collision with car, pick-up or van in traffic accident**

7th V03.138 **Pedestrian on other standing micro-mobility pedestrian conveyance injured in collision with car, pick-up or van in traffic accident**

Pedestrian on hoverboard injured in collision with car, pick-up or van in traffic accident

Pedestrian on segway injured in collision with car, pick-up or van in traffic accident

x7th V03.19 **Pedestrian with other conveyance injured in collision with car, pick-up truck or van in traffic accident** POA

Pedestrian with baby stroller injured in collision with car, pick-up truck or van in traffic accident

Pedestrian on ice-skates injured in collision with car, pick-up truck or van in traffic accident

Pedestrian on nonmotorized scooter injured in collision with car, pick-up truck or van in traffic accident

Pedestrian on sled injured in collision with car, pick-up truck or van in traffic accident

Pedestrian on snowboard injured in collision with car, pick-up truck or van in traffic accident

Pedestrian on snow-skis injured in collision with car, pick-up truck or van in traffic accident

Pedestrian in wheelchair (powered) injured in collision with car, pick-up truck or van in traffic accident

Pedestrian in motorized mobility scooter injured in collision with car, pick-up truck or van in traffic accident

5th V03.9 **Pedestrian injured in collision with car, pick-up truck or van, unspecified whether traffic or nontraffic accident**

x7th V03.90 **Pedestrian on foot injured in collision with car, pick-up truck or van, unspecified whether traffic or nontraffic accident** POA

Pedestrian NOS injured in collision with car, pick-up truck or van, unspecified whether traffic or nontraffic accident

x7th V03.91 **Pedestrian on roller-skates injured in collision with car, pick-up truck or van, unspecified whether traffic or nontraffic accident** POA

x7th V03.92 **Pedestrian on skateboard injured in collision with car, pick-up truck or van, unspecified whether traffic or nontraffic accident** POA

6th V03.93 **Pedestrian on standing micro-mobility pedestrian conveyance injured in collision with car, pick-up or van, unspecified whether traffic or nontraffic accident**

7th V03.931 **Pedestrian on standing electric scooter injured in collision with car, pick-up or van, unspecified whether traffic or nontraffic accident** POA

7th V03.938 **Pedestrian on other standing micro-mobility pedestrian conveyance injured in collision with car, pick-up or van, unspecified whether traffic or nontraffic accident** POA

Pedestrian on hoverboard injured in collision with car, pick-up or van, unspecified whether traffic or nontraffic accident

Pedestrian on segway injured in collision with car, pick-up or van, unspecified whether traffic or nontraffic accident

x7th V03.99 **Pedestrian with other conveyance injured in collision with car, pick-up truck or van, unspecified whether traffic or nontraffic accident** POA

Pedestrian with baby stroller injured in collision with car, pick-up truck or van, unspecified whether traffic or nontraffic accident

Pedestrian on ice-skates injured in collision with car, pick-up truck or van, unspecified whether traffic or nontraffic accident

Pedestrian on nonmotorized scooter injured in collision with car, pick-up truck or van, unspecified whether traffic or nontraffic accident

Pedestrian on sled injured in collision with car, pick-up truck or van in nontraffic accident

Pedestrian on snowboard injured in collision with car, pick-up truck or van, unspecified whether traffic or nontraffic accident

Pedestrian on snow-skis injured in collision with car, pick-up truck or van, unspecified whether traffic or nontraffic accident

Pedestrian in wheelchair (powered) injured in collision with car, pick-up truck or van, unspecified whether traffic or nontraffic accident

Pedestrian in motorized mobility scooter injured in collision with car, pick-up truck or van, unspecified whether traffic or nontraffic accident

4th V04 Pedestrian injured in collision with heavy transport vehicle or bus

EXCLUDES1 *pedestrian injured in collision with military vehicle (V09.01, V09.21)*

The appropriate 7th character is to be added to each code from category V04

A = initial encounter

D = subsequent encounter

S = sequela

5th V04.0 Pedestrian injured in collision with heavy transport vehicle or bus in nontraffic accident

x7th V04.00 Pedestrian on foot injured in collision with heavy transport vehicle or bus in nontraffic accident POA

Pedestrian NOS injured in collision with heavy transport vehicle or bus in nontraffic accident

x7th V04.01 Pedestrian on roller-skates injured in collision with heavy transport vehicle or bus in nontraffic accident POA

x7th V04.02 Pedestrian on skateboard injured in collision with heavy transport vehicle or bus in nontraffic accident POA

6th V04.03 Pedestrian on standing micro-mobility pedestrian conveyance injured in collision with heavy transport vehicle or bus in nontraffic accident

7th V04.031 Pedestrian on standing electric scooter injured in collision with heavy transport vehicle or bus in nontraffic accident POA

7th V04.038 Pedestrian on other standing micro-mobility pedestrian conveyance injured in collision with heavy transport vehicle or bus in nontraffic accident POA

Pedestrian on hoverboard injured in collision with heavy transport vehicle or bus in nontraffic accident

Pedestrian on segway injured in collision with heavy transport vehicle or bus in nontraffic accident

x7th V04.09 Pedestrian with other conveyance injured in collision with heavy transport vehicle or bus in nontraffic accident POA

Pedestrian with baby stroller injured in collision with heavy transport vehicle or bus in nontraffic accident

Pedestrian on ice-skates injured in collision with heavy transport vehicle or bus in nontraffic accident

Pedestrian on nonmotorized scooter injured in collision with heavy transport vehicle or bus in nontraffic accident

Pedestrian on sled injured in collision with heavy transport vehicle or bus in nontraffic accident

Pedestrian on snowboard injured in collision with heavy transport vehicle or bus in nontraffic accident

Pedestrian on snow-skis injured in collision with heavy transport vehicle or bus in nontraffic accident

Pedestrian in wheelchair (powered) injured in collision with heavy transport vehicle or bus in nontraffic accident

Pedestrian in motorized mobility scooter injured in collision with heavy transport vehicle or bus in nontraffic accident

- V04.1 **Pedestrian injured in collision with heavy transport vehicle or bus in traffic accident**
  - V04.10 **Pedestrian on foot injured in collision with heavy transport vehicle or bus in traffic accident** POA
    - Pedestrian NOS injured in collision with heavy transport vehicle or bus in traffic accident
  - V04.11 **Pedestrian on roller-skates injured in collision with heavy transport vehicle or bus in traffic accident** POA
  - V04.12 **Pedestrian on skateboard injured in collision with heavy transport vehicle or bus in traffic accident** POA
  - V04.13 **Pedestrian on standing micro-mobility pedestrian conveyance injured in collision with heavy transport vehicle or bus in traffic accident**
    - V04.131 **Pedestrian on standing electric scooter injured in collision with heavy transport vehicle or bus in traffic accident** POA
    - V04.138 **Pedestrian on other standing micro-mobility pedestrian conveyance injured in collision with heavy transport vehicle or bus in traffic accident** POA
      - Pedestrian on hoverboard injured in collision with heavy transport vehicle or bus in traffic accident
      - Pedestrian on segway injured in collision with heavy transport vehicle or bus in traffic accident
  - V04.19 **Pedestrian with other conveyance injured in collision with heavy transport vehicle or bus in traffic accident** POA
    - Pedestrian with baby stroller injured in collision with heavy transport vehicle or bus in traffic accident
    - Pedestrian on ice-skates injured in collision with heavy transport vehicle or bus in traffic accident
    - Pedestrian on nonmotorized scooter injured in collision with heavy transport vehicle or bus in traffic accident
    - Pedestrian on sled injured in collision with heavy transport vehicle or bus in traffic accident
    - Pedestrian on snowboard injured in collision with heavy transport vehicle or bus in traffic accident
    - Pedestrian on snow-skis injured in collision with heavy transport vehicle or bus in traffic accident
    - Pedestrian in wheelchair (powered) injured in collision with heavy transport vehicle or bus in traffic accident
    - Pedestrian in motorized mobility scooter injured in collision with heavy transport vehicle or bus in traffic accident

- 5th V04.9 **Pedestrian injured in collision with heavy transport vehicle or bus, unspecified whether traffic or nontraffic accident**
  - x7th V04.90 **Pedestrian on foot injured in collision with heavy transport vehicle or bus, unspecified whether traffic or nontraffic accident** POA
    - Pedestrian NOS injured in collision with heavy transport vehicle or bus, unspecified whether traffic or nontraffic accident
  - x7th V04.91 **Pedestrian on roller-skates injured in collision with heavy transport vehicle or bus, unspecified whether traffic or nontraffic accident** POA
  - x7th V04.92 **Pedestrian on skateboard injured in collision with heavy transport vehicle or bus, unspecified whether traffic or nontraffic accident** POA
  - 6th V04.93 **Pedestrian on standing micro-mobility pedestrian conveyance injured in collision with heavy transport vehicle or bus, unspecified whether traffic or nontraffic accident**
    - 7th V04.931 **Pedestrian on standing electric scooter injured in collision with heavy transport vehicle or bus, unspecified whether traffic or nontraffic accident** POA
    - 7th V04.938 **Pedestrian on other standing micro-mobility pedestrian conveyance injured in collision with heavy transport vehicle or bus, unspecified whether traffic or nontraffic accident** POA
      - Pedestrian on hoverboard injured in collision with heavy transport vehicle or bus, unspecified whether traffic or nontraffic accident
      - Pedestrian on segway injured in collision with heavy transport vehicle or bus, unspecified whether traffic or nontraffic accident
  - x7th V04.99 **Pedestrian with other conveyance injured in collision with heavy transport vehicle or bus, unspecified whether traffic or nontraffic accident** POA
    - Pedestrian with baby stroller injured in collision with heavy transport vehicle or bus, unspecified whether traffic or nontraffic accident
    - Pedestrian on ice-skates injured in collision with heavy transport vehicle or bus, unspecified whether traffic or nontraffic accident
    - Pedestrian on nonmotorized scooter injured in collision with heavy transport vehicle or bus, unspecified whether traffic or nontraffic accident
    - Pedestrian on sled injured in collision with heavy transport vehicle or bus, unspecified whether traffic or nontraffic accident
    - Pedestrian on snowboard injured in collision with heavy transport vehicle or bus, unspecified whether traffic or nontraffic accident
    - Pedestrian on snow-skis injured in collision with heavy transport vehicle or bus, unspecified whether traffic or nontraffic accident
    - Pedestrian in wheelchair (powered) injured in collision with heavy transport vehicle or bus, unspecified whether traffic or nontraffic accident
    - Pedestrian in motorized mobility scooter injured in collision with heavy transport vehicle or bus, unspecified whether traffic or nontraffic accident

4th V05 Pedestrian injured in collision with railway train or railway vehicle

The appropriate 7th character is to be added to each code from category V05

A = initial encounter

D = subsequent encounter

S = sequela

5th V05.0 Pedestrian injured in collision with railway train or railway vehicle in nontraffic accident

x7th V05.00 Pedestrian on foot injured in collision with railway train or railway vehicle in nontraffic accident POA

Pedestrian NOS injured in collision with railway train or railway vehicle in nontraffic accident

x7th V05.01 Pedestrian on roller-skates injured in collision with railway train or railway vehicle in nontraffic accident POA

x7th V05.02 Pedestrian on skateboard injured in collision with railway train or railway vehicle in nontraffic accident POA

6th V05.03 Pedestrian on standing micro-mobility pedestrian conveyance injured in collision with railway train or railway vehicle in nontraffic accident

7th V05.031 Pedestrian on standing electric scooter injured in collision with railway train or railway vehicle in nontraffic accident POA

7th V05.038 Pedestrian on other standing micro-mobility pedestrian conveyance injured in collision with railway train or railway vehicle in nontraffic accident POA

Pedestrian on hoverboard injured in collision with railway train or railway vehicle in nontraffic accident

Pedestrian on segway injured in collision with railway train or railway vehicle in nontraffic accident

x7th V05.09 Pedestrian with other conveyance injured in collision with railway train or railway vehicle in nontraffic accident POA

Pedestrian with baby stroller injured in collision with railway train or railway vehicle in nontraffic accident

Pedestrian on ice-skates injured in collision with railway train or railway vehicle in nontraffic accident

Pedestrian on nonmotorized scooter injured in collision with railway train or railway vehicle in nontraffic accident

Pedestrian on sled injured in collision with railway train or railway vehicle in nontraffic accident

Pedestrian on snowboard injured in collision with railway train or railway vehicle in nontraffic accident

Pedestrian on snow-skis injured in collision with railway train or railway vehicle in nontraffic accident

Pedestrian in wheelchair (powered) injured in collision with railway train or railway vehicle in nontraffic accident

Pedestrian in motorized mobility scooter injured in collision with railway train or railway vehicle in nontraffic accident

- 5th V05.1 **Pedestrian injured in collision with railway train or railway vehicle in traffic accident**
  - x7th V05.10 **Pedestrian on foot injured in collision with railway train or railway vehicle in traffic accident** POA
    - Pedestrian NOS injured in collision with railway train or railway vehicle in traffic accident
  - x7th V05.11 **Pedestrian on roller-skates injured in collision with railway train or railway vehicle in traffic accident** POA
  - x7th V05.12 **Pedestrian on skateboard injured in collision with railway train or railway vehicle in traffic accident** POA
  - 6th V05.13 **Pedestrian on standing micro-mobility pedestrian conveyance injured in collision with railway train or railway vehicle in traffic accident**
    - 7th V05.131 **Pedestrian on standing electric scooter injured in collision with railway train or railway vehicle in traffic accident** POA
    - 7th V05.138 **Pedestrian on other standing micro-mobility pedestrian conveyance injured in collision with railway train or railway vehicle in traffic accident** POA
      - Pedestrian on hoverboard injured in collision with railway train or railway vehicle in traffic accident
      - Pedestrian on segway injured in collision with railway train or railway vehicle in traffic accident
  - x7th V05.19 **Pedestrian with other conveyance injured in collision with railway train or railway vehicle in traffic accident** POA
    - Pedestrian with baby stroller injured in collision with railway train or railway vehicle in traffic accident
    - Pedestrian on ice-skates injured in collision with railway train or railway vehicle in traffic accident
    - Pedestrian on nonmotorized scooter injured in collision with railway train or railway vehicle in traffic accident
    - Pedestrian on sled injured in collision with railway train or railway vehicle in traffic accident
    - Pedestrian on snowboard injured in collision with railway train or railway vehicle in traffic accident
    - Pedestrian on snow-skis injured in collision with railway train or railway vehicle in traffic accident
    - Pedestrian in wheelchair (powered) injured in collision with railway train or railway vehicle in traffic accident
    - Pedestrian in motorized mobility scooter injured in collision with railway train or railway vehicle in traffic accident

5th V05.9 Pedestrian injured in collision with railway train or railway vehicle, unspecified whether traffic or nontraffic accident

x7th V05.90 Pedestrian on foot injured in collision with railway train or railway vehicle, unspecified whether traffic or nontraffic accident POA

Pedestrian NOS injured in collision with railway train or railway vehicle, unspecified whether traffic or nontraffic accident

x7th V05.91 Pedestrian on roller-skates injured in collision with railway train or railway vehicle, unspecified whether traffic or nontraffic accident POA

x7th V05.92 Pedestrian on skateboard injured in collision with railway train or railway vehicle, unspecified whether traffic or nontraffic accident POA

6th V05.93 Pedestrian on standing micro-mobility pedestrian conveyance injured in collision with railway train or railway vehicle, unspecified whether traffic or nontraffic accident

7th V05.931 Pedestrian on standing electric scooter injured in collision with railway train or railway vehicle, unspecified whether traffic or nontraffic accident POA

7th V05.938 Pedestrian on other standing micro-mobility pedestrian conveyance injured in collision with railway train or railway vehicle, unspecified whether traffic or nontraffic accident POA

Pedestrian on hoverboard injured in collision with railway train or railway vehicle, unspecified whether traffic or nontraffic accident

Pedestrian on segway injured in collision with railway train or railway vehicle, unspecified whether traffic or nontraffic accident

x7th V05.99 Pedestrian with other conveyance injured in collision with railway train or railway vehicle, unspecified whether traffic or nontraffic accident POA

Pedestrian with baby stroller injured in collision with railway train or railway vehicle, unspecified whether traffic or nontraffic

Pedestrian on ice-skates injured in collision with railway train or railway vehicle, unspecified whether traffic or nontraffic

Pedestrian on nonmotorized scooter injured in collision with railway train or railway vehicle, unspecified whether traffic or nontraffic

Pedestrian on sled injured in collision with railway train or railway vehicle, unspecified whether traffic or nontraffic

Pedestrian on snowboard injured in collision with railway train or railway vehicle, unspecified whether traffic or nontraffic

Pedestrian on snow-skis injured in collision with railway train or railway vehicle, unspecified whether traffic or nontraffic

Pedestrian in wheelchair (powered) injured in collision with railway train or railway vehicle, unspecified whether traffic or nontraffic

Pedestrian in motorized mobility scooter injured in collision with railway train or railway vehicle, unspecified whether traffic or nontraffic

4th V06 Pedestrian injured in collision with other nonmotor vehicle

INCLUDES *collision with animal-drawn vehicle, animal being ridden, nonpowered streetcar*

EXCLUDES1 *pedestrian injured in collision with pedestrian conveyance (V00.0-)*

The appropriate 7th character is to be added to each code from category V06

A = initial encounter

D = subsequent encounter

S = sequela

5th V06.0 Pedestrian injured in collision with other nonmotor vehicle in nontraffic accident

x7th V06.00 Pedestrian on foot injured in collision with other nonmotor vehicle in nontraffic accident POA

Pedestrian NOS injured in collision with other nonmotor vehicle in nontraffic accident

x7th V06.01 Pedestrian on roller-skates injured in collision with other nonmotor vehicle in nontraffic accident POA

x7th V06.02 Pedestrian on skateboard injured in collision with other nonmotor vehicle in nontraffic accident POA

6th V06.03 Pedestrian on standing micro-mobility pedestrian conveyance injured in collision with other nonmotor vehicle in nontraffic accident

7th V06.031 Pedestrian on standing electric scooter injured in collision with other nonmotor vehicle in nontraffic accident POA

7th V06.038 Pedestrian on other standing micro-mobility pedestrian conveyance injured in collision with other nonmotor vehicle in nontraffic accident POA

Pedestrian on hoverboard injured in collision with other nonmotor ▶vehicle◀ in nontraffic accident

Pedestrian on segway injured in collision with other nonmotor vehicle in nontraffic accident

x7th V06.09 Pedestrian with other conveyance injured in collision with other nonmotor vehicle in nontraffic accident POA

Pedestrian with baby stroller injured in collision with other nonmotor vehicle in nontraffic accident

Pedestrian on ice-skates injured in collision with other nonmotor vehicle in nontraffic accident

Pedestrian on nonmotorized scooter injured in collision with other nonmotor vehicle in nontraffic accident

Pedestrian on sled injured in collision with other nonmotor vehicle in nontraffic accident

Pedestrian on snowboard injured in collision with other nonmotor vehicle in nontraffic accident

Pedestrian on snow-skis injured in collision with other nonmotor vehicle in nontraffic accident

Pedestrian in wheelchair (powered) injured in collision with other nonmotor vehicle in nontraffic accident

Pedestrian in motorized mobility scooter injured in collision with other nonmotor vehicle in nontraffic accident

5th V06.1 Pedestrian injured in collision with other nonmotor vehicle in traffic accident

x7th V06.10 Pedestrian on foot injured in collision with other nonmotor vehicle in traffic accident POA

Pedestrian NOS injured in collision with other nonmotor vehicle in traffic accident

x7th V06.11 Pedestrian on roller-skates injured in collision with other nonmotor vehicle in traffic accident POA

x7th V06.12 Pedestrian on skateboard injured in collision with other nonmotor vehicle in traffic accident POA

6th V06.13 Pedestrian on standing micro-mobility pedestrian conveyance injured in collision with other nonmotor vehicle in traffic accident

7th V06.131 Pedestrian on standing electric scooter injured in collision with other nonmotor vehicle in traffic accident POA

7th V06.138 Pedestrian on other standing micro-mobility pedestrian conveyance injured in collision with other nonmotor vehicle in traffic accident POA

Pedestrian on hoverboard injured in collision with other nonmotor vehicle in traffic accident

Pedestrian on segway injured in collision with other nonmotor vehicle in traffic accident

x7th V06.19 Pedestrian with other conveyance injured in collision with other nonmotor vehicle in traffic accident POA

Pedestrian with baby stroller injured in collision with other nonmotor vehicle in nontraffic accident

Pedestrian on ice-skates injured in collision with other nonmotor vehicle in traffic accident

Pedestrian on nonmotorized scooter injured in collision with other nonmotor vehicle in traffic accident

Pedestrian on sled injured in collision with other nonmotor vehicle in traffic accident

Pedestrian on snowboard injured in collision with other nonmotor vehicle in traffic accident

Pedestrian on snow-skis injured in collision with other nonmotor vehicle in traffic accident

Pedestrian in wheelchair (powered) injured in collision with other nonmotor vehicle in traffic accident

Pedestrian in motorized mobility scooter injured in collision with other nonmotor vehicle in traffic accident

5th V06.9 **Pedestrian injured in collision with other nonmotor vehicle, unspecified whether traffic or nontraffic accident**

x7th V06.90 **Pedestrian on foot injured in collision with other nonmotor vehicle, unspecified whether traffic or nontraffic accident** POA

Pedestrian NOS injured in collision with other nonmotor vehicle, unspecified whether traffic or nontraffic accident

x7th V06.91 **Pedestrian on roller-skates injured in collision with other nonmotor vehicle, unspecified whether traffic or nontraffic accident** POA

x7th V06.92 **Pedestrian on skateboard injured in collision with other nonmotor vehicle, unspecified whether traffic or nontraffic accident** POA

6th V06.93 **Pedestrian on standing micro-mobility pedestrian conveyance injured in collision with other nonmotor vehicle, unspecified whether traffic or nontraffic accident**

7th V06.931 **Pedestrian on standing electric scooter injured in collision with other nonmotor vehicle, unspecified whether traffic or nontraffic accident** POA

7th V06.938 **Pedestrian on other standing micro-mobility pedestrian conveyance injured in collision with other nonmotor vehicle, unspecified whether traffic or nontraffic accident** POA

Pedestrian on hoverboard injured in collision with other ▶nonmotor vehicle,◀ unspecified whether traffic or nontraffic accident

Pedestrian on segway injured in collision with other nonmotor vehicle, unspecified whether traffic or nontraffic accident

x7th V06.99 **Pedestrian with other conveyance injured in collision with other nonmotor vehicle, unspecified whether traffic or nontraffic accident** POA

Pedestrian with baby stroller injured in collision with other nonmotor vehicle, unspecified whether traffic or nontraffic accident

Pedestrian on ice-skates injured in collision with other nonmotor vehicle, unspecified whether traffic or nontraffic accident

Pedestrian on nonmotorized scooter injured in collision with other nonmotor vehicle, unspecified whether traffic or nontraffic accident

Pedestrian on sled injured in collision with other nonmotor vehicle, unspecified whether traffic or nontraffic accident

Pedestrian on snowboard injured in collision with other nonmotor vehicle, unspecified whether traffic or nontraffic accident

Pedestrian on snow-skis injured in collision with other nonmotor vehicle, unspecified whether traffic or nontraffic accident

Pedestrian in wheelchair (powered) injured in collision with other nonmotor vehicle, unspecified whether traffic or nontraffic accident

Pedestrian in motorized mobility scooter injured in collision with other nonmotor vehicle, unspecified whether traffic or nontraffic accident

4th V09 Pedestrian injured in other and unspecified transport accidents

The appropriate 7th character is to be added to each code from category V09

A = initial encounter

D = subsequent encounter

S = sequela

5th V09.0 Pedestrian injured in nontraffic accident involving other and unspecified motor vehicles

x7th V09.00 Pedestrian injured in nontraffic accident involving unspecified motor vehicles POA

x7th V09.01 Pedestrian injured in nontraffic accident involving military vehicle POA

x7th V09.09 Pedestrian injured in nontraffic accident involving other motor vehicles POA

Pedestrian injured in nontraffic accident by special vehicle

x7th V09.1 Pedestrian injured in unspecified nontraffic accident POA

5th V09.2 Pedestrian injured in traffic accident involving other and unspecified motor vehicles

x7th V09.20 Pedestrian injured in traffic accident involving unspecified motor vehicles POA

x7th V09.21 Pedestrian injured in traffic accident involving military vehicle POA

x7th V09.29 Pedestrian injured in traffic accident involving other motor vehicles POA

x7th V09.3 Pedestrian injured in unspecified traffic accident POA

x7th V09.9 Pedestrian injured in unspecified transport accident POA

Pedal cycle rider injured in transport accident (V10-V19)

INCLUDES *any non-motorized vehicle, excluding an animal-drawn vehicle, or a sidecar or trailer attached to the pedal cycle*

EXCLUDES2 *rupture of pedal cycle tire (W37.0)*

4th V10 Pedal cycle rider injured in collision with pedestrian or animal

EXCLUDES1 *pedal cycle rider collision with animal-drawn vehicle or animal being ridden (V16.-)*

The appropriate 7th character is to be added to each code from category V10

A = initial encounter

D = subsequent encounter

S = sequela

- 7th V10.0 Pedal cycle driver injured in collision with pedestrian or animal in nontraffic accident POA
- 7th V10.1 Pedal cycle passenger injured in collision with pedestrian or animal in nontraffic accident POA
- 7th V10.2 Unspecified pedal cyclist injured in collision with pedestrian or animal in nontraffic accident POA
- 7th V10.3 Person boarding or alighting a pedal cycle injured in collision with pedestrian or animal POA
- 7th V10.4 Pedal cycle driver injured in collision with pedestrian or animal in traffic accident POA
- 7th V10.5 Pedal cycle passenger injured in collision with pedestrian or animal in traffic accident POA
- 7th V10.9 Unspecified pedal cyclist injured in collision with pedestrian or animal in traffic accident POA

4th V11 Pedal cycle rider injured in collision with other pedal cycle

The appropriate 7th character is to be added to each code from category V11

A = initial encounter

D = subsequent encounter

S = sequela

- 7th V11.0 Pedal cycle driver injured in collision with other pedal cycle in nontraffic accident POA
- 7th V11.1 Pedal cycle passenger injured in collision with other pedal cycle in nontraffic accident POA
- 7th V11.2 Unspecified pedal cyclist injured in collision with other pedal cycle in nontraffic accident POA
- 7th V11.3 Person boarding or alighting a pedal cycle injured in collision with other pedal cycle POA
- 7th V11.4 Pedal cycle driver injured in collision with other pedal cycle in traffic accident POA
- 7th V11.5 Pedal cycle passenger injured in collision with other pedal cycle in traffic accident POA
- 7th V11.9 Unspecified pedal cyclist injured in collision with other pedal cycle in traffic accident POA

4th V12 Pedal cycle rider injured in collision with two- or three-wheeled motor vehicle

The appropriate 7th character is to be added to each code from category V12

A = initial encounter

D = subsequent encounter

S = sequela

- 7th V12.0 Pedal cycle driver injured in collision with two- or three-wheeled motor vehicle in nontraffic accident POA
- 7th V12.1 Pedal cycle passenger injured in collision with two- or three-wheeled motor vehicle in nontraffic accident POA
- 7th V12.2 Unspecified pedal cyclist injured in collision with two- or three-wheeled motor vehicle in nontraffic accident POA
- 7th V12.3 Person boarding or alighting a pedal cycle injured in collision with two- or three-wheeled motor vehicle POA
- 7th V12.4 Pedal cycle driver injured in collision with two- or three-wheeled motor vehicle in traffic accident POA
- 7th V12.5 Pedal cycle passenger injured in collision with two- or three-wheeled motor vehicle in traffic accident POA
- 7th V12.9 Unspecified pedal cyclist injured in collision with two- or three-wheeled motor vehicle in traffic accident POA

4th V13 Pedal cycle rider injured in collision with car, pick-up truck or van

The appropriate 7th character is to be added to each code from category V13

A = initial encounter

D = subsequent encounter

S = sequela

- 7th V13.0 Pedal cycle driver injured in collision with car, pick-up truck or van in nontraffic accident POA
- 7th V13.1 Pedal cycle passenger injured in collision with car, pick-up truck or van in nontraffic accident POA
- 7th V13.2 Unspecified pedal cyclist injured in collision with car, pick-up truck or van in nontraffic accident POA
- 7th V13.3 Person boarding or alighting a pedal cycle injured in collision with car, pick-up truck or van POA
- 7th V13.4 Pedal cycle driver injured in collision with car, pick-up truck or van in traffic accident POA
- 7th V13.5 Pedal cycle passenger injured in collision with car, pick-up truck or van in traffic accident POA
- 7th V13.9 Unspecified pedal cyclist injured in collision with car, pick-up truck or van in traffic accident POA

4th V14 Pedal cycle rider injured in collision with heavy transport vehicle or bus

EXCLUDES1 *pedal cycle rider injured in collision with military vehicle (V19.81)*

The appropriate 7th character is to be added to each code from category V14

A = initial encounter

D = subsequent encounter

S = sequela

- x7th V14.0 Pedal cycle driver injured in collision with heavy transport vehicle or bus in nontraffic accident POA
- x7th V14.1 Pedal cycle passenger injured in collision with heavy transport vehicle or bus in nontraffic accident POA
- x7th V14.2 Unspecified pedal cyclist injured in collision with heavy transport vehicle or bus in nontraffic accident POA
- x7th V14.3 Person boarding or alighting a pedal cycle injured in collision with heavy transport vehicle or bus POA
- x7th V14.4 Pedal cycle driver injured in collision with heavy transport vehicle or bus in traffic accident POA
- x7th V14.5 Pedal cycle passenger injured in collision with heavy transport vehicle or bus in traffic accident POA
- x7th V14.9 Unspecified pedal cyclist injured in collision with heavy transport vehicle or bus in traffic accident POA

4th V15 Pedal cycle rider injured in collision with railway train or railway vehicle

The appropriate 7th character is to be added to each code from category V15

A = initial encounter

D = subsequent encounter

S = sequela

- x7th V15.0 Pedal cycle driver injured in collision with railway train or railway vehicle in nontraffic accident POA
- x7th V15.1 Pedal cycle passenger injured in collision with railway train or railway vehicle in nontraffic accident POA
- x7th V15.2 Unspecified pedal cyclist injured in collision with railway train or railway vehicle in nontraffic accident PO
- x7th V15.3 Person boarding or alighting a pedal cycle injured in collision with railway train or railway vehicle POA
- x7th V15.4 Pedal cycle driver injured in collision with railway train or railway vehicle in traffic accident POA
- x7th V15.5 Pedal cycle passenger injured in collision with railway train or railway vehicle in traffic accident POA
- x7th V15.9 Unspecified pedal cyclist injured in collision with railway train or railway vehicle in traffic accident POA

4th V16 Pedal cycle rider injured in collision with other nonmotor vehicle

INCLUDES *collision with animal-drawn vehicle, animal being ridden, streetcar*

The appropriate 7th character is to be added to each code from category V16

A = initial encounter

D = subsequent encounter

S = sequela

- x7th V16.0 Pedal cycle driver injured in collision with other nonmotor vehicle in nontraffic accident POA
- x7th V16.1 Pedal cycle passenger injured in collision with other nonmotor vehicle in nontraffic accident POA
- x7th V16.2 Unspecified pedal cyclist injured in collision with other nonmotor vehicle in nontraffic accident POA
- x7th V16.3 Person boarding or alighting a pedal cycle injured in collision with other nonmotor vehicle in nontraffic accident POA
- x7th V16.4 Pedal cycle driver injured in collision with other nonmotor vehicle in traffic accident POA
- x7th V16.5 Pedal cycle passenger injured in collision with other nonmotor vehicle in traffic accident POA
- x7th V16.9 Unspecified pedal cyclist injured in collision with other nonmotor vehicle in traffic accident POA

4th V17 Pedal cycle rider injured in collision with fixed or stationary object

The appropriate 7th character is to be added to each code from category V17

A = initial encounter

D = subsequent encounter

S = sequela

- x7th V17.0 Pedal cycle driver injured in collision with fixed or stationary object in nontraffic accident POA
- x7th V17.1 Pedal cycle passenger injured in collision with fixed or stationary object in nontraffic accident POA
- x7th V17.2 Unspecified pedal cyclist injured in collision with fixed or stationary object in nontraffic accident POA
- x7th V17.3 Person boarding or alighting a pedal cycle injured in collision with fixed or stationary object POA
- x7th V17.4 Pedal cycle driver injured in collision with fixed or stationary object in traffic accident POA
- x7th V17.5 Pedal cycle passenger injured in collision with fixed or stationary object in traffic accident POA
- x7th V17.9 Unspecified pedal cyclist injured in collision with fixed or stationary object in traffic accident POA

4th V18 Pedal cycle rider injured in noncollision transport accident

INCLUDES *fall or thrown from pedal cycle (without antecedent collision)*
overturning pedal cycle NOS
overturning pedal cycle without collision

The appropriate 7th character is to be added to each code from category V18

A = initial encounter
D = subsequent encounter
S = sequela

7th V18.0 Pedal cycle driver injured in noncollision transport accident in nontraffic accident POA

7th V18.1 Pedal cycle passenger injured in noncollision transport accident in nontraffic accident POA

7th V18.2 Unspecified pedal cyclist injured in noncollision transport accident in nontraffic accident POA

7th V18.3 Person boarding or alighting a pedal cycle injured in noncollision transport accident POA

7th V18.4 Pedal cycle driver injured in noncollision transport accident in traffic accident POA

7th V18.5 Pedal cycle passenger injured in noncollision transport accident in traffic accident POA

7th V18.9 Unspecified pedal cyclist injured in noncollision transport accident in traffic accident POA

4th V19 Pedal cycle rider injured in other and unspecified transport accidents

The appropriate 7th character is to be added to each code from category V19

A = initial encounter

D = subsequent encounter

S = sequela

5th V19.0 Pedal cycle driver injured in collision with other and unspecified motor vehicles in nontraffic accident

x7th V19.00 Pedal cycle driver injured in collision with unspecified motor vehicles in nontraffic accident POA

x7th V19.09 Pedal cycle driver injured in collision with other motor vehicles in nontraffic accident POA

5th V19.1 Pedal cycle passenger injured in collision with other and unspecified motor vehicles in nontraffic accident

x7th V19.10 Pedal cycle passenger injured in collision with unspecified motor vehicles in nontraffic accident POA

x7th V19.19 Pedal cycle passenger injured in collision with other motor vehicles in nontraffic accident POA

5th V19.2 Unspecified pedal cyclist injured in collision with other and unspecified motor vehicles in nontraffic accident

x7th V19.20 Unspecified pedal cyclist injured in collision with unspecified motor vehicles in nontraffic accident POA

Pedal cycle collision NOS, nontraffic

x7th V19.29 Unspecified pedal cyclist injured in collision with other motor vehicles in nontraffic accident POA

x7th V19.3 Pedal cyclist (driver) (passenger) injured in unspecified nontraffic accident POA

Pedal cycle accident NOS, nontraffic

Pedal cyclist injured in nontraffic accident NOS

5th V19.4 Pedal cycle driver injured in collision with other and unspecified motor vehicles in traffic accident

x7th V19.40 Pedal cycle driver injured in collision with unspecified motor vehicles in traffic accident POA

x7th V19.49 Pedal cycle driver injured in collision with other motor vehicles in traffic accident POA

5th V19.5 Pedal cycle passenger injured in collision with other and unspecified motor vehicles in traffic accident

x7th V19.50 Pedal cycle passenger injured in collision with unspecified motor vehicles in traffic accident POA

x7th V19.59 Pedal cycle passenger injured in collision with other motor vehicles in traffic accident POA

5th V19.6 Unspecified pedal cyclist injured in collision with other and unspecified motor vehicles in traffic accident

x7th V19.60 Unspecified pedal cyclist injured in collision with unspecified motor vehicles in traffic accident POA

Pedal cycle collision NOS (traffic)

x7th V19.69 Unspecified pedal cyclist injured in collision with other motor vehicles in traffic accident POA

5th V19.8 Pedal cyclist (driver) (passenger) injured in other specified transport accidents

x7th V19.81 Pedal cyclist (driver) (passenger) injured in transport accident with military vehicle POA

x7th V19.88 Pedal cyclist (driver) (passenger) injured in other specified transport accidents POA

x7th V19.9 Pedal cyclist (driver) (passenger) injured in unspecified traffic accident POA

Pedal cycle accident NOS

Motorcycle rider injured in transport accident (V20-V29)

INCLUDES *electric bicycle*
e-bike
e-bicycle
moped
motorcycle with sidecar
motorized bicycle
motor scooter

EXCLUDES1 *three-wheeled motor vehicle (V30-V39)*

4th V20 **Motorcycle rider injured in collision with pedestrian or animal**

EXCLUDES1 *motorcycle rider collision with animal-drawn vehicle or animal being ridden (V26.-)*

The appropriate 7th character is to be added to each code from category V20

A = initial encounter
D = subsequent encounter
S = sequela

- 5th V20.0 Motorcycle driver injured in collision with pedestrian or animal in nontraffic accident
  - x7th V20.01 Electric (assisted) bicycle driver injured in collision with pedestrian or animal in nontraffic accident POA
  - x7th V20.09 Other motorcycle driver injured in collision with pedestrian or animal in nontraffic accident POA
- 5th V20.1 Motorcycle passenger injured in collision with pedestrian or animal in nontraffic accident
  - x7th V20.11 Electric (assisted) bicycle passenger injured in collision with pedestrian or animal in nontraffic accident POA
  - x7th V20.19 Other motorcycle passenger injured in collision with pedestrian or animal in nontraffic accident POA
- 5th V20.2 Unspecified motorcycle rider injured in collision with pedestrian or animal in nontraffic accident
  - x7th V20.21 Unspecified electric (assisted) bicycle rider injured in collision with pedestrian or animal in nontraffic accident POA
  - x7th V20.29 Unspecified rider of other motorcycle injured in collision with pedestrian or animal in nontraffic accident POA
- 5th V20.3 Person boarding or alighting a motorcycle injured in collision with pedestrian or animal
  - x7th V20.31 Person boarding or alighting an electric (assisted) bicycle injured in collision with pedestrian or animal POA
  - x7th V20.39 Person boarding or alighting other motorcycle injured in collision with pedestrian or animal POA
- 5th V20.4 Motorcycle driver injured in collision with pedestrian or animal in traffic accident
  - x7th V20.41 Electric (assisted) bicycle driver injured in collision with pedestrian or animal in traffic accident POA
  - x7th V20.49 Other motorcycle driver injured in collision with pedestrian or animal in traffic accident POA
- 5th V20.5 Motorcycle passenger injured in collision with pedestrian or animal in traffic accident
  - x7th V20.51 Electric (assisted) bicycle passenger injured in collision with pedestrian or animal in traffic accident POA
  - x7th V20.59 Other motorcycle passenger injured in collision with pedestrian or animal in traffic accident POA
- 5th V20.9 Unspecified motorcycle rider injured in collision with pedestrian or animal in traffic accident
  - x7th V20.91 Unspecified electric (assisted) bicycle rider injured in collision with pedestrian or animal in traffic accident POA
  - x7th V20.99 Unspecified rider of other motorcycle injured in collision with pedestrian or animal in traffic accident POA

- 4th V21 Motorcycle rider injured in collision with pedal cycle
  - The appropriate 7th character is to be added to each code from category V21
    - A = initial encounter
    - D = subsequent encounter
    - S = sequela
  - 5th V21.0 Motorcycle driver injured in collision with pedal cycle in nontraffic accident
    - x7th V21.01 Electric (assisted) bicycle driver injured in collision with pedal cycle in nontraffic accident POA
    - x7th V21.09 Other motorcycle driver injured in collision with pedal cycle in nontraffic accident POA
  - 5th V21.1 Motorcycle passenger injured in collision with pedal cycle in nontraffic accident
    - x7th V21.11 Electric (assisted) bicycle passenger injured in collision with pedal cycle in nontraffic accident POA
    - x7th V21.19 Other motorcycle passenger injured in collision with pedal cycle in nontraffic accident POA
  - 5th V21.2 Unspecified motorcycle rider injured in collision with pedal cycle in nontraffic accident
    - x7th V21.21 Unspecified electric (assisted) bicycle rider injured in collision with pedal cycle in nontraffic accident POA
    - x7th V21.29 Unspecified rider of other motorcycle injured in collision with pedal cycle in nontraffic accident POA
  - 5th V21.3 Person boarding or alighting a motorcycle injured in collision with pedal cycle
    - x7th V21.31 Person boarding or alighting an electric (assisted) bicycle injured in collision with pedal cycle POA
    - x7th V21.39 Person boarding or alighting other motorcycle injured in collision with pedal cycle POA
  - 5th V21.4 Motorcycle driver injured in collision with pedal cycle in traffic accident
    - x7th V21.41 Electric (assisted) bicycle driver injured in collision with pedal cycle in traffic accident POA
    - x7th V21.49 Other motorcycle driver injured in collision with pedal cycle in traffic accident POA
  - 5th V21.5 Motorcycle passenger injured in collision with pedal cycle in traffic accident
    - x7th V21.51 Electric (assisted) bicycle passenger injured in collision with pedal cycle in traffic accident POA
    - x7th V21.59 Other motorcycle passenger injured in collision with pedal cycle in traffic accident POA
  - 5th V21.9 Unspecified motorcycle rider injured in collision with pedal cycle in traffic accident
    - x7th V21.91 Unspecified electric (assisted) bicycle rider injured in collision with pedal cycle in traffic accident POA
    - x7th V21.99 Unspecified rider of other motorcycle injured in collision with pedal cycle in traffic accident POA

- 4th V22 Motorcycle rider injured in collision with two- or three-wheeled motor vehicle
  - The appropriate 7th character is to be added to each code from category V22
    - A = initial encounter
    - D = subsequent encounter
    - S = sequela
  - 5th V22.0 Motorcycle driver injured in collision with two- or three-wheeled motor vehicle in nontraffic accident
    - x7th V22.01 Electric (assisted) bicycle driver injured in collision with two- or three-wheeled motor vehicle in nontraffic accident POA
    - x7th V22.09 Other motorcycle driver injured in collision with two- or three-wheeled motor vehicle in nontraffic accident POA
  - 5th V22.1 Motorcycle passenger injured in collision with two- or three-wheeled motor vehicle in nontraffic accident
    - x7th V22.11 Electric (assisted) bicycle passenger injured in collision with two- or three-wheeled motor vehicle in nontraffic accident POA
    - x7th V22.19 Other motorcycle passenger injured in collision with two- or three-wheeled motor vehicle in nontraffic accident POA
  - 5th V22.2 Unspecified motorcycle rider injured in collision with two- or three-wheeled motor vehicle in nontraffic accident
    - x7th V22.21 Unspecified electric (assisted) bicycle rider injured in collision with two- or three-wheeled motor vehicle in nontraffic accident POA
    - x7th V22.29 Unspecified rider of other motorcycle injured in collision with two- or three-wheeled motor vehicle in nontraffic accident POA
  - 5th V22.3 Person boarding or alighting a motorcycle injured in collision with two- or three-wheeled motor vehicle
    - x7th V22.31 Person boarding or alighting an electric (assisted) bicycle injured in collision with two- or three-wheeled motor vehicle POA
    - x7th V22.39 Person boarding or alighting other motorcycle injured in collision with two- or three-wheeled motor vehicle POA
  - 5th V22.4 Motorcycle driver injured in collision with two- or three-wheeled motor vehicle in traffic accident
    - x7th V22.41 Electric (assisted) bicycle driver injured in collision with two- or three-wheeled motor vehicle in traffic accident POA
    - x7th V22.49 Other motorcycle driver injured in collision with two- or three-wheeled motor vehicle in traffic accident POA
  - 5th V22.5 Motorcycle passenger injured in collision with two- or three-wheeled motor vehicle in traffic accident
    - x7th V22.51 Electric (assisted) bicycle passenger injured in collision with two- or three-wheeled motor vehicle in traffic accident POA
    - x7th V22.59 Other motorcycle passenger injured in collision with two- or three-wheeled motor vehicle in traffic accident POA
  - 5th V22.9 Unspecified motorcycle rider injured in collision with two- or three-wheeled motor vehicle in traffic accident
    - x7th V22.91 Unspecified electric (assisted) bicycle rider injured in collision with two- or three-wheeled motor vehicle in traffic accident POA
    - x7th V22.99 Unspecified rider of other motorcycle injured in collision with two- or three-wheeled motor vehicle in traffic accident POA

- 4th V23 Motorcycle rider injured in collision with car, pick-up truck or van
  - The appropriate 7th character is to be added to each code from category V23
    - A = initial encounter
    - D = subsequent encounter
    - S = sequela
  - 5th V23.0 Motorcycle driver injured in collision with car, pick-up truck or van in nontraffic accident
    - x7th V23.01 Electric (assisted) bicycle driver injured in collision with car, pick-up truck or van in nontraffic accident POA
    - x7th V23.09 Other motorcycle driver injured in collision with car, pick-up truck or van in nontraffic accident POA
  - 5th V23.1 Motorcycle passenger injured in collision with car, pick-up truck or van in nontraffic accident
    - x7th V23.11 Electric (assisted) bicycle passenger injured in collision with car, pick-up truck or van in nontraffic accident POA
    - x7th V23.19 Other motorcycle passenger injured in collision with car, pick-up truck or van in nontraffic accident POA
  - 5th V23.2 Unspecified motorcycle rider injured in collision with car, pick-up truck or van in nontraffic accident
    - x7th V23.21 Unspecified electric (assisted) bicycle rider injured in collision with car, pick-up truck or van in nontraffic accident POA
    - x7th V23.29 Unspecified rider of other motorcycle injured in collision with car, pick-up truck or van in nontraffic accident POA
  - 5th V23.3 Person boarding or alighting a motorcycle injured in collision with car, pick-up truck or van
    - x7th V23.31 Person boarding or alighting an electric (assisted) bicycle injured in collision with car, pick-up truck or van POA
    - x7th V23.39 Person boarding or alighting other motorcycle injured in collision with car, pick-up truck or van POA
  - 5th V23.4 Motorcycle driver injured in collision with car, pick-up truck or van in traffic accident
    - x7th V23.41 Electric (assisted) bicycle driver injured in collision with car, pick-up truck or van in traffic accident POA
    - x7th V23.49 Other motorcycle driver injured in collision with car, pick-up truck or van in traffic accident POA
  - 5th V23.5 Motorcycle passenger injured in collision with car, pick-up truck or van in traffic accident
    - x7th V23.51 Electric (assisted) bicycle passenger injured in collision with car, pick-up truck or van in traffic accident POA
    - x7th V23.59 Other motorcycle passenger injured in collision with car, pick-up truck or van in traffic accident POA
  - 5th V23.9 Unspecified motorcycle rider injured in collision with car, pick-up truck or van in traffic accident
    - x7th V23.91 Unspecified electric (assisted) bicycle rider injured in collision with car, pick-up truck or van in traffic accident POA
    - x7th V23.99 Unspecified rider of other motorcycle injured in collision with car, pick-up truck or van in traffic accident POA

4th V24 Motorcycle rider injured in collision with heavy transport vehicle or bus

EXCLUDES1 *motorcycle rider injured in collision with military vehicle (V29.818)*

The appropriate 7th character is to be added to each code from category V24

A = initial encounter

D = subsequent encounter

S = sequela

- 5th V24.0 Motorcycle driver injured in collision with heavy transport vehicle or bus in nontraffic accident
  - x7th V24.01 Electric (assisted) bicycle driver injured in collision with heavy transport vehicle or bus in nontraffic accident POA
  - x7th V24.09 Other motorcycle driver injured in collision with heavy transport vehicle or bus in nontraffic accident POA
- 5th V24.1 Motorcycle passenger injured in collision with heavy transport vehicle or bus in nontraffic accident
  - x7th V24.11 Electric (assisted) bicycle passenger injured in collision with heavy transport vehicle or bus in nontraffic accident POA
  - x7th V24.19 Other motorcycle passenger injured in collision with heavy transport vehicle or bus in nontraffic accident POA
- 5th V24.2 Unspecified motorcycle rider injured in collision with heavy transport vehicle or bus in nontraffic accident
  - x7th V24.21 Unspecified electric (assisted) bicycle rider injured in collision with heavy transport vehicle or bus in nontraffic accident POA
  - x7th V24.29 Unspecified rider of other motorcycle injured in collision with heavy transport vehicle or bus in nontraffic accident POA
- 5th V24.3 Person boarding or alighting a motorcycle injured in collision with heavy transport vehicle or bus
  - x7th V24.31 Person boarding or alighting an electric (assisted) bicycle injured in collision with heavy transport vehicle or bus POA
  - x7th V24.39 Person boarding or alighting other motorcycle injured in collision with heavy transport vehicle or bus POA
- 5th V24.4 Motorcycle driver injured in collision with heavy transport vehicle or bus in traffic accident
  - x7th V24.41 Electric (assisted) bicycle driver injured in collision with heavy transport vehicle or bus in traffic accident POA
  - x7th V24.49 Other motorcycle driver injured in collision with heavy transport vehicle or bus in traffic accident POA
- 5th V24.5 Motorcycle passenger injured in collision with heavy transport vehicle or bus in traffic accident
  - x7th V24.51 Electric (assisted) bicycle passenger injured in collision with heavy transport vehicle or bus in traffic accident POA
  - x7th V24.59 Other motorcycle passenger injured in collision with heavy transport vehicle or bus in traffic accident POA
- 5th V24.9 Unspecified motorcycle rider injured in collision with heavy transport vehicle or bus in traffic accident
  - x7th V24.91 Unspecified electric (assisted) bicycle rider injured in collision with heavy transport vehicle or bus in traffic accident POA
  - x7th V24.99 Unspecified rider of other motorcycle injured in collision with heavy transport vehicle or bus in traffic accident POA

4th V25 Motorcycle rider injured in collision with railway train or railway vehicle

The appropriate 7th character is to be added to each code from category V25

A = initial encounter

D = subsequent encounter

S = sequela

5th V25.0 Motorcycle driver injured in collision with railway train or railway vehicle in nontraffic accident

x7th V25.01 Electric (assisted) bicycle driver injured in collision with railway train or railway vehicle in nontraffic accident POA

x7th V25.09 Other motorcycle driver injured in collision with railway train or railway vehicle in nontraffic accident POA

5th V25.1 Motorcycle passenger injured in collision with railway train or railway vehicle in nontraffic accident

x7th V25.11 Electric (assisted) bicycle passenger injured in collision with railway train or railway vehicle in nontraffic accident POA

x7th V25.19 Other motorcycle passenger injured in collision with railway train or railway vehicle in nontraffic accident POA

5th V25.2 Unspecified motorcycle rider injured in collision with railway train or railway vehicle in nontraffic accident

x7th V25.21 Unspecified electric (assisted) bicycle rider injured in collision with railway train or railway vehicle in nontraffic accident POA

x7th V25.29 Unspecified rider of other motorcycle injured in collision with railway train or railway vehicle in nontraffic accident POA

5th V25.3 Person boarding or alighting a motorcycle injured in collision with railway train or railway vehicle

x7th V25.31 Person boarding or alighting an electric (assisted) bicycle injured in collision with railway train or railway vehicle POA

x7th V25.39 Person boarding or alighting other motorcycle injured in collision with railway train or railway vehicle POA

5th V25.4 Motorcycle driver injured in collision with railway train or railway vehicle in traffic accident

x7th V25.41 Electric (assisted) bicycle driver injured in collision with railway train or railway vehicle in traffic accident POA

x7th V25.49 Other motorcycle driver injured in collision with railway train or railway vehicle in traffic accident POA

5th V25.5 Motorcycle passenger injured in collision with railway train or railway vehicle in traffic accident

x7th V25.51 Electric (assisted) bicycle passenger injured in collision with railway train or railway vehicle in traffic accident POA

x7th V25.59 Other motorcycle passenger injured in collision with railway train or railway vehicle in traffic accident POA

5th V25.9 Unspecified motorcycle rider injured in collision with railway train or railway vehicle in traffic accident

x7th V25.91 Unspecified electric (assisted) bicycle rider injured in collision with railway train or railway vehicle in traffic accident POA

x7th V25.99 Unspecified rider of other motorcycle injured in collision with railway train or railway vehicle in traffic accident POA

4th V26 Motorcycle rider injured in collision with other nonmotor vehicle

INCLUDES *collision with animal-drawn vehicle, animal being ridden, streetcar*

The appropriate 7th character is to be added to each code from category V26

A = initial encounter

D = subsequent encounter

S = sequela

5th V26.0 Motorcycle driver injured in collision with other nonmotor vehicle in nontraffic accident

x7th V26.01 Electric (assisted) bicycle driver injured in collision with other nonmotor vehicle in nontraffic accident POA

x7th V26.09 Other motorcycle driver injured in collision with other nonmotor vehicle in nontraffic accident POA

5th V26.1 Motorcycle passenger injured in collision with other nonmotor vehicle in nontraffic accident

x7th V26.11 Electric (assisted) bicycle passenger injured in collision with other nonmotor vehicle in nontraffic accident POA

x7th V26.19 Other motorcycle passenger injured in collision with other nonmotor vehicle in nontraffic accident POA

5th V26.2 Unspecified motorcycle rider injured in collision with other nonmotor vehicle in nontraffic accident

x7th V26.21 Unspecified electric (assisted) bicycle rider injured in collision with other nonmotor vehicle in nontraffic accident POA

x7th V26.29 Unspecified rider of other motorcycle injured in collision with other nonmotor vehicle in nontraffic accident POA

5th V26.3 Person boarding or alighting a motorcycle injured in collision with other nonmotor vehicle

x7th V26.31 Person boarding or alighting an electric (assisted) bicycle injured in collision with other nonmotor vehicle POA

x7th V26.39 Person boarding or alighting other motorcycle injured in collision with other nonmotor vehicle POA

5th V26.4 Motorcycle driver injured in collision with other nonmotor vehicle in traffic accident

x7th V26.41 Electric (assisted) bicycle driver injured in collision with other nonmotor vehicle in traffic accident POA

x7th V26.49 Other motorcycle driver injured in collision with other nonmotor vehicle in traffic accident POA

5th V26.5 Motorcycle passenger injured in collision with other nonmotor vehicle in traffic accident

x7th V26.51 Electric (assisted) bicycle passenger injured in collision with other nonmotor vehicle in traffic accident POA

x7th V26.59 Other motorcycle passenger injured in collision with other nonmotor vehicle in traffic accident POA

5th V26.9 Unspecified motorcycle rider injured in collision with other nonmotor vehicle in traffic accident

x7th V26.91 Unspecified electric (assisted) bicycle rider injured in collision with other nonmotor vehicle in traffic accident POA

x7th V26.99 Unspecified rider of other motorcycle injured in collision with other nonmotor vehicle in traffic accident POA

4th V27 Motorcycle rider injured in collision with fixed or stationary object

The appropriate 7th character is to be added to each code from category V27

A = initial encounter

D = subsequent encounter

S = sequela

5th V27.0 Motorcycle driver injured in collision with fixed or stationary object in nontraffic accident

x7th V27.01 Electric (assisted) bicycle driver injured in collision with fixed or stationary object in nontraffic accident POA

x7th V27.09 Other motorcycle driver injured in collision with fixed or stationary object in nontraffic accident POA

5th V27.1 Motorcycle passenger injured in collision with fixed or stationary object in nontraffic accident

x7th V27.11 Electric (assisted) bicycle passenger injured in collision with fixed or stationary object in nontraffic accident POA

x7th V27.19 Other motorcycle passenger injured in collision with fixed or stationary object in nontraffic accident POA

5th V27.2 Unspecified motorcycle rider injured in collision with fixed or stationary object in nontraffic accident

x7th V27.21 Unspecified electric (assisted) bicycle rider injured in collision with fixed or stationary object in nontraffic accident POA

x7th V27.29 Unspecified rider of other motorcycle injured in collision with fixed or stationary object in nontraffic accident POA

5th V27.3 Person boarding or alighting a motorcycle injured in collision with fixed or stationary object

x7th V27.31 Person boarding or alighting an electric (assisted) bicycle injured in collision with fixed or stationary object POA

x7th V27.39 Person boarding or alighting other motorcycle injured in collision with fixed or stationary object POA

5th V27.4 Motorcycle driver injured in collision with fixed or stationary object in traffic accident

x7th V27.41 Electric (assisted) bicycle driver injured in collision with fixed or stationary object in traffic accident POA

x7th V27.49 Other motorcycle driver injured in collision with fixed or stationary object in traffic accident POA

5th V27.5 Motorcycle passenger injured in collision with fixed or stationary object in traffic accident

x7th V27.51 Electric (assisted) bicycle passenger injured in collision with fixed or stationary object in traffic accident POA

x7th V27.59 Other motorcycle passenger injured in collision with fixed or stationary object in traffic accident POA

5th V27.9 Unspecified motorcycle rider injured in collision with fixed or stationary object in traffic accident

x7th V27.91 Unspecified electric (assisted) bicycle rider injured in collision with fixed or stationary object in traffic accident POA

x7th V27.99 Unspecified rider of other motorcycle injured in collision with fixed or stationary object in traffic accident POA

4th V28 Motorcycle rider injured in noncollision transport accident

INCLUDES *fall or thrown from motorcycle (without antecedent collision)*
overturning motorcycle NOS
overturning motorcycle without collision

The appropriate 7th character is to be added to each code from category V28

A = initial encounter
D = subsequent encounter
S = sequela

- 5th V28.0 Motorcycle driver injured in noncollision transport accident in nontraffic accident
  - x7th V28.01 Electric (assisted) bicycle driver injured in noncollision transport accident in nontraffic accident POA
  - x7th V28.09 Other motorcycle driver injured in noncollision transport accident in nontraffic accident POA
- 5th V28.1 Motorcycle passenger injured in noncollision transport accident in nontraffic accident
  - x7th V28.11 Electric (assisted) bicycle passenger injured in noncollision transport accident in nontraffic accident POA
  - x7th V28.19 Other motorcycle passenger injured in noncollision transport accident in nontraffic accident POA
- 5th V28.2 Unspecified motorcycle rider injured in noncollision transport accident in nontraffic accident
  - x7th V28.21 Unspecified electric (assisted) bicycle rider injured in noncollision transport accident in nontraffic accident POA
  - x7th V28.29 Unspecified rider of other motorcycle injured in noncollision transport accident in nontraffic accident POA
- 5th V28.3 Person boarding or alighting a motorcycle injured in noncollision transport accident
  - x7th V28.31 Person boarding or alighting an electric (assisted) bicycle injured in noncollision transport accident POA
  - x7th V28.39 Person boarding or alighting other motorcycle injured in noncollision transport accident POA
- 5th V28.4 Motorcycle driver injured in noncollision transport accident in traffic accident
  - x7th V28.41 Electric (assisted) bicycle driver injured in noncollision transport accident in traffic accident POA
  - x7th V28.49 Other motorcycle driver injured in noncollision transport accident in traffic accident POA
- 5th V28.5 Motorcycle passenger injured in noncollision transport accident in traffic accident
  - x7th V28.51 Electric (assisted) bicycle passenger injured in noncollision transport accident in traffic accident POA
  - x7th V28.59 Other motorcycle passenger injured in noncollision transport accident in traffic accident POA
- 5th V28.9 Unspecified motorcycle rider injured in noncollision transport accident in traffic accident
  - x7th V28.91 Unspecified electric (assisted) bicycle rider injured in noncollision transport accident in traffic accident POA
  - x7th V28.99 Unspecified rider of other motorcycle injured in noncollision transport accident in traffic accident POA

4th V29 Motorcycle rider injured in other and unspecified transport accidents

The appropriate 7th character is to be added to each code from category V29

A = initial encounter

D = subsequent encounter

S = sequela

5th V29.0 Motorcycle driver injured in collision with other and unspecified motor vehicles in nontraffic accident

6th V29.00 Motorcycle driver injured in collision with unspecified motor vehicles in nontraffic accident

7th V29.001 Electric (assisted) bicycle driver injured in collision with unspecified motor vehicles in nontraffic accident POA

7th V29.008 Other motorcycle driver injured in collision with unspecified motor vehicles in nontraffic accident POA

6th V29.09 Motorcycle driver injured in collision with other motor vehicles in nontraffic accident

7th V29.091 Electric (assisted) bicycle driver injured in collision with other motor vehicles in nontraffic accident POA

7th V29.098 Other motorcycle driver injured in collision with other motor vehicles in nontraffic accident POA

5th V29.1 Motorcycle passenger injured in collision with other and unspecified motor vehicles in nontraffic accident

6th V29.10 Motorcycle passenger injured in collision with unspecified motor vehicles in nontraffic accident

7th V29.101 Electric (assisted) bicycle passenger injured in collision with unspecified motor vehicles in nontraffic accident POA

7th V29.108 Other motorcycle passenger injured in collision with unspecified motor vehicles in nontraffic accident POA

6th V29.19 Motorcycle passenger injured in collision with other motor vehicles in nontraffic accident

7th V29.191 Electric (assisted) bicycle passenger injured in collision with other motor vehicles in nontraffic accident POA

7th V29.198 Other motorcycle passenger injured in collision with other motor vehicles in nontraffic accident POA

5th V29.2 Unspecified motorcycle rider injured in collision with other and unspecified motor vehicles in nontraffic accident
- 6th V29.20 Unspecified motorcycle rider injured in collision with unspecified motor vehicles in nontraffic accident
  - 7th V29.201 Unspecified electric (assisted) bicycle rider injured in collision with unspecified motor vehicles in nontraffic accident POA
  - 7th V29.208 Unspecified rider of other motorcycle injured in collision with unspecified motor vehicles in nontraffic accident POA
    - Motorcycle collision NOS, nontraffic
- 6th V29.29 Unspecified motorcycle rider injured in collision with other motor vehicles in nontraffic accident
  - 7th V29.291 Unspecified electric (assisted) bicycle rider injured in collision with other motor vehicles in nontraffic accident POA
  - 7th V29.298 Unspecified rider of other motorcycle injured in collision with other motor vehicles in nontraffic accident POA

5th V29.3 Motorcycle rider (driver) (passenger) injured in unspecified nontraffic accident
- x7th V29.31 Electric (assisted) bicycle (driver) (passenger) injured in unspecified nontraffic accident POA
- x7th V29.39 Other motorcycle (driver) (passenger) injured in unspecified nontraffic accident POA
  - Motorcycle accident NOS, nontraffic
  - Motorcycle rider injured in nontraffic accident NOS

5th V29.4 Motorcycle driver injured in collision with other and unspecified motor vehicles in traffic accident
- 6th V29.40 Motorcycle driver injured in collision with unspecified motor vehicles in traffic accident
  - 7th V29.401 Electric (assisted) bicycle driver injured in collision with unspecified motor vehicles in traffic accident POA
  - 7th V29.408 Other motorcycle driver injured in collision with unspecified motor vehicles in traffic accident POA
- 6th V29.49 Motorcycle driver injured in collision with other motor vehicles in traffic accident
  - 7th V29.491 Electric (assisted) bicycle driver injured in collision with other motor vehicles in traffic accident POA
  - 7th V29.498 Other motorcycle driver injured in collision with other motor vehicles in traffic accident POA

- 5th V29.5 Motorcycle passenger injured in collision with other and unspecified motor vehicles in traffic accident
  - 6th V29.50 Motorcycle passenger injured in collision with unspecified motor vehicles in traffic accident
    - 7th V29.501 Electric (assisted) bicycle passenger injured in collision with unspecified motor vehicles in traffic accident POA
    - 7th V29.508 Other motorcycle passenger injured in collision with unspecified motor vehicles in traffic accident POA
  - 6th V29.59 Motorcycle passenger injured in collision with other motor vehicles in traffic accident
    - 7th V29.591 Electric (assisted) bicycle passenger injured in collision with other motor vehicles in traffic accident POA
    - 7th V29.598 Other motorcycle passenger injured in collision with other motor vehicles in traffic accident POA
- 5th V29.6 Unspecified motorcycle rider injured in collision with other and unspecified motor vehicles in traffic accident
  - 6th V29.60 Unspecified motorcycle rider injured in collision with unspecified motor vehicles in traffic accident
    - 7th V29.601 Unspecified electric (assisted) bicycle rider injured in collision with unspecified motor vehicles in traffic accident POA
    - 7th V29.608 Unspecified rider of other motorcycle injured in collision with unspecified motor vehicles in traffic accident POA

      Motorcycle collision NOS (traffic)
  - 6th V29.69 Unspecified motorcycle rider injured in collision with other motor vehicles in traffic accident
    - 7th V29.691 Unspecified electric (assisted) bicycle rider injured in collision with other motor vehicles in traffic accident POA
    - 7th V29.698 Unspecified rider of other motorcycle injured in collision with other motor vehicles in traffic accident POA
- 5th V29.8 Motorcycle rider (driver) (passenger) injured in other specified transport accidents
  - 6th V29.81 Motorcycle rider (driver) (passenger) injured in transport accident with military vehicle
    - 7th V29.811 Electric (assisted) bicycle rider (driver) (passenger) injured in transport accident with military vehicle POA
    - 7th V29.818 Rider (driver) (passenger) of other motorcycle injured in transport accident with military vehicle POA
  - 6th V29.88 Motorcycle rider (driver) (passenger) injured in other specified transport accidents
    - 7th V29.881 Electric (assisted) bicycle rider (driver) (passenger) injured in other specified transport accidents POA
    - 7th V29.888 Rider (driver) (passenger) of other motorcycle injured in other specified transport accidents POA
- 5th V29.9 Motorcycle rider (driver) (passenger) injured in unspecified traffic accident
  - x7th V29.91 Electric (assisted) bicycle rider (driver) (passenger) injured in unspecified traffic accident POA
  - x7th V29.99 Rider (driver) (passenger) of other motorcycle injured in unspecified traffic accident POA

    Motorcycle accident NOS

Occupant of three-wheeled motor vehicle injured in transport accident (V30-V39)

INCLUDES *motorized tricycle*
motorized rickshaw
three-wheeled motor car

EXCLUDES1 *all-terrain vehicles (V86.-)*
motorcycle with sidecar (V20-V29)
vehicle designed primarily for off-road use (V86.-)

4th V30 **Occupant of three-wheeled motor vehicle injured in collision with pedestrian or animal**

EXCLUDES1 *three-wheeled motor vehicle collision with animal-driven vehicle or animal being ridden (V36.-)*

The appropriate 7th character is to be added to each code from category V30

A = initial encounter
D = subsequent encounter
S = sequela

7th V30.0 **Driver of three-wheeled motor vehicle injured in collision with pedestrian or animal in nontraffic accident** POA
7th V30.1 **Passenger in three-wheeled motor vehicle injured in collision with pedestrian or animal in nontraffic accident** POA
7th V30.2 **Person on outside of three-wheeled motor vehicle injured in collision with pedestrian or animal in nontraffic accident** POA
7th V30.3 **Unspecified occupant of three-wheeled motor vehicle injured in collision with pedestrian or animal in nontraffic accident** POA
7th V30.4 **Person boarding or alighting a three-wheeled motor vehicle injured in collision with pedestrian or animal** POA
7th V30.5 **Driver of three-wheeled motor vehicle injured in collision with pedestrian or animal in traffic accident** POA
7th V30.6 **Passenger in three-wheeled motor vehicle injured in collision with pedestrian or animal in traffic accident** POA
7th V30.7 **Person on outside of three-wheeled motor vehicle injured in collision with pedestrian or animal in traffic accident** POA
7th V30.9 **Unspecified occupant of three-wheeled motor vehicle injured in collision with pedestrian or animal in traffic accident** POA

4th V31 Occupant of three-wheeled motor vehicle injured in collision with pedal cycle

The appropriate 7th character is to be added to each code from category V31

A = initial encounter

D = subsequent encounter

S = sequela

- x7th V31.0 Driver of three-wheeled motor vehicle injured in collision with pedal cycle in nontraffic accident POA
- x7th V31.1 Passenger in three-wheeled motor vehicle injured in collision with pedal cycle in nontraffic accident POA
- x7th V31.2 Person on outside of three-wheeled motor vehicle injured in collision with pedal cycle in nontraffic accident POA
- x7th V31.3 Unspecified occupant of three-wheeled motor vehicle injured in collision with pedal cycle in nontraffic accident POA
- x7th V31.4 Person boarding or alighting a three-wheeled motor vehicle injured in collision with pedal cycle POA
- x7th V31.5 Driver of three-wheeled motor vehicle injured in collision with pedal cycle in traffic accident POA
- x7th V31.6 Passenger in three-wheeled motor vehicle injured in collision with pedal cycle in traffic accident POA
- x7th V31.7 Person on outside of three-wheeled motor vehicle injured in collision with pedal cycle in traffic accident POA
- x7th V31.9 Unspecified occupant of three-wheeled motor vehicle injured in collision with pedal cycle in traffic accident POA

4th V32 Occupant of three-wheeled motor vehicle injured in collision with two- or three-wheeled motor vehicle

The appropriate 7th character is to be added to each code from category V32

A = initial encounter

D = subsequent encounter

S = sequela

- x7th V32.0 Driver of three-wheeled motor vehicle injured in collision with two- or three-wheeled motor vehicle in nontraffic accident POA
- x7th V32.1 Passenger in three-wheeled motor vehicle injured in collision with two- or three-wheeled motor vehicle in nontraffic accident POA
- x7th V32.2 Person on outside of three-wheeled motor vehicle injured in collision with two- or three-wheeled motor vehicle in nontraffic accident POA
- x7th V32.3 Unspecified occupant of three-wheeled motor vehicle injured in collision with two- or three-wheeled motor vehicle in nontraffic accident POA
- x7th V32.4 Person boarding or alighting a three-wheeled motor vehicle injured in collision with two- or three-wheeled motor vehicle POA
- x7th V32.5 Driver of three-wheeled motor vehicle injured in collision with two- or three-wheeled motor vehicle in traffic accident POA
- x7th V32.6 Passenger in three-wheeled motor vehicle injured in collision with two- or three-wheeled motor vehicle in traffic accident POA
- x7th V32.7 Person on outside of three-wheeled motor vehicle injured in collision with two- or three-wheeled motor vehicle in traffic accident POA
- x7th V32.9 Unspecified occupant of three-wheeled motor vehicle injured in collision with two- or three-wheeled motor vehicle in traffic accident POA

4th V33 Occupant of three-wheeled motor vehicle injured in collision with car, pick-up truck or van

The appropriate 7th character is to be added to each code from category V33

A = initial encounter

D = subsequent encounter

S = sequela

- x7th V33.0 Driver of three-wheeled motor vehicle injured in collision with car, pick-up truck or van in nontraffic accident POA
- x7th V33.1 Passenger in three-wheeled motor vehicle injured in collision with car, pick-up truck or van in nontraffic accident POA
- x7th V33.2 Person on outside of three-wheeled motor vehicle injured in collision with car, pick-up truck or van in nontraffic accident POA
- x7th V33.3 Unspecified occupant of three-wheeled motor vehicle injured in collision with car, pick-up truck or van in nontraffic accident POA
- x7th V33.4 Person boarding or alighting a three-wheeled motor vehicle injured in collision with car, pick-up truck or van POA
- x7th V33.5 Driver of three-wheeled motor vehicle injured in collision with car, pick-up truck or van in traffic accident POA
- x7th V33.6 Passenger in three-wheeled motor vehicle injured in collision with car, pick-up truck or van in traffic accident POA
- x7th V33.7 Person on outside of three-wheeled motor vehicle injured in collision with car, pick-up truck or van in traffic accident POA
- x7th V33.9 Unspecified occupant of three-wheeled motor vehicle injured in collision with car, pick-up truck or van in traffic accident POA

4th V34 Occupant of three-wheeled motor vehicle injured in collision with heavy transport vehicle or bus

EXCLUDES1 *occupant of three-wheeled motor vehicle injured in collision with military vehicle (V39.81)*

The appropriate 7th character is to be added to each code from category V34

A = initial encounter

D = subsequent encounter

S = sequela

- x7th V34.0 Driver of three-wheeled motor vehicle injured in collision with heavy transport vehicle or bus in nontraffic accident POA
- x7th V34.1 Passenger in three-wheeled motor vehicle injured in collision with heavy transport vehicle or bus in nontraffic accident POA
- x7th V34.2 Person on outside of three-wheeled motor vehicle injured in collision with heavy transport vehicle or bus in nontraffic accident POA
- x7th V34.3 Unspecified occupant of three-wheeled motor vehicle injured in collision with heavy transport vehicle or bus in nontraffic accident POA
- x7th V34.4 Person boarding or alighting a three-wheeled motor vehicle injured in collision with heavy transport vehicle or bus POA
- x7th V34.5 Driver of three-wheeled motor vehicle injured in collision with heavy transport vehicle or bus in traffic accident POA
- x7th V34.6 Passenger in three-wheeled motor vehicle injured in collision with heavy transport vehicle or bus in traffic accident POA
- x7th V34.7 Person on outside of three-wheeled motor vehicle injured in collision with heavy transport vehicle or bus in traffic accident POA
- x7th V34.9 Unspecified occupant of three-wheeled motor vehicle injured in collision with heavy transport vehicle or bus in traffic accident POA

4th V35 Occupant of three-wheeled motor vehicle injured in collision with railway train or railway vehicle

The appropriate 7th character is to be added to each code from category V35

A = initial encounter

D = subsequent encounter

S = sequela

- 7th V35.0 Driver of three-wheeled motor vehicle injured in collision with railway train or railway vehicle in nontraffic accident POA
- 7th V35.1 Passenger in three-wheeled motor vehicle injured in collision with railway train or railway vehicle in nontraffic accident POA
- 7th V35.2 Person on outside of three-wheeled motor vehicle injured in collision with railway train or railway vehicle in nontraffic accident POA
- 7th V35.3 Unspecified occupant of three-wheeled motor vehicle injured in collision with railway train or railway vehicle in nontraffic accident POA
- 7th V35.4 Person boarding or alighting a three-wheeled motor vehicle injured in collision with railway train or railway vehicle POA
- 7th V35.5 Driver of three-wheeled motor vehicle injured in collision with railway train or railway vehicle in traffic accident POA
- 7th V35.6 Passenger in three-wheeled motor vehicle injured in collision with railway train or railway vehicle in traffic accident POA
- 7th V35.7 Person on outside of three-wheeled motor vehicle injured in collision with railway train or railway vehicle in traffic accident POA
- 7th V35.9 Unspecified occupant of three-wheeled motor vehicle injured in collision with railway train or railway vehicle in traffic accident POA

4th V36 Occupant of three-wheeled motor vehicle injured in collision with other nonmotor vehicle

INCLUDES *collision with animal-drawn vehicle, animal being ridden, streetcar*

The appropriate 7th character is to be added to each code from category V36

A = initial encounter

D = subsequent encounter

S = sequela

- 7th V36.0 Driver of three-wheeled motor vehicle injured in collision with other nonmotor vehicle in nontraffic accident POA
- 7th V36.1 Passenger in three-wheeled motor vehicle injured in collision with other nonmotor vehicle in nontraffic accident POA
- 7th V36.2 Person on outside of three-wheeled motor vehicle injured in collision with other nonmotor vehicle in nontraffic accident POA
- 7th V36.3 Unspecified occupant of three-wheeled motor vehicle injured in collision with other nonmotor vehicle in nontraffic accident POA
- 7th V36.4 Person boarding or alighting a three-wheeled motor vehicle injured in collision with other nonmotor vehicle POA
- 7th V36.5 Driver of three-wheeled motor vehicle injured in collision with other nonmotor vehicle in traffic accident POA
- 7th V36.6 Passenger in three-wheeled motor vehicle injured in collision with other nonmotor vehicle in traffic accident POA
- 7th V36.7 Person on outside of three-wheeled motor vehicle injured in collision with other nonmotor vehicle in traffic accident POA
- 7th V36.9 Unspecified occupant of three-wheeled motor vehicle injured in collision with other nonmotor vehicle in traffic accident POA

4th V37 Occupant of three-wheeled motor vehicle injured in collision with fixed or stationary object

The appropriate 7th character is to be added to each code from category V37

A = initial encounter

D = subsequent encounter

S = sequela

- 7th V37.0 Driver of three-wheeled motor vehicle injured in collision with fixed or stationary object in nontraffic accident POA
- 7th V37.1 Passenger in three-wheeled motor vehicle injured in collision with fixed or stationary object in nontraffic accident POA
- 7th V37.2 Person on outside of three-wheeled motor vehicle injured in collision with fixed or stationary object in nontraffic accident POA
- 7th V37.3 Unspecified occupant of three-wheeled motor vehicle injured in collision with fixed or stationary object in nontraffic accident POA
- 7th V37.4 Person boarding or alighting a three-wheeled motor vehicle injured in collision with fixed or stationary object POA
- 7th V37.5 Driver of three-wheeled motor vehicle injured in collision with fixed or stationary object in traffic accident POA
- 7th V37.6 Passenger in three-wheeled motor vehicle injured in collision with fixed or stationary object in traffic accident POA
- 7th V37.7 Person on outside of three-wheeled motor vehicle injured in collision with fixed or stationary object in traffic accident POA
- 7th V37.9 Unspecified occupant of three-wheeled motor vehicle injured in collision with fixed or stationary object in traffic accident POA

4th V38 Occupant of three-wheeled motor vehicle injured in noncollision transport accident

INCLUDES *fall or thrown from three-wheeled motor vehicle*
overturning of three-wheeled motor vehicle NOS
overturning of three-wheeled motor vehicle without collision

The appropriate 7th character is to be added to each code from category V38

A = initial encounter

D = subsequent encounter

S = sequela

- 7th V38.0 Driver of three-wheeled motor vehicle injured in noncollision transport accident in nontraffic accident POA
- 7th V38.1 Passenger in three-wheeled motor vehicle injured in noncollision transport accident in nontraffic accident POA
- 7th V38.2 Person on outside of three-wheeled motor vehicle injured in noncollision transport accident in nontraffic accident POA
- 7th V38.3 Unspecified occupant of three-wheeled motor vehicle injured in noncollision transport accident in nontraffic accident POA
- 7th V38.4 Person boarding or alighting a three-wheeled motor vehicle injured in noncollision transport accident POA
- 7th V38.5 Driver of three-wheeled motor vehicle injured in noncollision transport accident in traffic accident POA
- 7th V38.6 Passenger in three-wheeled motor vehicle injured in noncollision transport accident in traffic accident POA
- 7th V38.7 Person on outside of three-wheeled motor vehicle injured in noncollision transport accident in traffic accident POA
- 7th V38.9 Unspecified occupant of three-wheeled motor vehicle injured in noncollision transport accident in traffic accident POA

4th V39 Occupant of three-wheeled motor vehicle injured in other and unspecified transport accidents

The appropriate 7th character is to be added to each code from category V39

A = initial encounter

D = subsequent encounter

S = sequela

5th V39.0 Driver of three-wheeled motor vehicle injured in collision with other and unspecified motor vehicles in nontraffic accident

x7th V39.00 Driver of three-wheeled motor vehicle injured in collision with unspecified motor vehicles in nontraffic accident POA

x7th V39.09 Driver of three-wheeled motor vehicle injured in collision with other motor vehicles in nontraffic accident POA

5th V39.1 Passenger in three-wheeled motor vehicle injured in collision with other and unspecified motor vehicles in nontraffic accident

x7th V39.10 Passenger in three-wheeled motor vehicle injured in collision with unspecified motor vehicles in nontraffic accident POA

x7th V39.19 Passenger in three-wheeled motor vehicle injured in collision with other motor vehicles in nontraffic accident POA

5th V39.2 Unspecified occupant of three-wheeled motor vehicle injured in collision with other and unspecified motor vehicles in nontraffic accident

x7th V39.20 Unspecified occupant of three-wheeled motor vehicle injured in collision with unspecified motor vehicles in nontraffic accident POA

Collision NOS involving three-wheeled motor vehicle, nontraffic

x7th V39.29 Unspecified occupant of three-wheeled motor vehicle injured in collision with other motor vehicles in nontraffic accident POA

x7th V39.3 Occupant (driver) (passenger) of three-wheeled motor vehicle injured in unspecified nontraffic accident POA

Accident NOS involving three-wheeled motor vehicle, nontraffic

Occupant of three-wheeled motor vehicle injured in nontraffic accident NOS

5th V39.4 Driver of three-wheeled motor vehicle injured in collision with other and unspecified motor vehicles in traffic accident

x7th V39.40 Driver of three-wheeled motor vehicle injured in collision with unspecified motor vehicles in traffic accident POA

x7th V39.49 Driver of three-wheeled motor vehicle injured in collision with other motor vehicles in traffic accident POA

5th V39.5 Passenger in three-wheeled motor vehicle injured in collision with other and unspecified motor vehicles in traffic accident

x7th V39.50 Passenger in three-wheeled motor vehicle injured in collision with unspecified motor vehicles in traffic accident POA

x7th V39.59 Passenger in three-wheeled motor vehicle injured in collision with other motor vehicles in traffic accident POA

5th V39.6 Unspecified occupant of three-wheeled motor vehicle injured in collision with other and unspecified motor vehicles in traffic accident

x7th V39.60 Unspecified occupant of three-wheeled motor vehicle injured in collision with unspecified motor vehicles in traffic accident POA

Collision NOS involving three-wheeled motor vehicle (traffic)

x7th V39.69 Unspecified occupant of three-wheeled motor vehicle injured in collision with other motor vehicles in traffic accident POA

5th V39.8 Occupant (driver) (passenger) of three-wheeled motor vehicle injured in other specified transport accidents

x7th V39.81 Occupant (driver) (passenger) of three-wheeled motor vehicle injured in transport accident with military vehicle POA

x7th V39.89 Occupant (driver) (passenger) of three-wheeled motor vehicle injured in other specified transport accidents POA

x7th V39.9 Occupant (driver) (passenger) of three-wheeled motor vehicle injured in unspecified traffic accident POA

Accident NOS involving three-wheeled motor vehicle

Car occupant injured in transport accident (V40-V49)

INCLUDES *a four-wheeled motor vehicle designed primarily for carrying passengers*
automobile (pulling a trailer or camper)

EXCLUDES1 *bus (V50-V59)*
minibus (V50-V59)
minivan (V50-V59)
motorcoach (V70-V79)
pick-up truck (V50-V59)
sport utility vehicle (SUV) (V50-V59)

4th V40 **Car occupant injured in collision with pedestrian or animal**

EXCLUDES1 *car collision with animal-drawn vehicle or animal being ridden (V46.-)*

The appropriate 7th character is to be added to each code from category V40

A = initial encounter
D = subsequent encounter
S = sequela

7th V40.0 **Car driver injured in collision with pedestrian or animal in nontraffic accident** POA
7th V40.1 **Car passenger injured in collision with pedestrian or animal in nontraffic accident** POA
7th V40.2 **Person on outside of car injured in collision with pedestrian or animal in nontraffic accident** POA
7th V40.3 **Unspecified car occupant injured in collision with pedestrian or animal in nontraffic accident** POA
7th V40.4 **Person boarding or alighting a car injured in collision with pedestrian or animal** POA
7th V40.5 **Car driver injured in collision with pedestrian or animal in traffic accident** POA
7th V40.6 **Car passenger injured in collision with pedestrian or animal in traffic accident** POA
7th V40.7 **Person on outside of car injured in collision with pedestrian or animal in traffic accident** POA
7th V40.9 **Unspecified car occupant injured in collision with pedestrian or animal in traffic accident** POA

4th V41 Car occupant injured in collision with pedal cycle

The appropriate 7th character is to be added to each code from category V41

A = initial encounter

D = subsequent encounter

S = sequela

- x7th V41.0 Car driver injured in collision with pedal cycle in nontraffic accident POA
- x7th V41.1 Car passenger injured in collision with pedal cycle in nontraffic accident POA
- x7th V41.2 Person on outside of car injured in collision with pedal cycle in nontraffic accident POA
- x7th V41.3 Unspecified car occupant injured in collision with pedal cycle in nontraffic accident POA
- x7th V41.4 Person boarding or alighting a car injured in collision with pedal cycle POA
- x7th V41.5 Car driver injured in collision with pedal cycle in traffic accident POA
- x7th V41.6 Car passenger injured in collision with pedal cycle in traffic accident POA
- x7th V41.7 Person on outside of car injured in collision with pedal cycle in traffic accident POA
- x7th V41.9 Unspecified car occupant injured in collision with pedal cycle in traffic accident POA

4th V42 Car occupant injured in collision with two- or three-wheeled motor vehicle

The appropriate 7th character is to be added to each code from category V42

A = initial encounter

D = subsequent encounter

S = sequela

- x7th V42.0 Car driver injured in collision with two- or three-wheeled motor vehicle in nontraffic accident POA
- x7th V42.1 Car passenger injured in collision with two- or three-wheeled motor vehicle in nontraffic accident POA
- x7th V42.2 Person on outside of car injured in collision with two- or three-wheeled motor vehicle in nontraffic accident POA
- x7th V42.3 Unspecified car occupant injured in collision with two- or three-wheeled motor vehicle in nontraffic accident POA
- x7th V42.4 Person boarding or alighting a car injured in collision with two- or three-wheeled motor vehicle POA
- x7th V42.5 Car driver injured in collision with two- or three-wheeled motor vehicle in traffic accident POA
- x7th V42.6 Car passenger injured in collision with two- or three-wheeled motor vehicle in traffic accident POA
- x7th V42.7 Person on outside of car injured in collision with two- or three-wheeled motor vehicle in traffic accident POA
- x7th V42.9 Unspecified car occupant injured in collision with two- or three-wheeled motor vehicle in traffic accident POA

4th V43 Car occupant injured in collision with car, pick-up truck or van

The appropriate 7th character is to be added to each code from category V43

A = initial encounter

D = subsequent encounter

S = sequela

5th V43.0 Car driver injured in collision with car, pick-up truck or van in nontraffic accident

- 7th V43.01 Car driver injured in collision with sport utility vehicle in nontraffic accident POA
- 7th V43.02 Car driver injured in collision with other type car in nontraffic accident POA
- 7th V43.03 Car driver injured in collision with pick-up truck in nontraffic accident POA
- 7th V43.04 Car driver injured in collision with van in nontraffic accident POA

5th V43.1 Car passenger injured in collision with car, pick-up truck or van in nontraffic accident

- 7th V43.11 Car passenger injured in collision with sport utility vehicle in nontraffic accident POA
- 7th V43.12 Car passenger injured in collision with other type car in nontraffic accident POA
- 7th V43.13 Car passenger injured in collision with pick-up truck in nontraffic accident POA
- 7th V43.14 Car passenger injured in collision with van in nontraffic accident POA

5th V43.2 Person on outside of car injured in collision with car, pick-up truck or van in nontraffic accident

- 7th V43.21 Person on outside of car injured in collision with sport utility vehicle in nontraffic accident POA
- 7th V43.22 Person on outside of car injured in collision with other type car in nontraffic accident POA
- 7th V43.23 Person on outside of car injured in collision with pick-up truck in nontraffic accident POA
- 7th V43.24 Person on outside of car injured in collision with van in nontraffic accident POA

- V43.3 Unspecified car occupant injured in collision with car, pick-up truck or van in nontraffic accident
  - V43.31 Unspecified car occupant injured in collision with sport utility vehicle in nontraffic accident POA
  - V43.32 Unspecified car occupant injured in collision with other type car in nontraffic accident POA
  - V43.33 Unspecified car occupant injured in collision with pick-up truck in nontraffic accident POA
  - V43.34 Unspecified car occupant injured in collision with van in nontraffic accident POA
- V43.4 Person boarding or alighting a car injured in collision with car, pick-up truck or van
  - V43.41 Person boarding or alighting a car injured in collision with sport utility vehicle POA
  - V43.42 Person boarding or alighting a car injured in collision with other type car POA
  - V43.43 Person boarding or alighting a car injured in collision with pick-up truck POA
  - V43.44 Person boarding or alighting a car injured in collision with van POA
- V43.5 Car driver injured in collision with car, pick-up truck or van in traffic accident
  - V43.51 Car driver injured in collision with sport utility vehicle in traffic accident POA
  - V43.52 Car driver injured in collision with other type car in traffic accident POA
  - V43.53 Car driver injured in collision with pick-up truck in traffic accident POA
  - V43.54 Car driver injured in collision with van in traffic accident POA
- V43.6 Car passenger injured in collision with car, pick-up truck or van in traffic accident
  - V43.61 Car passenger injured in collision with sport utility vehicle in traffic accident POA

    AHA: Q1 2015
  - V43.62 Car passenger injured in collision with other type car in traffic accident POA
  - V43.63 Car passenger injured in collision with pick-up truck in traffic accident POA
  - V43.64 Car passenger injured in collision with van in traffic accident POA
- V43.7 Person on outside of car injured in collision with car, pick-up truck or van in traffic accident
  - V43.71 Person on outside of car injured in collision with sport utility vehicle in traffic accident POA
  - V43.72 Person on outside of car injured in collision with other type car in traffic accident POA
  - V43.73 Person on outside of car injured in collision with pick-up truck in traffic accident POA
  - V43.74 Person on outside of car injured in collision with van in traffic accident POA
- V43.9 Unspecified car occupant injured in collision with car, pick-up truck or van in traffic accident
  - V43.91 Unspecified car occupant injured in collision with sport utility vehicle in traffic accident POA
  - V43.92 Unspecified car occupant injured in collision with other type car in traffic accident POA
  - V43.93 Unspecified car occupant injured in collision with pick-up truck in traffic accident POA
  - V43.94 Unspecified car occupant injured in collision with van in traffic accident POA

4th V44 Car occupant injured in collision with heavy transport vehicle or bus

EXCLUDES1 *car occupant injured in collision with military vehicle (V49.81)*

The appropriate 7th character is to be added to each code from category V44

A = initial encounter

D = subsequent encounter

S = sequela

- x7th V44.0 Car driver injured in collision with heavy transport vehicle or bus in nontraffic accident POA
- x7th V44.1 Car passenger injured in collision with heavy transport vehicle or bus in nontraffic accident POA
- x7th V44.2 Person on outside of car injured in collision with heavy transport vehicle or bus in nontraffic accident POA
- x7th V44.3 Unspecified car occupant injured in collision with heavy transport vehicle or bus in nontraffic accident POA
- x7th V44.4 Person boarding or alighting a car injured in collision with heavy transport vehicle or bus POA
- x7th V44.5 Car driver injured in collision with heavy transport vehicle or bus in traffic accident POA
- x7th V44.6 Car passenger injured in collision with heavy transport vehicle or bus in traffic accident POA
- x7th V44.7 Person on outside of car injured in collision with heavy transport vehicle or bus in traffic accident POA
- x7th V44.9 Unspecified car occupant injured in collision with heavy transport vehicle or bus in traffic accident POA

4th V45 Car occupant injured in collision with railway train or railway vehicle

The appropriate 7th character is to be added to each code from category V45

A = initial encounter

D = subsequent encounter

S = sequela

- x7th V45.0 Car driver injured in collision with railway train or railway vehicle in nontraffic accident POA
- x7th V45.1 Car passenger injured in collision with railway train or railway vehicle in nontraffic accident POA
- x7th V45.2 Person on outside of car injured in collision with railway train or railway vehicle in nontraffic accident POA
- x7th V45.3 Unspecified car occupant injured in collision with railway train or railway vehicle in nontraffic accident POA
- x7th V45.4 Person boarding or alighting a car injured in collision with railway train or railway vehicle POA
- x7th V45.5 Car driver injured in collision with railway train or railway vehicle in traffic accident POA
- x7th V45.6 Car passenger injured in collision with railway train or railway vehicle in traffic accident POA
- x7th V45.7 Person on outside of car injured in collision with railway train or railway vehicle in traffic accident POA
- x7th V45.9 Unspecified car occupant injured in collision with railway train or railway vehicle in traffic accident POA

4th V46 Car occupant injured in collision with other nonmotor vehicle

INCLUDES *collision with animal-drawn vehicle, animal being ridden, streetcar*

The appropriate 7th character is to be added to each code from category V46

A = initial encounter

D = subsequent encounter

S = sequela

- 7th V46.0 Car driver injured in collision with other nonmotor vehicle in nontraffic accident POA
- 7th V46.1 Car passenger injured in collision with other nonmotor vehicle in nontraffic accident POA
- 7th V46.2 Person on outside of car injured in collision with other nonmotor vehicle in nontraffic accident POA
- 7th V46.3 Unspecified car occupant injured in collision with other nonmotor vehicle in nontraffic accident POA
- 7th V46.4 Person boarding or alighting a car injured in collision with other nonmotor vehicle POA
- 7th V46.5 Car driver injured in collision with other nonmotor vehicle in traffic accident POA
- 7th V46.6 Car passenger injured in collision with other nonmotor vehicle in traffic accident POA
- 7th V46.7 Person on outside of car injured in collision with other nonmotor vehicle in traffic accident POA
- 7th V46.9 Unspecified car occupant injured in collision with other nonmotor vehicle in traffic accident POA

4th V47 Car occupant injured in collision with fixed or stationary object

The appropriate 7th character is to be added to each code from category V47

A = initial encounter

D = subsequent encounter

S = sequela

- 7th V47.0 Car driver injured in collision with fixed or stationary object in nontraffic accident POA
- 7th V47.1 Car passenger injured in collision with fixed or stationary object in nontraffic accident POA
- 7th V47.2 Person on outside of car injured in collision with fixed or stationary object in nontraffic accident POA
- 7th V47.3 Unspecified car occupant injured in collision with fixed or stationary object in nontraffic accident POA
- 7th V47.4 Person boarding or alighting a car injured in collision with fixed or stationary object POA
- 7th V47.5 Car driver injured in collision with fixed or stationary object in traffic accident POA
- 7th V47.6 Car passenger injured in collision with fixed or stationary object in traffic accident POA
- 7th V47.7 Person on outside of car injured in collision with fixed or stationary object in traffic accident POA
- 7th V47.9 Unspecified car occupant injured in collision with fixed or stationary object in traffic accident POA

4th V48 Car occupant injured in noncollision transport accident

INCLUDES *overturning car NOS*

overturning car without collision

The appropriate 7th character is to be added to each code from category V48

A = initial encounter

D = subsequent encounter

S = sequela

- 7th V48.0 Car driver injured in noncollision transport accident in nontraffic accident POA
- 7th V48.1 Car passenger injured in noncollision transport accident in nontraffic accident POA
- 7th V48.2 Person on outside of car injured in noncollision transport accident in nontraffic accident POA
- 7th V48.3 Unspecified car occupant injured in noncollision transport accident in nontraffic accident POA
- 7th V48.4 Person boarding or alighting a car injured in noncollision transport accident POA
- 7th V48.5 Car driver injured in noncollision transport accident in traffic accident POA
- 7th V48.6 Car passenger injured in noncollision transport accident in traffic accident POA
- 7th V48.7 Person on outside of car injured in noncollision transport accident in traffic accident POA
- 7th V48.9 Unspecified car occupant injured in noncollision transport accident in traffic accident POA

4th V49 Car occupant injured in other and unspecified transport accidents

The appropriate 7th character is to be added to each code from category V49

A = initial encounter

D = subsequent encounter

S = sequela

5th V49.0 Driver injured in collision with other and unspecified motor vehicles in nontraffic accident

x7th V49.00 Driver injured in collision with unspecified motor vehicles in nontraffic accident POA

x7th V49.09 Driver injured in collision with other motor vehicles in nontraffic accident POA

5th V49.1 Passenger injured in collision with other and unspecified motor vehicles in nontraffic accident

x7th V49.10 Passenger injured in collision with unspecified motor vehicles in nontraffic accident POA

x7th V49.19 Passenger injured in collision with other motor vehicles in nontraffic accident POA

5th V49.2 Unspecified car occupant injured in collision with other and unspecified motor vehicles in nontraffic accident

x7th V49.20 Unspecified car occupant injured in collision with unspecified motor vehicles in nontraffic accident POA

Car collision NOS, nontraffic

x7th V49.29 Unspecified car occupant injured in collision with other motor vehicles in nontraffic accident POA

x7th V49.3 Car occupant (driver) (passenger) injured in unspecified nontraffic accident POA

Car accident NOS, nontraffic

Car occupant injured in nontraffic accident NOS

5th V49.4 Driver injured in collision with other and unspecified motor vehicles in traffic accident

x7th V49.40 Driver injured in collision with unspecified motor vehicles in traffic accident POA

x7th V49.49 Driver injured in collision with other motor vehicles in traffic accident POA

5th V49.5 Passenger injured in collision with other and unspecified motor vehicles in traffic accident

x7th V49.50 Passenger injured in collision with unspecified motor vehicles in traffic accident POA

x7th V49.59 Passenger injured in collision with other motor vehicles in traffic accident POA

5th V49.6 Unspecified car occupant injured in collision with other and unspecified motor vehicles in traffic accident

x7th V49.60 Unspecified car occupant injured in collision with unspecified motor vehicles in traffic accident POA

Car collision NOS (traffic)

x7th V49.69 Unspecified car occupant injured in collision with other motor vehicles in traffic accident POA

5th V49.8 Car occupant (driver) (passenger) injured in other specified transport accidents

x7th V49.81 Car occupant (driver) (passenger) injured in transport accident with military vehicle POA

x7th V49.88 Car occupant (driver) (passenger) injured in other specified transport accidents POA

x7th V49.9 Car occupant (driver) (passenger) injured in unspecified traffic accident POA

AHA: Q1 2015

Car accident NOS

Occupant of pick-up truck or van injured in transport accident (V50-V59)

INCLUDES *a four or six wheel motor vehicle designed primarily for carrying passengers and property but weighing less than the local limit for classification as a heavy goods vehicle*
minibus
minivan
sport utility vehicle (SUV)
truck
van

EXCLUDES1 *heavy transport vehicle (V60-V69)*

4th V50 **Occupant of pick-up truck or van injured in collision with pedestrian or animal**

EXCLUDES1 *pick-up truck or van collision with animal-drawn vehicle or animal being ridden (V56.-)*

The appropriate 7th character is to be added to each code from category V50

A = initial encounter
D = subsequent encounter
S = sequela

7th V50.0 **Driver of pick-up truck or van injured in collision with pedestrian or animal in nontraffic accident** POA
7th V50.1 **Passenger in pick-up truck or van injured in collision with pedestrian or animal in nontraffic accident** POA
7th V50.2 **Person on outside of pick-up truck or van injured in collision with pedestrian or animal in nontraffic accident** POA
7th V50.3 **Unspecified occupant of pick-up truck or van injured in collision with pedestrian or animal in nontraffic accident** POA
7th V50.4 **Person boarding or alighting a pick-up truck or van injured in collision with pedestrian or animal** POA
7th V50.5 **Driver of pick-up truck or van injured in collision with pedestrian or animal in traffic accident** POA
7th V50.6 **Passenger in pick-up truck or van injured in collision with pedestrian or animal in traffic accident** POA
7th V50.7 **Person on outside of pick-up truck or van injured in collision with pedestrian or animal in traffic accident** POA
7th V50.9 **Unspecified occupant of pick-up truck or van injured in collision with pedestrian or animal in traffic accident** POA

4th V51 Occupant of pick-up truck or van injured in collision with pedal cycle

The appropriate 7th character is to be added to each code from category V51

A = initial encounter

D = subsequent encounter

S = sequela

- 7th V51.0 Driver of pick-up truck or van injured in collision with pedal cycle in nontraffic accident POA
- 7th V51.1 Passenger in pick-up truck or van injured in collision with pedal cycle in nontraffic accident POA
- 7th V51.2 Person on outside of pick-up truck or van injured in collision with pedal cycle in nontraffic accident POA
- 7th V51.3 Unspecified occupant of pick-up truck or van injured in collision with pedal cycle in nontraffic accident POA
- 7th V51.4 Person boarding or alighting a pick-up truck or van injured in collision with pedal cycle POA
- 7th V51.5 Driver of pick-up truck or van injured in collision with pedal cycle in traffic accident POA
- 7th V51.6 Passenger in pick-up truck or van injured in collision with pedal cycle in traffic accident POA
- 7th V51.7 Person on outside of pick-up truck or van injured in collision with pedal cycle in traffic accident POA
- 7th V51.9 Unspecified occupant of pick-up truck or van injured in collision with pedal cycle in traffic accident POA

4th V52 Occupant of pick-up truck or van injured in collision with two- or three-wheeled motor vehicle

The appropriate 7th character is to be added to each code from category V52

A = initial encounter

D = subsequent encounter

S = sequela

- 7th V52.0 Driver of pick-up truck or van injured in collision with two- or three-wheeled motor vehicle in nontraffic accident POA
- 7th V52.1 Passenger in pick-up truck or van injured in collision with two- or three-wheeled motor vehicle in nontraffic accident POA
- 7th V52.2 Person on outside of pick-up truck or van injured in collision with two- or three-wheeled motor vehicle in nontraffic accident POA
- 7th V52.3 Unspecified occupant of pick-up truck or van injured in collision with two- or three-wheeled motor vehicle in nontraffic accident POA
- 7th V52.4 Person boarding or alighting a pick-up truck or van injured in collision with two- or three-wheeled motor vehicle POA
- 7th V52.5 Driver of pick-up truck or van injured in collision with two- or three-wheeled motor vehicle in traffic accident POA
- 7th V52.6 Passenger in pick-up truck or van injured in collision with two- or three-wheeled motor vehicle in traffic accident POA
- 7th V52.7 Person on outside of pick-up truck or van injured in collision with two- or three-wheeled motor vehicle in traffic accident POA
- 7th V52.9 Unspecified occupant of pick-up truck or van injured in collision with two- or three-wheeled motor vehicle in traffic accident POA

4th V53 Occupant of pick-up truck or van injured in collision with car, pick-up truck or van

The appropriate 7th character is to be added to each code from category V53

A = initial encounter

D = subsequent encounter

S = sequela

- 7th V53.0 Driver of pick-up truck or van injured in collision with car, pick-up truck or van in nontraffic accident POA
- 7th V53.1 Passenger in pick-up truck or van injured in collision with car, pick-up truck or van in nontraffic accident POA
- 7th V53.2 Person on outside of pick-up truck or van injured in collision with car, pick-up truck or van in nontraffic accident POA
- 7th V53.3 Unspecified occupant of pick-up truck or van injured in collision with car, pick-up truck or van in nontraffic accident POA
- 7th V53.4 Person boarding or alighting a pick-up truck or van injured in collision with car, pick-up truck or van POA
- 7th V53.5 Driver of pick-up truck or van injured in collision with car, pick-up truck or van in traffic accident POA
- 7th V53.6 Passenger in pick-up truck or van injured in collision with car, pick-up truck or van in traffic accident POA
- 7th V53.7 Person on outside of pick-up truck or van injured in collision with car, pick-up truck or van in traffic accident POA
- 7th V53.9 Unspecified occupant of pick-up truck or van injured in collision with car, pick-up truck or van in traffic accident POA

4th V54 Occupant of pick-up truck or van injured in collision with heavy transport vehicle or bus

EXCLUDES1 *occupant of pick-up truck or van injured in collision with military vehicle (V59.81)*

The appropriate 7th character is to be added to each code from category V54

A = initial encounter

D = subsequent encounter

S = sequela

- 7th V54.0 Driver of pick-up truck or van injured in collision with heavy transport vehicle or bus in nontraffic accident POA
- 7th V54.1 Passenger in pick-up truck or van injured in collision with heavy transport vehicle or bus in nontraffic accident POA
- 7th V54.2 Person on outside of pick-up truck or van injured in collision with heavy transport vehicle or bus in nontraffic accident POA
- 7th V54.3 Unspecified occupant of pick-up truck or van injured in collision with heavy transport vehicle or bus in nontraffic accident POA
- 7th V54.4 Person boarding or alighting a pick-up truck or van injured in collision with heavy transport vehicle or bus POA
- 7th V54.5 Driver of pick-up truck or van injured in collision with heavy transport vehicle or bus in traffic accident POA
- 7th V54.6 Passenger in pick-up truck or van injured in collision with heavy transport vehicle or bus in traffic accident POA
- 7th V54.7 Person on outside of pick-up truck or van injured in collision with heavy transport vehicle or bus in traffic accident POA
- 7th V54.9 Unspecified occupant of pick-up truck or van injured in collision with heavy transport vehicle or bus in traffic accident POA

4th V55 Occupant of pick-up truck or van injured in collision with railway train or railway vehicle

The appropriate 7th character is to be added to each code from category V55

A = initial encounter

D = subsequent encounter

S = sequela

- 7th V55.0 Driver of pick-up truck or van injured in collision with railway train or railway vehicle in nontraffic accident POA
- 7th V55.1 Passenger in pick-up truck or van injured in collision with railway train or railway vehicle in nontraffic accident POA
- 7th V55.2 Person on outside of pick-up truck or van injured in collision with railway train or railway vehicle in nontraffic accident POA
- 7th V55.3 Unspecified occupant of pick-up truck or van injured in collision with railway train or railway vehicle in nontraffic accident POA
- 7th V55.4 Person boarding or alighting a pick-up truck or van injured in collision with railway train or railway vehicle POA
- 7th V55.5 Driver of pick-up truck or van injured in collision with railway train or railway vehicle in traffic accident POA
- 7th V55.6 Passenger in pick-up truck or van injured in collision with railway train or railway vehicle in traffic accident POA
- 7th V55.7 Person on outside of pick-up truck or van injured in collision with railway train or railway vehicle in traffic accident POA
- 7th V55.9 Unspecified occupant of pick-up truck or van injured in collision with railway train or railway vehicle in traffic accident POA

4th V56 Occupant of pick-up truck or van injured in collision with other nonmotor vehicle

INCLUDES *collision with animal-drawn vehicle, animal being ridden, streetcar*

The appropriate 7th character is to be added to each code from category V56

A = initial encounter

D = subsequent encounter

S = sequela

- 7th V56.0 Driver of pick-up truck or van injured in collision with other nonmotor vehicle in nontraffic accident POA
- 7th V56.1 Passenger in pick-up truck or van injured in collision with other nonmotor vehicle in nontraffic accident POA
- 7th V56.2 Person on outside of pick-up truck or van injured in collision with other nonmotor vehicle in nontraffic accident POA
- 7th V56.3 Unspecified occupant of pick-up truck or van injured in collision with other nonmotor vehicle in nontraffic accident POA
- 7th V56.4 Person boarding or alighting a pick-up truck or van injured in collision with other nonmotor vehicle POA
- 7th V56.5 Driver of pick-up truck or van injured in collision with other nonmotor vehicle in traffic accident POA
- 7th V56.6 Passenger in pick-up truck or van injured in collision with other nonmotor vehicle in traffic accident POA
- 7th V56.7 Person on outside of pick-up truck or van injured in collision with other nonmotor vehicle in traffic accident POA
- 7th V56.9 Unspecified occupant of pick-up truck or van injured in collision with other nonmotor vehicle in traffic accident POA

4th V57 Occupant of pick-up truck or van injured in collision with fixed or stationary object

The appropriate 7th character is to be added to each code from category V57

A = initial encounter

D = subsequent encounter

S = sequela

- x7th V57.0 Driver of pick-up truck or van injured in collision with fixed or stationary object in nontraffic accident POA
- x7th V57.1 Passenger in pick-up truck or van injured in collision with fixed or stationary object in nontraffic accident POA
- x7th V57.2 Person on outside of pick-up truck or van injured in collision with fixed or stationary object in nontraffic accident POA
- x7th V57.3 Unspecified occupant of pick-up truck or van injured in collision with fixed or stationary object in nontraffic accident POA
- x7th V57.4 Person boarding or alighting a pick-up truck or van injured in collision with fixed or stationary object POA
- x7th V57.5 Driver of pick-up truck or van injured in collision with fixed or stationary object in traffic accident POA
- x7th V57.6 Passenger in pick-up truck or van injured in collision with fixed or stationary object in traffic accident POA
- x7th V57.7 Person on outside of pick-up truck or van injured in collision with fixed or stationary object in traffic accident POA
- x7th V57.9 Unspecified occupant of pick-up truck or van injured in collision with fixed or stationary object in traffic accident POA

4th V58 Occupant of pick-up truck or van injured in noncollision transport accident

INCLUDES *overturning pick-up truck or van NOS*

overturning pick-up truck or van without collision

The appropriate 7th character is to be added to each code from category V58

A = initial encounter

D = subsequent encounter

S = sequela

- x7th V58.0 Driver of pick-up truck or van injured in noncollision transport accident in nontraffic accident POA
- x7th V58.1 Passenger in pick-up truck or van injured in noncollision transport accident in nontraffic accident POA
- x7th V58.2 Person on outside of pick-up truck or van injured in noncollision transport accident in nontraffic accident POA
- x7th V58.3 Unspecified occupant of pick-up truck or van injured in noncollision transport accident in nontraffic accident POA
- x7th V58.4 Person boarding or alighting a pick-up truck or van injured in noncollision transport accident POA
- x7th V58.5 Driver of pick-up truck or van injured in noncollision transport accident in traffic accident POA
- x7th V58.6 Passenger in pick-up truck or van injured in noncollision transport accident in traffic accident POA
- x7th V58.7 Person on outside of pick-up truck or van injured in noncollision transport accident in traffic accident POA
- x7th V58.9 Unspecified occupant of pick-up truck or van injured in noncollision transport accident in traffic accident POA

4th V59 Occupant of pick-up truck or van injured in other and unspecified transport accidents

The appropriate 7th character is to be added to each code from category V59

A = initial encounter

D = subsequent encounter

S = sequela

5th V59.0 Driver of pick-up truck or van injured in collision with other and unspecified motor vehicles in nontraffic accident

x7th V59.00 Driver of pick-up truck or van injured in collision with unspecified motor vehicles in nontraffic accident POA

x7th V59.09 Driver of pick-up truck or van injured in collision with other motor vehicles in nontraffic accident POA

5th V59.1 Passenger in pick-up truck or van injured in collision with other and unspecified motor vehicles in nontraffic accident

x7th V59.10 Passenger in pick-up truck or van injured in collision with unspecified motor vehicles in nontraffic accident POA

x7th V59.19 Passenger in pick-up truck or van injured in collision with other motor vehicles in nontraffic accident POA

5th V59.2 Unspecified occupant of pick-up truck or van injured in collision with other and unspecified motor vehicles in nontraffic accident

x7th V59.20 Unspecified occupant of pick-up truck or van injured in collision with unspecified motor vehicles in nontraffic accident POA

Collision NOS involving pick-up truck or van, nontraffic

x7th V59.29 Unspecified occupant of pick-up truck or van injured in collision with other motor vehicles in nontraffic accident POA

x7th V59.3 Occupant (driver) (passenger) of pick-up truck or van injured in unspecified nontraffic accident POA

Accident NOS involving pick-up truck or van, nontraffic

Occupant of pick-up truck or van injured in nontraffic accident NOS

5th V59.4 Driver of pick-up truck or van injured in collision with other and unspecified motor vehicles in traffic accident

x7th V59.40 Driver of pick-up truck or van injured in collision with unspecified motor vehicles in traffic accident POA

x7th V59.49 Driver of pick-up truck or van injured in collision with other motor vehicles in traffic accident POA

5th V59.5 Passenger in pick-up truck or van injured in collision with other and unspecified motor vehicles in traffic accident

x7th V59.50 Passenger in pick-up truck or van injured in collision with unspecified motor vehicles in traffic accident POA

x7th V59.59 Passenger in pick-up truck or van injured in collision with other motor vehicles in traffic accident POA

5th V59.6 Unspecified occupant of pick-up truck or van injured in collision with other and unspecified motor vehicles in traffic accident

x7th V59.60 Unspecified occupant of pick-up truck or van injured in collision with unspecified motor vehicles in traffic accident POA

Collision NOS involving pick-up truck or van (traffic)

x7th V59.69 Unspecified occupant of pick-up truck or van injured in collision with other motor vehicles in traffic accident POA

5th V59.8 Occupant (driver) (passenger) of pick-up truck or van injured in other specified transport accidents

x7th V59.81 Occupant (driver) (passenger) of pick-up truck or van injured in transport accident with military vehicle POA

x7th V59.88 Occupant (driver) (passenger) of pick-up truck or van injured in other specified transport accidents POA

x7th V59.9 Occupant (driver) (passenger) of pick-up truck or van injured in unspecified traffic accident POA

Accident NOS involving pick-up truck or van

Occupant of heavy transport vehicle injured in transport accident (V60-V69)

INCLUDES *18 wheeler*
armored car
panel truck

EXCLUDES1 *bus*
motorcoach

4th V60 Occupant of heavy transport vehicle injured in collision with pedestrian or animal

EXCLUDES1 *heavy transport vehicle collision with animal-drawn vehicle or animal being ridden (V66.-)*

The appropriate 7th character is to be added to each code from category V60

A = initial encounter
D = subsequent encounter
S = sequela

- 7th V60.0 Driver of heavy transport vehicle injured in collision with pedestrian or animal in nontraffic accident POA
- 7th V60.1 Passenger in heavy transport vehicle injured in collision with pedestrian or animal in nontraffic accident POA
- 7th V60.2 Person on outside of heavy transport vehicle injured in collision with pedestrian or animal in nontraffic accident POA
- 7th V60.3 Unspecified occupant of heavy transport vehicle injured in collision with pedestrian or animal in nontraffic accident POA
- 7th V60.4 Person boarding or alighting a heavy transport vehicle injured in collision with pedestrian or animal POA
- 7th V60.5 Driver of heavy transport vehicle injured in collision with pedestrian or animal in traffic accident POA
- 7th V60.6 Passenger in heavy transport vehicle injured in collision with pedestrian or animal in traffic accident POA
- 7th V60.7 Person on outside of heavy transport vehicle injured in collision with pedestrian or animal in traffic accident POA
- 7th V60.9 Unspecified occupant of heavy transport vehicle injured in collision with pedestrian or animal in traffic accident POA

4th V61 Occupant of heavy transport vehicle injured in collision with pedal cycle

The appropriate 7th character is to be added to each code from category V61

A = initial encounter

D = subsequent encounter

S = sequela

- x7th V61.0 Driver of heavy transport vehicle injured in collision with pedal cycle in nontraffic accident POA
- x7th V61.1 Passenger in heavy transport vehicle injured in collision with pedal cycle in nontraffic accident POA
- x7th V61.2 Person on outside of heavy transport vehicle injured in collision with pedal cycle in nontraffic accident POA
- x7th V61.3 Unspecified occupant of heavy transport vehicle injured in collision with pedal cycle in nontraffic accident POA
- x7th V61.4 Person boarding or alighting a heavy transport vehicle injured in collision with pedal cycle while boarding or alighting POA
- x7th V61.5 Driver of heavy transport vehicle injured in collision with pedal cycle in traffic accident POA
- x7th V61.6 Passenger in heavy transport vehicle injured in collision with pedal cycle in traffic accident POA
- x7th V61.7 Person on outside of heavy transport vehicle injured in collision with pedal cycle in traffic accident POA
- x7th V61.9 Unspecified occupant of heavy transport vehicle injured in collision with pedal cycle in traffic accident POA

4th V62 Occupant of heavy transport vehicle injured in collision with two- or three-wheeled motor vehicle

The appropriate 7th character is to be added to each code from category V62

A = initial encounter

D = subsequent encounter

S = sequela

- x7th V62.0 Driver of heavy transport vehicle injured in collision with two- or three-wheeled motor vehicle in nontraffic accident POA
- x7th V62.1 Passenger in heavy transport vehicle injured in collision with two- or three-wheeled motor vehicle in nontraffic accident POA
- x7th V62.2 Person on outside of heavy transport vehicle injured in collision with two- or three-wheeled motor vehicle in nontraffic accident POA
- x7th V62.3 Unspecified occupant of heavy transport vehicle injured in collision with two- or three-wheeled motor vehicle in nontraffic accident POA
- x7th V62.4 Person boarding or alighting a heavy transport vehicle injured in collision with two- or three-wheeled motor vehicle POA
- x7th V62.5 Driver of heavy transport vehicle injured in collision with two- or three-wheeled motor vehicle in traffic accident POA
- x7th V62.6 Passenger in heavy transport vehicle injured in collision with two- or three-wheeled motor vehicle in traffic accident POA
- x7th V62.7 Person on outside of heavy transport vehicle injured in collision with two- or three-wheeled motor vehicle in traffic accident POA
- x7th V62.9 Unspecified occupant of heavy transport vehicle injured in collision with two- or three-wheeled motor vehicle in traffic accident POA

4th V63 Occupant of heavy transport vehicle injured in collision with car, pick-up truck or van

The appropriate 7th character is to be added to each code from category V63

A = initial encounter

D = subsequent encounter

S = sequela

- 7th V63.0 Driver of heavy transport vehicle injured in collision with car, pick-up truck or van in nontraffic accident POA
- 7th V63.1 Passenger in heavy transport vehicle injured in collision with car, pick-up truck or van in nontraffic accident POA
- 7th V63.2 Person on outside of heavy transport vehicle injured in collision with car, pick-up truck or van in nontraffic accident POA
- 7th V63.3 Unspecified occupant of heavy transport vehicle injured in collision with car, pick-up truck or van in nontraffic accident POA
- 7th V63.4 Person boarding or alighting a heavy transport vehicle injured in collision with car, pick-up truck or van POA
- 7th V63.5 Driver of heavy transport vehicle injured in collision with car, pick-up truck or van in traffic accident POA
- 7th V63.6 Passenger in heavy transport vehicle injured in collision with car, pick-up truck or van in traffic accident POA
- 7th V63.7 Person on outside of heavy transport vehicle injured in collision with car, pick-up truck or van in traffic accident POA
- 7th V63.9 Unspecified occupant of heavy transport vehicle injured in collision with car, pick-up truck or van in traffic accident POA

4th V64 Occupant of heavy transport vehicle injured in collision with heavy transport vehicle or bus

EXCLUDES1 *occupant of heavy transport vehicle injured in collision with military vehicle (V69.81)*

The appropriate 7th character is to be added to each code from category V64

A = initial encounter

D = subsequent encounter

S = sequela

- 7th V64.0 Driver of heavy transport vehicle injured in collision with heavy transport vehicle or bus in nontraffic accident POA
- 7th V64.1 Passenger in heavy transport vehicle injured in collision with heavy transport vehicle or bus in nontraffic accident POA
- 7th V64.2 Person on outside of heavy transport vehicle injured in collision with heavy transport vehicle or bus in nontraffic accident POA
- 7th V64.3 Unspecified occupant of heavy transport vehicle injured in collision with heavy transport vehicle or bus in nontraffic accident POA
- 7th V64.4 Person boarding or alighting a heavy transport vehicle injured in collision with heavy transport vehicle or bus while boarding or alighting POA
- 7th V64.5 Driver of heavy transport vehicle injured in collision with heavy transport vehicle or bus in traffic accident POA
- 7th V64.6 Passenger in heavy transport vehicle injured in collision with heavy transport vehicle or bus in traffic accident POA
- 7th V64.7 Person on outside of heavy transport vehicle injured in collision with heavy transport vehicle or bus in traffic accident POA
- 7th V64.9 Unspecified occupant of heavy transport vehicle injured in collision with heavy transport vehicle or bus in traffic accident POA

4th V65 Occupant of heavy transport vehicle injured in collision with railway train or railway vehicle

The appropriate 7th character is to be added to each code from category V65

A = initial encounter

D = subsequent encounter

S = sequela

- 7th V65.0 Driver of heavy transport vehicle injured in collision with railway train or railway vehicle in nontraffic accident POA
- 7th V65.1 Passenger in heavy transport vehicle injured in collision with railway train or railway vehicle in nontraffic accident POA
- 7th V65.2 Person on outside of heavy transport vehicle injured in collision with railway train or railway vehicle in nontraffic accident POA
- 7th V65.3 Unspecified occupant of heavy transport vehicle injured in collision with railway train or railway vehicle in nontraffic accident POA
- 7th V65.4 Person boarding or alighting a heavy transport vehicle injured in collision with railway train or railway vehicle POA
- 7th V65.5 Driver of heavy transport vehicle injured in collision with railway train or railway vehicle in traffic accident POA
- 7th V65.6 Passenger in heavy transport vehicle injured in collision with railway train or railway vehicle in traffic accident POA
- 7th V65.7 Person on outside of heavy transport vehicle injured in collision with railway train or railway vehicle in traffic accident POA
- 7th V65.9 Unspecified occupant of heavy transport vehicle injured in collision with railway train or railway vehicle in traffic accident POA

4th V66 Occupant of heavy transport vehicle injured in collision with other nonmotor vehicle

INCLUDES *collision with animal-drawn vehicle, animal being ridden, streetcar*

The appropriate 7th character is to be added to each code from category V66

A = initial encounter

D = subsequent encounter

S = sequela

- 7th V66.0 Driver of heavy transport vehicle injured in collision with other nonmotor vehicle in nontraffic accident POA
- 7th V66.1 Passenger in heavy transport vehicle injured in collision with other nonmotor vehicle in nontraffic accident POA
- 7th V66.2 Person on outside of heavy transport vehicle injured in collision with other nonmotor vehicle in nontraffic accident POA
- 7th V66.3 Unspecified occupant of heavy transport vehicle injured in collision with other nonmotor vehicle in nontraffic accident POA
- 7th V66.4 Person boarding or alighting a heavy transport vehicle injured in collision with other nonmotor vehicle POA
- 7th V66.5 Driver of heavy transport vehicle injured in collision with other nonmotor vehicle in traffic accident POA
- 7th V66.6 Passenger in heavy transport vehicle injured in collision with other nonmotor vehicle in traffic accident POA
- 7th V66.7 Person on outside of heavy transport vehicle injured in collision with other nonmotor vehicle in traffic accident POA
- 7th V66.9 Unspecified occupant of heavy transport vehicle injured in collision with other nonmotor vehicle in traffic accident POA

4th V67 Occupant of heavy transport vehicle injured in collision with fixed or stationary object

The appropriate 7th character is to be added to each code from category V67

A = initial encounter

D = subsequent encounter

S = sequela

- 7th V67.0 Driver of heavy transport vehicle injured in collision with fixed or stationary object in nontraffic accident POA
- 7th V67.1 Passenger in heavy transport vehicle injured in collision with fixed or stationary object in nontraffic accident POA
- 7th V67.2 Person on outside of heavy transport vehicle injured in collision with fixed or stationary object in nontraffic accident POA
- 7th V67.3 Unspecified occupant of heavy transport vehicle injured in collision with fixed or stationary object in nontraffic accident POA
- 7th V67.4 Person boarding or alighting a heavy transport vehicle injured in collision with fixed or stationary object POA
- 7th V67.5 Driver of heavy transport vehicle injured in collision with fixed or stationary object in traffic accident POA
- 7th V67.6 Passenger in heavy transport vehicle injured in collision with fixed or stationary object in traffic accident POA
- 7th V67.7 Person on outside of heavy transport vehicle injured in collision with fixed or stationary object in traffic accident POA
- 7th V67.9 Unspecified occupant of heavy transport vehicle injured in collision with fixed or stationary object in traffic accident POA

4th V68 Occupant of heavy transport vehicle injured in noncollision transport accident

INCLUDES *overturning heavy transport vehicle NOS*

overturning heavy transport vehicle without collision

The appropriate 7th character is to be added to each code from category V68

A = initial encounter

D = subsequent encounter

S = sequela

- 7th V68.0 Driver of heavy transport vehicle injured in noncollision transport accident in nontraffic accident POA
- 7th V68.1 Passenger in heavy transport vehicle injured in noncollision transport accident in nontraffic accident POA
- 7th V68.2 Person on outside of heavy transport vehicle injured in noncollision transport accident in nontraffic accident POA
- 7th V68.3 Unspecified occupant of heavy transport vehicle injured in noncollision transport accident in nontraffic accident POA
- 7th V68.4 Person boarding or alighting a heavy transport vehicle injured in noncollision transport accident POA
- 7th V68.5 Driver of heavy transport vehicle injured in noncollision transport accident in traffic accident POA
- 7th V68.6 Passenger in heavy transport vehicle injured in noncollision transport accident in traffic accident POA
- 7th V68.7 Person on outside of heavy transport vehicle injured in noncollision transport accident in traffic accident POA
- 7th V68.9 Unspecified occupant of heavy transport vehicle injured in noncollision transport accident in traffic accident POA

4th V69 Occupant of heavy transport vehicle injured in other and unspecified transport accidents

The appropriate 7th character is to be added to each code from category V69

A = initial encounter

D = subsequent encounter

S = sequela

5th V69.0 Driver of heavy transport vehicle injured in collision with other and unspecified motor vehicles in nontraffic accident

x7th V69.00 Driver of heavy transport vehicle injured in collision with unspecified motor vehicles in nontraffic accident POA

x7th V69.09 Driver of heavy transport vehicle injured in collision with other motor vehicles in nontraffic accident POA

5th V69.1 Passenger in heavy transport vehicle injured in collision with other and unspecified motor vehicles in nontraffic accident

x7th V69.10 Passenger in heavy transport vehicle injured in collision with unspecified motor vehicles in nontraffic accident POA

x7th V69.19 Passenger in heavy transport vehicle injured in collision with other motor vehicles in nontraffic accident POA

5th V69.2 Unspecified occupant of heavy transport vehicle injured in collision with other and unspecified motor vehicles in nontraffic accident

x7th V69.20 Unspecified occupant of heavy transport vehicle injured in collision with unspecified motor vehicles in nontraffic accident POA

Collision NOS involving heavy transport vehicle, nontraffic

x7th V69.29 Unspecified occupant of heavy transport vehicle injured in collision with other motor vehicles in nontraffic accident POA

x7th V69.3 Occupant (driver) (passenger) of heavy transport vehicle injured in unspecified nontraffic accident POA

Accident NOS involving heavy transport vehicle, nontraffic

Occupant of heavy transport vehicle injured in nontraffic accident NOS

5th V69.4 Driver of heavy transport vehicle injured in collision with other and unspecified motor vehicles in traffic accident

x7th V69.40 Driver of heavy transport vehicle injured in collision with unspecified motor vehicles in traffic accident POA

x7th V69.49 Driver of heavy transport vehicle injured in collision with other motor vehicles in traffic accident POA

5th V69.5 Passenger in heavy transport vehicle injured in collision with other and unspecified motor vehicles in traffic accident

x7th V69.50 Passenger in heavy transport vehicle injured in collision with unspecified motor vehicles in traffic accident POA

x7th V69.59 Passenger in heavy transport vehicle injured in collision with other motor vehicles in traffic accident POA

5th V69.6 Unspecified occupant of heavy transport vehicle injured in collision with other and unspecified motor vehicles in traffic accident

x7th V69.60 Unspecified occupant of heavy transport vehicle injured in collision with unspecified motor vehicles in traffic accident POA

Collision NOS involving heavy transport vehicle (traffic)

x7th V69.69 Unspecified occupant of heavy transport vehicle injured in collision with other motor vehicles in traffic accident POA

5th V69.8 Occupant (driver) (passenger) of heavy transport vehicle injured in other specified transport accidents

x7th V69.81 Occupant (driver) (passenger) of heavy transport vehicle injured in transport accidents with military vehicle POA

x7th V69.88 Occupant (driver) (passenger) of heavy transport vehicle injured in other specified transport accidents POA

x7th V69.9 Occupant (driver) (passenger) of heavy transport vehicle injured in unspecified traffic accident POA

Accident NOS involving heavy transport vehicle

Bus occupant injured in transport accident (V70-V79)

INCLUDES *motorcoach*

EXCLUDES1 *minibus (V50-V59)*

4th V70 Bus occupant injured in collision with pedestrian or animal

The appropriate 7th character is to be added to each code from category V70

A = initial encounter

D = subsequent encounter

S = sequela

EXCLUDES1 *bus collision with animal-drawn vehicle or animal being ridden (V76.-)*

x7th V70.0 Driver of bus injured in collision with pedestrian or animal in nontraffic accident POA

x7th V70.1 Passenger on bus injured in collision with pedestrian or animal in nontraffic accident POA

x7th V70.2 Person on outside of bus injured in collision with pedestrian or animal in nontraffic accident POA

x7th V70.3 Unspecified occupant of bus injured in collision with pedestrian or animal in nontraffic accident POA

x7th V70.4 Person boarding or alighting from bus injured in collision with pedestrian or animal POA

x7th V70.5 Driver of bus injured in collision with pedestrian or animal in traffic accident POA

x7th V70.6 Passenger on bus injured in collision with pedestrian or animal in traffic accident POA

x7th V70.7 Person on outside of bus injured in collision with pedestrian or animal in traffic accident POA

x7th V70.9 Unspecified occupant of bus injured in collision with pedestrian or animal in traffic accident POA

- V70.9 Unspecified occupant of bus injured in collision with pedestrian or animal in traffic accident POA

4th V71 Bus occupant injured in collision with pedal cycle

The appropriate 7th character is to be added to each code from category V71

A = initial encounter

D = subsequent encounter

S = sequela

- V71.0 Driver of bus injured in collision with pedal cycle in nontraffic accident POA
- V71.1 Passenger on bus injured in collision with pedal cycle in nontraffic accident POA
- V71.2 Person on outside of bus injured in collision with pedal cycle in nontraffic accident POA
- V71.3 Unspecified occupant of bus injured in collision with pedal cycle in nontraffic accident POA
- V71.4 Person boarding or alighting from bus injured in collision with pedal cycle POA
- V71.5 Driver of bus injured in collision with pedal cycle in traffic accident POA
- V71.6 Passenger on bus injured in collision with pedal cycle in traffic accident POA
- V71.7 Person on outside of bus injured in collision with pedal cycle in traffic accident POA
- V71.9 Unspecified occupant of bus injured in collision with pedal cycle in traffic accident POA

4th V72 Bus occupant injured in collision with two- or three-wheeled motor vehicle

The appropriate 7th character is to be added to each code from category V72

A = initial encounter

D = subsequent encounter

S = sequela

- V72.0 Driver of bus injured in collision with two- or three-wheeled motor vehicle in nontraffic accident POA
- V72.1 Passenger on bus injured in collision with two- or three-wheeled motor vehicle in nontraffic accident POA
- V72.2 Person on outside of bus injured in collision with two- or three-wheeled motor vehicle in nontraffic accident POA
- V72.3 Unspecified occupant of bus injured in collision with two- or three-wheeled motor vehicle in nontraffic accident POA
- V72.4 Person boarding or alighting from bus injured in collision with two- or three-wheeled motor vehicle POA
- V72.5 Driver of bus injured in collision with two- or three-wheeled motor vehicle in traffic accident POA
- V72.6 Passenger on bus injured in collision with two- or three-wheeled motor vehicle in traffic accident POA
- V72.7 Person on outside of bus injured in collision with two- or three-wheeled motor vehicle in traffic accident POA
- V72.9 Unspecified occupant of bus injured in collision with two- or three-wheeled motor vehicle in traffic accident POA

4th V73 Bus occupant injured in collision with car, pick-up truck or van

The appropriate 7th character is to be added to each code from category V73

A = initial encounter

D = subsequent encounter

S = sequela

- 7th V73.0 Driver of bus injured in collision with car, pick-up truck or van in nontraffic accident POA
- 7th V73.1 Passenger on bus injured in collision with car, pick-up truck or van in nontraffic accident POA
- 7th V73.2 Person on outside of bus injured in collision with car, pick-up truck or van in nontraffic accident POA
- 7th V73.3 Unspecified occupant of bus injured in collision with car, pick-up truck or van in nontraffic accident POA
- 7th V73.4 Person boarding or alighting from bus injured in collision with car, pick-up truck or van POA
- 7th V73.5 Driver of bus injured in collision with car, pick-up truck or van in traffic accident POA
- 7th V73.6 Passenger on bus injured in collision with car, pick-up truck or van in traffic accident POA
- 7th V73.7 Person on outside of bus injured in collision with car, pick-up truck or van in traffic accident POA
- 7th V73.9 Unspecified occupant of bus injured in collision with car, pick-up truck or van in traffic accident POA

4th V74 Bus occupant injured in collision with heavy transport vehicle or bus

EXCLUDES1 *bus occupant injured in collision with military vehicle (V79.81)*

The appropriate 7th character is to be added to each code from category V74

A = initial encounter

D = subsequent encounter

S = sequela

- 7th V74.0 Driver of bus injured in collision with heavy transport vehicle or bus in nontraffic accident POA
- 7th V74.1 Passenger on bus injured in collision with heavy transport vehicle or bus in nontraffic accident POA
- 7th V74.2 Person on outside of bus injured in collision with heavy transport vehicle or bus in nontraffic accident POA
- 7th V74.3 Unspecified occupant of bus injured in collision with heavy transport vehicle or bus in nontraffic accident POA
- 7th V74.4 Person boarding or alighting from bus injured in collision with heavy transport vehicle or bus POA
- 7th V74.5 Driver of bus injured in collision with heavy transport vehicle or bus in traffic accident POA
- 7th V74.6 Passenger on bus injured in collision with heavy transport vehicle or bus in traffic accident POA
- 7th V74.7 Person on outside of bus injured in collision with heavy transport vehicle or bus in traffic accident POA
- 7th V74.9 Unspecified occupant of bus injured in collision with heavy transport vehicle or bus in traffic accident POA

4th V75 Bus occupant injured in collision with railway train or railway vehicle

The appropriate 7th character is to be added to each code from category V75

A = initial encounter

D = subsequent encounter

S = sequela

- 7th V75.0 Driver of bus injured in collision with railway train or railway vehicle in nontraffic accident POA
- 7th V75.1 Passenger on bus injured in collision with railway train or railway vehicle in nontraffic accident POA
- 7th V75.2 Person on outside of bus injured in collision with railway train or railway vehicle in nontraffic accident POA
- 7th V75.3 Unspecified occupant of bus injured in collision with railway train or railway vehicle in nontraffic accident POA
- 7th V75.4 Person boarding or alighting from bus injured in collision with railway train or railway vehicle POA
- 7th V75.5 Driver of bus injured in collision with railway train or railway vehicle in traffic accident POA
- 7th V75.6 Passenger on bus injured in collision with railway train or railway vehicle in traffic accident POA
- 7th V75.7 Person on outside of bus injured in collision with railway train or railway vehicle in traffic accident POA
- 7th V75.9 Unspecified occupant of bus injured in collision with railway train or railway vehicle in traffic accident POA

4th V76 Bus occupant injured in collision with other nonmotor vehicle

INCLUDES *collision with animal-drawn vehicle, animal being ridden, streetcar*

The appropriate 7th character is to be added to each code from category V76

A = initial encounter

D = subsequent encounter

S = sequela

- 7th V76.0 Driver of bus injured in collision with other nonmotor vehicle in nontraffic accident POA
- 7th V76.1 Passenger on bus injured in collision with other nonmotor vehicle in nontraffic accident POA
- 7th V76.2 Person on outside of bus injured in collision with other nonmotor vehicle in nontraffic accident POA
- 7th V76.3 Unspecified occupant of bus injured in collision with other nonmotor vehicle in nontraffic accident POA
- 7th V76.4 Person boarding or alighting from bus injured in collision with other nonmotor vehicle POA
- 7th V76.5 Driver of bus injured in collision with other nonmotor vehicle in traffic accident POA
- 7th V76.6 Passenger on bus injured in collision with other nonmotor vehicle in traffic accident POA
- 7th V76.7 Person on outside of bus injured in collision with other nonmotor vehicle in traffic accident POA
- 7th V76.9 Unspecified occupant of bus injured in collision with other nonmotor vehicle in traffic accident POA

4th V77 Bus occupant injured in collision with fixed or stationary object

The appropriate 7th character is to be added to each code from category V77

A = initial encounter

D = subsequent encounter

S = sequela

- x7th V77.0 Driver of bus injured in collision with fixed or stationary object in nontraffic accident POA
- x7th V77.1 Passenger on bus injured in collision with fixed or stationary object in nontraffic accident POA
- x7th V77.2 Person on outside of bus injured in collision with fixed or stationary object in nontraffic accident POA
- x7th V77.3 Unspecified occupant of bus injured in collision with fixed or stationary object in nontraffic accident POA
- x7th V77.4 Person boarding or alighting from bus injured in collision with fixed or stationary object POA
- x7th V77.5 Driver of bus injured in collision with fixed or stationary object in traffic accident POA
- x7th V77.6 Passenger on bus injured in collision with fixed or stationary object in traffic accident POA
- x7th V77.7 Person on outside of bus injured in collision with fixed or stationary object in traffic accident POA
- x7th V77.9 Unspecified occupant of bus injured in collision with fixed or stationary object in traffic accident POA

4th V78 Bus occupant injured in noncollision transport accident

INCLUDES *overturning bus NOS*

overturning bus without collision

The appropriate 7th character is to be added to each code from category V78

A = initial encounter

D = subsequent encounter

S = sequela

- x7th V78.0 Driver of bus injured in noncollision transport accident in nontraffic accident POA
- x7th V78.1 Passenger on bus injured in noncollision transport accident in nontraffic accident POA
- x7th V78.2 Person on outside of bus injured in noncollision transport accident in nontraffic accident POA
- x7th V78.3 Unspecified occupant of bus injured in noncollision transport accident in nontraffic accident POA
- x7th V78.4 Person boarding or alighting from bus injured in noncollision transport accident POA
- x7th V78.5 Driver of bus injured in noncollision transport accident in traffic accident POA
- x7th V78.6 Passenger on bus injured in noncollision transport accident in traffic accident POA
- x7th V78.7 Person on outside of bus injured in noncollision transport accident in traffic accident POA
- x7th V78.9 Unspecified occupant of bus injured in noncollision transport accident in traffic accident POA

4th V79 Bus occupant injured in other and unspecified transport accidents

The appropriate 7th character is to be added to each code from category V79

A = initial encounter

D = subsequent encounter

S = sequela

5th V79.0 Driver of bus injured in collision with other and unspecified motor vehicles in nontraffic accident

x7th V79.00 Driver of bus injured in collision with unspecified motor vehicles in nontraffic accident POA

x7th V79.09 Driver of bus injured in collision with other motor vehicles in nontraffic accident POA

5th V79.1 Passenger on bus injured in collision with other and unspecified motor vehicles in nontraffic accident

x7th V79.10 Passenger on bus injured in collision with unspecified motor vehicles in nontraffic accident POA

x7th V79.19 Passenger on bus injured in collision with other motor vehicles in nontraffic accident POA

5th V79.2 Unspecified bus occupant injured in collision with other and unspecified motor vehicles in nontraffic accident

x7th V79.20 Unspecified bus occupant injured in collision with unspecified motor vehicles in nontraffic accident POA

Bus collision NOS, nontraffic

x7th V79.29 Unspecified bus occupant injured in collision with other motor vehicles in nontraffic accident POA

x7th V79.3 Bus occupant (driver) (passenger) injured in unspecified nontraffic accident POA

Bus accident NOS, nontraffic

Bus occupant injured in nontraffic accident NOS

5th V79.4 Driver of bus injured in collision with other and unspecified motor vehicles in traffic accident

x7th V79.40 Driver of bus injured in collision with unspecified motor vehicles in traffic accident POA

x7th V79.49 Driver of bus injured in collision with other motor vehicles in traffic accident POA

5th V79.5 Passenger on bus injured in collision with other and unspecified motor vehicles in traffic accident

x7th V79.50 Passenger on bus injured in collision with unspecified motor vehicles in traffic accident POA

x7th V79.59 Passenger on bus injured in collision with other motor vehicles in traffic accident POA

5th V79.6 Unspecified bus occupant injured in collision with other and unspecified motor vehicles in traffic accident

x7th V79.60 Unspecified bus occupant injured in collision with unspecified motor vehicles in traffic accident POA

Bus collision NOS (traffic)

x7th V79.69 Unspecified bus occupant injured in collision with other motor vehicles in traffic accident POA

5th V79.8 Bus occupant (driver) (passenger) injured in other specified transport accidents

x7th V79.81 Bus occupant (driver) (passenger) injured in transport accidents with military vehicle POA

x7th V79.88 Bus occupant (driver) (passenger) injured in other specified transport accidents POA

x7th V79.9 Bus occupant (driver) (passenger) injured in unspecified traffic accident POA

Bus accident NOS

Other land transport accidents (V80-V89)

4th V80 Animal-rider or occupant of animal-drawn vehicle injured in transport accident

The appropriate 7th character is to be added to each code from category V80

A = initial encounter

D = subsequent encounter

S = sequela

5th V80.0 Animal-rider or occupant of animal drawn vehicle injured by fall from or being thrown from animal or animal-drawn vehicle in noncollision accident

6th V80.01 Animal-rider injured by fall from or being thrown from animal in noncollision accident

7th V80.010 Animal-rider injured by fall from or being thrown from horse in noncollision accident POA

7th V80.018 Animal-rider injured by fall from or being thrown from other animal in noncollision accident POA

x7th V80.02 Occupant of animal-drawn vehicle injured by fall from or being thrown from animal-drawn vehicle in noncollision accident POA

Overturning animal-drawn vehicle NOS

Overturning animal-drawn vehicle without collision

5th V80.1 Animal-rider or occupant of animal-drawn vehicle injured in collision with pedestrian or animal

EXCLUDES1 *animal-rider or animal-drawn vehicle collision with animal-drawn vehicle or animal being ridden (V80.7)*

x7th V80.11 Animal-rider injured in collision with pedestrian or animal POA

x7th V80.12 Occupant of animal-drawn vehicle injured in collision with pedestrian or animal POA

5th V80.2 Animal-rider or occupant of animal-drawn vehicle injured in collision with pedal cycle

x7th V80.21 Animal-rider injured in collision with pedal cycle POA

x7th V80.22 Occupant of animal-drawn vehicle injured in collision with pedal cycle POA

5th V80.3 Animal-rider or occupant of animal-drawn vehicle injured in collision with two- or three-wheeled motor vehicle

x7th V80.31 Animal-rider injured in collision with two- or three-wheeled motor vehicle POA

x7th V80.32 Occupant of animal-drawn vehicle injured in collision with two- or three-wheeled motor vehicle POA

- 5th V80.4 Animal-rider or occupant of animal-drawn vehicle injured in collision with car, pick-up truck, van, heavy transport vehicle or bus
  - EXCLUDES1 *animal-rider injured in collision with military vehicle (V80.910)*
    occupant of animal-drawn vehicle injured in collision with military vehicle (V80.920)
  - x7th V80.41 Animal-rider injured in collision with car, pick-up truck, van, heavy transport vehicle or bus POA
  - x7th V80.42 Occupant of animal-drawn vehicle injured in collision with car, pick-up truck, van, heavy transport vehicle or bus POA
- 5th V80.5 Animal-rider or occupant of animal-drawn vehicle injured in collision with other specified motor vehicle
  - x7th V80.51 Animal-rider injured in collision with other specified motor vehicle POA
  - x7th V80.52 Occupant of animal-drawn vehicle injured in collision with other specified motor vehicle POA
- 5th V80.6 Animal-rider or occupant of animal-drawn vehicle injured in collision with railway train or railway vehicle
  - x7th V80.61 Animal-rider injured in collision with railway train or railway vehicle POA
  - x7th V80.62 Occupant of animal-drawn vehicle injured in collision with railway train or railway vehicle POA
- 5th V80.7 Animal-rider or occupant of animal-drawn vehicle injured in collision with other nonmotor vehicles
  - 6th V80.71 Animal-rider or occupant of animal-drawn vehicle injured in collision with animal being ridden
    - 7th V80.710 Animal-rider injured in collision with other animal being ridden POA
    - 7th V80.711 Occupant of animal-drawn vehicle injured in collision with animal being ridden POA
  - 6th V80.72 Animal-rider or occupant of animal-drawn vehicle injured in collision with other animal-drawn vehicle
    - 7th V80.720 Animal-rider injured in collision with animal-drawn vehicle POA
    - 7th V80.721 Occupant of animal-drawn vehicle injured in collision with other animal-drawn vehicle POA
  - 6th V80.73 Animal-rider or occupant of animal-drawn vehicle injured in collision with streetcar
    - 7th V80.730 Animal-rider injured in collision with streetcar POA
    - 7th V80.731 Occupant of animal-drawn vehicle injured in collision with streetcar POA
  - 6th V80.79 Animal-rider or occupant of animal-drawn vehicle injured in collision with other nonmotor vehicles
    - 7th V80.790 Animal-rider injured in collision with other nonmotor vehicles POA
    - 7th V80.791 Occupant of animal-drawn vehicle injured in collision with other nonmotor vehicles POA

- 5th V80.8 Animal-rider or occupant of animal-drawn vehicle injured in collision with fixed or stationary object
  - x7th V80.81 Animal-rider injured in collision with fixed or stationary object POA
  - x7th V80.82 Occupant of animal-drawn vehicle injured in collision with fixed or stationary object POA
- 5th V80.9 Animal-rider or occupant of animal-drawn vehicle injured in other and unspecified transport accidents
  - 6th V80.91 Animal-rider injured in other and unspecified transport accidents
    - 7th V80.910 Animal-rider injured in transport accident with military vehicle POA
    - 7th V80.918 Animal-rider injured in other transport accident POA
    - 7th V80.919 Animal-rider injured in unspecified transport accident POA

      Animal rider accident NOS
  - 6th V80.92 Occupant of animal-drawn vehicle injured in other and unspecified transport accidents
    - 7th V80.920 Occupant of animal-drawn vehicle injured in transport accident with military vehicle POA
    - 7th V80.928 Occupant of animal-drawn vehicle injured in other transport accident POA
    - 7th V80.929 Occupant of animal-drawn vehicle injured in unspecified transport accident POA

4th **V81 Occupant of railway train or railway vehicle injured in transport accident**

INCLUDES *derailment of railway train or railway vehicle*
person on outside of train

EXCLUDES1 *streetcar (V82.-)*

The appropriate 7th character is to be added to each code from category V81

A = initial encounter
D = subsequent encounter
S = sequela

x7th **V81.0 Occupant of railway train or railway vehicle injured in collision with motor vehicle in nontraffic accident** POA

EXCLUDES1 *Occupant of railway train or railway vehicle injured due to collision with military vehicle (V81.83)*

x7th **V81.1 Occupant of railway train or railway vehicle injured in collision with motor vehicle in traffic accident** POA

EXCLUDES1 *Occupant of railway train or railway vehicle injured due to collision with military vehicle (V81.83)*

x7th **V81.2 Occupant of railway train or railway vehicle injured in collision with or hit by rolling stock** POA

x7th **V81.3 Occupant of railway train or railway vehicle injured in collision with other object** POA

Railway collision NOS

x7th **V81.4 Person injured while boarding or alighting from railway train or railway vehicle** POA

x7th **V81.5 Occupant of railway train or railway vehicle injured by fall in railway train or railway vehicle** POA

x7th **V81.6 Occupant of railway train or railway vehicle injured by fall from railway train or railway vehicle** POA

x7th **V81.7 Occupant of railway train or railway vehicle injured in derailment without antecedent collision** POA

5th **V81.8 Occupant of railway train or railway vehicle injured in other specified railway accidents**

x7th **V81.81 Occupant of railway train or railway vehicle injured due to explosion or fire on train** POA

x7th **V81.82 Occupant of railway train or railway vehicle injured due to object falling onto train** POA

Occupant of railway train or railway vehicle injured due to falling earth onto train
Occupant of railway train or railway vehicle injured due to falling rocks onto train
Occupant of railway train or railway vehicle injured due to falling snow onto train
Occupant of railway train or railway vehicle injured due to falling trees onto train

x7th **V81.83 Occupant of railway train or railway vehicle injured due to collision with military vehicle** POA

x7th **V81.89 Occupant of railway train or railway vehicle injured due to other specified railway accident** POA

x7th **V81.9 Occupant of railway train or railway vehicle injured in unspecified railway accident** POA

Railway accident NOS

4th V82 **Occupant of powered streetcar injured in transport accident**

INCLUDES *interurban electric car*
person on outside of streetcar
tram (car)
trolley (car)

EXCLUDES1 *bus (V70-V79)*
motorcoach (V70-V79)
nonpowered streetcar (V76.-)
train (V81.-)

The appropriate 7th character is to be added to each code from category V82

A = initial encounter
D = subsequent encounter
S = sequela

7th V82.0 **Occupant of streetcar injured in collision with motor vehicle in nontraffic accident** POA

7th V82.1 **Occupant of streetcar injured in collision with motor vehicle in traffic accident** POA

7th V82.2 **Occupant of streetcar injured in collision with or hit by rolling stock** POA

7th V82.3 **Occupant of streetcar injured in collision with other object** POA

EXCLUDES1 *collision with animal-drawn vehicle or animal being ridden (V82.8)*

7th V82.4 **Person injured while boarding or alighting from streetcar** POA

7th V82.5 **Occupant of streetcar injured by fall in streetcar** POA

EXCLUDES1 *fall in streetcar:*
while boarding or alighting (V82.4)
with antecedent collision (V82.0-V82.3)

7th V82.6 **Occupant of streetcar injured by fall from streetcar** POA

EXCLUDES1 *fall from streetcar:*
while boarding or alighting (V82.4)
with antecedent collision (V82.0-V82.3)

7th V82.7 **Occupant of streetcar injured in derailment without antecedent collision** POA

EXCLUDES1 *occupant of streetcar injured in derailment with antecedent collision (V82.0-V82.3)*

7th V82.8 **Occupant of streetcar injured in other specified transport accidents** POA

Streetcar collision with military vehicle
Streetcar collision with train or nonmotor vehicles

7th V82.9 **Occupant of streetcar injured in unspecified traffic accident** POA

Streetcar accident NOS

4th V83 **Occupant of special vehicle mainly used on industrial premises injured in transport accident**

INCLUDES *battery-powered airport passenger vehicle*
battery-powered truck (baggage) (mail)
coal-car in mine
forklift (truck)
logging car
self-propelled industrial truck
station baggage truck (powered)
tram, truck, or tub (powered) in mine or quarry

EXCLUDES1 *special construction vehicles (V85.-)*
special industrial vehicle in stationary use or maintenance (W31.-)

The appropriate 7th character is to be added to each code from category V83

A = initial encounter
D = subsequent encounter
S = sequela

7th V83.0 **Driver of special industrial vehicle injured in traffic accident** POA
7th V83.1 **Passenger of special industrial vehicle injured in traffic accident** POA
7th V83.2 **Person on outside of special industrial vehicle injured in traffic accident** POA
7th V83.3 **Unspecified occupant of special industrial vehicle injured in traffic accident** POA
7th V83.4 **Person injured while boarding or alighting from special industrial vehicle** POA
7th V83.5 **Driver of special industrial vehicle injured in nontraffic accident** POA
7th V83.6 **Passenger of special industrial vehicle injured in nontraffic accident** POA
7th V83.7 **Person on outside of special industrial vehicle injured in nontraffic accident** POA
7th V83.9 **Unspecified occupant of special industrial vehicle injured in nontraffic accident** POA

Special-industrial-vehicle accident NOS

4th V84 **Occupant of special vehicle mainly used in agriculture injured in transport accident**

INCLUDES *self-propelled farm machinery*
tractor (and trailer)

EXCLUDES1 *animal-powered farm machinery accident (W30.8-)*
contact with combine harvester (W30.0)
special agricultural vehicle in stationary use or maintenance (W30.-)

The appropriate 7th character is to be added to each code from category V84

A = initial encounter
D = subsequent encounter
S = sequela

- x7th V84.0 **Driver of special agricultural vehicle injured in traffic accident** POA
- x7th V84.1 **Passenger of special agricultural vehicle injured in traffic accident** POA
- x7th V84.2 **Person on outside of special agricultural vehicle injured in traffic accident** POA
- x7th V84.3 **Unspecified occupant of special agricultural vehicle injured in traffic accident** POA
- x7th V84.4 **Person injured while boarding or alighting from special agricultural vehicle** POA
- x7th V84.5 **Driver of special agricultural vehicle injured in nontraffic accident** POA
- x7th V84.6 **Passenger of special agricultural vehicle injured in nontraffic accident** POA
- x7th V84.7 **Person on outside of special agricultural vehicle injured in nontraffic accident** POA
- x7th V84.9 **Unspecified occupant of special agricultural vehicle injured in nontraffic accident** POA

  Special-agricultural vehicle accident NOS

4th V85 **Occupant of special construction vehicle injured in transport accident**

INCLUDES *bulldozer*
digger
dump truck
earth-leveller
mechanical shovel
road-roller

EXCLUDES1 *special industrial vehicle (V83.-)*
special construction vehicle in stationary use or maintenance (W31.-)

The appropriate 7th character is to be added to each code from category V85

A = initial encounter
D = subsequent encounter
S = sequela

x7th V85.0 **Driver of special construction vehicle injured in traffic accident** POA

x7th V85.1 **Passenger of special construction vehicle injured in traffic accident** POA

x7th V85.2 **Person on outside of special construction vehicle injured in traffic accident** POA

x7th V85.3 **Unspecified occupant of special construction vehicle injured in traffic accident** POA

x7th V85.4 **Person injured while boarding or alighting from special construction vehicle** POA

x7th V85.5 **Driver of special construction vehicle injured in nontraffic accident** POA

x7th V85.6 **Passenger of special construction vehicle injured in nontraffic accident** POA

x7th V85.7 **Person on outside of special construction vehicle injured in nontraffic accident** POA

x7th V85.9 **Unspecified occupant of special construction vehicle injured in nontraffic accident** POA

Special-construction-vehicle accident NOS

4th V86 Occupant of special all-terrain or other off-road motor vehicle, injured in transport accident

EXCLUDES1 *special all-terrain vehicle in stationary use or maintenance (W31.-)*

sport-utility vehicle (V50-V59)

three-wheeled motor vehicle designed for on-road use (V30-V39)

The appropriate 7th character is to be added to each code from category V86

A = initial encounter

D = subsequent encounter

S = sequela

5th V86.0 Driver of special all-terrain or other off-road motor vehicle injured in traffic accident

- 7th V86.01 Driver of ambulance or fire engine injured in traffic accident POA
- 7th V86.02 Driver of snowmobile injured in traffic accident POA
- 7th V86.03 Driver of dune buggy injured in traffic accident POA
- 7th V86.04 Driver of military vehicle injured in traffic accident POA
- 7th V86.05 Driver of 3- or 4- wheeled all-terrain vehicle (ATV) injured in traffic accident POA
- 7th V86.06 Driver of dirt bike or motor/cross bike injured in traffic accident POA
- 7th V86.09 Driver of other special all-terrain or other off-road motor vehicle injured in traffic accident POA

  Driver of go cart injured in traffic accident

  Driver of golf cart injured in traffic accident

- 5th V86.1 Passenger of special all-terrain or other off-road motor vehicle injured in traffic accident
  - 7th V86.11 Passenger of ambulance or fire engine injured in traffic accident POA
  - 7th V86.12 Passenger of snowmobile injured in traffic accident POA
  - 7th V86.13 Passenger of dune buggy injured in traffic accident POA
  - 7th V86.14 Passenger of military vehicle injured in traffic accident POA
  - 7th V86.15 Passenger of 3- or 4- wheeled all-terrain vehicle (ATV) injured in traffic accident POA
  - 7th V86.16 Passenger of dirt bike or motor/cross bike injured in traffic accident POA
  - 7th V86.19 Passenger of other special all-terrain or other off-road motor vehicle injured in traffic accident POA
    - Passenger of go cart injured in traffic accident
    - Passenger of golf cart injured in traffic accident
- 5th V86.2 Person on outside of special all-terrain or other off-road motor vehicle injured in traffic accident
  - 7th V86.21 Person on outside of ambulance or fire engine injured in traffic accident POA
  - 7th V86.22 Person on outside of snowmobile injured in traffic accident POA
  - 7th V86.23 Person on outside of dune buggy injured in traffic accident POA
  - 7th V86.24 Person on outside of military vehicle injured in traffic accident POA
  - 7th V86.25 Person on outside of 3- or 4- wheeled all-terrain vehicle (ATV) injured in traffic accident POA
  - 7th V86.26 Person on outside of dirt bike or motor/cross bike injured in traffic accident POA
  - 7th V86.29 Person on outside of other special all-terrain or other off-road motor vehicle injured in traffic accident POA
    - Person on outside of go cart in traffic accident
    - Person on outside of golf cart injured in traffic accident

5th V86.3 Unspecified occupant of special all-terrain or other off-road motor vehicle injured in traffic accident

- 7th V86.31 Unspecified occupant of ambulance or fire engine injured in traffic accident POA
- 7th V86.32 Unspecified occupant of snowmobile injured in traffic accident POA
- 7th V86.33 Unspecified occupant of dune buggy injured in traffic accident POA
- 7th V86.34 Unspecified occupant of military vehicle injured in traffic accident POA
- 7th V86.35 Unspecified occupant of 3- or 4- wheeled all-terrain vehicle (ATV) injured in traffic accident POA
- 7th V86.36 Unspecified occupant of dirt bike or motor/cross bike injured in traffic accident POA
- 7th V86.39 Unspecified occupant of other special all-terrain or other off-road motor vehicle injured in traffic accident POA
  - Unspecified occupant of go cart injured in traffic accident
  - Unspecified occupant of golf cart injured in traffic accident

5th V86.4 Person injured while boarding or alighting from special all-terrain or other off-road motor vehicle

- 7th V86.41 Person injured while boarding or alighting from ambulance or fire engine POA
- 7th V86.42 Person injured while boarding or alighting from snowmobile POA
- 7th V86.43 Person injured while boarding or alighting from dune buggy POA
- 7th V86.44 Person injured while boarding or alighting from military vehicle POA
- 7th V86.45 Person injured while boarding or alighting from a 3- or 4- wheeled all-terrain vehicle (ATV) POA
- 7th V86.46 Person injured while boarding or alighting from a dirt bike or motor/cross bike POA
- 7th V86.49 Person injured while boarding or alighting from other special all-terrain or other off-road motor vehicle POA
  - Person injured while boarding or alighting from go cart
  - Person injured while boarding or alighting from golf cart

- 5th V86.5 Driver of special all-terrain or other off-road motor vehicle injured in nontraffic accident
  - 7th V86.51 Driver of ambulance or fire engine injured in nontraffic accident POA
  - 7th V86.52 Driver of snowmobile injured in nontraffic accident POA
  - 7th V86.53 Driver of dune buggy injured in nontraffic accident POA
  - 7th V86.54 Driver of military vehicle injured in nontraffic accident POA
  - 7th V86.55 Driver of 3- or 4- wheeled all-terrain vehicle (ATV) injured in nontraffic accident POA
  - 7th V86.56 Driver of dirt bike or motor/cross bike injured in nontraffic accident POA
  - 7th V86.59 Driver of other special all-terrain or other off-road motor vehicle injured in nontraffic accident POA
    - Driver of go cart injured in nontraffic accident
    - Driver of golf cart injured in nontraffic accident
- 5th V86.6 Passenger of special all-terrain or other off-road motor vehicle injured in nontraffic accident
  - 7th V86.61 Passenger of ambulance or fire engine injured in nontraffic accident POA
  - 7th V86.62 Passenger of snowmobile injured in nontraffic accident POA
  - 7th V86.63 Passenger of dune buggy injured in nontraffic accident POA
  - 7th V86.64 Passenger of military vehicle injured in nontraffic accident POA
  - 7th V86.65 Passenger of 3- or 4- wheeled all-terrain vehicle (ATV) injured in nontraffic accident POA
  - 7th V86.66 Passenger of dirt bike or motor/cross bike injured in nontraffic accident POA
  - 7th V86.69 Passenger of other special all-terrain or other off-road motor vehicle injured in nontraffic accident POA
    - Passenger of go cart injured in nontraffic accident
    - Passenger of golf cart injured in nontraffic accident

5th V86.7 Person on outside of special all-terrain or other off-road motor vehicle injured in nontraffic accident

- 7th V86.71 Person on outside of ambulance or fire engine injured in nontraffic accident POA
- 7th V86.72 Person on outside of snowmobile injured in nontraffic accident POA
- 7th V86.73 Person on outside of dune buggy injured in nontraffic accident POA
- 7th V86.74 Person on outside of military vehicle injured in nontraffic accident POA
- 7th V86.75 Person on outside of 3- or 4- wheeled all-terrain vehicle (ATV) injured in nontraffic accident POA
- 7th V86.76 Person on outside of dirt bike or motor/cross bike injured in nontraffic accident POA
- 7th V86.79 Person on outside of other special all-terrain or other off-road motor vehicles injured in nontraffic accident POA
  - Person on outside of go cart injured in nontraffic accident
  - Person on outside of golf cart injured in nontraffic accident

5th V86.9 Unspecified occupant of special all-terrain or other off-road motor vehicle injured in nontraffic accident

- 7th V86.91 Unspecified occupant of ambulance or fire engine injured in nontraffic accident POA
- 7th V86.92 Unspecified occupant of snowmobile injured in nontraffic accident POA
- 7th V86.93 Unspecified occupant of dune buggy injured in nontraffic accident POA
- 7th V86.94 Unspecified occupant of military vehicle injured in nontraffic accident POA
- 7th V86.95 Unspecified occupant of 3- or 4- wheeled all-terrain vehicle (ATV) injured in nontraffic accident POA
- 7th V86.96 Unspecified occupant of dirt bike or motor/cross bike injured in nontraffic accident POA
- 7th V86.99 Unspecified occupant of other special all-terrain or other off-road motor vehicle injured in nontraffic accident POA
  - Off-road motor-vehicle accident NOS
  - Other motor-vehicle accident NOS
  - Unspecified occupant of go cart injured in nontraffic accident
  - Unspecified occupant of golf cart injured in nontraffic accident

4th V87 Traffic accident of specified type but victim's mode of transport unknown

EXCLUDES1 *collision involving:*

pedal cycle (V10-V19)

pedestrian (V01-V09)

The appropriate 7th character is to be added to each code from category V87

A = initial encounter

D = subsequent encounter

S = sequela

- x7th V87.0 Person injured in collision between car and two- or three-wheeled powered vehicle (traffic) POA
- x7th V87.1 Person injured in collision between other motor vehicle and two- or three-wheeled motor vehicle (traffic) POA
- x7th V87.2 Person injured in collision between car and pick-up truck or van (traffic) POA
- x7th V87.3 Person injured in collision between car and bus (traffic) POA
- x7th V87.4 Person injured in collision between car and heavy transport vehicle (traffic) POA
- x7th V87.5 Person injured in collision between heavy transport vehicle and bus (traffic) POA
- x7th V87.6 Person injured in collision between railway train or railway vehicle and car (traffic) POA
- x7th V87.7 Person injured in collision between other specified motor vehicles (traffic) POA
- x7th V87.8 Person injured in other specified noncollision transport accidents involving motor vehicle (traffic) POA
- x7th V87.9 Person injured in other specified (collision)(noncollision) transport accidents involving nonmotor vehicle (traffic) POA

4th V88 Nontraffic accident of specified type but victim's mode of transport unknown

EXCLUDES1 *collision involving:*

pedal cycle (V10-V19)

pedestrian (V01-V09)

The appropriate 7th character is to be added to each code from category V88

A = initial encounter

D = subsequent encounter

S = sequela

- 7th V88.0 Person injured in collision between car and two- or three-wheeled motor vehicle, nontraffic POA
- 7th V88.1 Person injured in collision between other motor vehicle and two- or three-wheeled motor vehicle, nontraffic POA
- 7th V88.2 Person injured in collision between car and pick-up truck or van, nontraffic POA
- 7th V88.3 Person injured in collision between car and bus, nontraffic POA
- 7th V88.4 Person injured in collision between car and heavy transport vehicle, nontraffic POA
- 7th V88.5 Person injured in collision between heavy transport vehicle and bus, nontraffic POA
- 7th V88.6 Person injured in collision between railway train or railway vehicle and car, nontraffic POA
- 7th V88.7 Person injured in collision between other specified motor vehicle, nontraffic POA
- 7th V88.8 Person injured in other specified noncollision transport accidents involving motor vehicle, nontraffic POA
- 7th V88.9 Person injured in other specified (collision)(noncollision) transport accidents involving nonmotor vehicle, nontraffic POA

4th V89 **Motor- or nonmotor-vehicle accident, type of vehicle unspecified**

The appropriate 7th character is to be added to each code from category V89

A = initial encounter

D = subsequent encounter

S = sequela

x7th V89.0 **Person injured in unspecified motor-vehicle accident, nontraffic** POA

Motor-vehicle accident NOS, nontraffic

x7th V89.1 **Person injured in unspecified nonmotor-vehicle accident, nontraffic** POA

Nonmotor-vehicle accident NOS (nontraffic)

x7th V89.2 **Person injured in unspecified motor-vehicle accident, traffic** POA

Motor-vehicle accident [MVA] NOS

Road (traffic) accident [RTA] NOS

x7th V89.3 **Person injured in unspecified nonmotor-vehicle accident, traffic** POA

Nonmotor-vehicle traffic accident NOS

x7th V89.9 **Person injured in unspecified vehicle accident** POA

Collision NOS

Water transport accidents (V90-V94)

4th V90 **Drowning and submersion due to accident to watercraft**

EXCLUDES1 *civilian water transport accident involving military watercraft (V94.81-)*
fall into water not from watercraft (W16.-)
military watercraft accident in military or war operations (Y36.0-, Y37.0-)
water-transport-related drowning or submersion without accident to watercraft (V92.-)

The appropriate 7th character is to be added to each code from category V90

A = initial encounter
D = subsequent encounter
S = sequela

5th V90.0 **Drowning and submersion due to watercraft overturning**

7th V90.00 **Drowning and submersion due to merchant ship overturning** POA
7th V90.01 **Drowning and submersion due to passenger ship overturning** POA
Drowning and submersion due to Ferry-boat overturning
Drowning and submersion due to Liner overturning
7th V90.02 **Drowning and submersion due to fishing boat overturning** POA
7th V90.03 **Drowning and submersion due to other powered watercraft overturning** POA
Drowning and submersion due to Hovercraft (on open water) overturning
Drowning and submersion due to Jet ski overturning
7th V90.04 **Drowning and submersion due to sailboat overturning** POA
7th V90.05 **Drowning and submersion due to canoe or kayak overturning** POA
7th V90.06 **Drowning and submersion due to (nonpowered) inflatable craft overturning** POA
7th V90.08 **Drowning and submersion due to other unpowered watercraft overturning** POA
Drowning and submersion due to windsurfer overturning
7th V90.09 **Drowning and submersion due to unspecified watercraft overturning** POA
Drowning and submersion due to boat NOS overturning
Drowning and submersion due to ship NOS overturning
Drowning and submersion due to watercraft NOS overturning

- V90.1 **Drowning and submersion due to watercraft sinking**
  - V90.10 **Drowning and submersion due to merchant ship sinking** POA
  - V90.11 **Drowning and submersion due to passenger ship sinking** POA
    - Drowning and submersion due to Ferry-boat sinking
    - Drowning and submersion due to Liner sinking
  - V90.12 **Drowning and submersion due to fishing boat sinking** POA
  - V90.13 **Drowning and submersion due to other powered watercraft sinking** POA
    - Drowning and submersion due to Hovercraft (on open water) sinking
    - Drowning and submersion due to Jet ski sinking
  - V90.14 **Drowning and submersion due to sailboat sinking** POA
  - V90.15 **Drowning and submersion due to canoe or kayak sinking** POA
  - V90.16 **Drowning and submersion due to (nonpowered) inflatable craft sinking** POA
  - V90.18 **Drowning and submersion due to other unpowered watercraft sinking** POA
  - V90.19 **Drowning and submersion due to unspecified watercraft sinking** POA
    - Drowning and submersion due to boat NOS sinking
    - Drowning and submersion due to ship NOS sinking
    - Drowning and submersion due to watercraft NOS sinking

- 5th V90.2 Drowning and submersion due to falling or jumping from burning watercraft
  - 7th V90.20 Drowning and submersion due to falling or jumping from burning merchant ship POA
  - 7th V90.21 Drowning and submersion due to falling or jumping from burning passenger ship POA
    - Drowning and submersion due to falling or jumping from burning Ferry-boat
    - Drowning and submersion due to falling or jumping from burning Liner
  - 7th V90.22 Drowning and submersion due to falling or jumping from burning fishing boat POA
  - 7th V90.23 Drowning and submersion due to falling or jumping from other burning powered watercraft POA
    - Drowning and submersion due to falling and jumping from burning Hovercraft (on open water)
    - Drowning and submersion due to falling and jumping from burning Jet ski
  - 7th V90.24 Drowning and submersion due to falling or jumping from burning sailboat POA
  - 7th V90.25 Drowning and submersion due to falling or jumping from burning canoe or kayak POA
  - 7th V90.26 Drowning and submersion due to falling or jumping from burning (nonpowered) inflatable craft POA
  - 7th V90.27 Drowning and submersion due to falling or jumping from burning water-skis POA
  - 7th V90.28 Drowning and submersion due to falling or jumping from other burning unpowered watercraft POA
    - Drowning and submersion due to falling and jumping from burning surf-board
    - Drowning and submersion due to falling and jumping from burning windsurfer
  - 7th V90.29 Drowning and submersion due to falling or jumping from unspecified burning watercraft POA
    - Drowning and submersion due to falling or jumping from burning boat NOS
    - Drowning and submersion due to falling or jumping from burning ship NOS
    - Drowning and submersion due to falling or jumping from burning watercraft NOS

5th V90.3 Drowning and submersion due to falling or jumping from crushed watercraft

- x7th V90.30 Drowning and submersion due to falling or jumping from crushed merchant ship POA
- x7th V90.31 Drowning and submersion due to falling or jumping from crushed passenger ship POA
  - Drowning and submersion due to falling and jumping from crushed Ferry boat
  - Drowning and submersion due to falling and jumping from crushed Liner
- x7th V90.32 Drowning and submersion due to falling or jumping from crushed fishing boat POA
- x7th V90.33 Drowning and submersion due to falling or jumping from other crushed powered watercraft POA
  - Drowning and submersion due to falling and jumping from crushed Hovercraft
  - Drowning and submersion due to falling and jumping from crushed Jet ski
- x7th V90.34 Drowning and submersion due to falling or jumping from crushed sailboat POA
- x7th V90.35 Drowning and submersion due to falling or jumping from crushed canoe or kayak POA
- x7th V90.36 Drowning and submersion due to falling or jumping from crushed (nonpowered) inflatable craft POA
- x7th V90.37 Drowning and submersion due to falling or jumping from crushed water-skis POA
- x7th V90.38 Drowning and submersion due to falling or jumping from other crushed unpowered watercraft POA
  - Drowning and submersion due to falling and jumping from crushed surf-board
  - Drowning and submersion due to falling and jumping from crushed windsurfer
- x7th V90.39 Drowning and submersion due to falling or jumping from crushed unspecified watercraft POA
  - Drowning and submersion due to falling and jumping from crushed boat NOS
  - Drowning and submersion due to falling and jumping from crushed ship NOS
  - Drowning and submersion due to falling and jumping from crushed watercraft NOS

- 5th V90.8 Drowning and submersion due to other accident to watercraft
  - x7th V90.80 Drowning and submersion due to other accident to merchant ship POA
  - x7th V90.81 Drowning and submersion due to other accident to passenger ship POA
    - Drowning and submersion due to other accident to Ferry-boat
    - Drowning and submersion due to other accident to Liner
  - x7th V90.82 Drowning and submersion due to other accident to fishing boat POA
  - x7th V90.83 Drowning and submersion due to other accident to other powered watercraft POA
    - Drowning and submersion due to other accident to Hovercraft (on open water)
    - Drowning and submersion due to other accident to Jet ski
  - x7th V90.84 Drowning and submersion due to other accident to sailboat POA
  - x7th V90.85 Drowning and submersion due to other accident to canoe or kayak POA
  - x7th V90.86 Drowning and submersion due to other accident to (nonpowered) inflatable craft POA
  - x7th V90.87 Drowning and submersion due to other accident to water-skis POA
  - x7th V90.88 Drowning and submersion due to other accident to other unpowered watercraft POA
    - Drowning and submersion due to other accident to surf-board
    - Drowning and submersion due to other accident to windsurfer
  - x7th V90.89 Drowning and submersion due to other accident to unspecified watercraft POA
    - Drowning and submersion due to other accident to boat NOS
    - Drowning and submersion due to other accident to ship NOS
    - Drowning and submersion due to other accident to watercraft NOS

4th V91 **Other injury due to accident to watercraft**

INCLUDES *any injury except drowning and submersion as a result of an accident to watercraft*

EXCLUDES1 *civilian water transport accident involving military watercraft (V94.81-)*

military watercraft accident in military or war operations (Y36, Y37.-)

EXCLUDES2 *drowning and submersion due to accident to watercraft (V90.-)*

The appropriate 7th character is to be added to each code from category V91

A = initial encounter

D = subsequent encounter

S = sequela

5th V91.0 **Burn due to watercraft on fire**

EXCLUDES1 *burn from localized fire or explosion on board ship without accident to watercraft (V93.-)*

7th V91.00 **Burn due to merchant ship on fire** POA

7th V91.01 **Burn due to passenger ship on fire** POA

Burn due to Ferry-boat on fire

Burn due to Liner on fire

7th V91.02 **Burn due to fishing boat on fire** POA

7th V91.03 **Burn due to other powered watercraft on fire** POA

Burn due to Hovercraft (on open water) on fire

Burn due to Jet ski on fire

7th V91.04 **Burn due to sailboat on fire** POA

7th V91.05 **Burn due to canoe or kayak on fire** POA

7th V91.06 **Burn due to (nonpowered) inflatable craft on fire** POA

7th V91.07 **Burn due to water-skis on fire** POA

7th V91.08 **Burn due to other unpowered watercraft on fire** POA

7th V91.09 **Burn due to unspecified watercraft on fire** POA

Burn due to boat NOS on fire

Burn due to ship NOS on fire

Burn due to watercraft NOS on fire

5th V91.1 **Crushed between watercraft and other watercraft or other object due to collision**

Crushed by lifeboat after abandoning ship in a collision

NOTES select the specified type of watercraft that the victim was on at the time of the collision

7th V91.10 **Crushed between merchant ship and other watercraft or other object due to collision** POA

7th V91.11 **Crushed between passenger ship and other watercraft or other object due to collision** POA

Crushed between Ferry-boat and other watercraft or other object due to collision

Crushed between Liner and other watercraft or other object due to collision

7th V91.12 **Crushed between fishing boat and other watercraft or other object due to collision** POA

7th V91.13 **Crushed between other powered watercraft and other watercraft or other object due to collision** POA

Crushed between Hovercraft (on open water) and other watercraft or other object due to collision

Crushed between Jet ski and other watercraft or other object due to collision

7th V91.14 **Crushed between sailboat and other watercraft or other object due to collision** POA

7th V91.15 **Crushed between canoe or kayak and other watercraft or other object due to collision** POA

7th V91.16 **Crushed between (nonpowered) inflatable craft and other watercraft or other object due to collision** POA

7th V91.18 **Crushed between other unpowered watercraft and other watercraft or other object due to collision** POA

Crushed between surfboard and other watercraft or other object due to collision

Crushed between windsurfer and other watercraft or other object due to collision

7th V91.19 **Crushed between unspecified watercraft and other watercraft or other object due to collision** POA

Crushed between boat NOS and other watercraft or other object due to collision

Crushed between ship NOS and other watercraft or other object due to collision

Crushed between watercraft NOS and other watercraft or other object due to collision

5th V91.2 **Fall due to collision between watercraft and other watercraft or other object**

Fall while remaining on watercraft after collision

NOTES select the specified type of watercraft that the victim was on at the time of the collision

EXCLUDES1 *crushed between watercraft and other watercraft and other object due to collision (V91.1-)*

drowning and submersion due to falling from crushed watercraft (V90.3-)

x7th V91.20 **Fall due to collision between merchant ship and other watercraft or other object** POA

x7th V91.21 **Fall due to collision between passenger ship and other watercraft or other object** POA

Fall due to collision between Ferry-boat and other watercraft or other object

Fall due to collision between Liner and other watercraft or other object

x7th V91.22 **Fall due to collision between fishing boat and other watercraft or other object** POA

x7th V91.23 **Fall due to collision between other powered watercraft and other watercraft or other object** POA

Fall due to collision between Hovercraft (on open water) and other watercraft or other object

Fall due to collision between Jet ski and other watercraft or other object

x7th V91.24 **Fall due to collision between sailboat and other watercraft or other object** POA

x7th V91.25 **Fall due to collision between canoe or kayak and other watercraft or other object** POA

x7th V91.26 **Fall due to collision between (nonpowered) inflatable craft and other watercraft or other object** POA

x7th V91.29 **Fall due to collision between unspecified watercraft and other watercraft or other object** POA

Fall due to collision between boat NOS and other watercraft or other object

Fall due to collision between ship NOS and other watercraft or other object

Fall due to collision between watercraft NOS and other watercraft or other object

5th V91.3 **Hit or struck by falling object due to accident to watercraft**

Hit or struck by falling object (part of damaged watercraft or other object) after falling or jumping from damaged watercraft

EXCLUDES2 *drowning or submersion due to fall or jumping from damaged watercraft (V90.2-, V90.3-)*

7th V91.30 **Hit or struck by falling object due to accident to merchant ship** POA

7th V91.31 **Hit or struck by falling object due to accident to passenger ship** POA

Hit or struck by falling object due to accident to Ferry-boat

Hit or struck by falling object due to accident to Liner

7th V91.32 **Hit or struck by falling object due to accident to fishing boat** POA

7th V91.33 **Hit or struck by falling object due to accident to other powered watercraft** POA

Hit or struck by falling object due to accident to Hovercraft (on open water)

Hit or struck by falling object due to accident to Jet ski

7th V91.34 **Hit or struck by falling object due to accident to sailboat** POA

7th V91.35 **Hit or struck by falling object due to accident to canoe or kayak** POA

7th V91.36 **Hit or struck by falling object due to accident to (nonpowered) inflatable craft** POA

7th V91.37 **Hit or struck by falling object due to accident to water-skis** POA

Hit by water-skis after jumping off of waterskis

7th V91.38 **Hit or struck by falling object due to accident to other unpowered watercraft** POA

Hit or struck by surf-board after falling off damaged surf-board

Hit or struck by object after falling off damaged windsurfer

7th V91.39 **Hit or struck by falling object due to accident to unspecified watercraft** POA

Hit or struck by falling object due to accident to boat NOS

Hit or struck by falling object due to accident to ship NOS

Hit or struck by falling object due to accident to watercraft NOS

5th V91.8 Other injury due to other accident to watercraft

- 7th V91.80 Other injury due to other accident to merchant ship POA
- 7th V91.81 Other injury due to other accident to passenger ship POA
  - Other injury due to other accident to Ferry-boat
  - Other injury due to other accident to Liner
- 7th V91.82 Other injury due to other accident to fishing boat POA
- 7th V91.83 Other injury due to other accident to other powered watercraft POA
  - Other injury due to other accident to Hovercraft (on open water)
  - Other injury due to other accident to Jet ski
- 7th V91.84 Other injury due to other accident to sailboat POA
- 7th V91.85 Other injury due to other accident to canoe or kayak POA
- 7th V91.86 Other injury due to other accident to (nonpowered) inflatable craft POA
- 7th V91.87 Other injury due to other accident to water-skis POA
- 7th V91.88 Other injury due to other accident to other unpowered watercraft POA
  - Other injury due to other accident to surf-board
  - Other injury due to other accident to windsurfer
- 7th V91.89 Other injury due to other accident to unspecified watercraft POA
  - Other injury due to other accident to boat NOS
  - Other injury due to other accident to ship NOS
  - Other injury due to other accident to watercraft NOS

4th V92 **Drowning and submersion due to accident on board watercraft, without accident to watercraft**

EXCLUDES1 *civilian water transport accident involving military watercraft (V94.81-)*
drowning or submersion due to accident to watercraft (V90-V91)
drowning or submersion of diver who voluntarily jumps from boat not involved in an accident (W16.711, W16.721)
fall into water without watercraft (W16.-)
military watercraft accident in military or war operations (Y36, Y37)

The appropriate 7th character is to be added to each code from category V92

A = initial encounter
D = subsequent encounter
S = sequela

5th V92.0 **Drowning and submersion due to fall off watercraft**

Drowning and submersion due to fall from gangplank of watercraft
Drowning and submersion due to fall overboard watercraft

EXCLUDES2 *hitting head on object or bottom of body of water due to fall from watercraft (V94.0-)*

x7th V92.00 **Drowning and submersion due to fall off merchant ship** POA
x7th V92.01 **Drowning and submersion due to fall off passenger ship** POA
Drowning and submersion due to fall off Ferry-boat
Drowning and submersion due to fall off Liner
x7th V92.02 **Drowning and submersion due to fall off fishing boat** POA
x7th V92.03 **Drowning and submersion due to fall off other powered watercraft** POA
Drowning and submersion due to fall off Hovercraft (on open water)
Drowning and submersion due to fall off Jet ski
x7th V92.04 **Drowning and submersion due to fall off sailboat** POA
x7th V92.05 **Drowning and submersion due to fall off canoe or kayak** POA
x7th V92.06 **Drowning and submersion due to fall off (nonpowered) inflatable craft** POA
x7th V92.07 **Drowning and submersion due to fall off water-skis** POA

EXCLUDES1 *drowning and submersion due to falling off burning water-skis (V90.27)*
drowning and submersion due to falling off crushed water-skis (V90.37)
hit by boat while water-skiing NOS (V94.-)

7th V92.08 **Drowning and submersion due to fall off other unpowered watercraft** POA

Drowning and submersion due to fall off surf-board

Drowning and submersion due to fall off windsurfer

EXCLUDES1 *drowning and submersion due to fall off burning unpowered watercraft (V90.28)*

drowning and submersion due to fall off crushed unpowered watercraft (V90.38)

drowning and submersion due to fall off damaged unpowered watercraft (V90.88)

drowning and submersion due to rider of nonpowered watercraft being hit by other watercraft (V94.-)

other injury due to rider of nonpowered watercraft being hit by other watercraft (V94.-)

7th V92.09 **Drowning and submersion due to fall off unspecified watercraft** POA

Drowning and submersion due to fall off boat NOS

Drowning and submersion due to fall off ship

Drowning and submersion due to fall off watercraft NOS

5th V92.1 **Drowning and submersion due to being thrown overboard by motion of watercraft**

EXCLUDES1 *drowning and submersion due to fall off surf-board (V92.08)*

drowning and submersion due to fall off water-skis (V92.07)

drowning and submersion due to fall off windsurfer (V92.08)

7th V92.10 **Drowning and submersion due to being thrown overboard by motion of merchant ship** POA

7th V92.11 **Drowning and submersion due to being thrown overboard by motion of passenger ship** POA

Drowning and submersion due to being thrown overboard by motion of Ferry-boat

Drowning and submersion due to being thrown overboard by motion of Liner

7th V92.12 **Drowning and submersion due to being thrown overboard by motion of fishing boat** POA

7th V92.13 **Drowning and submersion due to being thrown overboard by motion of other powered watercraft** POA

Drowning and submersion due to being thrown overboard by motion of Hovercraft

7th V92.14 **Drowning and submersion due to being thrown overboard by motion of sailboat** POA

7th V92.15 **Drowning and submersion due to being thrown overboard by motion of canoe or kayak** POA

7th V92.16 **Drowning and submersion due to being thrown overboard by motion of (nonpowered) inflatable craft** POA

7th V92.19 **Drowning and submersion due to being thrown overboard by motion of unspecified watercraft** POA

Drowning and submersion due to being thrown overboard by motion of boat NOS

Drowning and submersion due to being thrown overboard by motion of ship NOS

Drowning and submersion due to being thrown overboard by motion of watercraft NOS

5th V92.2 Drowning and submersion due to being washed overboard from watercraft

Code first any associated cataclysm (X37.0-)

7th V92.20 Drowning and submersion due to being washed overboard from merchant ship POA

7th V92.21 Drowning and submersion due to being washed overboard from passenger ship POA

Drowning and submersion due to being washed overboard from Ferry-boat

Drowning and submersion due to being washed overboard from Liner

7th V92.22 Drowning and submersion due to being washed overboard from fishing boat POA

7th V92.23 Drowning and submersion due to being washed overboard from other powered watercraft POA

Drowning and submersion due to being washed overboard from Hovercraft (on open water)

Drowning and submersion due to being washed overboard from Jet ski

7th V92.24 Drowning and submersion due to being washed overboard from sailboat POA

7th V92.25 Drowning and submersion due to being washed overboard from canoe or kayak POA

7th V92.26 Drowning and submersion due to being washed overboard from (nonpowered) inflatable craft POA

7th V92.27 Drowning and submersion due to being washed overboard from water-skis POA

EXCLUDES1 *drowning and submersion due to fall off water-skis (V92.07)*

7th V92.28 Drowning and submersion due to being washed overboard from other unpowered watercraft POA

Drowning and submersion due to being washed overboard from surf-board

Drowning and submersion due to being washed overboard from windsurfer

7th V92.29 Drowning and submersion due to being washed overboard from unspecified watercraft POA

Drowning and submersion due to being washed overboard from boat NOS

Drowning and submersion due to being washed overboard from ship NOS

Drowning and submersion due to being washed overboard from watercraft NOS

4th V93 **Other injury due to accident on board watercraft, without accident to watercraft**

EXCLUDES1 *civilian water transport accident involving military watercraft (V94.81-)*

other injury due to accident to watercraft (V91.-)

military watercraft accident in military or war operations (Y36, Y37.-)

EXCLUDES2 *drowning and submersion due to accident on board watercraft, without accident to watercraft (V92.-)*

The appropriate 7th character is to be added to each code from category V93

A = initial encounter

D = subsequent encounter

S = sequela

5th V93.0 **Burn due to localized fire on board watercraft**

EXCLUDES1 *burn due to watercraft on fire (V91.0-)*

x7th V93.00 **Burn due to localized fire on board merchant vessel** POA

x7th V93.01 **Burn due to localized fire on board passenger vessel** POA

Burn due to localized fire on board Ferry-boat

Burn due to localized fire on board Liner

x7th V93.02 **Burn due to localized fire on board fishing boat** POA

x7th V93.03 **Burn due to localized fire on board other powered watercraft** POA

Burn due to localized fire on board Hovercraft

Burn due to localized fire on board Jet ski

x7th V93.04 **Burn due to localized fire on board sailboat** POA

x7th V93.09 **Burn due to localized fire on board unspecified watercraft** POA

Burn due to localized fire on board boat NOS

Burn due to localized fire on board ship NOS

Burn due to localized fire on board watercraft NOS

5th V93.1 Other burn on board watercraft

Burn due to source other than fire on board watercraft

EXCLUDES1 *burn due to watercraft on fire (V91.0-)*

x7th V93.10 Other burn on board merchant vessel POA

x7th V93.11 Other burn on board passenger vessel POA

Other burn on board Ferry-boat

Other burn on board Liner

x7th V93.12 Other burn on board fishing boat POA

x7th V93.13 Other burn on board other powered watercraft POA

Other burn on board Hovercraft

Other burn on board Jet ski

x7th V93.14 Other burn on board sailboat POA

x7th V93.19 Other burn on board unspecified watercraft POA

Other burn on board boat NOS

Other burn on board ship NOS

Other burn on board watercraft NOS

5th V93.2 Heat exposure on board watercraft

EXCLUDES1 *exposure to man-made heat not aboard watercraft (W92)*

exposure to natural heat while on board watercraft (X30)

exposure to sunlight while on board watercraft (X32)

EXCLUDES2 *burn due to fire on board watercraft (V93.0-)*

x7th V93.20 Heat exposure on board merchant ship POA

x7th V93.21 Heat exposure on board passenger ship POA

Heat exposure on board Ferry-boat

Heat exposure on board Liner

x7th V93.22 Heat exposure on board fishing boat POA

x7th V93.23 Heat exposure on board other powered watercraft POA

Heat exposure on board hovercraft

x7th V93.24 Heat exposure on board sailboat POA

x7th V93.29 Heat exposure on board unspecified watercraft POA

Heat exposure on board boat NOS

Heat exposure on board ship NOS

Heat exposure on board watercraft NOS

5th V93.3 Fall on board watercraft

EXCLUDES1 *fall due to collision of watercraft (V91.2-)*

x7th V93.30 Fall on board merchant ship POA

x7th V93.31 Fall on board passenger ship POA

Fall on board Ferry-boat

Fall on board Liner

x7th V93.32 Fall on board fishing boat POA

x7th V93.33 Fall on board other powered watercraft POA

Fall on board Hovercraft (on open water)

Fall on board Jet ski

x7th V93.34 Fall on board sailboat POA

x7th V93.35 Fall on board canoe or kayak POA

x7th V93.36 Fall on board (nonpowered) inflatable craft POA

x7th V93.38 Fall on board other unpowered watercraft POA

x7th V93.39 Fall on board unspecified watercraft POA

Fall on board boat NOS

Fall on board ship NOS

Fall on board watercraft NOS

5th V93.4 Struck by falling object on board watercraft

Hit by falling object on board watercraft

EXCLUDES1 *struck by falling object due to accident to watercraft (V91.3)*

x7th V93.40 Struck by falling object on merchant ship POA

x7th V93.41 Struck by falling object on passenger ship POA

Struck by falling object on Ferry-boat

Struck by falling object on Liner

x7th V93.42 Struck by falling object on fishing boat POA

x7th V93.43 Struck by falling object on other powered watercraft POA

Struck by falling object on Hovercraft

x7th V93.44 Struck by falling object on sailboat POA

x7th V93.48 Struck by falling object on other unpowered watercraft POA

x7th V93.49 Struck by falling object on unspecified watercraft POA

- 5th V93.5 Explosion on board watercraft
  - Boiler explosion on steamship
  - EXCLUDES2 *fire on board watercraft (V93.0-)*
  - x7th V93.50 Explosion on board merchant ship POA
  - x7th V93.51 Explosion on board passenger ship POA
    - Explosion on board Ferry-boat
    - Explosion on board Liner
  - x7th V93.52 Explosion on board fishing boat POA
  - x7th V93.53 Explosion on board other powered watercraft POA
    - Explosion on board Hovercraft
    - Explosion on board Jet ski
  - x7th V93.54 Explosion on board sailboat POA
  - x7th V93.59 Explosion on board unspecified watercraft POA
    - Explosion on board boat NOS
    - Explosion on board ship NOS
    - Explosion on board watercraft NOS
- 5th V93.6 Machinery accident on board watercraft
  - EXCLUDES1 *machinery explosion on board watercraft (V93.4-)*
    machinery fire on board watercraft (V93.0-)
  - x7th V93.60 Machinery accident on board merchant ship POA
  - x7th V93.61 Machinery accident on board passenger ship POA
    - Machinery accident on board Ferry-boat
    - Machinery accident on board Liner
  - x7th V93.62 Machinery accident on board fishing boat POA
  - x7th V93.63 Machinery accident on board other powered watercraft POA
    - Machinery accident on board Hovercraft
  - x7th V93.64 Machinery accident on board sailboat POA
  - x7th V93.69 Machinery accident on board unspecified watercraft POA
    - Machinery accident on board boat NOS
    - Machinery accident on board ship NOS
    - Machinery accident on board watercraft NOS

5th V93.8 Other injury due to other accident on board watercraft

Accidental poisoning by gases or fumes on watercraft

x7th V93.80 Other injury due to other accident on board merchant ship POA

x7th V93.81 Other injury due to other accident on board passenger ship POA

Other injury due to other accident on board Ferry-boat

Other injury due to other accident on board Liner

x7th V93.82 Other injury due to other accident on board fishing boat POA

x7th V93.83 Other injury due to other accident on board other powered watercraft POA

Other injury due to other accident on board Hovercraft

Other injury due to other accident on board Jet ski

x7th V93.84 Other injury due to other accident on board sailboat POA

x7th V93.85 Other injury due to other accident on board canoe or kayak POA

x7th V93.86 Other injury due to other accident on board (nonpowered) inflatable craft POA

x7th V93.87 Other injury due to other accident on board water-skis POA

Hit or struck by object while waterskiing

x7th V93.88 Other injury due to other accident on board other unpowered watercraft POA

Hit or struck by object while surfing

Hit or struck by object while on board windsurfer

x7th V93.89 Other injury due to other accident on board unspecified watercraft POA

Other injury due to other accident on board boat NOS

Other injury due to other accident on board ship NOS

Other injury due to other accident on board watercraft NOS

4th V94 Other and unspecified water transport accidents

EXCLUDES1 *military watercraft accidents in military or war operations (Y36, Y37)*

The appropriate 7th character is to be added to each code from category V94

A = initial encounter

D = subsequent encounter

S = sequela

x7th V94.0 Hitting object or bottom of body of water due to fall from watercraft POA

EXCLUDES2 *drowning and submersion due to fall from watercraft (V92.0-)*

5th V94.1 Bather struck by watercraft

Swimmer hit by watercraft

x7th V94.11 Bather struck by powered watercraft POA

x7th V94.12 Bather struck by nonpowered watercraft POA

5th V94.2 Rider of nonpowered watercraft struck by other watercraft

x7th V94.21 Rider of nonpowered watercraft struck by other nonpowered watercraft POA

Canoer hit by other nonpowered watercraft

Surfer hit by other nonpowered watercraft

Windsurfer hit by other nonpowered watercraft

x7th V94.22 Rider of nonpowered watercraft struck by powered watercraft POA

Canoer hit by motorboat

Surfer hit by motorboat

Windsurfer hit by motorboat

- 5th V94.3 Injury to rider of (inflatable) watercraft being pulled behind other watercraft
  - x7th V94.31 Injury to rider of (inflatable) recreational watercraft being pulled behind other watercraft POA
    - Injury to rider of inner-tube pulled behind motor boat
  - x7th V94.32 Injury to rider of non-recreational watercraft being pulled behind other watercraft POA
    - Injury to occupant of dingy being pulled behind boat or ship
    - Injury to occupant of life-raft being pulled behind boat or ship
- x7th V94.4 Injury to barefoot water-skier POA
  - Injury to person being pulled behind boat or ship
- 5th V94.8 Other water transport accident
  - 6th V94.81 Water transport accident involving military watercraft
    - 7th V94.810 Civilian watercraft involved in water transport accident with military watercraft POA
      - Passenger on civilian watercraft injured due to accident with military watercraft
    - 7th V94.811 Civilian in water injured by military watercraft POA
    - 7th V94.818 Other water transport accident involving military watercraft POA
  - x7th V94.89 Other water transport accident POA
- x7th V94.9 Unspecified water transport accident POA
  - Water transport accident NOS

Air and space transport accidents (V95-V97)

EXCLUDES1 *military aircraft accidents in military or war operations (Y36, Y37)*

4th V95 Accident to powered aircraft causing injury to occupant

The appropriate 7th character is to be added to each code from category V95

A = initial encounter

D = subsequent encounter

S = sequela

5th V95.0 Helicopter accident injuring occupant

- 7th V95.00 Unspecified helicopter accident injuring occupant POA
- 7th V95.01 Helicopter crash injuring occupant POA
- 7th V95.02 Forced landing of helicopter injuring occupant POA
- 7th V95.03 Helicopter collision injuring occupant POA

  Helicopter collision with any object, fixed, movable or moving
- 7th V95.04 Helicopter fire injuring occupant POA
- 7th V95.05 Helicopter explosion injuring occupant POA
- 7th V95.09 Other helicopter accident injuring occupant POA

5th V95.1 Ultralight, microlight or powered-glider accident injuring occupant

- 7th V95.10 Unspecified ultralight, microlight or powered-glider accident injuring occupant POA
- 7th V95.11 Ultralight, microlight or powered-glider crash injuring occupant POA
- 7th V95.12 Forced landing of ultralight, microlight or powered-glider injuring occupant POA
- 7th V95.13 Ultralight, microlight or powered-glider collision injuring occupant POA

  Ultralight, microlight or powered-glider collision with any object, fixed, movable or moving
- 7th V95.14 Ultralight, microlight or powered-glider fire injuring occupant POA
- 7th V95.15 Ultralight, microlight or powered-glider explosion injuring occupant POA
- 7th V95.19 Other ultralight, microlight or powered-glider accident injuring occupant POA

- V95.2 Other private fixed-wing aircraft accident injuring occupant
  - V95.20 Unspecified accident to other private fixed-wing aircraft, injuring occupant POA
  - V95.21 Other private fixed-wing aircraft crash injuring occupant POA
  - V95.22 Forced landing of other private fixed-wing aircraft injuring occupant POA
  - V95.23 Other private fixed-wing aircraft collision injuring occupant POA
    Other private fixed-wing aircraft collision with any object, fixed, movable or moving
  - V95.24 Other private fixed-wing aircraft fire injuring occupant POA
  - V95.25 Other private fixed-wing aircraft explosion injuring occupant POA
  - V95.29 Other accident to other private fixed-wing aircraft injuring occupant POA
- V95.3 Commercial fixed-wing aircraft accident injuring occupant
  - V95.30 Unspecified accident to commercial fixed-wing aircraft injuring occupant POA
  - V95.31 Commercial fixed-wing aircraft crash injuring occupant POA
  - V95.32 Forced landing of commercial fixed-wing aircraft injuring occupant POA
  - V95.33 Commercial fixed-wing aircraft collision injuring occupant POA
    Commercial fixed-wing aircraft collision with any object, fixed, movable or moving
  - V95.34 Commercial fixed-wing aircraft fire injuring occupant POA
  - V95.35 Commercial fixed-wing aircraft explosion injuring occupant POA
  - V95.39 Other accident to commercial fixed-wing aircraft injuring occupant POA
- V95.4 Spacecraft accident injuring occupant
  - V95.40 Unspecified spacecraft accident injuring occupant POA
  - V95.41 Spacecraft crash injuring occupant POA
  - V95.42 Forced landing of spacecraft injuring occupant POA
  - V95.43 Spacecraft collision injuring occupant POA
    Spacecraft collision with any object, fixed, moveable or moving
  - V95.44 Spacecraft fire injuring occupant POA
  - V95.45 Spacecraft explosion injuring occupant POA
  - V95.49 Other spacecraft accident injuring occupant POA
- V95.8 Other powered aircraft accidents injuring occupant POA
- V95.9 Unspecified aircraft accident injuring occupant POA
  Aircraft accident NOS
  Air transport accident NOS

4th V96 Accident to nonpowered aircraft causing injury to occupant

The appropriate 7th character is to be added to each code from category V96

A = initial encounter

D = subsequent encounter

S = sequela

5th V96.0 Balloon accident injuring occupant

x7th V96.00 Unspecified balloon accident injuring occupant POA

x7th V96.01 Balloon crash injuring occupant POA

x7th V96.02 Forced landing of balloon injuring occupant POA

x7th V96.03 Balloon collision injuring occupant POA

Balloon collision with any object, fixed, moveable or moving

x7th V96.04 Balloon fire injuring occupant POA

x7th V96.05 Balloon explosion injuring occupant POA

x7th V96.09 Other balloon accident injuring occupant POA

5th V96.1 Hang-glider accident injuring occupant

x7th V96.10 Unspecified hang-glider accident injuring occupant POA

x7th V96.11 Hang-glider crash injuring occupant POA

x7th V96.12 Forced landing of hang-glider injuring occupant POA

x7th V96.13 Hang-glider collision injuring occupant POA

Hang-glider collision with any object, fixed, moveable or moving

x7th V96.14 Hang-glider fire injuring occupant POA

x7th V96.15 Hang-glider explosion injuring occupant POA

x7th V96.19 Other hang-glider accident injuring occupant POA

5th V96.2 Glider (nonpowered) accident injuring occupant

- x7th V96.20 Unspecified glider (nonpowered) accident injuring occupant POA
- x7th V96.21 Glider (nonpowered) crash injuring occupant POA
- x7th V96.22 Forced landing of glider (nonpowered) injuring occupant POA
- x7th V96.23 Glider (nonpowered) collision injuring occupant POA

  Glider (nonpowered) collision with any object, fixed, moveable or moving
- x7th V96.24 Glider (nonpowered) fire injuring occupant POA
- x7th V96.25 Glider (nonpowered) explosion injuring occupant POA
- x7th V96.29 Other glider (nonpowered) accident injuring occupant POA

x7th V96.8 Other nonpowered-aircraft accidents injuring occupant POA

Kite carrying a person accident injuring occupant

x7th V96.9 Unspecified nonpowered-aircraft accident injuring occupant POA

Nonpowered-aircraft accident NOS

4th V97 Other specified air transport accidents

The appropriate 7th character is to be added to each code from category V97

A = initial encounter

D = subsequent encounter

S = sequela

x7th V97.0 Occupant of aircraft injured in other specified air transport accidents POA

Fall in, on or from aircraft in air transport accident

EXCLUDES1 *accident while boarding or alighting aircraft (V97.1)*

x7th V97.1 Person injured while boarding or alighting from aircraft POA

5th V97.2 Parachutist accident

x7th V97.21 Parachutist entangled in object POA

Parachutist landing in tree

x7th V97.22 Parachutist injured on landing POA

x7th V97.29 Other parachutist accident POA

5th V97.3 Person on ground injured in air transport accident

x7th V97.31 Hit by object falling from aircraft POA

Hit by crashing aircraft

Injured by aircraft hitting house

Injured by aircraft hitting car

x7th V97.32 Injured by rotating propeller POA

x7th V97.33 Sucked into jet engine POA

x7th V97.39 Other injury to person on ground due to air transport accident POA

5th V97.8 Other air transport accidents, not elsewhere classified

EXCLUDES1 *aircraft accident NOS (V95.9)*

exposure to changes in air pressure during ascent or descent (W94.-)

6th V97.81 Air transport accident involving military aircraft

7th V97.810 Civilian aircraft involved in air transport accident with military aircraft POA

Passenger in civilian aircraft injured due to accident with military aircraft

7th V97.811 Civilian injured by military aircraft POA

7th V97.818 Other air transport accident involving military aircraft POA

x7th V97.89 Other air transport accidents, not elsewhere classified POA

Injury from machinery on aircraft

Other and unspecified transport accidents (V98-V99)

EXCLUDES1 *vehicle accident, type of vehicle unspecified (V89.-)*

4th V98 Other specified transport accidents

The appropriate 7th character is to be added to each code from category V98

A = initial encounter

D = subsequent encounter

S = sequela

x7th V98.0 Accident to, on or involving cable-car, not on rails POA

Caught or dragged by cable-car, not on rails

Fall or jump from cable-car, not on rails

Object thrown from or in cable-car, not on rails

x7th V98.1 Accident to, on or involving land-yacht POA

x7th V98.2 Accident to, on or involving ice yacht POA

x7th V98.3 Accident to, on or involving ski lift POA

Accident to, on or involving ski chair-lift

Accident to, on or involving ski-lift with gondola

x7th V98.8 Other specified transport accidents POA

x7th V99 Unspecified transport accident POA

The appropriate 7th character is to be added to code V99

A = initial encounter

D = subsequent encounter

S = sequela

Other external causes of accidental injury (W00-X58)

Slipping, tripping, stumbling and falls (W00-W19)

EXCLUDES1 *assault involving a fall (Y01-Y02)*
fall from animal (V80.-)
fall (in) (from) machinery (in operation) (W28-W31)
fall (in) (from) transport vehicle (V01-V99)
intentional self-harm involving a fall (X80-X81)

EXCLUDES2 *at risk for fall (history of fall) Z91.81*
fall (in) (from) burning building (X00.-)
fall into fire (X00-X04, X08)

4th **W00 Fall due to ice and snow**

INCLUDES *pedestrian on foot falling (slipping) on ice and snow*

EXCLUDES1 *fall on (from) ice and snow involving pedestrian conveyance (V00.-)*
fall from stairs and steps not due to ice and snow (W10.-)

The appropriate 7th character is to be added to each code from category W00

A = initial encounter

D = subsequent encounter

S = sequela

7th **W00.0 Fall on same level due to ice and snow**

AHA: Q2 2016

7th **W00.1 Fall from stairs and steps due to ice and snow**

7th **W00.2 Other fall from one level to another due to ice and snow**

7th **W00.9 Unspecified fall due to ice and snow**

4th **W01 Fall on same level from slipping, tripping and stumbling**

INCLUDES *fall on moving sidewalk*

EXCLUDES1 *fall due to bumping (striking) against object (W18.0-)*
fall in shower or bathtub (W18.2-)
fall on same level NOS (W18.30)
fall on same level from slipping, tripping and stumbling due to ice or snow (W00.0)
fall off or from toilet (W18.1-)
slipping, tripping and stumbling NOS (W18.40)
slipping, tripping and stumbling without falling (W18.4-)

The appropriate 7th character is to be added to each code from category W01

A = initial encounter

D = subsequent encounter

S = sequela

x7th **W01.0 Fall on same level from slipping, tripping and stumbling without subsequent striking against object**

Falling over animal

5th **W01.1 Fall on same level from slipping, tripping and stumbling with subsequent striking against object**

x7th **W01.10 Fall on same level from slipping, tripping and stumbling with subsequent striking against unspecified object**

6th **W01.11 Fall on same level from slipping, tripping and stumbling with subsequent striking against sharp object**

7th **W01.110 Fall on same level from slipping, tripping and stumbling with subsequent striking against sharp glass**

7th **W01.111 Fall on same level from slipping, tripping and stumbling with subsequent striking against power tool or machine**

7th **W01.118 Fall on same level from slipping, tripping and stumbling with subsequent striking against other sharp object**

7th **W01.119 Fall on same level from slipping, tripping and stumbling with subsequent striking against unspecified sharp object**

6th **W01.19 Fall on same level from slipping, tripping and stumbling with subsequent striking against other object**

7th **W01.190 Fall on same level from slipping, tripping and stumbling with subsequent striking against furniture**

AHA: Q1 2021

7th **W01.198 Fall on same level from slipping, tripping and stumbling with subsequent striking against other object**

x7th **W03 Other fall on same level due to collision with another person**

AHA: Q1 2015

Fall due to non-transport collision with other person

EXCLUDES1 *collision with another person without fall (W51)*

crushed or pushed by a crowd or human stampede (W52)

fall involving pedestrian conveyance (V00-V09)

fall due to ice or snow (W00)

fall on same level NOS (W18.30)

The appropriate 7th character is to be added to code W03

A = initial encounter

D = subsequent encounter

S = sequela

x7th **W04 Fall while being carried or supported by other persons**

Accidentally dropped while being carried

The appropriate 7th character is to be added to code W04

A = initial encounter

D = subsequent encounter

S = sequela

4th W05 Fall from non-moving wheelchair, nonmotorized scooter and motorized mobility scooter

EXCLUDES1 *fall from moving wheelchair (powered) (V00.811)*

fall from moving motorized mobility scooter (V00.831)

fall from nonmotorized scooter (V00.141)

The appropriate 7th character is to be added to each code from category W05

A = initial encounter

D = subsequent encounter

S = sequela

x7th W05.0 Fall from non-moving wheelchair

AHA: Q2 2019

x7th W05.1 Fall from non-moving nonmotorized scooter

x7th W05.2 Fall from non-moving motorized mobility scooter

x7th W06 Fall from bed

AHA: Q4 2020

The appropriate 7th character is to be added to code W06

A = initial encounter

D = subsequent encounter

S = sequela

x7th W07 Fall from chair

The appropriate 7th character is to be added to code W07

A = initial encounter

D = subsequent encounter

S = sequela

W08 **Fall from other furniture**

The appropriate 7th character is to be added to code W08

A = initial encounter

D = subsequent encounter

S = sequela

Fall from stool

W09 **Fall on and from playground equipment**

EXCLUDES1 *fall involving recreational machinery (W31)*

The appropriate 7th character is to be added to each code from category W09

A = initial encounter

D = subsequent encounter

S = sequela

W09.0 **Fall on or from playground slide** POA

W09.1 **Fall from playground swing** POA

W09.2 **Fall on or from jungle gym** POA

W09.8 **Fall on or from other playground equipment** POA

4th W10 Fall on and from stairs and steps

EXCLUDES1 *Fall from stairs and steps due to ice and snow (W00.1)*

The appropriate 7th character is to be added to each code from category W10

A = initial encounter

D = subsequent encounter

S = sequela

x7th W10.0 Fall (on)(from) escalator

x7th W10.1 Fall (on)(from) sidewalk curb

x7th W10.2 Fall (on)(from) incline

Fall (on) (from) ramp

x7th W10.8 Fall (on) (from) other stairs and steps

x7th W10.9 Fall (on) (from) unspecified stairs and steps

x7th W11 Fall on and from ladder

The appropriate 7th character is to be added to code W11

A = initial encounter

D = subsequent encounter

S = sequela

x7th W12 Fall on and from scaffolding

The appropriate 7th character is to be added to code W12

A = initial encounter

D = subsequent encounter

S = sequela

4th W13 **Fall from, out of or through building or structure**

The appropriate 7th character is to be added to each code from category W13

A = initial encounter

D = subsequent encounter

S = sequela

x7th W13.0 **Fall from, out of or through balcony**

Fall from, out of or through railing

x7th W13.1 **Fall from, out of or through bridge**

x7th W13.2 **Fall from, out of or through roof**

x7th W13.3 **Fall through floor**

x7th W13.4 **Fall from, out of or through window**

EXCLUDES2 *fall with subsequent striking against sharp glass (W01.110-)*

x7th W13.8 **Fall from, out of or through other building or structure**

Fall from, out of or through viaduct

Fall from, out of or through wall

Fall from, out of or through flag-pole

x7th W13.9 **Fall from, out of or through building, not otherwise specified**

EXCLUDES1 *collapse of a building or structure (W20.-)*

fall or jump from burning building or structure (X00.-)

x7th W14 **Fall from tree** POA

The appropriate 7th character is to be added to code W14

A = initial encounter

D = subsequent encounter

S = sequela

x7th W15 **Fall from cliff** POA

The appropriate 7th character is to be added to code W15

A = initial encounter

D = subsequent encounter

S = sequela

4th W16 **Fall, jump or diving into water**

EXCLUDES1 *accidental non-watercraft drowning and submersion not involving fall (W65-W74)*

effects of air pressure from diving (W94.-)

fall into water from watercraft (V90-V94)

hitting an object or against bottom when falling from watercraft (V94.0)

EXCLUDES2 *striking or hitting diving board (W21.4)*

The appropriate 7th character is to be added to each code from category W16

A = initial encounter

D = subsequent encounter

S = sequela

5th W16.0 **Fall into swimming pool**

Fall into swimming pool NOS

EXCLUDES1 *fall into empty swimming pool (W17.3)*

6th W16.01 **Fall into swimming pool striking water surface**

7th W16.011 **Fall into swimming pool striking water surface causing drowning and submersion** POA

EXCLUDES1 *drowning and submersion while in swimming pool without fall (W67)*

7th W16.012 **Fall into swimming pool striking water surface causing other injury** POA

6th W16.02 **Fall into swimming pool striking bottom**

7th W16.021 **Fall into swimming pool striking bottom causing drowning and submersion** POA

EXCLUDES1 *drowning and submersion while in swimming pool without fall (W67)*

7th W16.022 **Fall into swimming pool striking bottom causing other injury** POA

6th W16.03 **Fall into swimming pool striking wall**

7th W16.031 **Fall into swimming pool striking wall causing drowning and submersion** POA

EXCLUDES1 *drowning and submersion while in swimming pool without fall (W67)*

7th W16.032 **Fall into swimming pool striking wall causing other injury** POA

6th W16.03 **Fall into swimming pool striking wall**

7th W16.031 **Fall into swimming pool striking wall causing drowning and submersion** POA

EXCLUDES1 *drowning and submersion while in swimming pool without fall (W67)*

7th W16.032 **Fall into swimming pool striking wall causing other injury** POA

5th W16.1 **Fall into natural body of water**

Fall into lake

Fall into open sea

Fall into river

Fall into stream

6th W16.11 **Fall into natural body of water striking water surface**

7th W16.111 **Fall into natural body of water striking water surface causing drowning and submersion** POA

EXCLUDES1 *drowning and submersion while in natural body of water without fall (W69)*

7th W16.112 **Fall into natural body of water striking water surface causing other injury** POA

6th W16.12 **Fall into natural body of water striking bottom**

7th W16.121 **Fall into natural body of water striking bottom causing drowning and submersion** POA

EXCLUDES1 *drowning and submersion while in natural body of water without fall (W69)*

7th W16.122 **Fall into natural body of water striking bottom causing other injury** POA

6th W16.13 **Fall into natural body of water striking side**

7th W16.131 **Fall into natural body of water striking side causing drowning and submersion** POA

EXCLUDES1 *drowning and submersion while in natural body of water without fall (W69)*

7th W16.132 **Fall into natural body of water striking side causing other injury** POA

- 5th W16.2 **Fall in (into) filled bathtub or bucket of water**
  - 6th W16.21 **Fall in (into) filled bathtub**
    - *EXCLUDES1 fall into empty bathtub (W18.2)*
    - 7th W16.211 **Fall in (into) filled bathtub causing drowning and submersion** POA
      - *EXCLUDES1 drowning and submersion while in filled bathtub without fall (W65)*
    - 7th W16.212 **Fall in (into) filled bathtub causing other injury** POA
  - 6th W16.22 **Fall in (into) bucket of water**
    - 7th W16.221 **Fall in (into) bucket of water causing drowning and submersion** POA
    - 7th W16.222 **Fall in (into) bucket of water causing other injury** POA
- 5th W16.3 **Fall into other water**
  - Fall into fountain
  - Fall into reservoir
  - 6th W16.31 **Fall into other water striking water surface**
    - 7th W16.311 **Fall into other water striking water surface causing drowning and submersion** POA
      - *EXCLUDES1 drowning and submersion while in other water without fall (W73)*
    - 7th W16.312 **Fall into other water striking water surface causing other injury** POA
  - 6th W16.32 **Fall into other water striking bottom**
    - 7th W16.321 **Fall into other water striking bottom causing drowning and submersion** POA
      - *EXCLUDES1 drowning and submersion while in other water without fall (W73)*
    - 7th W16.322 **Fall into other water striking bottom causing other injury** POA
  - 6th W16.33 **Fall into other water striking wall**
    - 7th W16.331 **Fall into other water striking wall causing drowning and submersion** POA
      - *EXCLUDES1 drowning and submersion while in other water without fall (W73)*
    - 7th W16.332 **Fall into other water striking wall causing other injury** POA

- 5th W16.4 Fall into unspecified water
  - x7th W16.41 Fall into unspecified water causing drowning and submersion POA
  - x7th W16.42 Fall into unspecified water causing other injury POA
- 5th W16.5 Jumping or diving into swimming pool
  - 6th W16.51 Jumping or diving into swimming pool striking water surface
    - 7th W16.511 Jumping or diving into swimming pool striking water surface causing drowning and submersion POA
      - EXCLUDES1 *drowning and submersion while in swimming pool without jumping or diving (W67)*
    - 7th W16.512 Jumping or diving into swimming pool striking water surface causing other injury POA
  - 6th W16.52 Jumping or diving into swimming pool striking bottom
    - 7th W16.521 Jumping or diving into swimming pool striking bottom causing drowning and submersion POA
      - EXCLUDES1 *drowning and submersion while in swimming pool without jumping or diving (W67)*
    - 7th W16.522 Jumping or diving into swimming pool striking bottom causing other injury POA
  - 6th W16.53 Jumping or diving into swimming pool striking wall
    - 7th W16.531 Jumping or diving into swimming pool striking wall causing drowning and submersion POA
      - EXCLUDES1 *drowning and submersion while in swimming pool without jumping or diving (W67)*
    - 7th W16.532 Jumping or diving into swimming pool striking wall causing other injury POA

5th W16.6 Jumping or diving into natural body of water

Jumping or diving into lake

Jumping or diving into open sea

Jumping or diving into river

Jumping or diving into stream

6th W16.61 Jumping or diving into natural body of water striking water surface

7th W16.611 Jumping or diving into natural body of water striking water surface causing drowning and submersion POA

EXCLUDES1 *drowning and submersion while in natural body of water without jumping or diving (W69)*

7th W16.612 Jumping or diving into natural body of water striking water surface causing other injury POA

6th W16.62 Jumping or diving into natural body of water striking bottom

7th W16.621 Jumping or diving into natural body of water striking bottom causing drowning and submersion POA

EXCLUDES1 *drowning and submersion while in natural body of water without jumping or diving (W69)*

7th W16.622 Jumping or diving into natural body of water striking bottom causing other injury POA

5th W16.7 Jumping or diving from boat

EXCLUDES1 *Fall from boat into water -see watercraft accident (V90-V94)*

6th W16.71 Jumping or diving from boat striking water surface

7th W16.711 Jumping or diving from boat striking water surface causing drowning and submersion POA

7th W16.712 Jumping or diving from boat striking water surface causing other injury POA

6th W16.72 Jumping or diving from boat striking bottom

7th W16.721 Jumping or diving from boat striking bottom causing drowning and submersion POA

7th W16.722 Jumping or diving from boat striking bottom causing other injury POA

7th W16.722 Jumping or diving from boat striking bottom causing other injury POA

5th W16.8 Jumping or diving into other water

Jumping or diving into fountain

Jumping or diving into reservoir

6th W16.81 Jumping or diving into other water striking water surface

7th W16.811 Jumping or diving into other water striking water surface causing drowning and submersion POA

EXCLUDES1 *drowning and submersion while in other water without jumping or diving (W73)*

7th W16.812 Jumping or diving into other water striking water surface causing other injury POA

6th W16.82 Jumping or diving into other water striking bottom

7th W16.821 Jumping or diving into other water striking bottom causing drowning and submersion POA

EXCLUDES1 *drowning and submersion while in other water without jumping or diving (W73)*

7th W16.822 Jumping or diving into other water striking bottom causing other injury POA

6th W16.83 Jumping or diving into other water striking wall

7th W16.831 Jumping or diving into other water striking wall causing drowning and submersion POA

EXCLUDES1 *drowning and submersion while in other water without jumping or diving (W73)*

7th W16.832 Jumping or diving into other water striking wall causing other injury POA

5th W16.9 Jumping or diving into unspecified water

x7th W16.91 Jumping or diving into unspecified water causing drowning and submersion POA

x7th W16.92 Jumping or diving into unspecified water causing other injury POA

4th W17 Other fall from one level to another

The appropriate 7th character is to be added to each code from category W17

A = initial encounter

D = subsequent encounter

S = sequela

x7th W17.0 Fall into well POA

x7th W17.1 Fall into storm drain or manhole POA

x7th W17.2 Fall into hole

Fall into pit

x7th W17.3 Fall into empty swimming pool POA

EXCLUDES1 *fall into filled swimming pool (W16.0-)*

x7th W17.4 Fall from dock POA

5th W17.8 Other fall from one level to another

x7th W17.81 Fall down embankment (hill) POA

x7th W17.82 Fall from (out of) grocery cart POA

Fall due to grocery cart tipping over

x7th W17.89 Other fall from one level to another POA

AHA: Q2 2015

Fall from cherry picker

Fall from lifting device

Fall from mobile elevated work platform [MEWP]

Fall from sky lift

4th W18 Other slipping, tripping and stumbling and falls

The appropriate 7th character is to be added to each code from category W18

A = initial encounter

D = subsequent encounter

S = sequela

5th W18.0 Fall due to bumping against object

Striking against object with subsequent fall

EXCLUDES1 *fall on same level due to slipping, tripping, or stumbling with subsequent striking against object (W01.1-)*

x7th W18.00 Striking against unspecified object with subsequent fall POA

x7th W18.01 Striking against sports equipment with subsequent fall POA

x7th W18.02 Striking against glass with subsequent fall POA

x7th W18.09 Striking against other object with subsequent fall POA

5th W18.1 Fall from or off toilet

x7th W18.11 Fall from or off toilet without subsequent striking against object POA

Fall from (off) toilet NOS

x7th W18.12 Fall from or off toilet with subsequent striking against object POA

x7th W18.2 Fall in (into) shower or empty bathtub POA

EXCLUDES1 *fall in full bathtub causing drowning or submersion (W16.21-)*

5th W18.3 Other and unspecified fall on same level

x7th W18.30 Fall on same level, unspecified POA

x7th W18.31 Fall on same level due to stepping on an object POA

Fall on same level due to stepping on an animal

EXCLUDES1 *slipping, tripping and stumbling without fall due to stepping on animal (W18.41)*

x7th W18.39 Other fall on same level POA

5th W18.4 **Slipping, tripping and stumbling without falling**

EXCLUDES1 *collision with another person without fall (W51)*

x7th W18.40 **Slipping, tripping and stumbling without falling, unspecified** POA

x7th W18.41 **Slipping, tripping and stumbling without falling due to stepping on object** POA

Slipping, tripping and stumbling without falling due to stepping on animal

EXCLUDES1 *slipping, tripping and stumbling with fall due to stepping on animal (W18.31)*

x7th W18.42 **Slipping, tripping and stumbling without falling due to stepping into hole or opening** POA

x7th W18.43 **Slipping, tripping and stumbling without falling due to stepping from one level to another** POA

x7th W18.49 **Other slipping, tripping and stumbling without falling** POA

x7th W19 **Unspecified fall**

AHA: Q4 2022, Q2 2021

Accidental fall NOS

The appropriate 7th character is to be added to code W19

A = initial encounter

D = subsequent encounter

S = sequela

Exposure to inanimate mechanical forces (W20-W49)

EXCLUDES1 *assault (X92-Y09)*

contact or collision with animals or persons (W50-W64)

exposure to inanimate mechanical forces involving military or war operations (Y36.-, Y37.-)

intentional self-harm (X71-X83)

4th W20 **Struck by thrown, projected or falling object**

Code first any associated:

cataclysm (X34-X39)

lightning strike (T75.00)

EXCLUDES1 *falling object in machinery accident (W24, W28-W31)*

falling object in transport accident (V01-V99)

object set in motion by explosion (W35-W40)

object set in motion by firearm (W32-W34)

struck by thrown sports equipment (W21.-)

The appropriate 7th character is to be added to each code from category W20

A = initial encounter

D = subsequent encounter

S = sequela

W20.0 Struck by falling object in cave-in

EXCLUDES2 *asphyxiation due to cave-in (T71.21)*

W20.1 Struck by object due to collapse of building

EXCLUDES1 *struck by object due to collapse of burning building (X00.2, X02.2)*

W20.8 Other cause of strike by thrown, projected or falling object

EXCLUDES1 *struck by thrown sports equipment (W21.-)*

W21 Striking against or struck by sports equipment

EXCLUDES1 *assault with sports equipment (Y08.0-)*

striking against or struck by sports equipment with subsequent fall (W18.01)

The appropriate 7th character is to be added to each code from category W21

A = initial encounter

D = subsequent encounter

S = sequela

W21.0 Struck by hit or thrown ball

W21.00 Struck by hit or thrown ball, unspecified type POA

W21.01 Struck by football POA

W21.02 Struck by soccer ball POA

W21.03 Struck by baseball POA

W21.04 Struck by golf ball POA

W21.05 Struck by basketball POA

W21.06 Struck by volleyball POA

W21.07 Struck by softball POA

W21.09 Struck by other hit or thrown ball POA

- W21.1 Struck by bat, racquet or club
  - W21.11 Struck by baseball bat POA
  - W21.12 Struck by tennis racquet POA
  - W21.13 Struck by golf club POA
  - W21.19 Struck by other bat, racquet or club POA
- W21.2 Struck by hockey stick or puck
  - W21.21 Struck by hockey stick
    - W21.210 Struck by ice hockey stick POA
    - W21.211 Struck by field hockey stick POA
  - W21.22 Struck by hockey puck
    - W21.220 Struck by ice hockey puck POA
    - W21.221 Struck by field hockey puck POA
- W21.3 Struck by sports foot wear
  - W21.31 Struck by shoe cleats POA
    Stepped on by shoe cleats
  - W21.32 Struck by skate blades POA
    Skated over by skate blades
  - W21.39 Struck by other sports foot wear POA
- W21.4 Striking against diving board POA
  Use additional code for subsequent falling into water, if applicable (W16.-)
- W21.8 Striking against or struck by other sports equipment
  - W21.81 Striking against or struck by football helmet POA
  - W21.89 Striking against or struck by other sports equipment POA
- W21.9 Striking against or struck by unspecified sports equipment POA

4th W22 Striking against or struck by other objects

EXCLUDES1 *striking against or struck by object with subsequent fall (W18.09)*

The appropriate 7th character is to be added to each code from category W22

A = initial encounter

D = subsequent encounter

S = sequela

5th W22.0 Striking against stationary object

EXCLUDES1 *striking against stationary sports equipment (W21.8)*

x7th W22.01 Walked into wall POA

x7th W22.02 Walked into lamppost POA

x7th W22.03 Walked into furniture POA

6th W22.04 Striking against wall of swimming pool

7th W22.041 Striking against wall of swimming pool causing drowning and submersion POA

EXCLUDES1 *drowning and submersion while swimming without striking against wall (W67)*

7th W22.042 Striking against wall of swimming pool causing other injury POA

x7th W22.09 Striking against other stationary object POA

5th W22.1 Striking against or struck by automobile airbag

x7th W22.10 Striking against or struck by unspecified automobile airbag POA

x7th W22.11 Striking against or struck by driver side automobile airbag POA

x7th W22.12 Striking against or struck by front passenger side automobile airbag POA

x7th W22.19 Striking against or struck by other automobile airbag POA

x7th W22.8 Striking against or struck by other objects POA

Striking against or struck by object NOS

EXCLUDES1 *struck by thrown, projected or falling object (W20.-)*

4th **W23 Caught, crushed, jammed or pinched in or between objects**

EXCLUDES1 *injury caused by cutting or piercing instruments (W25-W27)*
injury caused by firearms malfunction (W32.1, W33.1-, W34.1-)
injury caused by lifting and transmission devices (W24.-)
injury caused by machinery (W28-W31)
injury caused by nonpowered hand tools (W27.-)
injury caused by transport vehicle being used as a means of transportation (V01-V99)
injury caused by struck by thrown, projected or falling object (W20.-)

The appropriate 7th character is to be added to each code from category W23

A = initial encounter
D = subsequent encounter
S = sequela

x7th **W23.0 Caught, crushed, jammed, or pinched between moving objects**
x7th **W23.1 Caught, crushed, jammed, or pinched between stationary objects**
x7th **W23.2 Caught, crushed, jammed or pinched between a moving and stationary object**

AHA: Q4 2022

4th W24 **Contact with lifting and transmission devices, not elsewhere classified**

EXCLUDES1 *transport accidents (V01-V99)*

The appropriate 7th character is to be added to each code from category W24

A = initial encounter

D = subsequent encounter

S = sequela

7th W24.0 **Contact with lifting devices, not elsewhere classified** POA

Contact with chain hoist

Contact with drive belt

Contact with pulley (block)

7th W24.1 **Contact with transmission devices, not elsewhere classified** POA

Contact with transmission belt or cable

7th W25 **Contact with sharp glass**

Code first any associated:

injury due to flying glass from explosion or firearm discharge (W32-W40)

transport accident (V00-V99)

EXCLUDES1 *fall on same level due to slipping, tripping and stumbling with subsequent striking against sharp glass (W01.110-)*

striking against sharp glass with subsequent fall (W18.02-)

EXCLUDES2 *glass embedded in skin (W45.-)*

The appropriate 7th character is to be added to code W25

A = initial encounter

D = subsequent encounter

S = sequela

4th W26 **Contact with other sharp objects**

EXCLUDES2 *sharp object(s) embedded in skin (W45.-)*

The appropriate 7th character is to be added to each code from category W26

A = initial encounter

D = subsequent encounter

S = sequela

7th W26.0 **Contact with knife**

EXCLUDES1 *contact with electric knife (W29.1)*

7th W26.1 **Contact with sword or dagger** POA

7th W26.2 **Contact with edge of stiff paper** POA

AHA: Q4 2016

Paper cut

7th W26.8 **Contact with other sharp object(s), not elsewhere classified** POA

AHA: Q4 2016

Contact with tin can lid

7th W26.9 **Contact with unspecified sharp object(s)** POA

AHA: Q4 2016

4th **W27 Contact with nonpowered hand tool**

The appropriate 7th character is to be added to each code from category W27

A = initial encounter

D = subsequent encounter

S = sequela

7th **W27.0 Contact with workbench tool** POA

Contact with auger

Contact with axe

Contact with chisel

Contact with handsaw

Contact with screwdriver

7th **W27.1 Contact with garden tool** POA

Contact with hoe

Contact with nonpowered lawn mower

Contact with pitchfork

Contact with rake

7th **W27.2 Contact with scissors** POA

7th **W27.3 Contact with needle (sewing)** POA

EXCLUDES1 *contact with hypodermic needle (W46.-)*

7th **W27.4 Contact with kitchen utensil** POA

Contact with fork

Contact with ice-pick

Contact with can-opener NOS

7th **W27.5 Contact with paper-cutter** POA

7th **W27.8 Contact with other nonpowered hand tool** POA

Contact with nonpowered sewing machine

Contact with shovel

7th **W28 Contact with powered lawn mower** POA

Powered lawn mower (commercial) (residential)

EXCLUDES1 *contact with nonpowered lawn mower (W27.1)*

EXCLUDES2 *exposure to electric current (W86.-)*

The appropriate 7th character is to be added to code W28

A = initial encounter

D = subsequent encounter

S = sequela

4th W29 **Contact with other powered hand tools and household machinery**

EXCLUDES1 *contact with commercial machinery (W31.82)*
contact with hot household appliance (X15)
contact with nonpowered hand tool (W27.-)
exposure to electric current (W86)

The appropriate 7th character is to be added to each code from category W29

A = initial encounter
D = subsequent encounter
S = sequela

7th W29.0 **Contact with powered kitchen appliance** POA
Contact with blender
Contact with can-opener
Contact with garbage disposal
Contact with mixer

7th W29.1 **Contact with electric knife** POA

7th W29.2 **Contact with other powered household machinery** POA
Contact with electric fan
Contact with powered dryer (clothes) (powered) (spin)
Contact with washing-machine
Contact with sewing machine

7th W29.3 **Contact with powered garden and outdoor hand tools and machinery** POA
Contact with chainsaw
Contact with edger
Contact with garden cultivator (tiller)
Contact with hedge trimmer
Contact with other powered garden tool
EXCLUDES1 *contact with powered lawn mower (W28)*

7th W29.4 **Contact with nail gun** POA

7th W29.8 **Contact with other powered hand tools and household machinery** POA
Contact with do-it-yourself tool NOS

4th W30 Contact with agricultural machinery

INCLUDES *animal-powered farm machine*

EXCLUDES1 *agricultural transport vehicle accident (V01-V99)*

explosion of grain store (W40.8)

exposure to electric current (W86.-)

The appropriate 7th character is to be added to each code from category W30

A = initial encounter

D = subsequent encounter

S = sequela

x7th W30.0 Contact with combine harvester POA

Contact with reaper

Contact with thresher

x7th W30.1 Contact with power take-off devices (PTO) POA

x7th W30.2 Contact with hay derrick POA

x7th W30.3 Contact with grain storage elevator POA

EXCLUDES1 *explosion of grain store (W40.8)*

5th W30.8 Contact with other specified agricultural machinery

x7th W30.81 Contact with agricultural transport vehicle in stationary use POA

Contact with agricultural transport vehicle under repair, not on public roadway

EXCLUDES1 *agricultural transport vehicle accident (V01-V99)*

x7th W30.89 Contact with other specified agricultural machinery POA

x7th W30.9 Contact with unspecified agricultural machinery POA

Contact with farm machinery NOS

4th W31 **Contact with other and unspecified machinery**

EXCLUDES1 *contact with agricultural machinery (W30.-)*

contact with machinery in transport under own power or being towed by a vehicle (V01-V99)

exposure to electric current (W86)

The appropriate 7th character is to be added to each code from category W31

A = initial encounter

D = subsequent encounter

S = sequela

7th W31.0 **Contact with mining and earth-drilling machinery** POA

Contact with bore or drill (land) (seabed)

Contact with shaft hoist

Contact with shaft lift

Contact with undercutter

7th W31.1 **Contact with metalworking machines** POA

Contact with abrasive wheel

Contact with forging machine

Contact with lathe

Contact with mechanical shears

Contact with metal drilling machine

Contact with milling machine

Contact with power press

Contact with rolling-mill

Contact with metal sawing machine

W31.2 **Contact with powered woodworking and forming machines** POA

Contact with band saw
Contact with bench saw
Contact with circular saw
Contact with molding machine
Contact with overhead plane
Contact with powered saw
Contact with radial saw
Contact with sander

EXCLUDES1 *nonpowered woodworking tools (W27.0)*

W31.3 **Contact with prime movers** POA

Contact with gas turbine
Contact with internal combustion engine
Contact with steam engine
Contact with water driven turbine

5th W31.8 **Contact with other specified machinery**

W31.81 **Contact with recreational machinery** POA

Contact with roller coaster

W31.82 **Contact with other commercial machinery** POA

Contact with commercial electric fan
Contact with commercial kitchen appliances
Contact with commercial powered dryer (clothes) (powered) (spin)
Contact with commercial washing-machine
Contact with commercial sewing machine

EXCLUDES1 *contact with household machinery (W29.-)*
contact with powered lawn mower (W28)

W31.83 **Contact with special construction vehicle in stationary use** POA

Contact with special construction vehicle under repair, not on public roadway

EXCLUDES1 *special construction vehicle accident (V01-V99)*

W31.89 **Contact with other specified machinery** POA

W31.9 **Contact with unspecified machinery** POA

Contact with machinery NOS

4th W32 Accidental handgun discharge and malfunction

INCLUDES *accidental discharge and malfunction of gun for single hand use*
accidental discharge and malfunction of pistol
accidental discharge and malfunction of revolver
Handgun discharge and malfunction NOS

EXCLUDES1 *accidental airgun discharge and malfunction (W34.010, W34.110)*
accidental BB gun discharge and malfunction (W34.010, W34.110)
accidental pellet gun discharge and malfunction (W34.010, W34.110)
accidental shotgun discharge and malfunction (W33.01, W33.11)
assault by handgun discharge (X93)
handgun discharge involving legal intervention (Y35.0-)
handgun discharge involving military or war operations (Y36.4-)
intentional self-harm by handgun discharge (X72)
Very pistol discharge and malfunction (W34.09, W34.19)

The appropriate 7th character is to be added to each code from category W32

A = initial encounter
D = subsequent encounter
S = sequela

x7th W32.0 Accidental handgun discharge POA

x7th W32.1 Accidental handgun malfunction POA

Injury due to explosion of handgun (parts)
Injury due to malfunction of mechanism or component of handgun
Injury due to recoil of handgun
Powder burn from handgun

4th W33 **Accidental rifle, shotgun and larger firearm discharge and malfunction**

INCLUDES *rifle, shotgun and larger firearm discharge and malfunction NOS*

EXCLUDES1 *accidental airgun discharge and malfunction (W34.010, W34.110)*

accidental BB gun discharge and malfunction (W34.010, W34.110)

accidental handgun discharge and malfunction (W32.-)

accidental pellet gun discharge and malfunction (W34.010, W34.110)

assault by rifle, shotgun and larger firearm discharge (X94)

firearm discharge involving legal intervention (Y35.0-)

firearm discharge involving military or war operations (Y36.4-)

intentional self-harm by rifle, shotgun and larger firearm discharge (X73)

The appropriate 7th character is to be added to each code from category W33

A = initial encounter

D = subsequent encounter

S = sequela

5th W33.0 **Accidental rifle, shotgun and larger firearm discharge**

x7th W33.00 **Accidental discharge of unspecified larger firearm** POA

Discharge of unspecified larger firearm NOS

x7th W33.01 **Accidental discharge of shotgun** POA

Discharge of shotgun NOS

x7th W33.02 **Accidental discharge of hunting rifle** POA

Discharge of hunting rifle NOS

x7th W33.03 **Accidental discharge of machine gun** POA

Discharge of machine gun NOS

x7th W33.09 **Accidental discharge of other larger firearm** POA

Discharge of other larger firearm NOS

5th W33.1 **Accidental rifle, shotgun and larger firearm malfunction**

Injury due to explosion of rifle, shotgun and larger firearm (parts)

Injury due to malfunction of mechanism or component of rifle, shotgun and larger firearm

Injury due to piercing, cutting, crushing or pinching due to (by) slide trigger mechanism, scope or other gun part

Injury due to recoil of rifle, shotgun and larger firearm

Powder burn from rifle, shotgun and larger firearm

x7th W33.10 **Accidental malfunction of unspecified larger firearm** POA

Malfunction of unspecified larger firearm NOS

x7th W33.11 **Accidental malfunction of shotgun** POA

Malfunction of shotgun NOS

x7th W33.12 **Accidental malfunction of hunting rifle** POA

Malfunction of hunting rifle NOS

x7th W33.13 **Accidental malfunction of machine gun** POA

Malfunction of machine gun NOS

x7th W33.19 **Accidental malfunction of other larger firearm** POA

Malfunction of other larger firearm NOS

4th W34 Accidental discharge and malfunction from other and unspecified firearms and guns

The appropriate 7th character is to be added to each code from category W34

A = initial encounter

D = subsequent encounter

S = sequela

5th W34.0 Accidental discharge from other and unspecified firearms and guns

x7th W34.00 Accidental discharge from unspecified firearms or gun POA

AHA: Q1 2015

Discharge from firearm NOS

Gunshot wound NOS

Shot NOS

6th W34.01 Accidental discharge of gas, air or spring-operated guns

7th W34.010 Accidental discharge of airgun POA

Accidental discharge of BB gun

Accidental discharge of pellet gun

7th W34.011 Accidental discharge of paintball gun POA

Accidental injury due to paintball discharge

7th W34.018 Accidental discharge of other gas, air or spring-operated gun POA

x7th W34.09 Accidental discharge from other specified firearms POA

Accidental discharge from Very pistol [flare]

5th W34.1 Accidental malfunction from other and unspecified firearms and guns

x7th W34.10 Accidental malfunction from unspecified firearms or gun POA

Firearm malfunction NOS

6th W34.11 Accidental malfunction of gas, air or spring-operated guns

7th W34.110 Accidental malfunction of airgun POA

Accidental malfunction of BB gun

Accidental malfunction of pellet gun

7th W34.111 Accidental malfunction of paintball gun POA

Accidental injury due to paintball gun malfunction

7th W34.118 Accidental malfunction of other gas, air or spring-operated gun POA

x7th W34.19 Accidental malfunction from other specified firearms POA

Accidental malfunction from Very pistol [flare]

x7th W35 Explosion and rupture of boiler POA

EXCLUDES1 *explosion and rupture of boiler on watercraft (V93.4)*

The appropriate 7th character is to be added to code W35

A = initial encounter

D = subsequent encounter

S = sequela

4th W36 Explosion and rupture of gas cylinder

The appropriate 7th character is to be added to each code from category W36

A = initial encounter

D = subsequent encounter

S = sequela

x7th W36.1 Explosion and rupture of aerosol can POA

x7th W36.2 Explosion and rupture of air tank POA

x7th W36.3 Explosion and rupture of pressurized-gas tank POA

x7th W36.8 Explosion and rupture of other gas cylinder POA

x7th W36.9 Explosion and rupture of unspecified gas cylinder POA

4th W37 Explosion and rupture of pressurized tire, pipe or hose

The appropriate 7th character is to be added to each code from category W37

A = initial encounter

D = subsequent encounter

S = sequela

x7th W37.0 Explosion of bicycle tire POA

x7th W37.8 Explosion and rupture of other pressurized tire, pipe or hose POA

x7th W38 Explosion and rupture of other specified pressurized devices POA

The appropriate 7th character is to be added to code W38

A = initial encounter

D = subsequent encounter

S = sequela

x7th W39 Discharge of firework POA

The appropriate 7th character is to be added to code W39

A = initial encounter

D = subsequent encounter

S = sequela

4th **W40 Explosion of other materials**

EXCLUDES1 *assault by explosive material (X96)*
explosion involving legal intervention (Y35.1-)
explosion involving military or war operations (Y36.0-, Y36.2-)
intentional self-harm by explosive material (X75)

The appropriate 7th character is to be added to each code from category W40

A = initial encounter
D = subsequent encounter
S = sequela

x7th **W40.0 Explosion of blasting material** POA

Explosion of blasting cap
Explosion of detonator
Explosion of dynamite
Explosion of explosive (any) used in blasting operations

x7th **W40.1 Explosion of explosive gases** POA

Explosion of acetylene
Explosion of butane
Explosion of coal gas
Explosion in mine NOS
Explosion of explosive gas
Explosion of fire damp
Explosion of gasoline fumes
Explosion of methane
Explosion of propane

x7th **W40.8 Explosion of other specified explosive materials** POA

Explosion in dump NOS
Explosion in factory NOS
Explosion in grain store
Explosion in munitions

EXCLUDES1 *explosion involving legal intervention (Y35.1-)*
explosion involving military or war operations (Y36.0-, Y36.2-)

x7th **W40.9 Explosion of unspecified explosive materials** POA

Explosion NOS

4th W42 Exposure to noise

The appropriate 7th character is to be added to each code from category W42

A = initial encounter

D = subsequent encounter

S = sequela

x7th W42.0 Exposure to supersonic waves POA

x7th W42.9 Exposure to other noise POA

Exposure to sound waves NOS

4th W44 Foreign body entering into or through a natural orifice

EXCLUDES2 *contact with other sharp objects (W26)*

contact with sharp glass (W25)

foreign body or object entering through skin (W45)

The appropriate 7th character is to be added to each code from category W44

A = initial encounter

D = subsequent encounter

S = sequela

5th W44.A Battery entering into or through a natural orifice

x7th W44.A0 Battery unspecified, entering into or through a natural orifice POA

x7th W44.A1 Button battery entering into or through a natural orifice POA

x7th W44.A9 Other batteries entering into or through a natural orifice POA

Cylindrical battery ▶entering into or through a natural orifice◀

- 5th W44.B Plastic entering into or through a natural orifice
  - x7th W44.B0 Plastic object unspecified, entering into or through a natural orifice POA
  - x7th W44.B1 Plastic bead entering into or through a natural orifice POA
    - EXCLUDES2 *Plastic jewelry entering into or through a natural orifice (W44.B4)*
  - x7th W44.B2 Plastic coin entering into or through a natural orifice POA
  - x7th W44.B3 Plastic toy and toy part entering into or through a natural orifice POA
  - x7th W44.B4 Plastic jewelry entering into or through a natural orifice POA
    - EXCLUDES2 *Plastic bead entering into or through a natural orifice (W44.B1)*
  - x7th W44.B5 Plastic bottle entering into or through a natural orifice POA
  - x7th W44.B9 Other plastic object entering into or through a natural orifice POA
- 5th W44.C Glass entering into or through a natural orifice
  - x7th W44.C0 Glass unspecified, entering into or through a natural orifice POA
  - x7th W44.C1 Sharp glass entering into or through a natural orifice POA
    - Glass shard entering into or through a natural orifice
  - x7th W44.C2 Intact glass entering into or through a natural orifice POA
    - Intact glass bottle entering into or through a natural orifice
- 5th W44.D Magnetic metal entering into or through a natural orifice
  - x7th W44.D0 Magnetic metal object unspecified, entering into or through a natural orifice POA
  - x7th W44.D1 Magnetic metal bead entering into or through a natural orifice POA
  - x7th W44.D2 Magnetic metal coin entering into or through a natural orifice POA
  - x7th W44.D3 Magnetic metal toy entering into or through a natural orifice POA
  - x7th W44.D4 Magnetic metal jewelry entering into or through a natural orifice POA
  - x7th W44.D9 Other magnetic metal objects entering into or through a natural orifice POA

- W44.E Non-magnetic metal entering into or through a natural orifice
  - W44.E0 Non-magnetic metal object unspecified, entering into or through a natural orifice POA
  - W44.E1 Non-magnetic metal bead entering into or through a natural orifice POA
  - W44.E2 Non-magnetic metal coin entering into or through a natural orifice POA
  - W44.E3 Non-magnetic metal toy entering into or through a natural orifice POA
  - W44.E4 Non-magnetic metal jewelry entering into or through a natural orifice POA
  - W44.E9 Other non-magnetic metal objects entering into or through a natural orifice POA
    - Bottle cap entering into or through a natural orifice
    - Can lid entering into or through a natural orifice
    - Pull tab entering into or through a natural orifice
- W44.F Objects of natural or organic material entering into or through a natural orifice
  - W44.F0 Objects of natural or organic material unspecified, entering into or through a natural orifice POA
  - W44.F1 Bezoar entering into or through a natural orifice POA
  - W44.F2 Rubber band entering into or through a natural orifice POA
  - W44.F3 Food entering into or through a natural orifice POA
  - W44.F4 Insect entering into or through a natural orifice POA
  - W44.F9 Other object of natural or organic material, entering into or through a natural orifice POA
- ▲ W44.G ▶Other non-organic objects entering into or through a natural orifice◀
  - W44.G0 Other non-organic objects unspecified, entering into or through a natural orifice POA
  - W44.G1 Audio device entering into or through a natural orifice POA
    - Ear buds
    - Hearing aids
  - W44.G2 Combination metal and plastic toy and toy part entering into or through natural orifice POA
  - W44.G3 Combination metal and plastic jewelry entering into or through a natural orifice POA
  - W44.G9 Other non-organic objects entering into or through a natural orifice POA

- W44.H Other sharp object entering into or through a natural orifice
  - W44.H0 Other sharp object unspecified, entering into or through a natural orifice POA
  - W44.H1 Needle entering into or through a natural orifice POA
    - Dart entering into or through a natural orifice
    - Hypodermic needle entering into or through a natural orifice
    - Safety pin entering into or through a natural orifice
    - Sewing needle entering into or through a natural orifice
  - W44.H2 Knife, sword or dagger entering into or through a natural orifice POA
  - W44.H9 Other sharp object entering into or through a natural orifice POA
    - *Shard pottery entering into or through a natural orifice
- W44.8 Other foreign body entering into or through a natural orifice POA
- W44.9 Unspecified foreign body entering into or through a natural orifice POA
  - Foreign body NOS entering into or through a natural orifice

4th **W45 Foreign body or object entering through skin**

INCLUDES *foreign body or object embedded in skin*
nail embedded in skin

EXCLUDES2 *contact with hand tools (nonpowered) (powered) (W27-W29)*
contact with other sharp object(s) (W26.-)
contact with sharp glass (W25.-)
struck by objects (W20-W22)

The appropriate 7th character is to be added to each code from category W45

A = initial encounter
D = subsequent encounter
S = sequela

x7th **W45.0 Nail entering through skin** POA

x7th **W45.3 Fishing hook entering through skin** POA

x7th **W45.8 Other foreign body or object entering through skin**

Splinter in skin NOS

4th **W46 Contact with hypodermic needle**

The appropriate 7th character is to be added to each code from category W46

A = initial encounter
D = subsequent encounter
S = sequela

x7th **W46.0 Contact with hypodermic needle**

Hypodermic needle stick NOS

x7th **W46.1 Contact with contaminated hypodermic needle**

4th W49 Exposure to other inanimate mechanical forces

INCLUDES *exposure to abnormal gravitational [G] forces*

exposure to inanimate mechanical forces NEC

EXCLUDES1 *exposure to inanimate mechanical forces involving military or war operations (Y36.-, Y37.-)*

The appropriate 7th character is to be added to each code from category W49

A = initial encounter

D = subsequent encounter

S = sequela

5th W49.0 Item causing external constriction

- x7th W49.01 Hair causing external constriction POA
- x7th W49.02 String or thread causing external constriction POA
- x7th W49.03 Rubber band causing external constriction POA
- x7th W49.04 Ring or other jewelry causing external constriction POA
- x7th W49.09 Other specified item causing external constriction POA

x7th W49.9 Exposure to other inanimate mechanical forces POA

Exposure to animate mechanical forces (W50-W64)

EXCLUDES1 *Toxic effect of contact with venomous animals and plants (T63.-)*

4th **W50 Accidental hit, strike, kick, twist, bite or scratch by another person**

INCLUDES *hit, strike, kick, twist, bite, or scratch by another person NOS*

EXCLUDES1 *assault by bodily force (Y04)*

struck by objects (W20-W22)

The appropriate 7th character is to be added to each code from category W50

A = initial encounter

D = subsequent encounter

S = sequela

7th **W50.0 Accidental hit or strike by another person**

Hit or strike by another person NOS

7th **W50.1 Accidental kick by another person**

Kick by another person NOS

7th **W50.2 Accidental twist by another person**

AHA: Q1 2015

Twist by another person NOS

7th **W50.3 Accidental bite by another person**

Human bite

Bite by another person NOS

7th **W50.4 Accidental scratch by another person**

Scratch by another person NOS

x7th W51 Accidental striking against or bumped into by another person

EXCLUDES1 *assault by striking against or bumping into by another person (Y04.2)*

fall due to collision with another person (W03)

The appropriate 7th character is to be added to code W51

A = initial encounter

D = subsequent encounter

S = sequela

x7th W52 Crushed, pushed or stepped on by crowd or human stampede POA

Crushed, pushed or stepped on by crowd or human stampede with or without fall

The appropriate 7th character is to be added to code W52

A = initial encounter

D = subsequent encounter

S = sequela

4th W53 Contact with rodent

INCLUDES *contact with saliva, feces or urine of rodent*

The appropriate 7th character is to be added to each code from category W53

A = initial encounter

D = subsequent encounter

S = sequela

5th W53.0 Contact with mouse

x7th W53.01 Bitten by mouse POA

x7th W53.09 Other contact with mouse POA

5th W53.1 Contact with rat

x7th W53.11 Bitten by rat POA

x7th W53.19 Other contact with rat POA

5th W53.2 Contact with squirrel

x7th W53.21 Bitten by squirrel POA

x7th W53.29 Other contact with squirrel POA

5th W53.8 Contact with other rodent

x7th W53.81 Bitten by other rodent POA

x7th W53.89 Other contact with other rodent POA

4th W54 Contact with dog

INCLUDES *contact with saliva, feces or urine of dog*

The appropriate 7th character is to be added to each code from category W54

A = initial encounter

D = subsequent encounter

S = sequela

x7th W54.0 Bitten by dog POA

AHA: Q4 2021, Q4 2018

x7th W54.1 Struck by dog POA

Knocked over by dog

x7th W54.8 Other contact with dog POA

4th W55 Contact with other mammals

INCLUDES *contact with saliva, feces or urine of mammal*

EXCLUDES1 *animal being ridden- see transport accidents*

bitten or struck by dog (W54)

bitten or struck by rodent (W53.-)

contact with marine mammals (W56.-)

The appropriate 7th character is to be added to each code from category W55

A = initial encounter

D = subsequent encounter

S = sequela

5th W55.0 Contact with cat

x7th W55.01 Bitten by cat POA

x7th W55.03 Scratched by cat POA

x7th W55.09 Other contact with cat POA

- 5th W55.1 Contact with horse
  - 7th W55.11 Bitten by horse POA
  - 7th W55.12 Struck by horse POA
  - 7th W55.19 Other contact with horse POA
- 5th W55.2 Contact with cow
  - Contact with bull
  - 7th W55.21 Bitten by cow POA
  - 7th W55.22 Struck by cow POA
    - Gored by bull
  - 7th W55.29 Other contact with cow POA
- 5th W55.3 Contact with other hoof stock
  - Contact with goats
  - Contact with sheep
  - 7th W55.31 Bitten by other hoof stock POA
  - 7th W55.32 Struck by other hoof stock POA
    - Gored by goat
    - Gored by ram
  - 7th W55.39 Other contact with other hoof stock POA
- 5th W55.4 Contact with pig
  - 7th W55.41 Bitten by pig POA
  - 7th W55.42 Struck by pig POA
  - 7th W55.49 Other contact with pig POA
- 5th W55.5 Contact with raccoon
  - 7th W55.51 Bitten by raccoon POA
  - 7th W55.52 Struck by raccoon POA
  - 7th W55.59 Other contact with raccoon POA
- 5th W55.8 Contact with other mammals
  - 7th W55.81 Bitten by other mammals POA
  - 7th W55.82 Struck by other mammals POA
  - 7th W55.89 Other contact with other mammals POA

4th W56 Contact with nonvenomous marine animal

EXCLUDES1 *contact with venomous marine animal (T63.-)*

The appropriate 7th character is to be added to each code from category W56

A = initial encounter

D = subsequent encounter

S = sequela

5th W56.0 Contact with dolphin

7th W56.01 Bitten by dolphin POA

7th W56.02 Struck by dolphin POA

7th W56.09 Other contact with dolphin POA

5th W56.1 Contact with sea lion

7th W56.11 Bitten by sea lion POA

7th W56.12 Struck by sea lion POA

7th W56.19 Other contact with sea lion POA

5th W56.2 Contact with orca

Contact with killer whale

7th W56.21 Bitten by orca POA

7th W56.22 Struck by orca POA

7th W56.29 Other contact with orca POA

5th W56.3 Contact with other marine mammals

7th W56.31 Bitten by other marine mammals POA

7th W56.32 Struck by other marine mammals POA

7th W56.39 Other contact with other marine mammals POA

- 5th W56.4 Contact with shark
  - x7th W56.41 Bitten by shark POA
  - x7th W56.42 Struck by shark POA
  - x7th W56.49 Other contact with shark POA
- 5th W56.5 Contact with other fish
  - x7th W56.51 Bitten by other fish POA
  - x7th W56.52 Struck by other fish POA
  - x7th W56.59 Other contact with other fish POA
- 5th W56.8 Contact with other nonvenomous marine animals
  - x7th W56.81 Bitten by other nonvenomous marine animals POA
  - x7th W56.82 Struck by other nonvenomous marine animals POA
  - x7th W56.89 Other contact with other nonvenomous marine animals POA

- W57 Bitten or stung by nonvenomous insect and other nonvenomous arthropods POA
  - EXCLUDES1 *contact with venomous insects and arthropods (T63.2-, T63.3-, T63.4-)*
  - The appropriate 7th character is to be added to code W57
    - A = initial encounter
    - D = subsequent encounter
    - S = sequela
- W58 Contact with crocodile or alligator
  - The appropriate 7th character is to be added to each code from category W58
    - A = initial encounter
    - D = subsequent encounter
    - S = sequela
  - W58.0 Contact with alligator
    - W58.01 Bitten by alligator POA
    - W58.02 Struck by alligator POA
    - W58.03 Crushed by alligator POA
    - W58.09 Other contact with alligator POA
  - W58.1 Contact with crocodile
    - W58.11 Bitten by crocodile POA
    - W58.12 Struck by crocodile POA
    - W58.13 Crushed by crocodile POA
    - W58.19 Other contact with crocodile POA

- 4th W59 Contact with other nonvenomous reptiles
  - EXCLUDES1 *contact with venomous reptile (T63.0-, T63.1-)*
  - **The appropriate 7th character is to be added to each code from category W59**
    - **A = initial encounter**
    - **D = subsequent encounter**
    - **S = sequela**
  - 5th W59.0 Contact with nonvenomous lizards
    - x7th W59.01 Bitten by nonvenomous lizards POA
    - x7th W59.02 Struck by nonvenomous lizards POA
    - x7th W59.09 Other contact with nonvenomous lizards POA

      Exposure to nonvenomous lizards
  - 5th W59.1 Contact with nonvenomous snakes
    - x7th W59.11 Bitten by nonvenomous snake POA
    - x7th W59.12 Struck by nonvenomous snake POA
    - x7th W59.13 Crushed by nonvenomous snake POA
    - x7th W59.19 Other contact with nonvenomous snake POA
  - 5th W59.2 Contact with turtles
    - EXCLUDES1 *contact with tortoises (W59.8-)*
    - x7th W59.21 Bitten by turtle POA
    - x7th W59.22 Struck by turtle POA
    - x7th W59.29 Other contact with turtle POA

      Exposure to turtles
  - 5th W59.8 Contact with other nonvenomous reptiles
    - x7th W59.81 Bitten by other nonvenomous reptiles POA
    - x7th W59.82 Struck by other nonvenomous reptiles POA
    - x7th W59.83 Crushed by other nonvenomous reptiles POA
    - x7th W59.89 Other contact with other nonvenomous reptiles POA

W60 Contact with nonvenomous plant thorns and spines and sharp leaves POA

EXCLUDES1 *Contact with venomous plants (T63.7-)*

The appropriate 7th character is to be added to code W60

A = initial encounter

D = subsequent encounter

S = sequela

W61 Contact with birds (domestic) (wild)

INCLUDES *contact with excreta of birds*

The appropriate 7th character is to be added to each code from category W61

A = initial encounter

D = subsequent encounter

S = sequela

W61.0 Contact with parrot

- W61.01 Bitten by parrot POA
- W61.02 Struck by parrot POA
- W61.09 Other contact with parrot POA

  Exposure to parrots

W61.1 Contact with macaw

- W61.11 Bitten by macaw POA
- W61.12 Struck by macaw POA
- W61.19 Other contact with macaw POA

  Exposure to macaws

- W61.2 Contact with other psittacines
  - W61.21 Bitten by other psittacines POA
  - W61.22 Struck by other psittacines POA
  - W61.29 Other contact with other psittacines POA

    Exposure to other psittacines
- W61.3 Contact with chicken
  - W61.32 Struck by chicken POA
  - W61.33 Pecked by chicken POA
  - W61.39 Other contact with chicken POA

    Exposure to chickens
- W61.4 Contact with turkey
  - W61.42 Struck by turkey POA
  - W61.43 Pecked by turkey POA
  - W61.49 Other contact with turkey POA
- W61.5 Contact with goose
  - W61.51 Bitten by goose POA
  - W61.52 Struck by goose POA
  - W61.59 Other contact with goose POA
- W61.6 Contact with duck
  - W61.61 Bitten by duck POA
  - W61.62 Struck by duck POA
  - W61.69 Other contact with duck POA

5th W61.9 Contact with other birds

x7th W61.91 Bitten by other birds POA

x7th W61.92 Struck by other birds POA

x7th W61.99 Other contact with other birds POA

Contact with bird NOS

4th W62 Contact with nonvenomous amphibians

EXCLUDES1 *contact with venomous amphibians (T63.81-T63.83)*

The appropriate 7th character is to be added to each code from category W62

A = initial encounter

D = subsequent encounter

S = sequela

x7th W62.0 Contact with nonvenomous frogs POA

x7th W62.1 Contact with nonvenomous toads POA

x7th W62.9 Contact with other nonvenomous amphibians POA

x7th W64 Exposure to other animate mechanical forces POA

INCLUDES *exposure to nonvenomous animal NOS*

EXCLUDES1 *contact with venomous animal (T63.-)*

The appropriate 7th character is to be added to code W64

A = initial encounter

D = subsequent encounter

S = sequela

Accidental non-transport drowning and submersion (W65-W74)

EXCLUDES1 *accidental drowning and submersion due to fall into water (W16.-)*
accidental drowning and submersion due to water transport accident (V90.-, V92.-)
EXCLUDES2 *accidental drowning and submersion due to cataclysm (X34-X39)*

x7th **W65 Accidental drowning and submersion while in bath-tub** POA

EXCLUDES1 *accidental drowning and submersion due to fall in (into) bathtub (W16.211)*

The appropriate 7th character is to be added to code W65

A = initial encounter
D = subsequent encounter
S = sequela

x7th **W67 Accidental drowning and submersion while in swimming-pool** POA

AHA: Q1 2023

EXCLUDES1 *accidental drowning and submersion due to fall into swimming pool (W16.011, W16.021, W16.031)*
accidental drowning and submersion due to striking into wall of swimming pool (W22.041)

The appropriate 7th character is to be added to code W67

A = initial encounter
D = subsequent encounter
S = sequela

W69 **Accidental drowning and submersion while in natural water** POA

Accidental drowning and submersion while in lake

Accidental drowning and submersion while in open sea

Accidental drowning and submersion while in river

Accidental drowning and submersion while in stream

EXCLUDES1 *accidental drowning and submersion due to fall into natural body of water (W16.111, W16.121, W16.131)*

The appropriate 7th character is to be added to code W69

A = initial encounter

D = subsequent encounter

S = sequela

W73 **Other specified cause of accidental non-transport drowning and submersion** POA

Accidental drowning and submersion while in quenching tank

Accidental drowning and submersion while in reservoir

EXCLUDES1 *accidental drowning and submersion due to fall into other water (W16.311, W16.321, W16.331)*

The appropriate 7th character is to be added to code W73

A = initial encounter

D = subsequent encounter

S = sequela

W74 **Unspecified cause of accidental drowning and submersion** POA

Drowning NOS

The appropriate 7th character is to be added to code W74

A = initial encounter

D = subsequent encounter

S = sequela

Exposure to electric current, radiation and extreme ambient air temperature and pressure (W85-W99)

EXCLUDES1 *exposure to:*

failure in dosage of radiation or temperature during surgical and medical care (Y63.2-Y63.5)

lightning (T75.0-)

natural cold (X31)

natural heat (X30)

natural radiation NOS (X39)

radiological procedure and radiotherapy (Y84.2)

sunlight (X32)

x-7th W85 **Exposure to electric transmission lines** POA

Broken power line

The appropriate 7th character is to be added to code W85

A = initial encounter

D = subsequent encounter

S = sequela

4th W86 **Exposure to other specified electric current**

The appropriate 7th character is to be added to each code from category W86

A = initial encounter

D = subsequent encounter

S = sequela

- W86.0 Exposure to domestic wiring and appliances POA
- W86.1 Exposure to industrial wiring, appliances and electrical machinery POA
  - Exposure to conductors
  - Exposure to control apparatus
  - Exposure to electrical equipment and machinery
  - Exposure to transformers
- W86.8 Exposure to other electric current POA
  - Exposure to wiring and appliances in or on farm (not farmhouse)
  - Exposure to wiring and appliances outdoors
  - Exposure to wiring and appliances in or on public building
  - Exposure to wiring and appliances in or on residential institutions
  - Exposure to wiring and appliances in or on schools

W88 Exposure to ionizing radiation

EXCLUDES1 *exposure to sunlight (X32)*

The appropriate 7th character is to be added to each code from category W88

- **A = initial encounter**
- **D = subsequent encounter**
- **S = sequela**

- W88.0 Exposure to X-rays POA
- W88.1 Exposure to radioactive isotopes POA
- W88.8 Exposure to other ionizing radiation POA

- 4th W89 Exposure to man-made visible and ultraviolet light
  - INCLUDES *exposure to welding light (arc)*
  - EXCLUDES2 *exposure to sunlight (X32)*
  - The appropriate 7th character is to be added to each code from category W89
    - A = initial encounter
    - D = subsequent encounter
    - S = sequela
  - 7th W89.0 Exposure to welding light (arc) POA
  - 7th W89.1 Exposure to tanning bed POA
  - 7th W89.8 Exposure to other man-made visible and ultraviolet light POA
  - 7th W89.9 Exposure to unspecified man-made visible and ultraviolet light POA
- 4th W90 Exposure to other nonionizing radiation
  - EXCLUDES2 *exposure to sunlight (X32)*
  - The appropriate 7th character is to be added to each code from category W90
    - A = initial encounter
    - D = subsequent encounter
    - S = sequela
  - 7th W90.0 Exposure to radiofrequency POA
  - 7th W90.1 Exposure to infrared radiation POA
  - 7th W90.2 Exposure to laser radiation POA
  - 7th W90.8 Exposure to other nonionizing radiation POA
- 7th W92 Exposure to excessive heat of man-made origin POA
  - The appropriate 7th character is to be added to code W92
    - A = initial encounter
    - D = subsequent encounter
    - S = sequela

4th W93 Exposure to excessive cold of man-made origin

The appropriate 7th character is to be added to each code from category W93

A = initial encounter

D = subsequent encounter

S = sequela

5th W93.0 Contact with or inhalation of dry ice

x7th W93.01 Contact with dry ice POA

x7th W93.02 Inhalation of dry ice POA

5th W93.1 Contact with or inhalation of liquid air

x7th W93.11 Contact with liquid air POA

Contact with liquid hydrogen

Contact with liquid nitrogen

x7th W93.12 Inhalation of liquid air POA

Inhalation of liquid hydrogen

Inhalation of liquid nitrogen

x7th W93.2 Prolonged exposure in deep freeze unit or refrigerator POA

x7th W93.8 Exposure to other excessive cold of man-made origin POA

- W94 Exposure to high and low air pressure and changes in air pressure
  - The appropriate 7th character is to be added to each code from category W94
    - A = initial encounter
    - D = subsequent encounter
    - S = sequela
  - W94.0 Exposure to prolonged high air pressure POA
  - W94.1 Exposure to prolonged low air pressure
    - W94.11 Exposure to residence or prolonged visit at high altitude POA
    - W94.12 Exposure to other prolonged low air pressure POA
  - W94.2 Exposure to rapid changes in air pressure during ascent
    - W94.21 Exposure to reduction in atmospheric pressure while surfacing from deep-water diving POA
    - W94.22 Exposure to reduction in atmospheric pressure while surfacing from underground POA
    - W94.23 Exposure to sudden change in air pressure in aircraft during ascent POA
    - W94.29 Exposure to other rapid changes in air pressure during ascent POA
  - W94.3 Exposure to rapid changes in air pressure during descent
    - W94.31 Exposure to sudden change in air pressure in aircraft during descent POA
    - W94.32 Exposure to high air pressure from rapid descent in water POA
    - W94.39 Exposure to other rapid changes in air pressure during descent POA
- W99 Exposure to other man-made environmental factors POA
  - The appropriate 7th character is to be added to code W99
    - A = initial encounter
    - D = subsequent encounter
    - S = sequela

Exposure to smoke, fire and flames (X00-X08)

EXCLUDES1 *arson (X97)*

EXCLUDES2 *explosions (W35-W40)*

lightning (T75.0-)

transport accident (V01-V99)

4th **X00 Exposure to uncontrolled fire in building or structure**

INCLUDES *conflagration in building or structure*

Code first any associated cataclysm

EXCLUDES2 *Exposure to ignition or melting of nightwear (X05)*

Exposure to ignition or melting of other clothing and apparel (X06.-)

Exposure to other specified smoke, fire and flames (X08.-)

The appropriate 7th character is to be added to each code from category X00

A = initial encounter

D = subsequent encounter

S = sequela

X00.0 Exposure to flames in uncontrolled fire in building or structure

AHA: Q2 2016, Q1 2015

X00.1 Exposure to smoke in uncontrolled fire in building or structure

X00.2 Injury due to collapse of burning building or structure in uncontrolled fire

EXCLUDES1 *injury due to collapse of building not on fire (W20.1)*

X00.3 Fall from burning building or structure in uncontrolled fire

X00.4 Hit by object from burning building or structure in uncontrolled fire

X00.5 Jump from burning building or structure in uncontrolled fire

X00.8 Other exposure to uncontrolled fire in building or structure

X01 Exposure to uncontrolled fire, not in building or structure

INCLUDES *exposure to forest fire*

The appropriate 7th character is to be added to each code from category X01

A = initial encounter

D = subsequent encounter

S = sequela

X01.0 Exposure to flames in uncontrolled fire, not in building or structure

X01.1 Exposure to smoke in uncontrolled fire, not in building or structure

X01.3 Fall due to uncontrolled fire, not in building or structure

X01.4 Hit by object due to uncontrolled fire, not in building or structure

X01.8 Other exposure to uncontrolled fire, not in building or structure

4th X02 Exposure to controlled fire in building or structure

INCLUDES *exposure to fire in fireplace*
exposure to fire in stove

The appropriate 7th character is to be added to each code from category X02

A = initial encounter
D = subsequent encounter
S = sequela

7th X02.0 Exposure to flames in controlled fire in building or structure POA

7th X02.1 Exposure to smoke in controlled fire in building or structure POA

7th X02.2 Injury due to collapse of burning building or structure in controlled fire POA

EXCLUDES1 *injury due to collapse of building not on fire (W20.1)*

7th X02.3 Fall from burning building or structure in controlled fire POA

7th X02.4 Hit by object from burning building or structure in controlled fire POA

7th X02.5 Jump from burning building or structure in controlled fire POA

7th X02.8 Other exposure to controlled fire in building or structure POA

4th X03 Exposure to controlled fire, not in building or structure

INCLUDES *exposure to bon fire*
exposure to camp-fire
exposure to trash fire

The appropriate 7th character is to be added to each code from category X03

A = initial encounter
D = subsequent encounter
S = sequela

7th X03.0 Exposure to flames in controlled fire, not in building or structure POA

AHA: Q1 2015

7th X03.1 Exposure to smoke in controlled fire, not in building or structure POA

7th X03.3 Fall due to controlled fire, not in building or structure POA

7th X03.4 Hit by object due to controlled fire, not in building or structure POA

7th X03.8 Other exposure to controlled fire, not in building or structure POA

X04 **Exposure to ignition of highly flammable material** POA

AHA: Q2 2017

Exposure to ignition of gasoline

Exposure to ignition of kerosene

Exposure to ignition of petrol

EXCLUDES2 *exposure to ignition or melting of nightwear (X05)*

exposure to ignition or melting of other clothing and apparel (X06)

The appropriate 7th character is to be added to code X04

A = initial encounter

D = subsequent encounter

S = sequela

X05 **Exposure to ignition or melting of nightwear**

AHA: Q4 2024, Q4 2023

EXCLUDES2 *exposure to uncontrolled fire in building or structure (X00.-)*

exposure to uncontrolled fire, not in building or structure (X01.-)

exposure to controlled fire in building or structure (X02.-)

exposure to controlled fire, not in building or structure (X03.-)

exposure to ignition of highly flammable materials (X04.-)

The appropriate 7th character is to be added to code X05

A = initial encounter

D = subsequent encounter

S = sequela

4th X06 Exposure to ignition or melting of other clothing and apparel

EXCLUDES2 *exposure to uncontrolled fire in building or structure (X00.-)*

exposure to uncontrolled fire, not in building or structure (X01.-)

exposure to controlled fire in building or structure (X02.-)

exposure to controlled fire, not in building or structure (X03.-)

exposure to ignition of highly flammable materials (X04.-)

The appropriate 7th character is to be added to each code from category X06

A = initial encounter

D = subsequent encounter

S = sequela

x7th X06.0 Exposure to ignition of plastic jewelry

x7th X06.1 Exposure to melting of plastic jewelry

x7th X06.2 Exposure to ignition of other clothing and apparel

x7th X06.3 Exposure to melting of other clothing and apparel

4th X08 Exposure to other specified smoke, fire and flames

The appropriate 7th character is to be added to each code from category X08

A = initial encounter

D = subsequent encounter

S = sequela

5th X08.0 Exposure to bed fire

Exposure to mattress fire

x7th X08.00 Exposure to bed fire due to unspecified burning material

x7th X08.01 Exposure to bed fire due to burning cigarette

AHA: Q1 2015

x7th X08.09 Exposure to bed fire due to other burning material

5th X08.1 Exposure to sofa fire

x7th X08.10 Exposure to sofa fire due to unspecified burning material

x7th X08.11 Exposure to sofa fire due to burning cigarette

x7th X08.19 Exposure to sofa fire due to other burning material

5th X08.2 Exposure to other furniture fire

x7th X08.20 Exposure to other furniture fire due to unspecified burning material

x7th X08.21 Exposure to other furniture fire due to burning cigarette

x7th X08.29 Exposure to other furniture fire due to other burning material

x7th X08.8 Exposure to other specified smoke, fire and flames

Contact with heat and hot substances (X10-X19)

EXCLUDES1 *exposure to excessive natural heat (X30)*

exposure to fire and flames (X00-X08)

4th X10 **Contact with hot drinks, food, fats and cooking oils**

The appropriate 7th character is to be added to each code from category X10

A = initial encounter

D = subsequent encounter

S = sequela

7th X10.0 **Contact with hot drinks**

7th X10.1 **Contact with hot food**

7th X10.2 **Contact with fats and cooking oils**

4th X11 **Contact with hot tap-water**

INCLUDES *contact with boiling tap-water*

contact with boiling water NOS

EXCLUDES1 *contact with water heated on stove (X12)*

The appropriate 7th character is to be added to each code from category X11

A = initial encounter

D = subsequent encounter

S = sequela

X11.0 **Contact with hot water in bath or tub**

EXCLUDES1 *contact with running hot water in bath or tub (X11.1)*

X11.1 **Contact with running hot water**

Contact with hot water running out of hose

Contact with hot water running out of tap

X11.8 **Contact with other hot tap-water**

Contact with hot water in bucket

Contact with hot tap-water NOS

X12 **Contact with other hot fluids**

Contact with water heated on stove

EXCLUDES1 *hot (liquid) metals (X18)*

The appropriate 7th character is to be added to code X12

A = initial encounter

D = subsequent encounter

S = sequela

4th X13 Contact with steam and other hot vapors

The appropriate 7th character is to be added to each code from category X13

A = initial encounter

D = subsequent encounter

S = sequela

x7th X13.0 Inhalation of steam and other hot vapors

x7th X13.1 Other contact with steam and other hot vapors

4th X14 Contact with hot air and other hot gases

The appropriate 7th character is to be added to each code from category X14

A = initial encounter

D = subsequent encounter

S = sequela

x7th X14.0 Inhalation of hot air and gases

x7th X14.1 Other contact with hot air and other hot gases

4th X15 Contact with hot household appliances

EXCLUDES1 *contact with heating appliances (X16)*

contact with powered household appliances (W29.-)

exposure to controlled fire in building or structure due to household appliance (X02.8)

exposure to household appliances electrical current (W86.0)

The appropriate 7th character is to be added to each code from category X15

A = initial encounter

D = subsequent encounter

S = sequela

X15.0 Contact with hot stove (kitchen)

X15.1 Contact with hot toaster

X15.2 Contact with hotplate

X15.3 Contact with hot saucepan or skillet

Contact with hot cooking pan

Contact with hot cooking pot

X15.8 Contact with other hot household appliances

Contact with cooker

Contact with kettle

Contact with light bulbs

X16 Contact with hot heating appliances, radiators and pipes

EXCLUDES1 *contact with powered appliances (W29.-)*

exposure to controlled fire in building or structure due to appliance (X02.8)

exposure to industrial appliances electrical current (W86.1)

The appropriate 7th character is to be added to code X16

A = initial encounter

D = subsequent encounter

S = sequela

x7th **X17 Contact with hot engines, machinery and tools**

EXCLUDES1 *contact with hot heating appliances, radiators and pipes (X16)*

contact with hot household appliances (X15)

The appropriate 7th character is to be added to code X17

A = initial encounter

D = subsequent encounter

S = sequela

x7th **X18 Contact with other hot metals**

Contact with liquid metal

The appropriate 7th character is to be added to code X18

A = initial encounter

D = subsequent encounter

S = sequela

x7th **X19 Contact with other heat and hot substances**

EXCLUDES1 *objects that are not normally hot, e.g., an object made hot by a house fire (X00-X08)*

The appropriate 7th character is to be added to code X19

A = initial encounter

D = subsequent encounter

S = sequela

Exposure to forces of nature (X30-X39)

X30 **Exposure to excessive natural heat** POA

See Official Guidelines, "Other External Causes of Morbidity Code Issues" I.B.19.c

AHA: Q4 2018

Exposure to excessive heat as the cause of sunstroke

Exposure to heat NOS

EXCLUDES1 *excessive heat of man-made origin (W92)*

exposure to man-made radiation (W89)

exposure to sunlight (X32)

exposure to tanning bed (W89)

The appropriate 7th character is to be added to code X30

A = initial encounter

D = subsequent encounter

S = sequela

X31 **Exposure to excessive natural cold** POA

See Official Guidelines, "Other External Causes of Morbidity Code Issues" I.B.19.c

AHA: Q4 2018

Excessive cold as the cause of chilblains NOS

Excessive cold as the cause of immersion foot or hand

Exposure to cold NOS

Exposure to weather conditions

EXCLUDES1 *cold of man-made origin (W93.-)*

contact with or inhalation of dry ice (W93.-)

contact with or inhalation of liquefied gas (W93.-)

The appropriate 7th character is to be added to code X31

A = initial encounter

D = subsequent encounter

S = sequela

X32 **Exposure to sunlight** POA

EXCLUDES1 *man-made radiation (tanning bed) (W89)*

EXCLUDES2 *radiation-related disorders of the skin and subcutaneous tissue (L55-L59)*

The appropriate 7th character is to be added to code X32

A = initial encounter

D = subsequent encounter

S = sequela

X34 **Earthquake** POA

EXCLUDES2 *tidal wave (tsunami) due to earthquake (X37.41)*

The appropriate 7th character is to be added to code X34

A = initial encounter

D = subsequent encounter

S = sequela

X35 **Volcanic eruption** POA

EXCLUDES2 *tidal wave (tsunami) due to volcanic eruption (X37.41)*

The appropriate 7th character is to be added to code X35

A = initial encounter

D = subsequent encounter

S = sequela

4th X36 **Avalanche, landslide and other earth movements**

INCLUDES *victim of mudslide of cataclysmic nature*

EXCLUDES1 *earthquake (X34)*

EXCLUDES2 *transport accident involving collision with avalanche or landslide not in motion (V01-V99)*

The appropriate 7th character is to be added to each code from category X36

A = initial encounter

D = subsequent encounter

S = sequela

7th X36.0 **Collapse of dam or man-made structure causing earth movement** POA

See Official Guidelines, "Sequencing of External Causes of Morbidity Codes" I.B.19.b

AHA: Q4 2018

7th X36.1 **Avalanche, landslide, or mudslide** POA

4th X37 **Cataclysmic storm**

The appropriate 7th character is to be added to each code from category X37

A = initial encounter

D = subsequent encounter

S = sequela

7th X37.0 **Hurricane** POA

See Official Guidelines, "Sequencing of External Causes of Morbidity Codes" I.B.19.b, "Other External Causes of Morbidity Code Issues" I.B.19.c

AHA: Q4 2018

Storm surge

Typhoon

7th X37.1 **Tornado** POA

Cyclone

Twister

7th X37.2 **Blizzard (snow)(ice)** POA

7th X37.3 **Dust storm** POA

- 5th X37.4 **Tidalwave**
  - x7th X37.41 **Tidal wave due to earthquake or volcanic eruption** POA
    - Tidal wave NOS
    - Tsunami
  - x7th X37.42 **Tidal wave due to storm** POA
  - x7th X37.43 **Tidal wave due to landslide** POA
- x7th X37.8 **Other cataclysmic storms** POA
  - Cloudburst
  - Torrential rain
  - EXCLUDES2 *flood (X38)*
- x7th X37.9 **Unspecified cataclysmic storm** POA
  - Storm NOS
  - EXCLUDES1 *collapse of dam or man-made structure causing earth movement (X36.0)*

7th X38 **Flood** POA

See Official Guidelines, "Sequencing of External Causes of Morbidity Codes" I.B.19.b, "Other External Causes of Morbidity Code Issues" I.B.19.c

AHA: Q4 2018

Flood arising from remote storm

Flood of cataclysmic nature arising from melting snow

Flood resulting directly from storm

EXCLUDES1 *collapse of dam or man-made structure causing earth movement (X36.0)*

tidal wave NOS (X37.41)

tidal wave caused by storm (X37.42)

The appropriate 7th character is to be added to code X38

A = initial encounter

D = subsequent encounter

S = sequela

4th X39 **Exposure to other forces of nature**

The appropriate 7th character is to be added to each code from category X39

A = initial encounter

D = subsequent encounter

S = sequela

5th X39.0 **Exposure to natural radiation**

EXCLUDES1 *contact with and (suspected) exposure to radon and other naturally occurring radiation (Z77.123)*

exposure to man-made radiation (W88-W90)

exposure to sunlight (X32)

7th X39.01 **Exposure to radon** POA

7th X39.08 **Exposure to other natural radiation** POA

7th X39.8 **Other exposure to forces of nature** POA

Overexertion and strenuous or repetitive movements (X50)

4th X50 Overexertion and strenuous or repetitive movements

The appropriate 7th character is to be added to each code from category X50

A = initial encounter

D = subsequent encounter

S = sequela

x7th X50.0 Overexertion from strenuous movement or load POA

AHA: Q4 2016

Lifting heavy objects

Lifting weights

x7th X50.1 Overexertion from prolonged static or awkward postures POA

Prolonged bending

Prolonged kneeling

Prolonged reaching

Prolonged sitting

Prolonged standing

Prolonged twisting

Static bending

Static kneeling

Static reaching

Static sitting

Static standing

Static twisting

x7th X50.3 Overexertion from repetitive movements POA

AHA: Q4 2016

Use of hand as hammer

EXCLUDES2 *Overuse from prolonged static or awkward postures (X50.1)*

x7th X50.9 Other and unspecified overexertion or strenuous movements or postures POA

Contact pressure

Contact stress

Accidental exposure to other specified factors (X52-X58)

X52 **Prolonged stay in weightless environment** POA

Weightlessness in spacecraft (simulator)

The appropriate 7th character is to be added to code X52

A = initial encounter

D = subsequent encounter

S = sequela

X58 **Exposure to other specified factors**

Accident NOS

Exposure NOS

The appropriate 7th character is to be added to code X58

A = initial encounter

D = subsequent encounter

S = sequela

Intentional self-harm (X71-X83)

Purposely self-inflicted injury

Suicide (attempted)

4th X71 Intentional self-harm by drowning and submersion

The appropriate 7th character is to be added to each code from category X71

A = initial encounter

D = subsequent encounter

S = sequela

x7th X71.0 Intentional self-harm by drowning and submersion while in bathtub HCC RxHCC

x7th X71.1 Intentional self-harm by drowning and submersion while in swimming pool POA HCC RxHCC

x7th X71.2 Intentional self-harm by drowning and submersion after jump into swimming pool POA HCC RxHCC

x7th X71.3 Intentional self-harm by drowning and submersion in natural water POA HCC RxHCC

x7th X71.8 Other intentional self-harm by drowning and submersion POA HCC RxHCC

x7th X71.9 Intentional self-harm by drowning and submersion, unspecified POA HCC RxHCC

x7th X72 Intentional self-harm by handgun discharge POA HCC RxHCC

Intentional self-harm by gun for single hand use

Intentional self-harm by pistol

Intentional self-harm by revolver

EXCLUDES1 *Very pistol (X74.8)*

The appropriate 7th character is to be added to code X72

A = initial encounter

D = subsequent encounter

S = sequela

4th X73 Intentional self-harm by rifle, shotgun and larger firearm discharge

EXCLUDES1 *airgun (X74.01)*

The appropriate 7th character is to be added to each code from category X73

A = initial encounter

D = subsequent encounter

S = sequela

x7th X73.0 Intentional self-harm by shotgun discharge POA HCC RxHCC

x7th X73.1 Intentional self-harm by hunting rifle discharge POA HCC RxHCC

x7th X73.2 Intentional self-harm by machine gun discharge POA HCC RxHCC

x7th X73.8 Intentional self-harm by other larger firearm discharge POA HCC RxHCC

x7th X73.9 Intentional self-harm by unspecified larger firearm discharge POA HCC RxHCC

4th X74 Intentional self-harm by other and unspecified firearm and gun discharge

The appropriate 7th character is to be added to each code from category X74

A = initial encounter

D = subsequent encounter

S = sequela

5th X74.0 Intentional self-harm by gas, air or spring-operated guns

x7th X74.01 Intentional self-harm by airgun POA HCC RxHCC

Intentional self-harm by BB gun discharge

Intentional self-harm by pellet gun discharge

x7th X74.02 Intentional self-harm by paintball gun POA HCC RxHCC

x7th X74.09 Intentional self-harm by other gas, air or spring-operated gun POA HCC RxHCC

x7th X74.8 Intentional self-harm by other firearm discharge POA HCC RxHCC

Intentional self-harm by Very pistol [flare] discharge

x7th X74.9 Intentional self-harm by unspecified firearm discharge POA HCC RxHCC

x7th X75 Intentional self-harm by explosive material POA HCC RxHCC

The appropriate 7th character is to be added to code X75

A = initial encounter

D = subsequent encounter

S = sequela

x7th X76 Intentional self-harm by smoke, fire and flames POA HCC RxHCC

The appropriate 7th character is to be added to code X76

A = initial encounter

D = subsequent encounter

S = sequela

4th X77 Intentional self-harm by steam, hot vapors and hot objects

The appropriate 7th character is to be added to each code from category X77

A = initial encounter

D = subsequent encounter

S = sequela

- 7th X77.0 Intentional self-harm by steam or hot vapors POA HCC RxHCC
- 7th X77.1 Intentional self-harm by hot tap water POA HCC RxHCC
- 7th X77.2 Intentional self-harm by other hot fluids POA HCC RxHCC
- 7th X77.3 Intentional self-harm by hot household appliances POA HCC RxHCC
- 7th X77.8 Intentional self-harm by other hot objects POA HCC RxHCC
- 7th X77.9 Intentional self-harm by unspecified hot objects POA HCC RxHCC

4th X78 Intentional self-harm by sharp object

The appropriate 7th character is to be added to each code from category X78

A = initial encounter

D = subsequent encounter

S = sequela

x7th X78.0 Intentional self-harm by sharp glass HCC RxHCC

x7th X78.1 Intentional self-harm by knife HCC RxHCC

x7th X78.2 Intentional self-harm by sword or dagger HCC RxHCC

x7th X78.8 Intentional self-harm by other sharp object HCC RxHCC

AHA: Q1 2022

x7th X78.9 Intentional self-harm by unspecified sharp object HCC RxHCC

x7th X79 Intentional self-harm by blunt object HCC RxHCC

The appropriate 7th character is to be added to code X79

A = initial encounter

D = subsequent encounter

S = sequela

x7th X80 Intentional self-harm by jumping from a high place HCC RxHCC

Intentional fall from one level to another

The appropriate 7th character is to be added to code X80

A = initial encounter

D = subsequent encounter

S = sequela

4th X81 Intentional self-harm by jumping or lying in front of moving object

The appropriate 7th character is to be added to each code from category X81

A = initial encounter

D = subsequent encounter

S = sequela

7th X81.0 Intentional self-harm by jumping or lying in front of motor vehicle POA HCC RxHCC

7th X81.1 Intentional self-harm by jumping or lying in front of (subway) train POA HCC RxHCC

7th X81.8 Intentional self-harm by jumping or lying in front of other moving object POA HCC RxHCC

4th X82 Intentional self-harm by crashing of motor vehicle

The appropriate 7th character is to be added to each code from category X82

A = initial encounter

D = subsequent encounter

S = sequela

7th X82.0 Intentional collision of motor vehicle with other motor vehicle POA HCC RxHCC

7th X82.1 Intentional collision of motor vehicle with train POA HCC RxHCC

7th X82.2 Intentional collision of motor vehicle with tree POA HCC RxHCC

7th X82.8 Other intentional self-harm by crashing of motor vehicle POA HCC RxHCC

4th X83 Intentional self-harm by other specified means

EXCLUDES1 *intentional self-harm by poisoning or contact with toxic substance- See Table of Drugs and Chemicals*

The appropriate 7th character is to be added to each code from category X83

A = initial encounter

D = subsequent encounter

S = sequela

7th X83.0 Intentional self-harm by crashing of aircraft POA HCC RxHCC

7th X83.1 Intentional self-harm by electrocution POA HCC RxHCC

7th X83.2 Intentional self-harm by exposure to extremes of cold POA HCC RxHCC

7th X83.8 Intentional self-harm by other specified means POA HCC RxHCC

Assault (X92-Y09)

See Official Guidelines, "Adult and child abuse, neglect and other maltreatment" I.C.19.f

INCLUDES *homicide*

injuries inflicted by another person with intent to injure or kill, by any means

EXCLUDES1 *injuries due to legal intervention (Y35.-)*

injuries due to operations of war (Y36.-)

injuries due to terrorism (Y38.-)

4th X92 **Assault by drowning and submersion**

The appropriate 7th character is to be added to each code from category X92

A = initial encounter

D = subsequent encounter

S = sequela

7th X92.0 **Assault by drowning and submersion while in bathtub** POA

7th X92.1 **Assault by drowning and submersion while in swimming pool** POA

7th X92.2 **Assault by drowning and submersion after push into swimming pool** POA

7th X92.3 **Assault by drowning and submersion in natural water** POA

7th X92.8 **Other assault by drowning and submersion** POA

7th X92.9 **Assault by drowning and submersion, unspecified** POA

7th X93 **Assault by handgun discharge** POA

Assault by discharge of gun for single hand use

Assault by discharge of pistol

Assault by discharge of revolver

EXCLUDES1 *Very pistol (X95.8)*

The appropriate 7th character is to be added to code X93

A = initial encounter

D = subsequent encounter

S = sequela

4th X94 Assault by rifle, shotgun and larger firearm discharge

EXCLUDES1 *airgun (X95.01)*

The appropriate 7th character is to be added to each code from category X94

A = initial encounter

D = subsequent encounter

S = sequela

x7th X94.0 Assault by shotgun POA

x7th X94.1 Assault by hunting rifle POA

x7th X94.2 Assault by machine gun POA

x7th X94.8 Assault by other larger firearm discharge POA

x7th X94.9 Assault by unspecified larger firearm discharge POA

4th X95 Assault by other and unspecified firearm and gun discharge

The appropriate 7th character is to be added to each code from category X95

A = initial encounter

D = subsequent encounter

S = sequela

5th X95.0 Assault by gas, air or spring-operated guns

x7th X95.01 Assault by airgun discharge POA

Assault by BB gun discharge

Assault by pellet gun discharge

x7th X95.02 Assault by paintball gun discharge POA

x7th X95.09 Assault by other gas, air or spring-operated gun POA

x7th X95.8 Assault by other firearm discharge POA

Assault by very pistol [flare] discharge

x7th X95.9 Assault by unspecified firearm discharge POA

AHA: Q1 2025, Q3 2023, Q3 2016

4th X96 Assault by explosive material

EXCLUDES1 *incendiary device (X97)*

terrorism involving explosive material (Y38.2-)

The appropriate 7th character is to be added to each code from category X96

A = initial encounter

D = subsequent encounter

S = sequela

7th X96.0 Assault by antipersonnel bomb POA

EXCLUDES1 *antipersonnel bomb use in military or war (Y36.2-)*

7th X96.1 Assault by gasoline bomb POA

7th X96.2 Assault by letter bomb POA

7th X96.3 Assault by fertilizer bomb POA

7th X96.4 Assault by pipe bomb POA

7th X96.8 **Assault by other specified explosive** POA

7th X96.9 **Assault by unspecified explosive** POA

7th X97 Assault by smoke, fire and flames POA

Assault by arson

Assault by cigarettes

Assault by incendiary device

The appropriate 7th character is to be added to code X97

A = initial encounter

D = subsequent encounter

S = sequela

4th X98 Assault by steam, hot vapors and hot objects

The appropriate 7th character is to be added to each code from category X98

A = initial encounter

D = subsequent encounter

S = sequela

- 7th X98.0 Assault by steam or hot vapors POA
- 7th X98.1 Assault by hot tap water POA
- 7th X98.2 Assault by hot fluids POA
- 7th X98.3 Assault by hot household appliances POA
- 7th X98.8 Assault by other hot objects POA
- 7th X98.9 Assault by unspecified hot objects POA

4th X99 Assault by sharp object

EXCLUDES1 *assault by strike by sports equipment (Y08.0-)*

The appropriate 7th character is to be added to each code from category X99

A = initial encounter

D = subsequent encounter

S = sequela

7th X99.0 Assault by sharp glass POA

7th X99.1 Assault by knife POA

7th X99.2 Assault by sword or dagger POA

7th X99.8 Assault by other sharp object POA

7th X99.9 Assault by unspecified sharp object POA

Assault by stabbing NOS

7th Y00 Assault by blunt object POA

EXCLUDES1 *assault by strike by sports equipment (Y08.0-)*

The appropriate 7th character is to be added to code Y00

A = initial encounter

D = subsequent encounter

S = sequela

7th Y01 Assault by pushing from high place POA

The appropriate 7th character is to be added to code Y01

A = initial encounter

D = subsequent encounter

S = sequela

- Y02 Assault by pushing or placing victim in front of moving object
  - The appropriate 7th character is to be added to each code from category Y02
    - A = initial encounter
    - D = subsequent encounter
    - S = sequela
  - Y02.0 Assault by pushing or placing victim in front of motor vehicle POA
  - Y02.1 Assault by pushing or placing victim in front of (subway) train POA
  - Y02.8 Assault by pushing or placing victim in front of other moving object POA
- Y03 Assault by crashing of motor vehicle
  - The appropriate 7th character is to be added to each code from category Y03
    - A = initial encounter
    - D = subsequent encounter
    - S = sequela
  - Y03.0 Assault by being hit or run over by motor vehicle POA
  - Y03.8 Other assault by crashing of motor vehicle POA

4th Y04 **Assault by bodily force**

EXCLUDES1 *assault by:*

submersion (X92.-)

use of weapon (X93-X95, X99, Y00)

The appropriate 7th character is to be added to each code from category Y04

A = initial encounter

D = subsequent encounter

S = sequela

7th Y04.0 **Assault by unarmed brawl or fight** POA

7th Y04.1 **Assault by human bite** POA

7th Y04.2 **Assault by strike against or bumped into by another person** POA

7th Y04.8 **Assault by other bodily force** POA

Assault by bodily force NOS

4th Y07 **Perpetrator of assault, maltreatment and neglect**

See Official Guidelines, "Child and Adult Abuse Guideline" I.C.20.g

NOTES Codes from this category are for use only in cases of confirmed abuse (T74.-)

Selection of the correct perpetrator code is based on the relationship between the perpetrator and the victim

INCLUDES *perpetrator of abandonment*

perpetrator of emotional neglect

perpetrator of mental cruelty

perpetrator of physical abuse

perpetrator of physical neglect

perpetrator of sexual abuse

perpetrator of torture

perpetrator of verbal abuse

5th Y07.0 Spouse or partner, perpetrator of maltreatment and neglect

Spouse or partner, perpetrator of maltreatment and neglect against spouse or partner

6th Y07.01 Husband, perpetrator of maltreatment and neglect

Y07.010 Husband, current, perpetrator of maltreatment and neglect POA

AHA: Q1 2023

Y07.011 Husband, former, perpetrator of maltreatment and neglect POA

AHA: Q1 2023

6th Y07.02 Wife, perpetrator of maltreatment and neglect

Y07.020 Wife, current, perpetrator of maltreatment and neglect POA

AHA: Q1 2023

Y07.021 Wife, former, perpetrator of maltreatment and neglect POA

AHA: Q1 2023

6th Y07.03 Male partner, perpetrator of maltreatment and neglect

Male intimate or dating partner, perpetrator of maltreatment and neglect

Y07.030 Male partner, current, perpetrator of maltreatment and neglect POA

AHA: Q1 2023

Y07.031 Male partner, former, perpetrator of maltreatment and neglect POA

AHA: Q1 2023

6th Y07.04 Female partner, perpetrator of maltreatment and neglect

Female intimate or dating partner, perpetrator of maltreatment and neglect

Y07.040 Female partner, current, perpetrator of maltreatment and neglect POA

AHA: Q1 2023

Y07.041 Female partner, former, perpetrator of maltreatment and neglect POA

AHA: Q1 2023

6th Y07.05 Non-binary partner, perpetrator of maltreatment and neglect

Gender non-conforming partner, perpetrator of maltreatment and neglect

Y07.050 Non-binary partner, current, perpetrator of maltreatment and neglect POA

AHA: Q1 2023

Y07.051 Non-binary partner, former, perpetrator of maltreatment and neglect POA

AHA: Q1 2023

5th Y07.1 Parent (adoptive) (biological), perpetrator of maltreatment and neglect

Y07.11 Biological father, perpetrator of maltreatment and neglect POA

Y07.12 Biological mother, perpetrator of maltreatment and neglect POA

Y07.13 Adoptive father, perpetrator of maltreatment and neglect POA

Y07.14 Adoptive mother, perpetrator of maltreatment and neglect POA

5th Y07.4 Other family member, perpetrator of maltreatment and neglect

6th Y07.41 Sibling, perpetrator of maltreatment and neglect

EXCLUDES1 *stepsibling, perpetrator of maltreatment and neglect (Y07.435, Y07.436)*

Y07.410 Brother, perpetrator of maltreatment and neglect POA

Y07.411 Sister, perpetrator of maltreatment and neglect POA

6th Y07.42 Foster parent, perpetrator of maltreatment and neglect

Y07.420 Foster father, perpetrator of maltreatment and neglect POA

Y07.421 Foster mother, perpetrator of maltreatment and neglect POA

6th Y07.43 Stepparent or stepsibling, perpetrator of maltreatment and neglect

Y07.430 Stepfather, perpetrator of maltreatment and neglect POA

Y07.432 Male friend of parent (co-residing in household), perpetrator of maltreatment and neglect POA

Y07.433 Stepmother, perpetrator of maltreatment and neglect POA

Y07.434 Female friend of parent (co-residing in household), perpetrator of maltreatment and neglect POA

▲ Y07.435 Stepbrother, perpetrator ▶of◀ maltreatment and neglect POA

Y07.436 Stepsister, perpetrator of maltreatment and neglect POA

Y07.44 Child, perpetrator of maltreatment and neglect POA

AHA: Q1 2023

Adopted child, perpetrator of maltreatment and neglect
Biological child, perpetrator of maltreatment and neglect
Daughter, perpetrator of maltreatment and neglect
Foster child, perpetrator of maltreatment and neglect
In-law child, perpetrator of maltreatment and neglect
Non-binary child, perpetrator of maltreatment and neglect
Son, perpetrator of maltreatment and neglect
Stepchild, perpetrator of maltreatment and neglect

Y07.45 **Grandchild, perpetrator of maltreatment and neglect** POA

AHA: Q1 2023

Adopted grandchild, perpetrator of maltreatment and neglect
Biological grandchild, perpetrator of maltreatment and neglect
Foster grandchild, perpetrator of maltreatment and neglect
Granddaughter, perpetrator of maltreatment and neglect
Grandson, perpetrator of maltreatment and neglect
In-law grandchild, perpetrator of maltreatment and neglect
Non-binary grandchild, perpetrator of maltreatment and neglect
Step grandchild, perpetrator of maltreatment and neglect

Y07.46 **Grandparent, perpetrator of maltreatment and neglect** POA

AHA: Q1 2023

Grandfather, perpetrator of maltreatment and neglect
Grandmother, perpetrator of maltreatment and neglect
Non-binary grandparent, perpetrator of maltreatment and neglect

Y07.47 **Parental sibling, perpetrator of maltreatment and neglect** POA

AHA: Q1 2023

Aunt, perpetrator of maltreatment and neglect
Non-binary parental sibling, perpetrator of maltreatment and neglect
Uncle, perpetrator of maltreatment and neglect

6th Y07.49 **Other family member, perpetrator of maltreatment and neglect**

Y07.490 **Male cousin, perpetrator of maltreatment and neglect** POA
Y07.491 **Female cousin, perpetrator of maltreatment and neglect** POA
Y07.499 **Other family member, perpetrator of maltreatment and neglect** POA

5th Y07.5 Non-family member, perpetrator of maltreatment and neglect

Y07.50 Unspecified non-family member, perpetrator of maltreatment and neglect POA

6th Y07.51 Daycare provider, perpetrator of maltreatment and neglect

Y07.510 At-home childcare provider, perpetrator of maltreatment and neglect POA

Y07.511 Daycare center childcare provider, perpetrator of maltreatment and neglect POA

Y07.512 At-home adultcare provider, perpetrator of maltreatment and neglect POA

Y07.513 Adultcare center provider, perpetrator of maltreatment and neglect POA

Y07.519 Unspecified daycare provider, perpetrator of maltreatment and neglect POA

6th Y07.52 Healthcare provider, perpetrator of maltreatment and neglect

Y07.521 Mental health provider, perpetrator of maltreatment and neglect POA

Y07.528 Other therapist or healthcare provider, perpetrator of maltreatment and neglect POA

Nurse perpetrator of maltreatment and neglect

Occupational therapist perpetrator of maltreatment and neglect

Physical therapist perpetrator of maltreatment and neglect

Speech therapist perpetrator of maltreatment and neglect

Y07.529 Unspecified healthcare provider, perpetrator of maltreatment and neglect POA

Y07.53 Teacher or instructor, perpetrator of maltreatment and neglect POA

Coach, perpetrator of maltreatment and neglect

Y07.54 Acquaintance or friend, perpetrator of maltreatment and neglect POA

AHA: Q1 2023

Y07.59 Other non-family member, perpetrator of maltreatment and neglect POA

Y07.6 Multiple perpetrators of maltreatment and neglect POA

AHA: Q4 2018

Y07.9 Unspecified perpetrator of maltreatment and neglect POA

4th Y08 Assault by other specified means

The appropriate 7th character is to be added to each code from category Y08

A = initial encounter

D = subsequent encounter

S = sequela

5th Y08.0 Assault by strike by sport equipment

7th Y08.01 Assault by strike by hockey stick POA

7th Y08.02 Assault by strike by baseball bat POA

7th Y08.09 Assault by strike by other specified type of sport equipment POA

5th Y08.8 Assault by other specified means

7th Y08.81 Assault by crashing of aircraft POA

7th Y08.89 Assault by other specified means POA

Y09 Assault by unspecified means

AHA: Q4 2016

Assassination (attempted) NOS

Homicide (attempted) NOS

Manslaughter (attempted) NOS

Murder (attempted) NOS

Event of undetermined intent (Y21-Y33)

Undetermined intent is only for use when there is specific documentation in the record that the intent of the injury cannot be determined. If no such documentation is present, code to accidental (unintentional)

4th Y21 **Drowning and submersion, undetermined intent**

The appropriate 7th character is to be added to each code from category Y21

A = initial encounter

D = subsequent encounter

S = sequela

- 7th Y21.0 **Drowning and submersion while in bathtub, undetermined intent** POA
- 7th Y21.1 **Drowning and submersion after fall into bathtub, undetermined intent** POA
- 7th Y21.2 **Drowning and submersion while in swimming pool, undetermined intent** POA
- 7th Y21.3 **Drowning and submersion after fall into swimming pool, undetermined intent** POA
- 7th Y21.4 **Drowning and submersion in natural water, undetermined intent** POA
- 7th Y21.8 **Other drowning and submersion, undetermined intent** POA
- 7th Y21.9 **Unspecified drowning and submersion, undetermined intent** POA

7th Y22 **Handgun discharge, undetermined intent** POA

Discharge of gun for single hand use, undetermined intent

Discharge of pistol, undetermined intent

Discharge of revolver, undetermined intent

EXCLUDES2 *very pistol (Y24.8)*

The appropriate 7th character is to be added to code Y22

A = initial encounter

D = subsequent encounter

S = sequela

4th Y23 Rifle, shotgun and larger firearm discharge, undetermined intent

EXCLUDES2 *airgun (Y24.0)*

The appropriate 7th character is to be added to each code from category Y23

A = initial encounter

D = subsequent encounter

S = sequela

x7th Y23.0 Shotgun discharge, undetermined intent POA

x7th Y23.1 Hunting rifle discharge, undetermined intent POA

x7th Y23.2 Military firearm discharge, undetermined intent POA

x7th Y23.3 Machine gun discharge, undetermined intent POA

x7th Y23.8 Other larger firearm discharge, undetermined intent POA

x7th Y23.9 Unspecified larger firearm discharge, undetermined intent POA

4th Y24 Other and unspecified firearm discharge, undetermined intent

The appropriate 7th character is to be added to each code from category Y24

A = initial encounter

D = subsequent encounter

S = sequela

x7th Y24.0 Airgun discharge, undetermined intent POA

BB gun discharge, undetermined intent

Pellet gun discharge, undetermined intent

x7th Y24.8 Other firearm discharge, undetermined intent POA

Paintball gun discharge, undetermined intent

Very pistol [flare] discharge, undetermined intent

x7th Y24.9 Unspecified firearm discharge, undetermined intent POA

x7th Y25 Contact with explosive material, undetermined intent

The appropriate 7th character is to be added to code Y25

A = initial encounter

D = subsequent encounter

S = sequela

x7th Y26 Exposure to smoke, fire and flames, undetermined intent

The appropriate 7th character is to be added to code Y26

A = initial encounter

D = subsequent encounter

S = sequela

4th Y27 Contact with steam, hot vapors and hot objects, undetermined intent

The appropriate 7th character is to be added to each code from category Y27

A = initial encounter

D = subsequent encounter

S = sequela

- 7th Y27.0 Contact with steam and hot vapors, undetermined intent
- 7th Y27.1 Contact with hot tap water, undetermined intent
- 7th Y27.2 Contact with hot fluids, undetermined intent
- 7th Y27.3 Contact with hot household appliance, undetermined intent
- 7th Y27.8 Contact with other hot objects, undetermined intent
- 7th Y27.9 Contact with unspecified hot objects, undetermined intent

4th Y28 Contact with sharp object, undetermined intent

The appropriate 7th character is to be added to each code from category Y28

A = initial encounter

D = subsequent encounter

S = sequela

x7th Y28.0 Contact with sharp glass, undetermined intent

x7th Y28.1 Contact with knife, undetermined intent

x7th Y28.2 Contact with sword or dagger, undetermined intent

x7th Y28.8 Contact with other sharp object, undetermined intent

x7th Y28.9 Contact with unspecified sharp object, undetermined intent

x7th Y29 Contact with blunt object, undetermined intent

The appropriate 7th character is to be added to code Y29

A = initial encounter

D = subsequent encounter

S = sequela

x7th Y30 Falling, jumping or pushed from a high place, undetermined intent POA

Victim falling from one level to another, undetermined intent

The appropriate 7th character is to be added to code Y30

A = initial encounter

D = subsequent encounter

S = sequela

Y31 Falling, lying or running before or into moving object, undetermined intent

The appropriate 7th character is to be added to code Y31

A = initial encounter

D = subsequent encounter

S = sequela

Y32 Crashing of motor vehicle, undetermined intent POA

The appropriate 7th character is to be added to code Y32

A = initial encounter

D = subsequent encounter

S = sequela

Y33 Other specified events, undetermined intent

The appropriate 7th character is to be added to code Y33

A = initial encounter

D = subsequent encounter

S = sequela

Legal intervention, operations of war, military operations, and terrorism (Y35-Y38)

4th **Y35 Legal intervention**

INCLUDES *any injury sustained as a result of an encounter with any law enforcement official, serving in any capacity at the time of the encounter, whether on-duty or off-duty. Includes: injury to law enforcement official, suspect and bystander*

The appropriate 7th character is to be added to each code from category Y35

A = initial encounter

D = subsequent encounter

S = sequela

- 5th Y35.0 Legal intervention involving firearm discharge
  - 6th Y35.00 Legal intervention involving unspecified firearm discharge
    - Legal intervention involving gunshot wound
    - Legal intervention involving shot NOS
    - 7th Y35.001 Legal intervention involving unspecified firearm discharge, law enforcement official injured POA
    - 7th Y35.002 Legal intervention involving unspecified firearm discharge, bystander injured POA
    - 7th Y35.003 Legal intervention involving unspecified firearm discharge, suspect injured POA
    - 7th Y35.009 Legal intervention involving unspecified firearm discharge, unspecified person injured POA
  - 6th Y35.01 Legal intervention involving injury by machine gun
    - 7th Y35.011 Legal intervention involving injury by machine gun, law enforcement official injured POA
    - 7th Y35.012 Legal intervention involving injury by machine gun, bystander injured POA
    - 7th Y35.013 Legal intervention involving injury by machine gun, suspect injured POA
    - 7th Y35.019 Legal intervention involving injury by machine gun, unspecified person injured POA
  - 6th Y35.02 Legal intervention involving injury by handgun
    - 7th Y35.021 Legal intervention involving injury by handgun, law enforcement official injured POA
    - 7th Y35.022 Legal intervention involving injury by handgun, bystander injured POA
    - 7th Y35.023 Legal intervention involving injury by handgun, suspect injured POA
    - 7th Y35.029 Legal intervention involving injury by handgun, unspecified person injured POA
  - 6th Y35.03 Legal intervention involving injury by rifle pellet
    - 7th Y35.031 Legal intervention involving injury by rifle pellet, law enforcement official injured POA
    - 7th Y35.032 Legal intervention involving injury by rifle pellet, bystander injured POA
    - 7th Y35.033 Legal intervention involving injury by rifle pellet, suspect injured POA
    - 7th Y35.039 Legal intervention involving injury by rifle pellet, unspecified person injured POA
  - 6th Y35.04 Legal intervention involving injury by rubber bullet
    - 7th Y35.041 Legal intervention involving injury by rubber bullet, law enforcement official injured POA
    - 7th Y35.042 Legal intervention involving injury by rubber bullet, bystander injured POA
    - 7th Y35.043 Legal intervention involving injury by rubber bullet, suspect injured POA
    - 7th Y35.049 Legal intervention involving injury by rubber bullet, unspecified person injured POA
  - 6th Y35.09 Legal intervention involving other firearm discharge
    - 7th Y35.091 Legal intervention involving other firearm discharge, law enforcement official injured POA
    - 7th Y35.092 Legal intervention involving other firearm discharge, bystander injured POA
    - 7th Y35.093 Legal intervention involving other firearm discharge, suspect injured POA
    - 7th Y35.099 Legal intervention involving other firearm discharge, unspecified person injured POA

- 5th Y35.1 Legal intervention involving explosives
  - 6th Y35.10 Legal intervention involving unspecified explosives
    - 7th Y35.101 Legal intervention involving unspecified explosives, law enforcement official injured POA
    - 7th Y35.102 Legal intervention involving unspecified explosives, bystander injured POA
    - 7th Y35.103 Legal intervention involving unspecified explosives, suspect injured POA
    - 7th Y35.109 Legal intervention involving unspecified explosives, unspecified person injured POA
  - 6th Y35.11 Legal intervention involving injury by dynamite
    - 7th Y35.111 Legal intervention involving injury by dynamite, law enforcement official injured POA
    - 7th Y35.112 Legal intervention involving injury by dynamite, bystander injured POA
    - 7th Y35.113 Legal intervention involving injury by dynamite, suspect injured POA
    - 7th Y35.119 Legal intervention involving injury by dynamite, unspecified person injured POA
  - 6th Y35.12 Legal intervention involving injury by explosive shell
    - 7th Y35.121 Legal intervention involving injury by explosive shell, law enforcement official injured POA
    - 7th Y35.122 Legal intervention involving injury by explosive shell, bystander injured POA
    - 7th Y35.123 Legal intervention involving injury by explosive shell, suspect injured POA
    - 7th Y35.129 Legal intervention involving injury by explosive shell, unspecified person injured POA
  - 6th Y35.19 Legal intervention involving other explosives
    - Legal intervention involving injury by grenade
    - Legal intervention involving injury by mortar bomb
    - 7th Y35.191 Legal intervention involving other explosives, law enforcement official injured POA
    - 7th Y35.192 Legal intervention involving other explosives, bystander injured POA
    - 7th Y35.193 Legal intervention involving other explosives, suspect injured POA
    - 7th Y35.199 Legal intervention involving other explosives, unspecified person injured POA

- 5th Y35.2 Legal intervention involving gas
  - Legal intervention involving asphyxiation by gas
  - Legal intervention involving poisoning by gas
  - 6th Y35.20 Legal intervention involving unspecified gas
    - 7th Y35.201 Legal intervention involving unspecified gas, law enforcement official injured POA
    - 7th Y35.202 Legal intervention involving unspecified gas, bystander injured POA
    - 7th Y35.203 Legal intervention involving unspecified gas, suspect injured POA
    - 7th Y35.209 Legal intervention involving unspecified gas, unspecified person injured POA
  - 6th Y35.21 Legal intervention involving injury by tear gas
    - 7th Y35.211 Legal intervention involving injury by tear gas, law enforcement official injured POA
    - 7th Y35.212 Legal intervention involving injury by tear gas, bystander injured POA
    - 7th Y35.213 Legal intervention involving injury by tear gas, suspect injured POA
    - 7th Y35.219 Legal intervention involving injury by tear gas, unspecified person injured POA
  - 6th Y35.29 Legal intervention involving other gas
    - 7th Y35.291 Legal intervention involving other gas, law enforcement official injured POA
    - 7th Y35.292 Legal intervention involving other gas, bystander injured POA
    - 7th Y35.293 Legal intervention involving other gas, suspect injured POA
    - 7th Y35.299 Legal intervention involving other gas, unspecified person injured POA

- 5th Y35.3 Legal intervention involving blunt objects
  - Legal intervention involving being hit or struck by blunt object
  - 6th Y35.30 Legal intervention involving unspecified blunt objects
    - 7th Y35.301 Legal intervention involving unspecified blunt objects, law enforcement official injured POA
    - 7th Y35.302 Legal intervention involving unspecified blunt objects, bystander injured POA
    - 7th Y35.303 Legal intervention involving unspecified blunt objects, suspect injured POA
    - 7th Y35.309 Legal intervention involving unspecified blunt objects, unspecified person injured POA
  - 6th Y35.31 Legal intervention involving baton
    - 7th Y35.311 Legal intervention involving baton, law enforcement official injured POA
    - 7th Y35.312 Legal intervention involving baton, bystander injured POA
    - 7th Y35.313 Legal intervention involving baton, suspect injured POA
    - 7th Y35.319 Legal intervention involving baton, unspecified person injured POA
  - 6th Y35.39 Legal intervention involving other blunt objects
    - 7th Y35.391 Legal intervention involving other blunt objects, law enforcement official injured POA
    - 7th Y35.392 Legal intervention involving other blunt objects, bystander injured POA
    - 7th Y35.393 Legal intervention involving other blunt objects, suspect injured POA
    - 7th Y35.399 Legal intervention involving other blunt objects, unspecified person injured POA

- 5th Y35.4 Legal intervention involving sharp objects
  - Legal intervention involving being cut by sharp objects
  - Legal intervention involving being stabbed by sharp objects
  - 6th Y35.40 Legal intervention involving unspecified sharp objects
    - 7th Y35.401 Legal intervention involving unspecified sharp objects, law enforcement official injured POA
    - 7th Y35.402 Legal intervention involving unspecified sharp objects, bystander injured POA
    - 7th Y35.403 Legal intervention involving unspecified sharp objects, suspect injured POA
    - 7th Y35.409 Legal intervention involving unspecified sharp objects, unspecified person injured POA
  - 6th Y35.41 Legal intervention involving bayonet
    - 7th Y35.411 Legal intervention involving bayonet, law enforcement official injured POA
    - 7th Y35.412 Legal intervention involving bayonet, bystander injured POA
    - 7th Y35.413 Legal intervention involving bayonet, suspect injured POA
    - 7th Y35.419 Legal intervention involving bayonet, unspecified person injured POA
  - 6th Y35.49 Legal intervention involving other sharp objects
    - 7th Y35.491 Legal intervention involving other sharp objects, law enforcement official injured POA
    - 7th Y35.492 Legal intervention involving other sharp objects, bystander injured POA
    - 7th Y35.493 Legal intervention involving other sharp objects, suspect injured POA
    - 7th Y35.499 Legal intervention involving other sharp objects, unspecified person injured POA

5th Y35.8 Legal intervention involving other specified means

6th Y35.81 Legal intervention involving manhandling

7th Y35.811 Legal intervention involving manhandling, law enforcement official injured POA

7th Y35.812 Legal intervention involving manhandling, bystander injured POA

7th Y35.813 Legal intervention involving manhandling, suspect injured POA

7th Y35.819 Legal intervention involving manhandling, unspecified person injured POA

6th Y35.83 Legal intervention involving a conducted energy device

Electroshock device (taser)

Stun gun

7th Y35.831 Legal intervention involving a conducted energy device, law enforcement official injured POA

7th Y35.832 Legal intervention involving a conducted energy device, bystander injured POA

7th Y35.833 Legal intervention involving a conducted energy device, suspect injured POA

7th Y35.839 Legal intervention involving a conducted energy device, unspecified person injured POA

6th Y35.89 Legal intervention involving other specified means

7th Y35.891 Legal intervention involving other specified means, law enforcement official injured POA

7th Y35.892 Legal intervention involving other specified means, bystander injured POA

7th Y35.893 Legal intervention involving other specified means, suspect injured POA

AHA: Q1 2018

7th Y35.899 Legal intervention involving other specified means, unspecified person injured POA

AHA: Q1 2018

7th Y35.899 Legal intervention involving other specified means, unspecified person injured POA

5th Y35.9 Legal intervention, means unspecified

x7th Y35.91 Legal intervention, means unspecified, law enforcement official injured POA

x7th Y35.92 Legal intervention, means unspecified, bystander injured POA

x7th Y35.93 Legal intervention, means unspecified, suspect injured POA

x7th Y35.99 Legal intervention, means unspecified, unspecified person injured POA

4th Y36 Operations of war

INCLUDES injuries to military personnel and civilians caused by war, civil insurrection, and peacekeeping missions

EXCLUDES1 injury to military personnel occurring during peacetime military operations (Y37.-)

military vehicles involved in transport accidents with non-military vehicle during peacetime (V09.01, V09.21, V19.81, V29.818, V39.81, V49.81, V59.81, V69.81, V79.81)

The appropriate 7th character is to be added to each code from category Y36

A = initial encounter

D = subsequent encounter

S = sequela

5th Y36.0 War operations involving explosion of marine weapons

6th Y36.00 War operations involving explosion of unspecified marine weapon

War operations involving underwater blast NOS

7th Y36.000 War operations involving explosion of unspecified marine weapon, military personnel POA

7th Y36.001 War operations involving explosion of unspecified marine weapon, civilian POA

6th Y36.01 War operations involving explosion of depth-charge

7th Y36.010 War operations involving explosion of depth-charge, military personnel POA

7th Y36.011 War operations involving explosion of depth-charge, civilian POA

6th Y36.02 War operations involving explosion of marine mine

War operations involving explosion of marine mine, at sea or in harbor

7th Y36.020 War operations involving explosion of marine mine, military personnel POA

7th Y36.021 War operations involving explosion of marine mine, civilian POA

6th Y36.03 War operations involving explosion of sea-based artillery shell

7th Y36.030 War operations involving explosion of sea-based artillery shell, military personnel POA

7th Y36.031 War operations involving explosion of sea-based artillery shell, civilian POA

6th Y36.04 War operations involving explosion of torpedo

7th Y36.040 War operations involving explosion of torpedo, military personnel POA

7th Y36.041 War operations involving explosion of torpedo, civilian POA

6th Y36.05 War operations involving accidental detonation of onboard marine weapons

7th Y36.050 War operations involving accidental detonation of onboard marine weapons, military personnel POA

7th Y36.051 War operations involving accidental detonation of onboard marine weapons, civilian POA

6th Y36.09 War operations involving explosion of other marine weapons

7th Y36.090 War operations involving explosion of other marine weapons, military personnel POA

7th Y36.091 War operations involving explosion of other marine weapons, civilian POA

- 5th Y36.1 War operations involving destruction of aircraft
  - 6th Y36.10 War operations involving unspecified destruction of aircraft
    - 7th Y36.100 War operations involving unspecified destruction of aircraft, military personnel POA
    - 7th Y36.101 War operations involving unspecified destruction of aircraft, civilian POA
  - 6th Y36.11 War operations involving destruction of aircraft due to enemy fire or explosives
    - War operations involving destruction of aircraft due to air to air missile
    - War operations involving destruction of aircraft due to explosive placed on aircraft
    - War operations involving destruction of aircraft due to rocket propelled grenade [RPG]
    - War operations involving destruction of aircraft due to small arms fire
    - War operations involving destruction of aircraft due to surface to air missile
    - 7th Y36.110 War operations involving destruction of aircraft due to enemy fire or explosives, military personnel POA
    - 7th Y36.111 War operations involving destruction of aircraft due to enemy fire or explosives, civilian POA
  - 6th Y36.12 War operations involving destruction of aircraft due to collision with other aircraft
    - 7th Y36.120 War operations involving destruction of aircraft due to collision with other aircraft, military personnel POA
    - 7th Y36.121 War operations involving destruction of aircraft due to collision with other aircraft, civilian POA
  - 6th Y36.13 War operations involving destruction of aircraft due to onboard fire
    - 7th Y36.130 War operations involving destruction of aircraft due to onboard fire, military personnel POA
    - 7th Y36.131 War operations involving destruction of aircraft due to onboard fire, civilian POA
  - 6th Y36.14 War operations involving destruction of aircraft due to accidental detonation of onboard munitions and explosives
    - 7th Y36.140 War operations involving destruction of aircraft due to accidental detonation of onboard munitions and explosives, military personnel POA
    - 7th Y36.141 War operations involving destruction of aircraft due to accidental detonation of onboard munitions and explosives, civilian POA
  - 6th Y36.19 War operations involving other destruction of aircraft
    - 7th Y36.190 War operations involving other destruction of aircraft, military personnel POA
    - 7th Y36.191 War operations involving other destruction of aircraft, civilian POA

5th **Y36.2 War operations involving other explosions and fragments**

EXCLUDES1 *war operations involving explosion of aircraft (Y36.1-)*

war operations involving explosion of marine weapons (Y36.0-)

war operations involving explosion of nuclear weapons (Y36.5-)

war operations involving explosion occurring after cessation of hostilities (Y36.8-)

6th **Y36.20 War operations involving unspecified explosion and fragments**

War operations involving air blast NOS

War operations involving blast NOS

War operations involving blast fragments NOS

War operations involving blast wave NOS

War operations involving blast wind NOS

War operations involving explosion NOS

War operations involving explosion of bomb NOS

7th **Y36.200 War operations involving unspecified explosion and fragments, military personnel** POA

7th **Y36.201 War operations involving unspecified explosion and fragments, civilian** POA

- 6th Y36.21 War operations involving explosion of aerial bomb
  - 7th Y36.210 War operations involving explosion of aerial bomb, military personnel POA
  - 7th Y36.211 War operations involving explosion of aerial bomb, civilian POA
- 6th Y36.22 War operations involving explosion of guided missile
  - 7th Y36.220 War operations involving explosion of guided missile, military personnel POA
  - 7th Y36.221 War operations involving explosion of guided missile, civilian POA
- 6th Y36.23 War operations involving explosion of improvised explosive device [IED]
  - War operations involving explosion of person-borne improvised explosive device [IED]
  - War operations involving explosion of vehicle-borne improvised explosive device [IED]
  - War operations involving explosion of roadside improvised explosive device [IED]
  - 7th Y36.230 War operations involving explosion of improvised explosive device [IED], military personnel POA
  - 7th Y36.231 War operations involving explosion of improvised explosive device [IED], civilian POA
- 6th Y36.24 War operations involving explosion due to accidental detonation and discharge of own munitions or munitions launch device
  - 7th Y36.240 War operations involving explosion due to accidental detonation and discharge of own munitions or munitions launch device, military personnel POA
  - 7th Y36.241 War operations involving explosion due to accidental detonation and discharge of own munitions or munitions launch device, civilian POA
- 6th Y36.25 War operations involving fragments from munitions
  - 7th Y36.250 War operations involving fragments from munitions, military personnel POA
  - 7th Y36.251 War operations involving fragments from munitions, civilian POA
- 6th Y36.26 War operations involving fragments of improvised explosive device [IED]
  - War operations involving fragments of person-borne improvised explosive device [IED]
  - War operations involving fragments of vehicle-borne improvised explosive device [IED]
  - War operations involving fragments of roadside improvised explosive device [IED]
  - 7th Y36.260 War operations involving fragments of improvised explosive device [IED], military personnel POA
  - 7th Y36.261 War operations involving fragments of improvised explosive device [IED], civilian POA

- 6th Y36.32 War operations involving incendiary bullet
  - 7th Y36.320 War operations involving incendiary bullet, military personnel POA
  - 7th Y36.321 War operations involving incendiary bullet, civilian POA
- 6th Y36.33 War operations involving flamethrower
  - 7th Y36.330 War operations involving flamethrower, military personnel POA
  - 7th Y36.331 War operations involving flamethrower, civilian POA
- 6th Y36.39 War operations involving other fires, conflagrations and hot substances
  - 7th Y36.390 War operations involving other fires, conflagrations and hot substances, military personnel POA
  - 7th Y36.391 War operations involving other fires, conflagrations and hot substances, civilian POA

5th Y36.4 War operations involving firearm discharge and other forms of conventional warfare

- 6th Y36.41 War operations involving rubber bullets
  - 7th Y36.410 War operations involving rubber bullets, military personnel POA
  - 7th Y36.411 War operations involving rubber bullets, civilian POA
- 6th Y36.42 War operations involving firearms pellets
  - 7th Y36.420 War operations involving firearms pellets, military personnel POA
  - 7th Y36.421 War operations involving firearms pellets, civilian POA
- 6th Y36.43 War operations involving other firearms discharge

  War operations involving bullets NOS

  EXCLUDES1 *war operations involving munitions fragments (Y36.25-)*

  war operations involving incendiary bullets (Y36.32-)
  - 7th Y36.430 War operations involving other firearms discharge, military personnel POA
  - 7th Y36.431 War operations involving other firearms discharge, civilian POA

6th Y36.44 War operations involving unarmed hand to hand combat

EXCLUDES1 *war operations involving combat using blunt or piercing object (Y36.45-)*
war operations involving intentional restriction of air and airway (Y36.46-)
war operations involving unintentional restriction of air and airway (Y36.47-)

7th Y36.440 War operations involving unarmed hand to hand combat, military personnel POA

7th Y36.441 War operations involving unarmed hand to hand combat, civilian POA

6th Y36.45 War operations involving combat using blunt or piercing object

7th Y36.450 War operations involving combat using blunt or piercing object, military personnel POA

7th Y36.451 War operations involving combat using blunt or piercing object, civilian POA

6th Y36.46 War operations involving intentional restriction of air and airway

7th Y36.460 War operations involving intentional restriction of air and airway, military personnel POA

7th Y36.461 War operations involving intentional restriction of air and airway, civilian POA

6th Y36.47 War operations involving unintentional restriction of air and airway

7th Y36.470 War operations involving unintentional restriction of air and airway, military personnel POA

7th Y36.471 War operations involving unintentional restriction of air and airway, civilian POA

6th Y36.49 War operations involving other forms of conventional warfare

7th Y36.490 War operations involving other forms of conventional warfare, military personnel POA

7th Y36.491 War operations involving other forms of conventional warfare, civilian POA

- 5th Y36.5 War operations involving nuclear weapons
  - War operations involving dirty bomb NOS
  - 6th Y36.50 War operations involving unspecified effect of nuclear weapon
    - 7th Y36.500 War operations involving unspecified effect of nuclear weapon, military personnel POA
    - 7th Y36.501 War operations involving unspecified effect of nuclear weapon, civilian POA
  - 6th Y36.51 War operations involving direct blast effect of nuclear weapon
    - War operations involving blast pressure of nuclear weapon
    - 7th Y36.510 War operations involving direct blast effect of nuclear weapon, military personnel POA
    - 7th Y36.511 War operations involving direct blast effect of nuclear weapon, civilian POA
  - 6th Y36.52 War operations involving indirect blast effect of nuclear weapon
    - War operations involving being thrown by blast of nuclear weapon
    - War operations involving being struck or crushed by blast debris of nuclear weapon
    - 7th Y36.520 War operations involving indirect blast effect of nuclear weapon, military personnel POA
    - 7th Y36.521 War operations involving indirect blast effect of nuclear weapon, civilian POA
  - 6th Y36.53 War operations involving thermal radiation effect of nuclear weapon
    - War operations involving direct heat from nuclear weapon
    - War operation involving fireball effects from nuclear weapon
    - 7th Y36.530 War operations involving thermal radiation effect of nuclear weapon, military personnel POA
    - 7th Y36.531 War operations involving thermal radiation effect of nuclear weapon, civilian POA
  - 6th Y36.54 War operation involving nuclear radiation effects of nuclear weapon
    - War operation involving acute radiation exposure from nuclear weapon
    - War operation involving exposure to immediate ionizing radiation from nuclear weapon
    - War operation involving fallout exposure from nuclear weapon
    - War operation involving secondary effects of nuclear weapons
    - 7th Y36.540 War operation involving nuclear radiation effects of nuclear weapon, military personnel POA
    - 7th Y36.541 War operation involving nuclear radiation effects of nuclear weapon, civilian POA
  - 6th Y36.59 War operation involving other effects of nuclear weapons
    - 7th Y36.590 War operation involving other effects of nuclear weapons, military personnel POA
    - 7th Y36.591 War operation involving other effects of nuclear weapons, civilian POA

- 6th Y36.59 War operation involving other effects of nuclear weapons
  - 7th Y36.590 War operation involving other effects of nuclear weapons, military personnel POA
  - 7th Y36.591 War operation involving other effects of nuclear weapons, civilian POA
- 5th Y36.6 War operations involving biological weapons
  - 6th Y36.6X War operations involving biological weapons
    - 7th Y36.6X0 War operations involving biological weapons, military personnel POA
    - 7th Y36.6X1 War operations involving biological weapons, civilian POA
- 5th Y36.7 War operations involving chemical weapons and other forms of unconventional warfare

  EXCLUDES1 *war operations involving incendiary devices (Y36.3-, Y36.5-)*
  - 6th Y36.7X War operations involving chemical weapons and other forms of unconventional warfare
    - 7th Y36.7X0 War operations involving chemical weapons and other forms of unconventional warfare, military personnel POA
    - 7th Y36.7X1 War operations involving chemical weapons and other forms of unconventional warfare, civilian POA
- 5th Y36.8 War operations occurring after cessation of hostilities

  War operations classifiable to categories Y36.0-Y36.8 but occurring after cessation of hostilities
  - 6th Y36.81 Explosion of mine placed during war operations but exploding after cessation of hostilities
    - 7th Y36.810 Explosion of mine placed during war operations but exploding after cessation of hostilities, military personnel POA
    - 7th Y36.811 Explosion of mine placed during war operations but exploding after cessation of hostilities, civilian POA
  - 6th Y36.82 Explosion of bomb placed during war operations but exploding after cessation of hostilities
    - 7th Y36.820 Explosion of bomb placed during war operations but exploding after cessation of hostilities, military personnel POA
    - 7th Y36.821 Explosion of bomb placed during war operations but exploding after cessation of hostilities, civilian POA
  - 6th Y36.88 Other war operations occurring after cessation of hostilities
    - 7th Y36.880 Other war operations occurring after cessation of hostilities, military personnel POA
    - 7th Y36.881 Other war operations occurring after cessation of hostilities, civilian POA
  - 6th Y36.89 Unspecified war operations occurring after cessation of hostilities
    - 7th Y36.890 Unspecified war operations occurring after cessation of hostilities, military personnel POA
    - 7th Y36.891 Unspecified war operations occurring after cessation of hostilities, civilian POA

- Y36.9 Other and unspecified war operations
  - Y36.90 War operations, unspecified POA
  - Y36.91 War operations involving unspecified weapon of mass destruction [WMD] POA
  - Y36.92 War operations involving friendly fire POA
- Y36.A Blast overpressure in war operations
  - *Code also type of explosive, if known
    - *accidental detonation of onboard munitions (Y36.140)
    - *explosion of grenade (Y36.290)
    - *explosion of torpedo (Y36.040)
    - *improvised explosive device (Y36.230)
  - Y36.A1 Low level blast overpressure in war operations POA
    - *LLB overpressure in war operations
    - *Low level blast overpressure due to explosion in war operations
  - Y36.A2 High level blast overpressure in war operations POA
    - *High level blast overpressure due to explosion in war operations
    - *HLB overpressure in war operations

4th Y37 **Military operations**

INCLUDES *injuries to military personnel and civilians occurring during peacetime on military property and during routine military exercises and operations*

EXCLUDES1 *military aircraft involved in aircraft accident with civilian aircraft (V97.81-)*

military vehicles involved in transport accident with civilian vehicle (V09.01, V09.21, V19.81, V29.818, V39.81, V49.81, V59.81, V69.81, V79.81)

military watercraft involved in water transport accident with civilian watercraft (V94.81-)

war operations (Y36.-)

The appropriate 7th character is to be added to each code from category Y37

A = initial encounter

D = subsequent encounter

S = sequela

5th Y37.0 **Military operations involving explosion of marine weapons**

6th Y37.00 **Military operations involving explosion of unspecified marine weapon**

Military operations involving underwater blast NOS

7th Y37.000 **Military operations involving explosion of unspecified marine weapon, military personnel** POA

7th Y37.001 **Military operations involving explosion of unspecified marine weapon, civilian** POA

6th Y37.01 **Military operations involving explosion of depth-charge**

7th Y37.010 **Military operations involving explosion of depth-charge, military personnel** POA

7th Y37.011 **Military operations involving explosion of depth-charge, civilian** POA

6th Y37.02 **Military operations involving explosion of marine mine**

Military operations involving explosion of marine mine, at sea or in harbor

7th Y37.020 **Military operations involving explosion of marine mine, military personnel** POA

7th Y37.021 **Military operations involving explosion of marine mine, civilian** POA

6th Y37.03 **Military operations involving explosion of sea-based artillery shell**

7th Y37.030 **Military operations involving explosion of sea-based artillery shell, military personnel** POA

7th Y37.031 **Military operations involving explosion of sea-based artillery shell, civilian** POA

6th Y37.04 **Military operations involving explosion of torpedo**

7th Y37.040 **Military operations involving explosion of torpedo, military personnel** POA

7th Y37.041 **Military operations involving explosion of torpedo, civilian** POA

6th Y37.05 **Military operations involving accidental detonation of onboard marine weapons**

7th Y37.050 **Military operations involving accidental detonation of onboard marine weapons, military personnel** POA

7th Y37.051 **Military operations involving accidental detonation of onboard marine weapons, civilian** POA

6th Y37.09 **Military operations involving explosion of other marine weapons**

7th Y37.090 **Military operations involving explosion of other marine weapons, military personnel** POA

7th Y37.091 **Military operations involving explosion of other marine weapons, civilian** POA

- 5th Y37.1 Military operations involving destruction of aircraft
  - 6th Y37.10 Military operations involving unspecified destruction of aircraft
    - 7th Y37.100 Military operations involving unspecified destruction of aircraft, military personnel POA
    - 7th Y37.101 Military operations involving unspecified destruction of aircraft, civilian POA
  - 6th Y37.11 Military operations involving destruction of aircraft due to enemy fire or explosives
    - Military operations involving destruction of aircraft due to air to air missile
    - Military operations involving destruction of aircraft due to explosive placed on aircraft
    - Military operations involving destruction of aircraft due to rocket propelled grenade [RPG]
    - Military operations involving destruction of aircraft due to small arms fire
    - Military operations involving destruction of aircraft due to surface to air missile
    - 7th Y37.110 Military operations involving destruction of aircraft due to enemy fire or explosives, military personnel POA
    - 7th Y37.111 Military operations involving destruction of aircraft due to enemy fire or explosives, civilian POA
  - 6th Y37.12 Military operations involving destruction of aircraft due to collision with other aircraft
    - 7th Y37.120 Military operations involving destruction of aircraft due to collision with other aircraft, military personnel POA
    - 7th Y37.121 Military operations involving destruction of aircraft due to collision with other aircraft, civilian POA
  - 6th Y37.13 Military operations involving destruction of aircraft due to onboard fire
    - 7th Y37.130 Military operations involving destruction of aircraft due to onboard fire, military personnel POA
    - 7th Y37.131 Military operations involving destruction of aircraft due to onboard fire, civilian POA
  - 6th Y37.14 Military operations involving destruction of aircraft due to accidental detonation of onboard munitions and explosives
    - 7th Y37.140 Military operations involving destruction of aircraft due to accidental detonation of onboard munitions and explosives, military personnel POA
    - 7th Y37.141 Military operations involving destruction of aircraft due to accidental detonation of onboard munitions and explosives, civilian POA
  - 6th Y37.19 Military operations involving other destruction of aircraft
    - 7th Y37.190 Military operations involving other destruction of aircraft, military personnel POA
    - 7th Y37.191 Military operations involving other destruction of aircraft, civilian POA

5th Y37.2 **Military operations involving other explosions and fragments**

EXCLUDES1 *military operations involving explosion of aircraft (Y37.1-)*

military operations involving explosion of marine weapons (Y37.0-)

military operations involving explosion of nuclear weapons (Y37.5-)

6th Y37.20 **Military operations involving unspecified explosion and fragments**

Military operations involving air blast NOS

Military operations involving blast NOS

Military operations involving blast fragments NOS

Military operations involving blast wave NOS

Military operations involving blast wind NOS

Military operations involving explosion NOS

Military operations involving explosion of bomb NOS

7th Y37.200 **Military operations involving unspecified explosion and fragments, military personnel** POA

7th Y37.201 **Military operations involving unspecified explosion and fragments, civilian** POA

6th Y37.21 **Military operations involving explosion of aerial bomb**

7th Y37.210 **Military operations involving explosion of aerial bomb, military personnel** POA

7th Y37.211 **Military operations involving explosion of aerial bomb, civilian** POA

6th Y37.22 **Military operations involving explosion of guided missile**

7th Y37.220 **Military operations involving explosion of guided missile, military personnel** POA

7th Y37.221 **Military operations involving explosion of guided missile, civilian** POA

6th Y37.23 **Military operations involving explosion of improvised explosive device [IED]**

Military operations involving explosion of person-borne improvised explosive device [IED]

Military operations involving explosion of vehicle-borne improvised explosive device [IED]

Military operations involving explosion of roadside improvised explosive device [IED]

7th Y37.230 **Military operations involving explosion of improvised explosive device [IED], military personnel** POA

7th Y37.231 **Military operations involving explosion of improvised explosive device [IED], civilian** POA

- 6th Y37.24 Military operations involving explosion due to accidental detonation and discharge of own munitions or munitions launch device
  - 7th Y37.240 Military operations involving explosion due to accidental detonation and discharge of own munitions or munitions launch device, military personnel POA
  - 7th Y37.241 Military operations involving explosion due to accidental detonation and discharge of own munitions or munitions launch device, civilian POA
- 6th Y37.25 Military operations involving fragments from munitions
  - 7th Y37.250 Military operations involving fragments from munitions, military personnel POA
  - 7th Y37.251 Military operations involving fragments from munitions, civilian POA
- 6th Y37.26 Military operations involving fragments of improvised explosive device [IED]
  - Military operations involving fragments of person-borne improvised explosive device [IED]
  - Military operations involving fragments of vehicle-borne improvised explosive device [IED]
  - Military operations involving fragments of roadside improvised explosive device [IED]
  - 7th Y37.260 Military operations involving fragments of improvised explosive device [IED], military personnel POA
  - 7th Y37.261 Military operations involving fragments of improvised explosive device [IED], civilian POA
- 6th Y37.27 Military operations involving fragments from weapons
  - 7th Y37.270 Military operations involving fragments from weapons, military personnel POA
  - 7th Y37.271 Military operations involving fragments from weapons, civilian POA
- 6th Y37.29 Military operations involving other explosions and fragments
  - Military operations involving explosion of grenade
  - Military operations involving explosions of land mine
  - Military operations involving shrapnel NOS
  - 7th Y37.290 Military operations involving other explosions and fragments, military personnel POA
  - 7th Y37.291 Military operations involving other explosions and fragments, civilian POA

5th Y37.3 **Military operations involving fires, conflagrations and hot substances**

Military operations involving smoke, fumes, and heat from fires, conflagrations and hot substances

EXCLUDES1 *military operations involving fires and conflagrations aboard military aircraft (Y37.1-)*

military operations involving fires and conflagrations aboard military watercraft (Y37.0-)

military operations involving fires and conflagrations caused indirectly by conventional weapons (Y37.2-)

military operations involving fires and thermal effects of nuclear weapons (Y36.53-)

6th Y37.30 **Military operations involving unspecified fire, conflagration and hot substance**

7th Y37.300 **Military operations involving unspecified fire, conflagration and hot substance, military personnel** POA

7th Y37.301 **Military operations involving unspecified fire, conflagration and hot substance, civilian** POA

6th Y37.31 **Military operations involving gasoline bomb**

Military operations involving incendiary bomb

Military operations involving petrol bomb

7th Y37.310 **Military operations involving gasoline bomb, military personnel** POA

7th Y37.311 **Military operations involving gasoline bomb, civilian** POA

6th Y37.32 **Military operations involving incendiary bullet**

7th Y37.320 **Military operations involving incendiary bullet, military personnel** POA

7th Y37.321 **Military operations involving incendiary bullet, civilian** POA

6th Y37.33 **Military operations involving flamethrower**

7th Y37.330 **Military operations involving flamethrower, military personnel** POA

7th Y37.331 **Military operations involving flamethrower, civilian** POA

6th Y37.39 **Military operations involving other fires, conflagrations and hot substances**

7th Y37.390 **Military operations involving other fires, conflagrations and hot substances, military personnel** POA

7th Y37.391 **Military operations involving other fires, conflagrations and hot substances, civilian** POA

5th Y37.4 Military operations involving firearm discharge and other forms of conventional warfare

6th Y37.41 Military operations involving rubber bullets

7th Y37.410 Military operations involving rubber bullets, military personnel POA

7th Y37.411 Military operations involving rubber bullets, civilian POA

6th Y37.42 Military operations involving firearms pellets

7th Y37.420 Military operations involving firearms pellets, military personnel POA

7th Y37.421 Military operations involving firearms pellets, civilian POA

6th Y37.43 Military operations involving other firearms discharge

Military operations involving bullets NOS

EXCLUDES1 *military operations involving munitions fragments (Y37.25-)*

military operations involving incendiary bullets (Y37.32-)

7th Y37.430 Military operations involving other firearms discharge, military personnel POA

7th Y37.431 Military operations involving other firearms discharge, civilian POA

6th Y37.44 Military operations involving unarmed hand to hand combat

EXCLUDES1 *military operations involving combat using blunt or piercing object (Y37.45-)*

military operations involving intentional restriction of air and airway (Y37.46-)

military operations involving unintentional restriction of air and airway (Y37.47-)

7th Y37.440 Military operations involving unarmed hand to hand combat, military personnel POA

7th Y37.441 Military operations involving unarmed hand to hand combat, civilian POA

6th Y37.45 Military operations involving combat using blunt or piercing object

7th Y37.450 Military operations involving combat using blunt or piercing object, military personnel POA

7th Y37.451 Military operations involving combat using blunt or piercing object, civilian POA

6th Y37.46 Military operations involving intentional restriction of air and airway

7th Y37.460 Military operations involving intentional restriction of air and airway, military personnel POA

7th Y37.461 Military operations involving intentional restriction of air and airway, civilian POA

6th Y37.47 Military operations involving unintentional restriction of air and airway

7th Y37.470 Military operations involving unintentional restriction of air and airway, military personnel POA

7th Y37.471 Military operations involving unintentional restriction of air and airway, civilian POA

6th Y37.49 Military operations involving other forms of conventional warfare

7th Y37.490 Military operations involving other forms of conventional warfare, military personnel POA

7th Y37.491 Military operations involving other forms of conventional warfare, civilian POA

- 5th Y37.5 **Military operations involving nuclear weapons**
  - Military operation involving dirty bomb NOS
  - 6th Y37.50 **Military operations involving unspecified effect of nuclear weapon**
    - 7th Y37.500 **Military operations involving unspecified effect of nuclear weapon, military personnel** POA
    - 7th Y37.501 **Military operations involving unspecified effect of nuclear weapon, civilian** POA
  - 6th Y37.51 **Military operations involving direct blast effect of nuclear weapon**
    - Military operations involving blast pressure of nuclear weapon
    - 7th Y37.510 **Military operations involving direct blast effect of nuclear weapon, military personnel** POA
    - 7th Y37.511 **Military operations involving direct blast effect of nuclear weapon, civilian** POA
  - 6th Y37.52 **Military operations involving indirect blast effect of nuclear weapon**
    - Military operations involving being thrown by blast of nuclear weapon
    - Military operations involving being struck or crushed by blast debris of nuclear weapon
    - 7th Y37.520 **Military operations involving indirect blast effect of nuclear weapon, military personnel** POA
    - 7th Y37.521 **Military operations involving indirect blast effect of nuclear weapon, civilian** POA
  - 6th Y37.53 **Military operations involving thermal radiation effect of nuclear weapon**
    - Military operations involving direct heat from nuclear weapon
    - Military operation involving fireball effects from nuclear weapon
    - 7th Y37.530 **Military operations involving thermal radiation effect of nuclear weapon, military personnel** POA
    - 7th Y37.531 **Military operations involving thermal radiation effect of nuclear weapon, civilian** POA
  - 6th Y37.54 **Military operation involving nuclear radiation effects of nuclear weapon**
    - Military operation involving acute radiation exposure from nuclear weapon
    - Military operation involving exposure to immediate ionizing radiation from nuclear weapon
    - Military operation involving fallout exposure from nuclear weapon
    - Military operation involving secondary effects of nuclear weapons
    - 7th Y37.540 **Military operation involving nuclear radiation effects of nuclear weapon, military personnel** POA
    - 7th Y37.541 **Military operation involving nuclear radiation effects of nuclear weapon, civilian** POA

- 6th Y37.59 Military operation involving other effects of nuclear weapons
  - 7th Y37.590 Military operation involving other effects of nuclear weapons, military personnel POA
  - 7th Y37.591 Military operation involving other effects of nuclear weapons, civilian POA
- 5th Y37.6 Military operations involving biological weapons
  - 6th Y37.6X Military operations involving biological weapons
    - 7th Y37.6X0 Military operations involving biological weapons, military personnel POA
    - 7th Y37.6X1 Military operations involving biological weapons, civilian POA
- 5th Y37.7 Military operations involving chemical weapons and other forms of unconventional warfare
  - EXCLUDES1 *military operations involving incendiary devices (Y36.3-, Y36.5-)*
  - 6th Y37.7X Military operations involving chemical weapons and other forms of unconventional warfare
    - 7th Y37.7X0 Military operations involving chemical weapons and other forms of unconventional warfare, military personnel POA
    - 7th Y37.7X1 Military operations involving chemical weapons and other forms of unconventional warfare, civilian POA
- 5th Y37.9 Other and unspecified military operations
  - x7th Y37.90 Military operations, unspecified POA
  - x7th Y37.91 Military operations involving unspecified weapon of mass destruction [WMD] POA
  - x7th Y37.92 Military operations involving friendly fire POA

- 5th Y37.A Blast overpressure in military operations
  - *Code also type of explosive, if known
    - *accidental detonation of onboard munitions (Y37.140)
    - *explosion of grenade (Y37.290)
    - *explosion of torpedo (Y37.040)
    - *improvised explosive device (Y37.230)
  - x7th Y37.A1 Low level blast overpressure in military operations POA
    - *LLB overpressure in military operations
    - *Low level blast overpressure due to explosion in military operations
  - x7th Y37.A2 High level blast overpressure in military operations POA
    - *High level blast overpressure due to explosion in military operations
    - *HLB overpressure in military operations

4th Y38 **Terrorism**

See Official Guidelines, "Terrorism Guidelines" I.C.20.j

These codes are for use to identify injuries resulting from the unlawful use of force or violence against persons or property to intimidate or coerce a Government, the civilian population, or any segment thereof, in furtherance of political or social objective

Use additional code for place of occurrence (Y92.-)

The appropriate 7th character is to be added to each code from category Y38

A = initial encounter

D = subsequent encounter

S = sequela

5th Y38.0 **Terrorism involving explosion of marine weapons**

Terrorism involving depth-charge

Terrorism involving marine mine

Terrorism involving mine NOS, at sea or in harbor

Terrorism involving sea-based artillery shell

Terrorism involving torpedo

Terrorism involving underwater blast

6th Y38.0X **Terrorism involving explosion of marine weapons**

7th Y38.0X1 **Terrorism involving explosion of marine weapons, public safety official injured** POA

7th Y38.0X2 **Terrorism involving explosion of marine weapons, civilian injured** POA

7th Y38.0X3 **Terrorism involving explosion of marine weapons, terrorist injured** POA

5th Y38.1 **Terrorism involving destruction of aircraft**

Terrorism involving aircraft burned
Terrorism involving aircraft exploded
Terrorism involving aircraft being shot down
Terrorism involving aircraft used as a weapon

6th Y38.1X **Terrorism involving destruction of aircraft**

7th Y38.1X1 **Terrorism involving destruction of aircraft, public safety official injured** POA

7th Y38.1X2 **Terrorism involving destruction of aircraft, civilian injured** POA

7th Y38.1X3 **Terrorism involving destruction of aircraft, terrorist injured** POA

5th Y38.2 **Terrorism involving other explosions and fragments**

Terrorism involving antipersonnel (fragments) bomb
Terrorism involving blast NOS
Terrorism involving explosion NOS
Terrorism involving explosion of breech block
Terrorism involving explosion of cannon block
Terrorism involving explosion (fragments) of artillery shell
Terrorism involving explosion (fragments) of bomb
Terrorism involving explosion (fragments) of grenade
Terrorism involving explosion (fragments) of guided missile
Terrorism involving explosion (fragments) of land mine
Terrorism involving explosion of mortar bomb
Terrorism involving explosion of munitions
Terrorism involving explosion (fragments) of rocket
Terrorism involving explosion (fragments) of shell
Terrorism involving shrapnel
Terrorism involving mine NOS, on land

EXCLUDES1 *terrorism involving explosion of nuclear weapon (Y38.5)*
terrorism involving suicide bomber (Y38.81)

6th Y38.2X Terrorism involving other explosions and fragments
7th Y38.2X1 Terrorism involving other explosions and fragments, public safety official injured POA
7th Y38.2X2 Terrorism involving other explosions and fragments, civilian injured POA
7th Y38.2X3 Terrorism involving other explosions and fragments, terrorist injured POA
5th Y38.3 Terrorism involving fires, conflagration and hot substances
Terrorism involving conflagration NOS
Terrorism involving fire NOS
Terrorism involving petrol bomb
EXCLUDES1 *terrorism involving fire or heat of nuclear weapon (Y38.5)*
6th Y38.3X Terrorism involving fires, conflagration and hot substances
7th Y38.3X1 Terrorism involving fires, conflagration and hot substances, public safety official injured POA
7th Y38.3X2 Terrorism involving fires, conflagration and hot substances, civilian injured POA
7th Y38.3X3 Terrorism involving fires, conflagration and hot substances, terrorist injured POA
5th Y38.4 Terrorism involving firearms
Terrorism involving carbine bullet
Terrorism involving machine gun bullet
Terrorism involving pellets (shotgun)
Terrorism involving pistol bullet
Terrorism involving rifle bullet
Terrorism involving rubber (rifle) bullet
6th Y38.4X Terrorism involving firearms
7th Y38.4X1 Terrorism involving firearms, public safety official injured POA
7th Y38.4X2 Terrorism involving firearms, civilian injured POA
7th Y38.4X3 Terrorism involving firearms, terrorist injured POA

- 5th Y38.5 **Terrorism involving nuclear weapons**
  - Terrorism involving blast effects of nuclear weapon
  - Terrorism involving exposure to ionizing radiation from nuclear weapon
  - Terrorism involving fireball effect of nuclear weapon
  - Terrorism involving heat from nuclear weapon
  - 6th Y38.5X **Terrorism involving nuclear weapons**
    - 7th Y38.5X1 **Terrorism involving nuclear weapons, public safety official injured** POA
    - 7th Y38.5X2 **Terrorism involving nuclear weapons, civilian injured** POA
    - 7th Y38.5X3 **Terrorism involving nuclear weapons, terrorist injured** POA
- 5th Y38.6 **Terrorism involving biological weapons**
  - Terrorism involving anthrax
  - Terrorism involving cholera
  - Terrorism involving smallpox
  - 6th Y38.6X **Terrorism involving biological weapons**
    - 7th Y38.6X1 **Terrorism involving biological weapons, public safety official injured** POA
    - 7th Y38.6X2 **Terrorism involving biological weapons, civilian injured** POA
    - 7th Y38.6X3 **Terrorism involving biological weapons, terrorist injured** POA
- 5th Y38.7 **Terrorism involving chemical weapons**
  - Terrorism involving gases, fumes, chemicals
  - Terrorism involving hydrogen cyanide
  - Terrorism involving phosgene
  - Terrorism involving sarin
  - 6th Y38.7X **Terrorism involving chemical weapons**
    - 7th Y38.7X1 **Terrorism involving chemical weapons, public safety official injured** POA
    - 7th Y38.7X2 **Terrorism involving chemical weapons, civilian injured** POA
    - 7th Y38.7X3 **Terrorism involving chemical weapons, terrorist injured** POA

5th Y38.8 **Terrorism involving other and unspecified means**

*7th Y38.80 **Terrorism involving unspecified means** POA

Terrorism NOS

6th Y38.81 **Terrorism involving suicide bomber**

7th Y38.811 **Terrorism involving suicide bomber, public safety official injured** POA

7th Y38.812 **Terrorism involving suicide bomber, civilian injured** POA

6th Y38.89 **Terrorism involving other means**

Terrorism involving drowning and submersion

Terrorism involving lasers

Terrorism involving piercing or stabbing instruments

7th Y38.891 **Terrorism involving other means, public safety official injured** POA

7th Y38.892 **Terrorism involving other means, civilian injured** POA

7th Y38.893 **Terrorism involving other means, terrorist injured** POA

5th Y38.9 **Terrorism, secondary effects**

See Official Guidelines, "Code Y38.9, Terrorism, secondary effects" I.C.20.j.3

NOTES This code is for use to identify conditions occurring subsequent to a terrorist attack not those that are due to the initial terrorist attack

6th Y38.9X **Terrorism, secondary effects**

7th Y38.9X1 **Terrorism, secondary effects, public safety official injured** POA

7th Y38.9X2 **Terrorism, secondary effects, civilian injured** POA

Complications of medical and surgical care (Y62-Y84)

INCLUDES *complications of medical devices*
surgical and medical procedures as the cause of abnormal reaction of the patient, or of later complication, without mention of misadventure at the time of the procedure

Misadventures to patients during surgical and medical care (Y62-Y69)

EXCLUDES1 *surgical and medical procedures as the cause of abnormal reaction of the patient, without mention of misadventure at the time of the procedure (Y83-Y84)*

EXCLUDES2 *breakdown or malfunctioning of medical device (during procedure) (after implantation) (ongoing use) (Y70-Y82)*

4th Y62 Failure of sterile precautions during surgical and medical care

- Y62.0 Failure of sterile precautions during surgical operation
- Y62.1 Failure of sterile precautions during infusion or transfusion
- Y62.2 Failure of sterile precautions during kidney dialysis and other perfusion RxHCC
- Y62.3 Failure of sterile precautions during injection or immunization
- Y62.4 Failure of sterile precautions during endoscopic examination
- Y62.5 Failure of sterile precautions during heart catheterization
- Y62.6 Failure of sterile precautions during aspiration, puncture and other catheterization
- Y62.8 Failure of sterile precautions during other surgical and medical care
- Y62.9 Failure of sterile precautions during unspecified surgical and medical care

4th Y63 Failure in dosage during surgical and medical care

EXCLUDES2 *accidental overdose of drug or wrong drug given in error (T36-T50)*

- Y63.0 Excessive amount of blood or other fluid given during transfusion or infusion
- Y63.1 Incorrect dilution of fluid used during infusion
- Y63.2 Overdose of radiation given during therapy
- Y63.3 Inadvertent exposure of patient to radiation during medical care
- Y63.4 Failure in dosage in electroshock or insulin-shock therapy
- Y63.5 Inappropriate temperature in local application and packing
- Y63.6 Underdosing and nonadministration of necessary drug, medicament or biological substance

  See Official Guidelines, "Underdosing" I.C.19.e.5.c

  AHA: Q4 2023, Q4 2018
- Y63.8 Failure in dosage during other surgical and medical care

  See Official Guidelines, "Underdosing" I.C.19.e.5.c

  AHA: Q4 2023, Q4 2018
- Y63.9 Failure in dosage during unspecified surgical and medical care

  See Official Guidelines, "Underdosing" I.C.19.e.5.c

  AHA: Q4 2023, Q4 2018

4th Y64 Contaminated medical or biological substances

Y64.0 Contaminated medical or biological substance, transfused or infused

Y64.1 Contaminated medical or biological substance, injected or used for immunization

Y64.8 Contaminated medical or biological substance administered by other means

Y64.9 Contaminated medical or biological substance administered by unspecified means

Administered contaminated medical or biological substance NOS

4th Y65 Other misadventures during surgical and medical care

Y65.0 Mismatched blood in transfusion

Y65.1 Wrong fluid used in infusion

Y65.2 Failure in suture or ligature during surgical operation

Y65.3 Endotracheal tube wrongly placed during anesthetic procedure

Y65.4 Failure to introduce or to remove other tube or instrument

AHA: Q2 2025

5th Y65.5 Performance of wrong procedure (operation)

Y65.51 Performance of wrong procedure (operation) on correct patient

Wrong device implanted into correct surgical site

EXCLUDES1 *performance of correct procedure (operation) on wrong side or body part (Y65.53)*

Y65.52 Performance of procedure (operation) on patient not scheduled for surgery

Performance of procedure (operation) intended for another patient

Performance of procedure (operation) on wrong patient

Y65.53 Performance of correct procedure (operation) on wrong side or body part

Performance of correct procedure (operation) on wrong side

Performance of correct procedure (operation) on wrong site

Y65.8 Other specified misadventures during surgical and medical care

AHA: Q1 2022, Q2 2019

Y66 Nonadministration of surgical and medical care

Premature cessation of surgical and medical care

EXCLUDES1 *DNR status (Z66)*

palliative care (Z51.5)

Y69 Unspecified misadventure during surgical and medical care

Medical devices associated with adverse incidents in diagnostic and therapeutic use (Y70-Y82)

INCLUDES *breakdown or malfunction of medical devices (during use) (after implantation) (ongoing use)*

EXCLUDES2 *later complications following use of medical devices without breakdown or malfunctioning of device (Y83-Y84)*

misadventure to patients during surgical and medical care, classifiable to (Y62-Y69)

surgical and other medical procedures as the cause of abnormal reaction of the patient, or of later complication, without mention of misadventure at the time of the procedure (Y83-Y84)

4th Y70 Anesthesiology devices associated with adverse incidents

- Y70.0 Diagnostic and monitoring anesthesiology devices associated with adverse incidents
- Y70.1 Therapeutic (nonsurgical) and rehabilitative anesthesiology devices associated with adverse incidents
- Y70.2 Prosthetic and other implants, materials and accessory anesthesiology devices associated with adverse incidents
- Y70.3 Surgical instruments, materials and anesthesiology devices (including sutures) associated with adverse incidents
- Y70.8 Miscellaneous anesthesiology devices associated with adverse incidents, not elsewhere classified

4th Y71 Cardiovascular devices associated with adverse incidents

- Y71.0 Diagnostic and monitoring cardiovascular devices associated with adverse incidents
- Y71.1 Therapeutic (nonsurgical) and rehabilitative cardiovascular devices associated with adverse incidents
- Y71.2 Prosthetic and other implants, materials and accessory cardiovascular devices associated with adverse incidents
- Y71.3 Surgical instruments, materials and cardiovascular devices (including sutures) associated with adverse incidents
- Y71.8 Miscellaneous cardiovascular devices associated with adverse incidents, not elsewhere classified

4th Y72 Otorhinolaryngological devices associated with adverse incidents

- Y72.0 Diagnostic and monitoring otorhinolaryngological devices associated with adverse incidents
- Y72.1 Therapeutic (nonsurgical) and rehabilitative otorhinolaryngological devices associated with adverse incidents
- Y72.2 Prosthetic and other implants, materials and accessory otorhinolaryngological devices associated with adverse incidents
- Y72.3 Surgical instruments, materials and otorhinolaryngological devices (including sutures) associated with adverse incidents
- Y72.8 Miscellaneous otorhinolaryngological devices associated with adverse incidents, not elsewhere classified

- 4th Y73 Gastroenterology and urology devices associated with adverse incidents
  - Y73.0 Diagnostic and monitoring gastroenterology and urology devices associated with adverse incidents
  - Y73.1 Therapeutic (nonsurgical) and rehabilitative gastroenterology and urology devices associated with adverse incidents
  - Y73.2 Prosthetic and other implants, materials and accessory gastroenterology and urology devices associated with adverse incidents
  - Y73.3 Surgical instruments, materials and gastroenterology and urology devices (including sutures) associated with adverse incidents
  - Y73.8 Miscellaneous gastroenterology and urology devices associated with adverse incidents, not elsewhere classified
- 4th Y74 General hospital and personal-use devices associated with adverse incidents
  - Y74.0 Diagnostic and monitoring general hospital and personal-use devices associated with adverse incidents
  - Y74.1 Therapeutic (nonsurgical) and rehabilitative general hospital and personal-use devices associated with adverse incidents
  - Y74.2 Prosthetic and other implants, materials and accessory general hospital and personal-use devices associated with adverse incidents
  - Y74.3 Surgical instruments, materials and general hospital and personal-use devices (including sutures) associated with adverse incidents
  - Y74.8 Miscellaneous general hospital and personal-use devices associated with adverse incidents, not elsewhere classified
- 4th Y75 Neurological devices associated with adverse incidents
  - Y75.0 Diagnostic and monitoring neurological devices associated with adverse incidents
  - Y75.1 Therapeutic (nonsurgical) and rehabilitative neurological devices associated with adverse incidents
  - Y75.2 Prosthetic and other implants, materials and neurological devices associated with adverse incidents
  - Y75.3 Surgical instruments, materials and neurological devices (including sutures) associated with adverse incidents
  - Y75.8 Miscellaneous neurological devices associated with adverse incidents, not elsewhere classified
- 4th Y76 Obstetric and gynecological devices associated with adverse incidents
  - Y76.0 Diagnostic and monitoring obstetric and gynecological devices associated with adverse incidents
  - Y76.1 Therapeutic (nonsurgical) and rehabilitative obstetric and gynecological devices associated with adverse incidents
  - Y76.2 Prosthetic and other implants, materials and accessory obstetric and gynecological devices associated with adverse incidents
  - Y76.3 Surgical instruments, materials and obstetric and gynecological devices (including sutures) associated with adverse incidents
  - Y76.8 Miscellaneous obstetric and gynecological devices associated with adverse incidents, not elsewhere classified

4th Y77 Ophthalmic devices associated with adverse incidents

Y77.0 Diagnostic and monitoring ophthalmic devices associated with adverse incidents

5th Y77.1 Therapeutic (nonsurgical) and rehabilitative ophthalmic devices associated with adverse incidents

Y77.11 Contact lens associated with adverse incidents

AHA: Q4 2020

Rigid gas permeable contact lens associated with adverse incidents

Soft (hydrophilic) contact lens associated with adverse incidents

Y77.19 Other therapeutic (nonsurgical) and rehabilitative ophthalmic devices associated with adverse incidents

AHA: Q4 2020

Y77.2 Prosthetic and other implants, materials and accessory ophthalmic devices associated with adverse incidents

Y77.3 Surgical instruments, materials and ophthalmic devices (including sutures) associated with adverse incidents

Y77.8 Miscellaneous ophthalmic devices associated with adverse incidents, not elsewhere classified

4th Y78 Radiological devices associated with adverse incidents

Y78.0 Diagnostic and monitoring radiological devices associated with adverse incidents

Y78.1 Therapeutic (nonsurgical) and rehabilitative radiological devices associated with adverse incidents

Y78.2 Prosthetic and other implants, materials and accessory radiological devices associated with adverse incidents

Y78.3 Surgical instruments, materials and radiological devices (including sutures) associated with adverse incidents

Y78.8 Miscellaneous radiological devices associated with adverse incidents, not elsewhere classified

4th Y79 Orthopedic devices associated with adverse incidents

Y79.0 Diagnostic and monitoring orthopedic devices associated with adverse incidents

Y79.1 Therapeutic (nonsurgical) and rehabilitative orthopedic devices associated with adverse incidents

Y79.2 Prosthetic and other implants, materials and accessory orthopedic devices associated with adverse incidents

Y79.3 Surgical instruments, materials and orthopedic devices (including sutures) associated with adverse incidents

Y79.8 Miscellaneous orthopedic devices associated with adverse incidents, not elsewhere classified

4th Y80 Physical medicine devices associated with adverse incidents

- Y80.0 Diagnostic and monitoring physical medicine devices associated with adverse incidents
- Y80.1 Therapeutic (nonsurgical) and rehabilitative physical medicine devices associated with adverse incidents
- Y80.2 Prosthetic and other implants, materials and accessory physical medicine devices associated with adverse incidents
- Y80.3 Surgical instruments, materials and physical medicine devices (including sutures) associated with adverse incidents
- Y80.8 Miscellaneous physical medicine devices associated with adverse incidents, not elsewhere classified

4th Y81 General- and plastic-surgery devices associated with adverse incidents

- Y81.0 Diagnostic and monitoring general- and plastic-surgery devices associated with adverse incidents
- Y81.1 Therapeutic (nonsurgical) and rehabilitative general- and plastic-surgery devices associated with adverse incidents
- Y81.2 Prosthetic and other implants, materials and accessory general- and plastic-surgery devices associated with adverse incidents
- Y81.3 Surgical instruments, materials and general- and plastic-surgery devices (including sutures) associated with adverse incidents
- Y81.8 Miscellaneous general- and plastic-surgery devices associated with adverse incidents, not elsewhere classified

4th Y82 Other and unspecified medical devices associated with adverse incidents

- Y82.8 Other medical devices associated with adverse incidents
- Y82.9 Unspecified medical devices associated with adverse incidents

Surgical and other medical procedures as the cause of abnormal reaction of the patient, or of later complication, without mention of misadventure at the time of the procedure (Y83-Y84)

EXCLUDES1 *misadventures to patients during surgical and medical care, classifiable to (Y62-Y69)*

EXCLUDES2 *breakdown or malfunctioning of medical device (after implantation) (during procedure) (ongoing use) (Y70-Y82)*

4th Y83 Surgical operation and other surgical procedures as the cause of abnormal reaction of the patient, or of later complication, without mention of misadventure at the time of the procedure

- Y83.0 Surgical operation with transplant of whole organ as the cause of abnormal reaction of the patient, or of later complication, without mention of misadventure at the time of the procedure
- Y83.1 Surgical operation with implant of artificial internal device as the cause of abnormal reaction of the patient, or of later complication, without mention of misadventure at the time of the procedure
- Y83.2 Surgical operation with anastomosis, bypass or graft as the cause of abnormal reaction of the patient, or of later complication, without mention of misadventure at the time of the procedure
- Y83.3 Surgical operation with formation of external stoma as the cause of abnormal reaction of the patient, or of later complication, without mention of misadventure at the time of the procedure
- Y83.4 Other reconstructive surgery as the cause of abnormal reaction of the patient, or of later complication, without mention of misadventure at the time of the procedure
- Y83.5 Amputation of limb(s) as the cause of abnormal reaction of the patient, or of later complication, without mention of misadventure at the time of the procedure
- Y83.6 Removal of other organ (partial) (total) as the cause of abnormal reaction of the patient, or of later complication, without mention of misadventure at the time of the procedure
- Y83.8 Other surgical procedures as the cause of abnormal reaction of the patient, or of later complication, without mention of misadventure at the time of the procedure

  AHA: Q2 2023
- Y83.9 Surgical procedure, unspecified as the cause of abnormal reaction of the patient, or of later complication, without mention of misadventure at the time of the procedure

  AHA: Q2 2023

Y83.9 Surgical procedure, unspecified as the cause of abnormal reaction of the patient, or of later complication, without mention of misadventure at the time of the procedure

4th Y84 Other medical procedures as the cause of abnormal reaction of the patient, or of later complication, without mention of misadventure at the time of the procedure

- Y84.0 Cardiac catheterization as the cause of abnormal reaction of the patient, or of later complication, without mention of misadventure at the time of the procedure
- Y84.1 Kidney dialysis as the cause of abnormal reaction of the patient, or of later complication, without mention of misadventure at the time of the procedure
- Y84.2 Radiological procedure and radiotherapy as the cause of abnormal reaction of the patient, or of later complication, without mention of misadventure at the time of the procedure

  See Official Guidelines, "Anemia associated with chemotherapy, immunotherapy and radiation therapy" I.C.2.c.2

  AHA: Q1 2019, Q1 2017
- Y84.3 Shock therapy as the cause of abnormal reaction of the patient, or of later complication, without mention of misadventure at the time of the procedure
- Y84.4 Aspiration of fluid as the cause of abnormal reaction of the patient, or of later complication, without mention of misadventure at the time of the procedure
- Y84.5 Insertion of gastric or duodenal sound as the cause of abnormal reaction of the patient, or of later complication, without mention of misadventure at the time of the procedure
- Y84.6 Urinary catheterization as the cause of abnormal reaction of the patient, or of later complication, without mention of misadventure at the time of the procedure

  AHA: Q2 2025
- Y84.7 Blood-sampling as the cause of abnormal reaction of the patient, or of later complication, without mention of misadventure at the time of the procedure
- Y84.8 Other medical procedures as the cause of abnormal reaction of the patient, or of later complication, without mention of misadventure at the time of the procedure

  AHA: Q1 2024, Q2 2023, Q1 2021
- Y84.9 Medical procedure, unspecified as the cause of abnormal reaction of the patient, or of later complication, without mention of misadventure at the time of the procedure

Supplementary factors related to causes of morbidity classified elsewhere (Y90-Y99)

NOTES These categories may be used to provide supplementary information concerning causes of morbidity. They are not to be used for single-condition coding.

4th Y90 Evidence of alcohol involvement **determined by blood alcohol level**

See Official Guidelines, "Documentation by Clinicians Other than the Patient's Provider" I.B.14, "Blood Alcohol Level" I.C.5.b.5

Code first any associated alcohol related disorders (F10)

Y90.0 **Blood alcohol level of less than 20 mg/100 ml**

Y90.1 **Blood alcohol level of 20-39 mg/100 ml**

Y90.2 **Blood alcohol level of 40-59 mg/100 ml**

Y90.3 **Blood alcohol level of 60-79 mg/100 ml**

Y90.4 **Blood alcohol level of 80-99 mg/100 ml**

Y90.5 **Blood alcohol level of 100-119 mg/100 ml**

Y90.6 **Blood alcohol level of 120-199 mg/100 ml**

Y90.7 **Blood alcohol level of 200-239 mg/100 ml**

Y90.8 **Blood alcohol level of 240 mg/100 ml or more**

Y90.9 **Presence of alcohol in blood, level not specified**

Y92 **Place of occurrence of the external cause**

See Official Guidelines, "Place of Occurrence Guidelines" I.C.20.b, "Cause of injury identified by the Federal Government (FBI) as terrorism" I.C.20.j.1

The following category is for use, when relevant, to identify the place of occurrence of the external cause. Use in conjunction with an activity code.

Place of occurrence should be recorded only at the initial encounter for treatment

Y92.0 **Non-institutional (private) residence as the place of occurrence of the external cause**

EXCLUDES1 *abandoned or derelict house (Y92.89)*

home under construction but not yet occupied (Y92.6-)

institutional place of residence (Y92.1-)

Y92.00 **Unspecified non-institutional (private) residence as the place of occurrence of the external cause**

Y92.000 **Kitchen of unspecified non-institutional (private) residence as the place of occurrence of the external cause** POA

Y92.001 **Dining room of unspecified non-institutional (private) residence as the place of occurrence of the external cause** POA

Y92.002 **Bathroom of unspecified non-institutional (private) residence as the place of occurrence of the external cause** POA

Y92.003 **Bedroom of unspecified non-institutional (private) residence as the place of occurrence of the external cause** POA

Y92.007 **Garden or yard of unspecified non-institutional (private) residence as the place of occurrence of the external cause** POA

Y92.008 **Other place in unspecified non-institutional (private) residence as the place of occurrence of the external cause** POA

Y92.009 **Unspecified place in unspecified non-institutional (private) residence as the place of occurrence of the external cause** POA

AHA: Q2 2021

Home (NOS) as the place of occurrence of the external cause

6th Y92.01 **Single-family non-institutional (private) house as the place of occurrence of the external cause**

Farmhouse as the place of occurrence of the external cause

EXCLUDES1 *barn (Y92.71)*

chicken coop or hen house (Y92.72)

farm field (Y92.73)

orchard (Y92.74)

single family mobile home or trailer (Y92.02-)

slaughter house (Y92.86)

Y92.010 **Kitchen of single-family (private) house as the place of occurrence of the external cause** POA

Y92.011 **Dining room of single-family (private) house as the place of occurrence of the external cause** POA

Y92.012 **Bathroom of single-family (private) house as the place of occurrence of the external cause** POA

Y92.013 **Bedroom of single-family (private) house as the place of occurrence of the external cause** POA

Y92.014 **Private driveway to single-family (private) house as the place of occurrence of the external cause** POA

Y92.015 **Private garage of single-family (private) house as the place of occurrence of the external cause** POA

Y92.016 **Swimming-pool in single-family (private) house or garden as the place of occurrence of the external cause** POA

AHA: Q1 2023

Y92.017 **Garden or yard in single-family (private) house as the place of occurrence of the external cause** POA

Y92.018 **Other place in single-family (private) house as the place of occurrence of the external cause** POA

Y92.019 **Unspecified place in single-family (private) house as the place of occurrence of the external cause** POA

6th Y92.02 Mobile home as the place of occurrence of the external cause

- Y92.020 Kitchen in mobile home as the place of occurrence of the external cause POA
- Y92.021 Dining room in mobile home as the place of occurrence of the external cause POA
- Y92.022 Bathroom in mobile home as the place of occurrence of the external cause POA
- Y92.023 Bedroom in mobile home as the place of occurrence of the external cause POA
- Y92.024 Driveway of mobile home as the place of occurrence of the external cause POA
- Y92.025 Garage of mobile home as the place of occurrence of the external cause POA
- Y92.026 Swimming-pool of mobile home as the place of occurrence of the external cause POA
- Y92.027 Garden or yard of mobile home as the place of occurrence of the external cause POA
- Y92.028 Other place in mobile home as the place of occurrence of the external cause POA
- Y92.029 Unspecified place in mobile home as the place of occurrence of the external cause POA

6th Y92.03 Apartment as the place of occurrence of the external cause

Condominium as the place of occurrence of the external cause

Co-op apartment as the place of occurrence of the external cause

- Y92.030 Kitchen in apartment as the place of occurrence of the external cause POA
- Y92.031 Bathroom in apartment as the place of occurrence of the external cause POA
- Y92.032 Bedroom in apartment as the place of occurrence of the external cause POA
- Y92.038 Other place in apartment as the place of occurrence of the external cause POA
- Y92.039 Unspecified place in apartment as the place of occurrence of the external cause POA

6th Y92.04 Boarding-house as the place of occurrence of the external cause

- Y92.040 Kitchen in boarding-house as the place of occurrence of the external cause POA
- Y92.041 Bathroom in boarding-house as the place of occurrence of the external cause POA
- Y92.042 Bedroom in boarding-house as the place of occurrence of the external cause POA
- Y92.043 Driveway of boarding-house as the place of occurrence of the external cause POA
- Y92.044 Garage of boarding-house as the place of occurrence of the external cause POA
- Y92.045 Swimming-pool of boarding-house as the place of occurrence of the external cause POA
- Y92.046 Garden or yard of boarding-house as the place of occurrence of the external cause POA
- Y92.048 Other place in boarding-house as the place of occurrence of the external cause POA
- Y92.049 Unspecified place in boarding-house as the place of occurrence of the external cause POA

6th Y92.09 Other non-institutional residence as the place of occurrence of the external cause

- Y92.090 Kitchen in other non-institutional residence as the place of occurrence of the external cause POA
- Y92.091 Bathroom in other non-institutional residence as the place of occurrence of the external cause POA
- Y92.092 Bedroom in other non-institutional residence as the place of occurrence of the external cause POA
- Y92.093 Driveway of other non-institutional residence as the place of occurrence of the external cause POA
- Y92.094 Garage of other non-institutional residence as the place of occurrence of the external cause POA
- Y92.095 Swimming-pool of other non-institutional residence as the place of occurrence of the external cause POA
- Y92.096 Garden or yard of other non-institutional residence as the place of occurrence of the external cause POA
- Y92.098 Other place in other non-institutional residence as the place of occurrence of the external cause POA

  AHA: Q2 2017
- Y92.099 Unspecified place in other non-institutional residence as the place of occurrence of the external cause POA

  AHA: Q2 2017

5th Y92.1 Institutional (nonprivate) residence as the place of occurrence of the external cause

Y92.10 Unspecified residential institution as the place of occurrence of the external cause POA

6th Y92.11 Children's home and orphanage as the place of occurrence of the external cause

Y92.110 Kitchen in children's home and orphanage as the place of occurrence of the external cause POA

Y92.111 Bathroom in children's home and orphanage as the place of occurrence of the external cause POA

Y92.112 Bedroom in children's home and orphanage as the place of occurrence of the external cause POA

Y92.113 Driveway of children's home and orphanage as the place of occurrence of the external cause POA

Y92.114 Garage of children's home and orphanage as the place of occurrence of the external cause POA

Y92.115 Swimming-pool of children's home and orphanage as the place of occurrence of the external cause POA

Y92.116 Garden or yard of children's home and orphanage as the place of occurrence of the external cause POA

Y92.118 Other place in children's home and orphanage as the place of occurrence of the external cause POA

Y92.119 Unspecified place in children's home and orphanage as the place of occurrence of the external cause POA

6th Y92.12 Nursing home as the place of occurrence of the external cause

Home for the sick as the place of occurrence of the external cause

Hospice as the place of occurrence of the external cause

Y92.120 Kitchen in nursing home as the place of occurrence of the external cause POA

Y92.121 Bathroom in nursing home as the place of occurrence of the external cause POA

Y92.122 Bedroom in nursing home as the place of occurrence of the external cause POA

AHA: Q4 2020

Y92.123 Driveway of nursing home as the place of occurrence of the external cause POA

Y92.124 Garage of nursing home as the place of occurrence of the external cause POA

Y92.125 Swimming-pool of nursing home as the place of occurrence of the external cause POA

Y92.126 Garden or yard of nursing home as the place of occurrence of the external cause POA

Y92.128 Other place in nursing home as the place of occurrence of the external cause POA

Y92.129 Unspecified place in nursing home as the place of occurrence of the external cause POA

AHA: Q2 2017

6th Y92.13 Military base as the place of occurrence of the external cause

EXCLUDES1 *military training grounds (Y92.83)*

Y92.130 Kitchen on military base as the place of occurrence of the external cause POA

Y92.131 Mess hall on military base as the place of occurrence of the external cause POA

Y92.133 Barracks on military base as the place of occurrence of the external cause POA

Y92.135 Garage on military base as the place of occurrence of the external cause POA

Y92.136 Swimming-pool on military base as the place of occurrence of the external cause POA

Y92.137 Garden or yard on military base as the place of occurrence of the external cause POA

Y92.138 Other place on military base as the place of occurrence of the external cause POA

Y92.139 Unspecified place military base as the place of occurrence of the external cause POA

6th Y92.14 Prison as the place of occurrence of the external cause

Y92.140 Kitchen in prison as the place of occurrence of the external cause POA

Y92.141 Dining room in prison as the place of occurrence of the external cause POA

Y92.142 Bathroom in prison as the place of occurrence of the external cause POA

Y92.143 Cell of prison as the place of occurrence of the external cause POA

Y92.146 Swimming-pool of prison as the place of occurrence of the external cause POA

Y92.147 Courtyard of prison as the place of occurrence of the external cause POA

Y92.148 Other place in prison as the place of occurrence of the external cause POA

Y92.149 Unspecified place in prison as the place of occurrence of the external cause POA

6th Y92.15 Reform school as the place of occurrence of the external cause

- Y92.150 Kitchen in reform school as the place of occurrence of the external cause POA
- Y92.151 Dining room in reform school as the place of occurrence of the external cause POA
- Y92.152 Bathroom in reform school as the place of occurrence of the external cause POA
- Y92.153 Bedroom in reform school as the place of occurrence of the external cause POA
- Y92.154 Driveway of reform school as the place of occurrence of the external cause POA
- Y92.155 Garage of reform school as the place of occurrence of the external cause POA
- Y92.156 Swimming-pool of reform school as the place of occurrence of the external cause POA
- Y92.157 Garden or yard of reform school as the place of occurrence of the external cause POA
- Y92.158 Other place in reform school as the place of occurrence of the external cause POA
- Y92.159 Unspecified place in reform school as the place of occurrence of the external cause POA

6th Y92.16 School dormitory as the place of occurrence of the external cause

EXCLUDES1 *reform school as the place of occurrence of the external cause (Y92.15-)*
school buildings and grounds as the place of occurrence of the external cause (Y92.2-)
school sports and athletic areas as the place of occurrence of the external cause (Y92.3-)

- Y92.160 Kitchen in school dormitory as the place of occurrence of the external cause POA
- Y92.161 Dining room in school dormitory as the place of occurrence of the external cause POA
- Y92.162 Bathroom in school dormitory as the place of occurrence of the external cause POA
- Y92.163 Bedroom in school dormitory as the place of occurrence of the external cause POA
- Y92.168 Other place in school dormitory as the place of occurrence of the external cause POA
- Y92.169 Unspecified place in school dormitory as the place of occurrence of the external cause POA

6th Y92.19 Other specified residential institution as the place of occurrence of the external cause

- Y92.190 Kitchen in other specified residential institution as the place of occurrence of the external cause POA
- Y92.191 Dining room in other specified residential institution as the place of occurrence of the external cause POA
- Y92.192 Bathroom in other specified residential institution as the place of occurrence of the external cause POA
- Y92.193 Bedroom in other specified residential institution as the place of occurrence of the external cause POA
- Y92.194 Driveway of other specified residential institution as the place of occurrence of the external cause POA
- Y92.195 Garage of other specified residential institution as the place of occurrence of the external cause POA
- Y92.196 Pool of other specified residential institution as the place of occurrence of the external cause POA
- Y92.197 Garden or yard of other specified residential institution as the place of occurrence of the external cause POA
- Y92.198 Other place in other specified residential institution as the place of occurrence of the external cause POA
- Y92.199 Unspecified place in other specified residential institution as the place of occurrence of the external cause POA

AHA: Q2 2017

5th Y92.2 **School, other institution and public administrative area as the place of occurrence of the external cause**

Building and adjacent grounds used by the general public or by a particular group of the public

EXCLUDES1 *building under construction as the place of occurrence of the external cause (Y92.6)*

residential institution as the place of occurrence of the external cause (Y92.1)

school dormitory as the place of occurrence of the external cause (Y92.16-)

sports and athletics area of schools as the place of occurrence of the external cause (Y92.3-)

6th Y92.21 **School (private) (public) (state) as the place of occurrence of the external cause**

Y92.210 **Daycare center as the place of occurrence of the external cause** POA

Y92.211 **Elementary school as the place of occurrence of the external cause** POA

Kindergarten as the place of occurrence of the external cause

Y92.212 **Middle school as the place of occurrence of the external cause** POA

Y92.213 **High school as the place of occurrence of the external cause** POA

Y92.214 **College as the place of occurrence of the external cause** POA

University as the place of occurrence of the external cause

Y92.215 **Trade school as the place of occurrence of the external cause** POA

Y92.218 **Other school as the place of occurrence of the external cause** POA

Y92.219 **Unspecified school as the place of occurrence of the external cause** POA

Y92.22 **Religious institution as the place of occurrence of the external cause** POA

Church as the place of occurrence of the external cause

Mosque as the place of occurrence of the external cause

Synagogue as the place of occurrence of the external cause

6th Y92.23 Hospital as the place of occurrence of the external cause

EXCLUDES1 *ambulatory (outpatient) health services establishments (Y92.53-)*

home for the sick as the place of occurrence of the external cause (Y92.12-)

hospice as the place of occurrence of the external cause (Y92.12-)

nursing home as the place of occurrence of the external cause (Y92.12-)

Y92.230 Patient room in hospital as the place of occurrence of the external cause

Y92.231 Patient bathroom in hospital as the place of occurrence of the external cause

Y92.232 Corridor of hospital as the place of occurrence of the external cause

Y92.233 Cafeteria of hospital as the place of occurrence of the external cause

Y92.234 Operating room of hospital as the place of occurrence of the external cause

Y92.238 Other place in hospital as the place of occurrence of the external cause

Y92.239 Unspecified place in hospital as the place of occurrence of the external cause

6th Y92.24 Public administrative building as the place of occurrence of the external cause

Y92.240 Courthouse as the place of occurrence of the external cause POA

Y92.241 Library as the place of occurrence of the external cause POA

Y92.242 Post office as the place of occurrence of the external cause POA

Y92.243 City hall as the place of occurrence of the external cause POA

Y92.248 Other public administrative building as the place of occurrence of the external cause POA

6th Y92.25 Cultural building as the place of occurrence of the external cause

Y92.250 Art Gallery as the place of occurrence of the external cause POA

Y92.251 Museum as the place of occurrence of the external cause POA

Y92.252 Music hall as the place of occurrence of the external cause POA

Y92.253 Opera house as the place of occurrence of the external cause POA

Y92.254 Theater (live) as the place of occurrence of the external cause POA

Y92.258 Other cultural public building as the place of occurrence of the external cause POA

Y92.26 Movie house or cinema as the place of occurrence of the external cause POA

Y92.29 Other specified public building as the place of occurrence of the external cause POA

Assembly hall as the place of occurrence of the external cause

Clubhouse as the place of occurrence of the external cause

5th Y92.3 Sports and athletics area as the place of occurrence of the external cause

6th Y92.31 Athletic court as the place of occurrence of the external cause

EXCLUDES1 *tennis court in private home or garden (Y92.09)*

Y92.310 Basketball court as the place of occurrence of the external cause POA

Y92.311 Squash court as the place of occurrence of the external cause POA

Y92.312 Tennis court as the place of occurrence of the external cause POA

Y92.318 Other athletic court as the place of occurrence of the external cause POA

6th Y92.32 Athletic field as the place of occurrence of the external cause

Y92.320 Baseball field as the place of occurrence of the external cause POA

Y92.321 Football field as the place of occurrence of the external cause POA

Y92.322 Soccer field as the place of occurrence of the external cause POA

Y92.328 Other athletic field as the place of occurrence of the external cause POA

Cricket field as the place of occurrence of the external cause

Hockey field as the place of occurrence of the external cause

6th Y92.33 Skating rink as the place of occurrence of the external cause

Y92.330 Ice skating rink (indoor) (outdoor) as the place of occurrence of the external cause POA

Y92.331 Roller skating rink as the place of occurrence of the external cause POA

Y92.34 Swimming pool (public) as the place of occurrence of the external cause POA

EXCLUDES1 *swimming pool in private home or garden (Y92.016)*

Y92.39 Other specified sports and athletic area as the place of occurrence of the external cause POA

Golf-course as the place of occurrence of the external cause

Gymnasium as the place of occurrence of the external cause

Riding-school as the place of occurrence of the external cause

Stadium as the place of occurrence of the external cause

5th Y92.4 Street, highway and other paved roadways as the place of occurrence of the external cause

EXCLUDES1 *private driveway of residence (Y92.014, Y92.024, Y92.043, Y92.093, Y92.113, Y92.123, Y92.154, Y92.194)*

6th Y92.41 Street and highway as the place of occurrence of the external cause

Y92.410 Unspecified street and highway as the place of occurrence of the external cause POA

Road NOS as the place of occurrence of the external cause

Y92.411 Interstate highway as the place of occurrence of the external cause POA

Freeway as the place of occurrence of the external cause

Motorway as the place of occurrence of the external cause

Y92.412 Parkway as the place of occurrence of the external cause POA

Y92.413 State road as the place of occurrence of the external cause POA

Y92.414 Local residential or business street as the place of occurrence of the external cause POA

Y92.415 Exit ramp or entrance ramp of street or highway as the place of occurrence of the external cause POA

6th Y92.48 Other paved roadways as the place of occurrence of the external cause

Y92.480 Sidewalk as the place of occurrence of the external cause POA

Y92.481 Parking lot as the place of occurrence of the external cause POA

Y92.482 Bike path as the place of occurrence of the external cause POA

Y92.488 Other paved roadways as the place of occurrence of the external cause POA

5th Y92.5 Trade and service area as the place of occurrence of the external cause

EXCLUDES1 *garage in private home (Y92.015)*

schools and other public administration buildings (Y92.2-)

6th Y92.51 Private commercial establishments as the place of occurrence of the external cause

Y92.510 Bank as the place of occurrence of the external cause POA

Y92.511 Restaurant or café as the place of occurrence of the external cause POA

Y92.512 Supermarket, store or market as the place of occurrence of the external cause POA

Y92.513 Shop (commercial) as the place of occurrence of the external cause POA

6th Y92.52 Service areas as the place of occurrence of the external cause

Y92.520 Airport as the place of occurrence of the external cause POA

Y92.521 Bus station as the place of occurrence of the external cause POA

Y92.522 Railway station as the place of occurrence of the external cause POA

Y92.523 Highway rest stop as the place of occurrence of the external cause POA

Y92.524 Gas station as the place of occurrence of the external cause POA

Petroleum station as the place of occurrence of the external cause

Service station as the place of occurrence of the external cause

6th Y92.53 Ambulatory health services establishments as the place of occurrence of the external cause

Y92.530 Ambulatory surgery center as the place of occurrence of the external cause

Outpatient surgery center, including that connected with a hospital as the place of occurrence of the external cause

Same day surgery center, including that connected with a hospital as the place of occurrence of the external cause

Y92.531 Health care provider office as the place of occurrence of the external cause POA

Physician office as the place of occurrence of the external cause

Y92.532 Urgent care center as the place of occurrence of the external cause POA

Y92.538 Other ambulatory health services establishments as the place of occurrence of the external cause

AHA: Q1 2019

Y92.59 Other trade areas as the place of occurrence of the external cause POA

Office building as the place of occurrence of the external cause

Casino as the place of occurrence of the external cause

Garage (commercial) as the place of occurrence of the external cause

Hotel as the place of occurrence of the external cause

Radio or television station as the place of occurrence of the external cause

Shopping mall as the place of occurrence of the external cause

Warehouse as the place of occurrence of the external cause

5th Y92.6 Industrial and construction area as the place of occurrence of the external cause

Y92.61 Building [any] under construction as the place of occurrence of the external cause POA

Y92.62 Dock or shipyard as the place of occurrence of the external cause POA

Dockyard as the place of occurrence of the external cause

Dry dock as the place of occurrence of the external cause

Shipyard as the place of occurrence of the external cause

Y92.63 Factory as the place of occurrence of the external cause POA

Factory building as the place of occurrence of the external cause

Factory premises as the place of occurrence of the external cause

Industrial yard as the place of occurrence of the external cause

Y92.64 Mine or pit as the place of occurrence of the external cause POA

Mine as the place of occurrence of the external cause

Y92.65 Oil rig as the place of occurrence of the external cause POA

Pit (coal) (gravel) (sand) as the place of occurrence of the external cause

Y92.69 Other specified industrial and construction area as the place of occurrence of the external cause POA

Gasworks as the place of occurrence of the external cause

Power-station (coal) (nuclear) (oil) as the place of occurrence of the external cause

Tunnel under construction as the place of occurrence of the external cause

Workshop as the place of occurrence of the external cause

5th Y92.7 Farm as the place of occurrence of the external cause

Ranch as the place of occurrence of the external cause

EXCLUDES1 *farmhouse and home premises of farm (Y92.01-)*

Y92.71 Barn as the place of occurrence of the external cause POA

Y92.72 Chicken coop as the place of occurrence of the external cause POA

Hen house as the place of occurrence of the external cause

Y92.73 Farm field as the place of occurrence of the external cause POA

Y92.74 Orchard as the place of occurrence of the external cause POA

Y92.79 Other farm location as the place of occurrence of the external cause POA

5th Y92.8 Other places as the place of occurrence of the external cause

6th Y92.81 Transport vehicle as the place of occurrence of the external cause

EXCLUDES1 *transport accidents (V00-V99)*

Y92.810 Car as the place of occurrence of the external cause POA

Y92.811 Bus as the place of occurrence of the external cause POA

Y92.812 Truck as the place of occurrence of the external cause POA

Y92.813 Airplane as the place of occurrence of the external cause POA

Y92.814 Boat as the place of occurrence of the external cause POA

Y92.815 Train as the place of occurrence of the external cause POA

Y92.816 Subway car as the place of occurrence of the external cause POA

Y92.818 Other transport vehicle as the place of occurrence of the external cause POA

6th Y92.82 Wilderness area

Y92.820 Desert as the place of occurrence of the external cause POA

Y92.821 Forest as the place of occurrence of the external cause POA

Y92.828 Other wilderness area as the place of occurrence of the external cause POA

Swamp as the place of occurrence of the external cause

Mountain as the place of occurrence of the external cause

Marsh as the place of occurrence of the external cause

Prairie as the place of occurrence of the external cause

6th Y92.83 Recreation area as the place of occurrence of the external cause

- Y92.830 Public park as the place of occurrence of the external cause POA
- Y92.831 Amusement park as the place of occurrence of the external cause POA
- Y92.832 Beach as the place of occurrence of the external cause POA
  - Seashore as the place of occurrence of the external cause
- Y92.833 Campsite as the place of occurrence of the external cause POA
- Y92.834 Zoological garden (Zoo) as the place of occurrence of the external cause POA
- Y92.838 Other recreation area as the place of occurrence of the external cause POA

Y92.84 Military training ground as the place of occurrence of the external cause POA

Y92.85 Railroad track as the place of occurrence of the external cause POA

Y92.86 Slaughter house as the place of occurrence of the external cause POA

Y92.89 Other specified places as the place of occurrence of the external cause POA

- Derelict house as the place of occurrence of the external cause

Y92.9 Unspecified place or not applicable POA

See Official Guidelines, "Place of Occurrence Guidelines" I.C.20.b

Y93 Activity codes

See Official Guidelines, "Activity Code" I.C.20.c

NOTES Category Y93 is provided for use to indicate the activity of the person seeking healthcare for an injury or health condition, such as a heart attack while shoveling snow, which resulted from, or was contributed to, by the activity. These codes are appropriate for use for both acute injuries, such as those from chapter 19, and conditions that are due to the long-term, cumulative effects of an activity, such as those from chapter 13. They are also appropriate for use with external cause codes for cause and intent if identifying the activity provides additional information on the event. These codes should be used in conjunction with codes for external cause status (Y99) and place of occurrence (Y92).

This section contains the following broad activity categories:

Y93.0 Activities involving walking and running
Y93.1 Activities involving water and water craft
Y93.2 Activities involving ice and snow
Y93.3 Activities involving climbing, rappelling, and jumping off
Y93.4 Activities involving dancing and other rhythmic movement
Y93.5 Activities involving other sports and athletics played individually
Y93.6 Activities involving other sports and athletics played as a team or group
Y93.7 Activities involving other specified sports and athletics
Y93.A Activities involving other cardiorespiratory exercise
Y93.B Activities involving other muscle strengthening exercises
Y93.C Activities involving computer technology and electronic devices
Y93.D Activities involving arts and handcrafts
Y93.E Activities involving personal hygiene and interior property and clothing maintenance
Y93.F Activities involving caregiving
Y93.G Activities involving food preparation, cooking and grilling
Y93.H Activities involving exterior property and land maintenance, building and construction
Y93.I Activities involving roller coasters and other types of external motion
Y93.J Activities involving playing musical instrument
Y93.K Activities involving animal care
*Y93.L Other outdoor activity
Y93.8 Activities, other specified
Y93.9 Activity, unspecified

5th Y93.0 Activities involving walking and running

EXCLUDES1 *activity, walking an animal (Y93.K1)*

activity, walking or running on a treadmill (Y93.A1)

Y93.01 **Activity, walking, marching and hiking**

Activity, walking, marching and hiking on level or elevated terrain

EXCLUDES1 *activity, mountain climbing (Y93.31)*

Y93.02 **Activity, running**

5th Y93.1 **Activities involving water and water craft**

EXCLUDES1 *activities involving ice (Y93.2-)*

Y93.11 **Activity, swimming**

Y93.12 **Activity, springboard and platform diving** POA

Y93.13 **Activity, water polo** POA

Y93.14 **Activity, water aerobics and water exercise** POA

Y93.15 **Activity, underwater diving and snorkeling** POA

Activity, SCUBA diving

Y93.16 **Activity, rowing, canoeing, kayaking, rafting and tubing** POA

Activity, canoeing, kayaking, rafting and tubing in calm and turbulent water

Y93.17 **Activity, water skiing and wake boarding** POA

Y93.18 **Activity, surfing, windsurfing and boogie boarding** POA

Activity, water sliding

Y93.19 **Activity, other involving water and watercraft** POA

Activity involving water NOS

Activity, parasailing

Activity, water survival training and testing

5th Y93.2 **Activities involving ice and snow**

EXCLUDES1 *activity, shoveling ice and snow (Y93.H1)*

Y93.21 **Activity, ice skating** POA

Activity, figure skating (singles) (pairs)

Activity, ice dancing

EXCLUDES1 *activity, ice hockey (Y93.22)*

Y93.22 **Activity, ice hockey** POA

Y93.23 **Activity, snow (alpine) (downhill) skiing, snow boarding, sledding, tobogganing and snow tubing** POA

EXCLUDES1 *activity, cross country skiing (Y93.24)*

Y93.24 **Activity, cross country skiing** POA

Activity, nordic skiing

Y93.29 **Activity, other involving ice and snow** POA

Activity involving ice and snow NOS

5th Y93.3 **Activities involving climbing, rappelling and jumping off**

EXCLUDES1 *activity, hiking on level or elevated terrain (Y93.01)*

activity, jumping rope (Y93.56)

activity, trampoline jumping (Y93.44)

Y93.31 **Activity, mountain climbing, rock climbing and wall climbing** POA

Y93.32 **Activity, rappelling** POA

Y93.33 **Activity, BASE jumping** POA

Activity, Building, Antenna, Span, Earth jumping

Y93.34 **Activity, bungee jumping** POA

Y93.35 **Activity, hang gliding** POA

Y93.39 **Activity, other involving climbing, rappelling and jumping off** POA

5th Y93.4 **Activities involving dancing and other rhythmic movement**

EXCLUDES1 *activity, martial arts (Y93.75)*

Y93.41 **Activity, dancing** POA

Y93.42 **Activity, yoga** POA

Y93.43 **Activity, gymnastics** POA

Activity, rhythmic gymnastics

EXCLUDES1 *activity, trampolining (Y93.44)*

Y93.44 **Activity, trampolining** POA

Y93.45 **Activity, cheerleading** POA

Y93.49 **Activity, other involving dancing and other rhythmic movements** POA

5th Y93.5 **Activities involving other sports and athletics played individually**

EXCLUDES1 *activity, dancing (Y93.41)*

activity, gymnastic (Y93.43)

activity, trampolining (Y93.44)

activity, yoga (Y93.42)

Y93.51 **Activity, roller skating (inline) and skateboarding** POA

Y93.52 **Activity, horseback riding** POA

Y93.53 **Activity, golf** POA

Y93.54 **Activity, bowling** POA

Y93.55 **Activity, bike riding** POA

Y93.56 **Activity, jumping rope** POA

Y93.57 **Activity, non-running track and field events** POA

EXCLUDES1 *activity, running (any form) (Y93.02)*

Y93.59 **Activity, other involving other sports and athletics played individually** POA

EXCLUDES1 *activities involving climbing, rappelling, and jumping (Y93.3-)*

activities involving ice and snow (Y93.2-)

activities involving walking and running (Y93.0-)

activities involving water and watercraft (Y93.1-)

5th Y93.6 **Activities involving other sports and athletics played as a team or group**

EXCLUDES1 *activity, ice hockey (Y93.22)*

activity, water polo (Y93.13)

Y93.61 **Activity, american tackle football** POA

Activity, football NOS

Y93.62 **Activity, american flag or touch football** POA

Y93.63 **Activity, rugby** POA

Y93.64 **Activity, baseball** POA

Activity, softball

Y93.65 **Activity, lacrosse and field hockey** POA

AHA: Q1 2015

Y93.66 **Activity, soccer** POA

Y93.67 **Activity, basketball** POA

AHA: Q4 2019

Y93.68 **Activity, volleyball (beach) (court)** POA

Y93.6A **Activity, physical games generally associated with school recess, summer camp and children** POA

Activity, capture the flag

Activity, dodge ball

Activity, four square

Activity, kickball

Y93.69 **Activity, other involving other sports and athletics played as a team or group** POA

Activity, cricket

5th Y93.7 **Activities involving other specified sports and athletics**

Y93.71 **Activity, boxing** POA

Y93.72 **Activity, wrestling** POA

Y93.73 **Activity, racquet and hand sports** POA

Activity, handball

Activity, racquetball

Activity, squash

Activity, tennis

Y93.74 **Activity, frisbee** POA

Activity, ultimate frisbee

Y93.75 **Activity, martial arts** POA

Activity, combatives

Y93.79 **Activity, other specified sports and athletics** POA

EXCLUDES1 *sports and athletics activities specified in categories Y93.0-Y93.6*

5th Y93.A **Activities involving other cardiorespiratory exercise**

Activities involving physical training

Y93.A1 **Activity, exercise machines primarily for cardiorespiratory conditioning** POA

Activity, elliptical and stepper machines

Activity, stationary bike

Activity, treadmill

Y93.A2 **Activity, calisthenics** POA

Activity, jumping jacks

Activity, warm up and cool down

Y93.A3 **Activity, aerobic and step exercise** POA

Y93.A4 **Activity, circuit training** POA

Y93.A5 **Activity, obstacle course** POA

Activity, challenge course

Activity, confidence course

Y93.A6 **Activity, grass drills** POA

Activity, guerilla drills

Y93.A9 **Activity, other involving cardiorespiratory exercise** POA

EXCLUDES1 *activities involving cardiorespiratory exercise specified in categories Y93.0-Y93.7*

5th Y93.B Activities involving other muscle strengthening exercises

Y93.B1 Activity, exercise machines primarily for muscle strengthening POA

Y93.B2 Activity, push-ups, pull-ups, sit-ups POA

Y93.B3 Activity, free weights POA

Activity, barbells

Activity, dumbbells

Y93.B4 Activity, pilates POA

Y93.B9 Activity, other involving muscle strengthening exercises POA

EXCLUDES1 *activities involving muscle strengthening specified in categories Y93.0-Y93.A*

5th Y93.C Activities involving computer technology and electronic devices

EXCLUDES1 *activity, electronic musical keyboard or instruments (Y93.J-)*

Y93.C1 Activity, computer keyboarding POA

Activity, electronic game playing using keyboard or other stationary device

Y93.C2 Activity, hand held interactive electronic device POA

Activity, cellular telephone and communication device

Activity, electronic game playing using interactive device

EXCLUDES1 *activity, electronic game playing using keyboard or other stationary device (Y93.C1)*

Y93.C9 Activity, other involving computer technology and electronic devices POA

5th Y93.D Activities involving arts and handcrafts

EXCLUDES1 *activities involving playing musical instrument (Y93.J-)*

Y93.D1 Activity, knitting and crocheting POA

Y93.D2 Activity, sewing POA

Y93.D3 Activity, furniture building and finishing POA

Activity, furniture repair

Y93.D9 Activity, other involving arts and handcrafts POA

5th Y93.E **Activities involving personal hygiene and interior property and clothing maintenance**

EXCLUDES1 *activities involving cooking and grilling (Y93.G-)*

activities involving exterior property and land maintenance, building and construction (Y93.H-)

activities involving caregiving (Y93.F-)

activity, dishwashing (Y93.G1)

activity, food preparation (Y93.G1)

activity, gardening (Y93.H2)

Y93.E1 **Activity, personal bathing and showering** POA

Y93.E2 **Activity, laundry** POA

Y93.E3 **Activity, vacuuming** POA

Y93.E4 **Activity, ironing** POA

Y93.E5 **Activity, floor mopping and cleaning** POA

Y93.E6 **Activity, residential relocation** POA

Activity, packing up and unpacking involved in moving to a new residence

Y93.E8 **Activity, other personal hygiene** POA

Y93.E9 **Activity, other interior property and clothing maintenance** POA

5th Y93.F **Activities involving caregiving**

Activity involving the provider of caregiving

Y93.F1 **Activity, caregiving, bathing** POA

Y93.F2 **Activity, caregiving, lifting** POA

AHA: Q4 2016

Y93.F9 **Activity, other caregiving** POA

5th Y93.G Activities involving food preparation, cooking and grilling

Y93.G1 Activity, food preparation and clean up POA

Activity, dishwashing

Y93.G2 Activity, grilling and smoking food POA

Y93.G3 Activity, cooking and baking POA

Activity, use of stove, oven and microwave oven

Y93.G9 Activity, other involving cooking and grilling POA

5th Y93.H Activities involving exterior property and land maintenance, building and construction

Y93.H1 Activity, digging, shoveling and raking POA

Activity, dirt digging

Activity, raking leaves

Activity, snow shoveling

Y93.H2 Activity, gardening and landscaping POA

Activity, pruning, trimming shrubs, weeding

Y93.H3 Activity, building and construction POA

Y93.H9 Activity, other involving exterior property and land maintenance, building and construction POA

5th Y93.I Activities involving roller coasters and other types of external motion

Y93.I1 Activity, roller coaster riding POA

Y93.I9 Activity, other involving external motion POA

5th Y93.J Activities involving playing musical instrument

Activity involving playing electric musical instrument

Y93.J1 Activity, piano playing POA

Activity, musical keyboard (electronic) playing

Y93.J2 Activity, drum and other percussion instrument playing POA

Y93.J3 Activity, string instrument playing POA

Y93.J4 Activity, winds and brass instrument playing POA

5th Y93.K Activities involving animal care

EXCLUDES1 *activity, horseback riding (Y93.52)*

Y93.K1 Activity, walking an animal POA

Y93.K2 Activity, milking an animal POA

Y93.K3 Activity, grooming and shearing an animal POA

Y93.K9 Activity, other involving animal care POA

● 5th Y93.L Other outdoor activity

● Y93.L1 Activity, splitting wood POA

● Y93.L9 Activity, other outdoor activity POA

5th Y93.8 Activities, other specified

Y93.81 Activity, refereeing a sports activity POA

Y93.82 Activity, spectator at an event POA

Y93.83 Activity, rough housing and horseplay POA

AHA: Q1 2015

Y93.84 Activity, sleeping POA

Y93.85 Activity, choking game POA

AHA: Q4 2016

Activity, blackout game

Activity, fainting game

Activity, pass out game

Y93.89 Activity, other specified POA

Y93.9 Activity, unspecified POA

See Official Guidelines, "Activity Code" I.C.20.c

Y95 Nosocomial condition

See Official Guidelines, "Activity Code" I.C.20.c

Y95 **Nosocomial condition**

4th Y99 **External cause status**

See Official Guidelines, "External Cause Status" I.C.20.k

NOTES A single code from category Y99 should be used in conjunction with the external cause code(s) assigned to a record to indicate the status of the person at the time the event occurred.

Y99.0 **Civilian activity done for income or pay** POA

Civilian activity done for financial or other compensation

EXCLUDES1 *military activity (Y99.1)*

volunteer activity (Y99.2)

Y99.1 **Military activity** POA

EXCLUDES1 *activity of off duty military personnel (Y99.8)*

Y99.2 **Volunteer activity** POA

EXCLUDES1 *activity of child or other family member assisting in compensated work of other family member (Y99.8)*

Y99.8 **Other external cause status** POA

Activity NEC

Activity of child or other family member assisting in compensated work of other family member

Hobby not done for income

Leisure activity

Off-duty activity of military personnel

Recreation or sport not for income or while a student

Student activity

EXCLUDES1 *civilian activity done for income or compensation (Y99.0)*

military activity (Y99.1)

Y99.9 **Unspecified external cause status** POA

Chapter 21: Factors Influencing Health Status and Contact with Health Services (Z00-Z99)

Chapter-Specific Coding Guidelines

I.C.21. Chapter 21: Factors influencing health status and contact with health services (Z00-Z99)

Note: The chapter specific guidelines provide additional information about the use of Z codes for specified encounters.

a. Use of Z Codes in Any Healthcare Setting

Z codes are for use in any healthcare setting. Z codes may be used as either a first-listed (principal diagnosis code in the inpatient setting) or secondary code, depending on the circumstances of the encounter.
Certain Z codes may only be used as first-listed or principal diagnosis.

b. Z Codes Indicate a Reason for an Encounter or Provide Additional Information about a Patient Encounter

Z codes are not procedure codes. A corresponding procedure code must accompany a Z code to describe any procedure performed.

c. Categories of Z Codes

1) Contact/Exposure

Category Z20 indicates contact with, and suspected exposure to, communicable diseases. These codes are for patients who are suspected to have been exposed to a disease by close personal contact with an infected individual or are in an area where a disease is epidemic.
Category Z77, Other contact with and (suspected) exposures hazardous to health, indicates contact with and suspected exposures hazardous to health.
Contact/exposure codes may be used as a first-listed code to explain an encounter for testing, or, more commonly, as a secondary code to identify a potential risk.

2) Inoculations and vaccinations

Code Z23 is for encounters for inoculations and vaccinations. It indicates that a patient is being seen to receive a prophylactic inoculation against a disease. Procedure codes are required to identify the actual administration of the injection and the type(s) of immunizations given. Code Z23 may be used as a secondary code if the inoculation is given as a routine part of preventive health care, such as a well-baby visit.

3) Status

Status codes indicate that a patient is either a carrier of a disease or has the sequelae or residual of a past disease or condition. This includes such things as the presence of prosthetic or mechanical devices resulting from past treatment. A status code is informative, because the status may affect the course of treatment and its outcome. A status code is distinct from a history code. The history code indicates that the patient no longer has the condition.

A status code should not be used with a diagnosis code from one of the body system chapters, if the diagnosis code includes the information provided by the status code. For example, code Z94.1, Heart transplant status, should not be used with a code from subcategory T86.2, Complications of heart transplant. The status code does not provide additional information. The complication code indicates that the patient is a heart transplant patient.

For encounters for weaning from a mechanical ventilator, assign a code from subcategory J96.1, Chronic respiratory failure, followed by code Z99.11, Dependence on respirator [ventilator] status.

The status Z codes/categories are:

Z14 Genetic carrier

Genetic carrier status indicates that a person carries a gene, associated with a particular disease, which may be passed to offspring who may develop that disease. The person does not have the disease and is not at risk of developing the disease.

Z15 Genetic susceptibility to disease

Genetic susceptibility indicates that a person has a gene that increases the risk of that person developing the disease.

Codes from category Z15 should **generally** not be used as principal or first-listed codes. If the patient has the condition to which he/she is susceptible, and that condition is the reason for the encounter, the code for the current condition should be sequenced first. If the patient is being seen for follow-up after completed treatment for this condition, and the condition no longer exists, a follow-up code should be sequenced first, followed by the appropriate personal history and genetic susceptibility codes. If the purpose of the encounter is genetic counseling associated with procreative management, code Z31.5, Encounter for genetic counseling, should be assigned as the first-listed code, followed by a code from category Z15. Additional codes should be assigned for any applicable family or personal history.

Z16 Resistance to antimicrobial drugs

This **category** indicates that a patient has a condition that is resistant to antimicrobial drug treatment. Sequence the infection code first.

Z17 Estrogen, and other hormones and factors receptor status

Z18 Retained foreign body fragments

Z19 Hormone sensitivity malignancy status

Z21 Asymptomatic HIV infection status

This code indicates that a patient has tested positive for HIV but has manifested no signs or symptoms of the disease.

Z22 Carrier of infectious disease

Carrier status indicates that a person harbors the specific organisms of a disease without manifest symptoms and is capable of transmitting the infection.

Z28.3 Underimmunization status

See Section I.B.14. for underimmunization documentation by clinicians other than the patient's provider.

Z33.1 Pregnant state, incidental

This code is a secondary code only for use when the pregnancy is in no way complicating the reason for visit. Otherwise, a code from the obstetric chapter is required.

Z66 Do not resuscitate

This code may be used when it is documented by the provider that a patient is on do not resuscitate status at any time during the stay.

Z67 Blood type

Z68 Body mass index (BMI)

BMI codes should only be assigned when there is an associated, reportable diagnosis (such as obesity **or anorexia) documented by the patient's provider**.

Do not assign BMI codes during pregnancy. **When the documentation reflects fluctuating BMI values during the current encounter for an associated reportable condition, assign a code for the most severe value.**

See Section I.B.14. for BMI documentation by clinicians other than the patient's provider.

Z74.01 Bed confinement status

Z76.82 Awaiting organ transplant status

Z78 Other specified health status

Z78 Other specified health status
Code Z78.1, Physical restraint status, may be used when it is documented by the provider that a patient has been put in restraints during the current encounter. Please note that this code should not be reported when it is documented by the provider that a patient is temporarily restrained during a procedure.

Z79 Long-term (current) drug therapy
Codes from this category indicate a patient's continuous use of a prescribed drug (including such things as aspirin therapy) for the long-term treatment of a condition or for prophylactic use. It is not for use for patients who have addictions to drugs. This subcategory is not for use of medications for detoxification or maintenance programs to prevent withdrawal symptoms (e.g., methadone maintenance for opiate dependence). Assign the appropriate code for the drug use, abuse, or dependence instead.
Assign a code from Z79 if the patient is receiving a medication for an extended period as a prophylactic measure (such as for the prevention of deep vein thrombosis) or as treatment of a chronic condition (such as arthritis) or a disease requiring a lengthy course of treatment (such as cancer). Do not assign a code from category Z79 for medication being administered for a brief period of time to treat an acute illness or injury (such as a course of antibiotics to treat acute bronchitis).

Z88 Allergy status to drugs, medicaments and biological substances
Except: Z88.9, Allergy status to unspecified drugs, medicaments and biological substances status.

Z89 Acquired absence of limb

Z90 Acquired absence of organs, not elsewhere classified

Z91.0- Allergy status, other than to drugs and biological substances

Z92.82 Status post administration of tPA (rtPA) in a different facility within the last 24 hours prior to admission to a current facility.
Assign code Z92.82, Status post administration of tPA (rtPA) in a different facility within the last 24 hours prior to admission to current facility, as a secondary diagnosis when a patient is received by transfer into a facility and documentation indicates they were administered tissue plasminogen activator (tPA) within the last 24 hours prior to admission to the current facility.
This guideline applies even if the patient is still receiving the tPA at the time they are received into the current facility.
The appropriate code for the condition for which the tPA was administered (such as cerebrovascular disease or myocardial infarction) should be assigned first.
Code Z92.82 is only applicable to the receiving facility record and not to the transferring facility record.

Z93 Artificial opening status

Z94 Transplanted organ and tissue status

Z95 Presence of cardiac and vascular implants and grafts

Z96 Presence of other functional implants

Z97 Presence of other devices

Z98 Other postprocedural states
Assign code Z98.85, Transplanted organ removal status, to indicate that a transplanted organ has been previously removed. This code should not be assigned for the encounter in which the transplanted organ is removed. The complication necessitating removal of the transplant organ should be assigned for that encounter.
See section I.C.19. for information on the coding of organ transplant complications.

Z99 Dependence on enabling machines and devices, not elsewhere classified
Note: Categories Z89-Z90 and Z93-Z99 are for use only if there are no complications or malfunctions of the organ or tissue replaced, the amputation site or the equipment on which the patient is dependent.

4) History (of)

There are two types of history Z codes, personal and family. Personal history codes explain a patient's past medical condition that no longer exists and is not receiving any treatment, but that has the potential for recurrence, and therefore may require continued monitoring.

Family history codes are for use when a patient has a family member(s) who has had a particular disease that causes the patient to be at higher risk of also contracting the disease.

Personal history codes may be used in conjunction with follow-up codes and family history codes may be used in conjunction with screening codes to explain the need for a test or procedure. History codes are also acceptable on any medical record regardless of the reason for visit. A history of an illness, even if no longer present, is important information that may alter the type of treatment ordered.

The reason for the encounter (for example, screening or counseling) should be sequenced first and the appropriate personal and/or family history code(s) should be assigned as additional diagnos(es).

The history Z code categories are:

Z80 Family history of primary malignant neoplasm
Z81 Family history of mental and behavioral disorders
Z82 Family history of certain disabilities and chronic diseases (leading to disablement)
Z83 Family history of other specific disorders
Z84 Family history of other conditions
Z85 Personal history of malignant neoplasm
Z86 Personal history of certain other diseases
Z87 Personal history of other diseases and conditions
Z91.4- Personal history of psychological trauma, not elsewhere classified
Z91.5- Personal history of self-harm
Z91.81 History of falling
Z91.82 Personal history of military deployment
Z91.85 Personal history of military service
Z92 Personal history of medical treatment
Except: Z92.0, Personal history of contraception
Except: Z92.82, Status post administration of tPA (rtPA) in a different facility within the last 24 hours prior to admission to a current facility

5) Screening

Screening is the testing for disease or disease precursors in seemingly well individuals so that early detection and treatment can be provided for those who test positive for the disease (e.g., screening mammogram).

The testing of a person to rule out or confirm a suspected diagnosis because the patient has some sign or symptom is a diagnostic examination, not a screening. In these cases, the sign or symptom is used to explain the reason for the test.

A screening code may be a first-listed code if the reason for the visit is specifically the screening exam. It may also be used as an additional code if the screening is done during an office visit for other health problems. A screening code is not necessary if the screening is inherent to a routine examination, such as a pap smear done during a routine pelvic examination.

Should a condition be discovered during the screening then the code for the condition may be assigned as an additional diagnosis.

The Z code indicates that a screening exam is planned. A procedure code is required to confirm that the screening was performed.

The screening Z codes/categories:

Z11 Encounter for screening for infectious and parasitic diseases

Z12 Encounter for screening for malignant neoplasms

Z13 Encounter for screening for other diseases and disorders
Except: Z13.9, Encounter for screening, unspecified

Z36 Encounter for antenatal screening for mother

6) Observation

There are three observation Z code categories. They are for use in very limited circumstances when a person is being observed for a suspected condition that is ruled out. The observation codes are not for use if an injury or illness or any signs or symptoms related to the suspected condition are present. In such cases the diagnosis/symptom code is used with the corresponding external cause code.

The observation codes are primarily to be used as a principal/first-listed diagnosis. An observation code may be assigned as a secondary diagnosis code when the patient is being observed for a condition that is ruled out and is unrelated to the principal/first-listed diagnosis. Also, when the principal diagnosis is required to be a code from category Z38, Liveborn infants according to place of birth and type of delivery, then a code from category Z05, Encounter for observation and evaluation of newborn for suspected diseases and conditions ruled out, is sequenced after the Z38 code. Additional codes may be used in addition to the observation code, but only if they are unrelated to the suspected condition being observed.

Codes from subcategory Z03.7, Encounter for suspected maternal and fetal conditions ruled out, may either be used as a first-listed or as an additional code assignment depending on the case. They are for use in very limited circumstances on a maternal record when an encounter is for a suspected maternal or fetal condition that is ruled out during that encounter (for example, a maternal or fetal condition may be suspected due to an abnormal test result). These codes should not be used when the condition is confirmed. In those cases, the confirmed condition should be coded. In addition, these codes are not for use if an illness or any signs or symptoms related to the suspected condition or problem are present. In such cases the diagnosis/symptom code is used.

Additional codes may be used in addition to the code from subcategory Z03.7, but only if they are unrelated to the suspected condition being evaluated.

Codes from subcategory Z03.7 may not be used for encounters for antenatal screening of mother. *See Section I.C.21. Screening.*

For encounters for suspected fetal condition that are inconclusive following testing and evaluation, assign the appropriate code from category O35, O36, O40 or O41.

The observation Z code categories:

Z03 Encounter for medical observation for suspected diseases and conditions ruled out

Z04 Encounter for examination and observation for other reasons
Except: Z04.9, Encounter for examination and observation for unspecified reason

Z05 Encounter for observation and evaluation of newborn for suspected diseases and conditions ruled out

7) Aftercare

Aftercare visit codes cover situations when the initial treatment of a disease has been performed and the patient requires continued care during the healing or recovery phase, or for the long-term consequences of the disease. The aftercare Z code should not be used if treatment is directed at a current, acute disease. The diagnosis code is to be used in these cases.

The aftercare Z codes should also not be used for aftercare for injuries. For aftercare of an injury, assign the acute injury code with the appropriate 7th character (for subsequent encounter).

The aftercare codes are generally first-listed to explain the specific reason for the encounter. An aftercare code may be **reported** as an additional code when **a specific** type of aftercare is provided in addition to the reason for **the encounter** and no diagnosis code is applicable. An example of this would be the closure of a colostomy during an encounter for treatment of another condition.

Aftercare codes should be used in conjunction with other aftercare codes or diagnosis codes to provide better detail on the specifics of an aftercare encounter visit, unless otherwise directed by the classification. The sequencing of multiple aftercare codes depends on the circumstances of the encounter.

Certain aftercare Z code categories need a secondary diagnosis code to describe the resolving condition or sequelae. For others, the condition is included in the code title.

Additional Z code aftercare category terms include fitting and adjustment, and attention to artificial openings.

Status Z codes may be used with aftercare Z codes to indicate the nature of the aftercare. For example, code Z95.1, Presence of aortocoronary bypass graft, may be used with code Z48.812, Encounter for surgical aftercare following surgery on the circulatory system, to indicate the surgery for which the aftercare is being performed. A status code should not be used when the aftercare code indicates the type of status, such as using Z43.0, Encounter for attention to tracheostomy, with Z93.0, Tracheostomy status.

The aftercare **codes are generally found in the following categories**:

Z42 Encounter for plastic and reconstructive surgery following medical procedure or healed injury
Z43 Encounter for attention to artificial openings
Z44 Encounter for fitting and adjustment of external prosthetic device
Z45 Encounter for adjustment and management of implanted device
Z46 Encounter for fitting and adjustment of other devices
Z47 Orthopedic aftercare
Z48 Encounter for other postprocedural aftercare
Z49 Encounter for care involving renal dialysis
Z51 Encounter for other aftercare and medical care

8) Follow-up

The follow-up codes are used to explain continuing surveillance following completed treatment of a disease, condition, or injury. They imply that the condition has been fully treated and no longer exists. They should not be confused with aftercare codes, or injury codes with a 7th character for subsequent encounter, that explain ongoing care of a healing condition or its sequelae. Follow-up codes may be used in conjunction with history codes to provide the full picture of the healed condition and its treatment. The follow-up code is sequenced first, followed by the history code.

A follow-up code may be used to explain multiple visits. Should a condition be found to have recurred on the follow-up visit, then the diagnosis code for the condition should be assigned in place of the follow-up code.

The follow-up Z codes/categories:

Z08 Encounter for follow-up examination after completed treatment for malignant neoplasm
Z09 Encounter for follow-up examination after completed treatment for conditions other than malignant neoplasm

Codes Z08, Encounter for follow-up examination after completed treatment for malignant neoplasm, and Z09, Encounter for follow up examination after completed treatment for conditions other than malignant neoplasm, may be assigned following any type of completed treatment modality (including both medical and surgical treatments).

Z39 Encounter for maternal postpartum care and examination

9) Donor

Codes in category Z52, Donors of organs and tissues, are used for living individuals who are donating blood or other body tissue. These codes are for individuals donating for others, as well as for self-donations. They are not used to identify cadaveric donations.

10) Counseling

Counseling Z codes are used when a patient or family member receives assistance in the aftermath of an illness or injury, or when support is required in coping with family or social problems.

The counseling Z codes/categories:

Z30.0- Encounter for general counseling and advice on contraception
Z31.5 Encounter for procreative genetic counseling
Z31.6- Encounter for general counseling and advice on procreation
Z32.2 Encounter for childbirth instruction
Z32.3 Encounter for childcare instruction
Z69 Encounter for mental health services for victim and perpetrator of abuse
Z70 Counseling related to sexual attitude, behavior and orientation
Z71 Persons encountering health services for other counseling and medical advice, not elsewhere classified

Note: Code Z71.84, Encounter for health counseling related to travel, is to be used for health risk and safety counseling for future travel purposes.

Code Z71.85, Encounter for immunization safety counseling, is to be used for counseling of the patient or caregiver regarding the safety of a vaccine. This code should not be used for the provision of general information regarding risks and potential side effects during routine encounters for the administration of vaccines.

Code Z71.87, Encounter for pediatric-to-adult transition counseling, should be assigned when pediatric-to-adult transition counseling is the sole reason for the encounter or when this counseling is provided in addition to other services, such as treatment of a chronic condition. If both transition counseling and treatment of a medical condition are provided during the same encounter, the code(s) for the medical condition(s) treated and code Z71.87 should be assigned, with sequencing depending on the circumstances of the encounter.

Z76.81 Expectant mother prebirth pediatrician visit

11) Encounters for Obstetrical and Reproductive Services

See Section I.C.15. Pregnancy, Childbirth, and the Puerperium, for further instruction on the use of these codes.

Z codes for pregnancy are for use in those circumstances when none of the problems or complications included in the codes from the Obstetrics chapter exist (a routine prenatal visit or postpartum care). Codes in category Z34, Encounter for supervision of normal pregnancy, are always first listed and are not to be used with any other code from the OB chapter.

Codes in category Z3A, Weeks of gestation, may be assigned to provide additional information about the pregnancy. Category Z3A codes should not be assigned for pregnancies with abortive outcomes (categories O00-O08), elective termination of pregnancy (code Z33.2), nor for postpartum conditions, as category Z3A is not applicable to these conditions. The date of the admission should be used to determine weeks of gestation for inpatient admissions that encompass more than one gestational week.

The outcome of delivery, category Z37, should be included on all maternal delivery records. It is always a secondary code.

Codes in category Z37 should not be used on the newborn record.

Z codes for family planning (contraceptive) or procreative management and counseling should be included on an obstetric record either during the pregnancy or the postpartum stage, if applicable.

Z codes/categories for obstetrical and reproductive services:

Z30	Encounter for contraceptive management
Z31	Encounter for procreative management
Z32.2	Encounter for childbirth instruction
Z32.3	Encounter for childcare instruction
Z33	Pregnant state
Z34	Encounter for supervision of normal pregnancy
Z36	Encounter for antenatal screening of mother
Z3A	Weeks of gestation
Z37	Outcome of delivery
Z39	Encounter for maternal postpartum care and examination
Z76.81	Expectant mother prebirth pediatrician visit

12) Routine and Administrative Examinations

The Z codes allow for the description of encounters for routine examinations, such as, a general check-up, or, examinations for administrative purposes, such as, a pre-employment physical. The codes are not to be used if the examination is for diagnosis of a suspected condition or for treatment purposes. In such cases the diagnosis code is used. During a routine exam, should a diagnosis or condition be discovered, it should be coded as an additional code. Pre-existing and chronic conditions and history codes may also be included as additional codes as long as the examination is for administrative purposes and not focused on any particular condition.

Some of the codes for routine health examinations distinguish between "with" and "without" abnormal findings. Code assignment depends on the information that is known at the time the encounter is being coded. For example, if no abnormal findings were found during the examination, but the encounter is being coded before test results are back, it is acceptable to assign the code for "without abnormal findings." When assigning a code for "with abnormal findings," additional code(s) should be assigned to identify the specific abnormal finding(s).

Pre-operative examination and pre-procedural laboratory examination Z codes are for use only in those situations when a patient is being cleared for a procedure or surgery and no treatment is given.

The Z codes/categories for routine and administrative examinations:

Z00	Encounter for general examination without complaint, suspected or reported diagnosis
Z01	Encounter for other special examination without complaint, suspected or reported diagnosis
Z02	Encounter for administrative examination Except: Z02.9, Encounter for administrative examinations, unspecified
Z32.0-	Encounter for pregnancy test

13) Miscellaneous Z Codes

The miscellaneous Z codes capture a number of other health care encounters that do not fall into one of the other categories. Some of these codes identify the reason for the encounter; others are for use as additional codes that provide useful information on circumstances that may affect a patient's care and treatment.

Prophylactic Organ Removal

For encounters specifically for prophylactic removal of an organ (such as prophylactic removal of breasts due to a genetic susceptibility to cancer or a family history of cancer), the principal or first-listed code should be a code from subcategory Z40.0, Encounter for prophylactic surgery **for risk factors related to malignant neoplasms, or subcategory Z40.8, Encounter for other prophylactic surgery. If applicable, assign additional code(s) to identify any associated risk factor (such as genetic susceptibility or family history).**

If the patient has a malignancy of one site and is having prophylactic removal at another site to prevent either a new primary malignancy or metastatic disease, a code for the malignancy should also be assigned in addition to a code from subcategory Z40.0, Encounter for prophylactic surgery for risk factors related to malignant neoplasms. A Z40.0 code should not be assigned if the patient is having organ removal for treatment of a malignancy, such as the removal of the testes for the treatment of prostate cancer.

Miscellaneous Z codes**/subcategories/categories:**

Z28 Immunization not carried out
Except: Z28.3-, Underimmunization status
Z29 Encounter for other prophylactic measures
Z40 Encounter for prophylactic surgery
Z41 Encounter for procedures for purposes other than remedying health state
Except: Z41.9, Encounter for procedure for purposes other than remedying health state, unspecified
Z53 Persons encountering health services for specific procedures and treatment, not carried out
Z72 Problems related to lifestyle
Note: These codes should be assigned only when the documentation specifies that the patient has an associated problem
Z73 Problems related to life management difficulty
Note: These codes should be assigned only when the documentation specifies that the patient has an associated problem.
Z74 Problems related to care provider dependency
Except: Z74.01, Bed confinement status
Z75 Problems related to medical facilities and other health care
Z76.0 Encounter for issue of repeat prescription
Z76.3 Healthy person accompanying sick person
Z76.4 Other boarder to healthcare facility
Z76.5 Malingerer [conscious simulation]
Z91.1- Patient's noncompliance with medical treatment and regimen
Z91.A- Caregiver's noncompliance with patient's medical treatment and regimen
Z91.B Personal risk factor of exposure to diethylstilbestrol
Z91.83 Wandering in diseases classified elsewhere
Z91.84- Oral health risk factors
Z91.89 Other specified personal risk factors, not elsewhere classified

See Section I.B.14 for Z55-Z65 Persons with potential health hazards related to socioeconomic and psychosocial circumstances, documentation by clinicians other than the patient's provider.

14) Nonspecific Z Codes

Certain Z codes are so non-specific, or potentially redundant with other codes in the classification, that there can be little justification for their use in the inpatient setting. Their use in the outpatient setting should be limited to those instances when there is no further documentation to permit more precise coding. Otherwise, any sign or symptom or any other reason for visit that is captured in another code should be used.

Nonspecific Z codes/categories:

Z02.9 Encounter for administrative examinations, unspecified
Z04.9 Encounter for examination and observation for unspecified reason
Z13.9 Encounter for screening, unspecified
Z41.9 Encounter for procedure for purposes other than remedying health state, unspecified
Z52.9 Donor of unspecified organ or tissue
Z86.59 Personal history of other mental and behavioral disorders
Z88.9 Allergy status to unspecified drugs, medicaments and biological substances status
Z92.0 Personal history of contraception

15) Z Codes That May Only be Principal/First-Listed Diagnosis

The following Z codes/**subcategories/categories** may only be reported as the principal/first-listed diagnosis, except when there are multiple encounters on the same day and the medical records for the encounters are combined:

Z00 Encounter for general examination without complaint, suspected or reported diagnosis
Except: Z00.6
Z01 Encounter for other special examination without complaint, suspected or reported diagnosis
Z02 Encounter for administrative examination
Z04 Encounter for examination and observation for other reasons
Z33.2 Encounter for elective termination of pregnancy
Z31.81 Encounter for male factor infertility in female patient
Z31.83 Encounter for assisted reproductive fertility procedure cycle
Z31.84 Encounter for fertility preservation procedure
Z34 Encounter for supervision of normal pregnancy
Z39 Encounter for maternal postpartum care and examination
Z38 Liveborn infants according to place of birth and type of delivery
Z40 Encounter for prophylactic surgery
Z42 Encounter for plastic and reconstructive surgery following medical procedure or healed injury
Z51.0 Encounter for antineoplastic radiation therapy
Z51.1- Encounter for antineoplastic chemotherapy and immunotherapy
Z52 Donors of organs and tissues
Except: Z52.9, Donor of unspecified organ or tissue
Z76.1 Encounter for health supervision and care of foundling
Z76.2 Encounter for health supervision and care of other healthy infant and child
Z99.12 Encounter for respirator [ventilator] dependence during power failure

16) ***Newborns and Infants***

See Section I.C.16. Newborn (Perinatal) Guidelines, for further instruction on the use of these codes.

Newborn Z codes/**subcategories/categories:**

Z76.1 Encounter for health supervision and care of foundling

Z00.1- Encounter for routine child health examination

Z38 Liveborn infants according to place of birth and type of delivery

17) **Social Determinants of Health**

Social determinants of health (SDOH) codes describing social problems, conditions, or risk factors that influence a patient's health should be assigned when this information is documented in the patient's medical record. Assign as many SDOH codes as are necessary to describe all of the social problems, conditions, or risk factors documented during the current episode of care. For example, a patient who lives alone may suffer an acute injury temporarily impacting their ability to perform routine activities of daily living. When documented as such, this would support assignment of code Z60.2, Problems related to living alone.

However, merely living alone, without documentation of a risk or unmet need for assistance at home, would not support assignment of code Z60.2. Documentation by a clinician (or patient-reported information that is signed off by a clinician) that the patient expressed concerns with access and availability of food would support assignment of code Z59.41, Food insecurity. Similarly, medical record documentation indicating the patient is **experiencing homelessness** would support assignment of a code from subcategory Z59.0-, Homelessness.

For social determinants of health classified to chapter 21, such as information found in categories Z55-Z65, Persons with potential health hazards related to socioeconomic and psychosocial circumstances, code assignment may be based on medical record documentation from clinicians involved in the care of the patient who are not the patient's provider since this information represents social information, rather than medical diagnoses. For example, coding professionals may utilize documentation of social information from social workers, community health workers, case managers, or nurses, if their documentation is included in the official medical record.

Patient self-reported documentation may be used to assign codes for social determinants of health, as long as the patient self-reported information is signed-off by and incorporated into the medical record by either a clinician or provider.

Social determinants of health codes are located primarily in these Z code categories:

Z55 Problems related to education and literacy
Z56 Problems related to employment and unemployment
Z57 Occupational exposure to risk factors
Z58 Problems related to physical environment
Z59 Problems related to housing and economic circumstances Z60 Problems related to social environment
Z62 Problems related to upbringing
Z63 Other problems related to primary support group, including family circumstances
Z64 Problems related to certain psychosocial circumstances
Z65 Problems related to other psychosocial circumstances

See Section I.B.14. Documentation by Clinicians Other than the Patient's Provider.

See Section I.B.14. Documentation by Clinicians Other than the Patient's Provider.

Factors influencing health status and contact with health services (Z00-Z99)

See Official Guidelines "Factors Influencing Health Status and Contact With Health Services" I.C.21, "Encounters for circumstances other than a disease or injury" IV.E

NOTES Z codes represent reasons for encounters. A corresponding procedure code must accompany a Z code if a procedure is performed. Categories Z00-Z99 are provided for occasions when circumstances other than a disease, injury or external cause classifiable to categories A00-Y89 are recorded as 'diagnoses' or 'problems'. This can arise in two main ways:

(a) When a person who may or may not be sick encounters the health services for some specific purpose, such as to receive limited care or service for a current condition, to donate an organ or tissue, to receive prophylactic vaccination (immunization), or to discuss a problem which is in itself not a disease or injury.

(b) When some circumstance or problem is present which influences the person's health status but is not in itself a current illness or injury.

This chapter contains the following blocks:

Z00-Z13	Persons encountering health services for examinations
Z14-Z15	Genetic carrier and genetic susceptibility to disease
Z16	Resistance to antimicrobial drugs
Z17	Estrogen, and other hormones and factors receptor status
Z18	Retained foreign body fragments
Z19	Hormone sensitivity malignancy status
Z20-Z29	Persons with potential health hazards related to communicable diseases
Z30-Z39	Persons encountering health services in circumstances related to reproduction
Z40-Z53	Encounters for other specific health care
Z55-Z65	Persons with potential health hazards related to socioeconomic and psychosocial circumstances
Z66	Do not resuscitate status
Z67	Blood type
Z68	Body mass index (BMI)
Z69-Z76	Persons encountering health services in other circumstances
Z77-Z99	Persons with potential health hazards related to family and personal history and certain conditions influencing health status

Persons encountering health services for examinations (Z00-Z13)

NOTES Nonspecific abnormal findings disclosed at the time of these examinations are classified to categories R70-R94.

EXCLUDES2 **examinations related to pregnancy and reproduction (Z30-Z36, Z39.-)*

4th Z00 **Encounter for general examination without complaint, suspected or reported diagnosis**

See Official Guidelines, "Routine and Administrative Examinations" I.C.21.c.12, "Z Codes That May Only be Principal/First-listed Diagnosis" I.C.21.c.15

EXCLUDES1 *encounter for examination for administrative purposes (Z02.-)*

EXCLUDES2 *encounter for pre-procedural examinations (Z01.81-)*

special screening examinations (Z11-Z13)

5th Z00.0 **Encounter for general adult medical examination**

See Official Guidelines, "Encounters for general medical examinations with abnormal findings" IV.P

Encounter for adult periodic examination (annual) (physical) and any associated laboratory and radiologic examinations

EXCLUDES1 *encounter for examination of sign or symptom- code to sign or symptom*

general health check-up of infant or child (Z00.12.-)

Z00.00 **Encounter for general adult medical examination without abnormal findings** A POA PDxIn Z-1

AHA: Q4 2017, Q1 2016

Encounter for adult health check-up NOS

Z00.01 **Encounter for general adult medical examination with abnormal findings** A POA PDxIn Z-1

AHA: Q1 2016

Use additional code to identify abnormal findings

5th Z00.1 Encounter for newborn, infant and child health examinations

See Official Guidelines, "Newborns and Infants" I.C.21.c.16

6th Z00.11 Newborn health examination

Health check for child under 29 days old

Use additional code to identify any abnormal findings

EXCLUDES1 *health check for child over 28 days old (Z00.12-)*

Z00.110 Health examination for newborn under 8 days old N POA PDxIn Z-1

Health check for newborn under 8 days old

Z00.111 Health examination for newborn 8 to 28 days old N POA PDxIn Z-1

Health check for newborn 8 to 28 days old

Newborn weight check

6th Z00.12 Encounter for routine child health examination

See Official Guidelines, "Encounters for general medical examinations with abnormal findings" IV.P

Health check (routine) for child over 28 days old

Immunizations appropriate for age

Routine developmental screening of infant or child

Routine vision and hearing testing

EXCLUDES1 *health check for child under 29 days old (Z00.11-)*

health supervision of foundling or other healthy infant or child (Z76.1-Z76.2)

newborn health examination (Z00.11-)

Z00.121 Encounter for routine child health examination with abnormal findings P POA PDxIn Z-1

AHA: Q4 2024, Q4 2017, Q1 2016

Use additional code to identify abnormal findings

Z00.129 Encounter for routine child health examination without abnormal findings P POA PDxIn Z-1

AHA: Q1 2016

Encounter for routine child health examination NOS

Z00.2 **Encounter for examination for period of rapid growth in childhood** P POA PDxIn Z-1

Z00.3 **Encounter for examination for adolescent development state** P POA PDxIn Z-1

Encounter for puberty development state

Z00.5 **Encounter for examination of potential donor of organ and tissue** POA PDxIn Z-1

Z00.6 **Encounter for examination for normal comparison and control in clinical research program** POA

Examination of participant or control in clinical research program

5th Z00.7 **Encounter for examination for period of delayed growth in childhood**

Z00.70 **Encounter for examination for period of delayed growth in childhood without abnormal findings** P POA PDxIn Z-1

Z00.71 **Encounter for examination for period of delayed growth in childhood with abnormal findings** P POA PDxIn Z-1

Use additional code to identify abnormal findings

Z00.8 **Encounter for other general examination** POA PDxIn Z-1

Encounter for health examination in population surveys

4th Z01 Encounter for other special examination without complaint, suspected or reported diagnosis

See Official Guidelines, "Routine and Administrative Examinations" I.C.21.c.12, "Z Codes That May Only be Principal/First-listed Diagnosis" I.C.21.c.15

INCLUDES *routine examination of specific system*

NOTES Codes from category Z01 represent the reason for the encounter. A separate procedure code is required to identify any examinations or procedures performed

EXCLUDES1 *encounter for examination for administrative purposes (Z02.-)*

encounter for examination for suspected conditions, proven not to exist (Z03.-)

encounter for laboratory, radiologic and imaging examinations for sign(s) and symptom(s) - code to the sign(s) or symptom(s)

EXCLUDES2 **encounter for laboratory and radiologic examinations as a component of general medical examinations (Z00.0-)*

screening examinations (Z11-Z13)

5th Z01.0 Encounter for examination of eyes and vision

EXCLUDES1 *examination for driving license (Z02.4)*

Z01.00 Encounter for examination of eyes and vision without abnormal findings POA Z-1

Encounter for examination of eyes and vision NOS

Z01.01 Encounter for examination of eyes and vision with abnormal findings POA Z-1

AHA: Q4 2016

Use additional code to identify abnormal findings

6th Z01.02 Encounter for examination of eyes and vision following failed vision screening

EXCLUDES1 *encounter for examination of eyes and vision with abnormal findings (Z01.01)*

encounter for examination of eyes and vision without abnormal findings (Z01.00)

Z01.020 Encounter for examination of eyes and vision following failed vision screening without abnormal findings POA Z-1

AHA: Q4 2019

Z01.021 Encounter for examination of eyes and vision following failed vision screening with abnormal findings POA Z-1

AHA: Q4 2019

Use additional code to identify abnormal findings

5th Z01.1 Encounter for examination of ears and hearing

Z01.10 Encounter for examination of ears and hearing without abnormal findings POA PDxIn Z-1

AHA: Q4 2016

Encounter for examination of ears and hearing NOS

6th Z01.11 Encounter for examination of ears and hearing with abnormal findings

Z01.110 Encounter for hearing examination following failed hearing screening POA PDxIn Z-1

AHA: Q3 2016

Z01.118 Encounter for examination of ears and hearing with other abnormal findings POA PDxIn Z-1

AHA: Q3 2016

Use additional code to identify abnormal findings

Z01.12 Encounter for hearing conservation and treatment POA PDxIn Z-1

5th Z01.2 Encounter for dental examination and cleaning

Z01.20 Encounter for dental examination and cleaning without abnormal findings POA PDxIn Z-1

Encounter for dental examination and cleaning NOS

Z01.21 Encounter for dental examination and cleaning with abnormal findings POA PDxIn Z-1

Use additional code to identify abnormal findings

5th Z01.3 Encounter for examination of blood pressure

Z01.30 Encounter for examination of blood pressure without abnormal findings POA PDxIn Z-1

Encounter for examination of blood pressure NOS

Z01.31 Encounter for examination of blood pressure with abnormal findings POA PDxIn Z-1

Use additional code to identify abnormal findings

5th Z01.4 Encounter for gynecological examination

EXCLUDES2 *pregnancy examination or test (Z32.0-)*

routine examination for contraceptive maintenance (Z30.4-)

6th Z01.41 Encounter for routine gynecological examination

Encounter for general gynecological examination with or without cervical smear

Encounter for gynecological examination (general) (routine) NOS

Encounter for pelvic examination (annual) (periodic)

Use additional code:

for screening for human papillomavirus, if applicable, (Z11.51)

for screening vaginal pap smear, if applicable (Z12.72)

to identify acquired absence of uterus, if applicable (Z90.71-)

EXCLUDES1 *gynecologic examination status-post hysterectomy for malignant condition (Z08)*

screening cervical pap smear not a part of a routine gynecological examination (Z12.4)

Z01.411 Encounter for gynecological examination (general) (routine) with abnormal findings POA

Use additional code to identify abnormal findings

Z01.419 Encounter for gynecological examination (general) (routine) without abnormal findings POA

Z01.42 Encounter for cervical smear to confirm findings of recent normal smear following initial abnormal smear POA

5th Z01.8 Encounter for other specified special examinations

6th Z01.81 Encounter for preprocedural examinations

See Official Guidelines, "Patients receiving preoperative evaluations only" IV.M

Encounter for preoperative examinations

Encounter for radiological and imaging examinations as part of preprocedural examination

Z01.810 Encounter for preprocedural cardiovascular examination POA Z-1

Z01.811 Encounter for preprocedural respiratory examination POA Z-1

Z01.812 Encounter for preprocedural laboratory examination POA PDxIn Z-1

AHA: Q2 2023, Q1 2021, Q3 2020

Blood and urine tests prior to treatment or procedure

Z01.818 Encounter for other preprocedural examination POA PDxIn Z-1

Encounter for preprocedural examination NOS

Encounter for examinations prior to antineoplastic chemotherapy

Z01.82 Encounter for allergy testing POA PDxIn Z-1

EXCLUDES1 *encounter for antibody response examination (Z01.84)*

Z01.83 Encounter for blood typing POA PDxIn Z-1

Encounter for Rh typing

Z01.84 Encounter for antibody response examination POA PDxIn Z-1

See Official Guidelines, "Encounter for antibody testing" I.C.1.g.1.k

AHA: Q1 2021, Q2 2020, Q4 2020

Encounter for immunity status testing

EXCLUDES1 *encounter for allergy testing (Z01.82)*

Z01.89 Encounter for other specified special examinations POA PDxIn Z-1

See Official Guidelines, "Patients receiving diagnostic services only" IV.K

4th Z02 Encounter for administrative examination

See Official Guidelines, "Routine and Administrative Examinations" I.C.21.c.12, "Z Codes That May Only be Principal/First-listed Diagnosis" I.C.21.c.15

Z02.0 Encounter for examination for admission to educational institution POA PDxIn Z-1

Encounter for examination for admission to preschool (education)

Encounter for examination for re-admission to school following illness or medical treatment

Z02.1 Encounter for pre-employment examination POA Z-1

Z02.2 Encounter for examination for admission to residential institution POA PDxIn Z-1

EXCLUDES1 *examination for admission to prison (Z02.89)*

Z02.3 Encounter for examination for recruitment to armed forces POA Z-1

Z02.4 Encounter for examination for driving license POA PDxIn Z-1

Z02.5 Encounter for examination for participation in sport POA PDxIn Z-1

EXCLUDES1 *blood-alcohol and blood-drug test (Z02.83)*

Z02.6 Encounter for examination for insurance purposes POA PDxIn Z-1

5th Z02.7 Encounter for issue of medical certificate

EXCLUDES1 *encounter for general medical examination (Z00-Z01, Z02.0-Z02.6, Z02.8-Z02.9)*

Z02.71 Encounter for disability determination POA PDxIn Z-1

Encounter for issue of medical certificate of incapacity

Encounter for issue of medical certificate of invalidity

Z02.79 Encounter for issue of other medical certificate POA PDxIn Z-1

5th Z02.8 Encounter for other administrative examinations

Z02.81 Encounter for paternity testing POA Z-1

Z02.82 Encounter for adoption services POA PDxIn Z-1

Z02.83 Encounter for blood-alcohol and blood-drug test POA Z-1

Use additional code for findings of alcohol or drugs in blood (R78.-)

Z02.84 Encounter for child welfare exam P POA PDxIn Z-1

Encounter for child welfare screening exam

EXCLUDES2 *encounter for examination and observation for alleged child physical abuse (Z04.72)*

encounter for examination and observation for alleged child rape (Z04.42)

Z02.89 Encounter for other administrative examinations POA PDxIn Z-1

Encounter for examination for admission to prison

Encounter for examination for admission to summer camp

Encounter for immigration examination

Encounter for naturalization examination

Encounter for premarital examination

EXCLUDES1 *health supervision of foundling or other healthy infant or child (Z76.1-Z76.2)*

Z02.9 Encounter for administrative examinations, unspecified POA PDxIn Z-1

See Official Guidelines, "Nonspecific Z Codes" I.C.21.c.14

4th **Z03 Encounter for medical observation for suspected diseases and conditions ruled out**

See Official Guidelines, "Categories of Z Codes - Observation" I.C.21.c.6

This category is to be used when a person without a diagnosis is suspected of having an abnormal condition, without signs or symptoms, which requires study, but after examination and observation, is ruled out. This category is also for use for administrative and legal observation status.

EXCLUDES1 *contact with and (suspected) exposures hazardous to health (Z77.-)*

encounter for observation and evaluation of newborn for suspected diseases and conditions ruled out (Z05.-)

person with feared complaint in whom no diagnosis is made (Z71.1)

signs or symptoms under study- code to signs or symptoms

Z03.6 Encounter for observation for suspected toxic effect from ingested substance ruled out POA

Encounter for observation for suspected adverse effect from drug

Encounter for observation for suspected poisoning

5th **Z03.7 Encounter for suspected maternal and fetal conditions ruled out**

Encounter for suspected maternal and fetal conditions not found

EXCLUDES1 *known or suspected fetal anomalies affecting management of mother, not ruled out (O26.-, O35.-, O36.-, O40.-, O41.-)*

Z03.71 Encounter for suspected problem with amniotic cavity and membrane ruled out M POA PDxIn

Encounter for suspected oligohydramnios ruled out

Encounter for suspected polyhydramnios ruled out

Z03.72 Encounter for suspected placental problem ruled out M POA PDxIn

Z03.73 Encounter for suspected fetal anomaly ruled out M POA PDxIn

AHA: Q4 2016

Z03.74 Encounter for suspected problem with fetal growth ruled out M POA PDxIn

Z03.75 Encounter for suspected cervical shortening ruled out M POA PDxIn

Z03.79 Encounter for other suspected maternal and fetal conditions ruled out M POA PDxIn

5th Z03.8 Encounter for observation for other suspected diseases and conditions ruled out

6th Z03.81 Encounter for observation for suspected exposure to biological agents ruled out

Z03.810 Encounter for observation for suspected exposure to anthrax ruled out POA

Z03.818 Encounter for observation for suspected exposure to other biological agents ruled out POA

AHA: Q1 2020, Q2 2020

6th Z03.82 Encounter for observation for suspected foreign body ruled out

EXCLUDES1 *retained foreign body (Z18.-)*

retained foreign body in eyelid (H02.81)

residual foreign body in soft tissue (M79.5)

EXCLUDES2 *confirmed foreign body ingestion or aspiration including:*

foreign body in alimentary tract (T18)

foreign body in ear (T16)

foreign body on external eye (T15)

foreign body in respiratory tract (T17)

Z03.821 Encounter for observation for suspected ingested foreign body ruled out POA PDxIn

AHA: Q4 2020

Z03.822 Encounter for observation for suspected aspirated (inhaled) foreign body ruled out POA PDxIn

AHA: Q4 2020

Z03.823 Encounter for observation for suspected inserted (injected) foreign body ruled out POA PDxIn

AHA: Q4 2020

Encounter for observation for suspected inserted (injected) foreign body in eye ruled out

Encounter for observation for suspected inserted (injected) foreign body in orifice ruled out

Encounter for observation for suspected inserted (injected) foreign body in skin ruled out

Z03.83 Encounter for observation for suspected conditions related to home physiologic monitoring device ruled out POA PDxIn

AHA: Q4 2022

Encounter for observation for apnea alarm without findings

Encounter for observation for bradycardia alarm without findings

Encounter for observation for malfunction of home cardiorespiratory monitor

Encounter for observation for non-specific findings home physiologic monitoring device

Encounter for observation for pulse oximeter alarm without findings

EXCLUDES1 *apnea NOS (R06.81)*

neonatal bradycardia (P29.12)

newborn apnea (P28.4-)

primary sleep apnea of newborn (P28.3-)

sleep apnea (G47.3-)

Z03.89 Encounter for observation for other suspected diseases and conditions ruled out POA

4th Z04 Encounter for examination and observation for other reasons

See Official Guidelines, "Categories of Z Codes - Observation" I.C.21.c.6, "Z Codes That May Only be Principal/First-listed Diagnosis" I.C.21.c.15

INCLUDES *encounter for examination for medicolegal reasons*

This category is to be used when a person without a diagnosis is suspected of having an abnormal condition, without signs or symptoms, which requires study, but after examination and observation, is ruled-out. This category is also for use for administrative and legal observation status.

Z04.1 Encounter for examination and observation following transport accident Z-1

AHA: Q2 2019, Q2 2018

EXCLUDES1 *encounter for examination and observation following work accident (Z04.2)*

Z04.2 Encounter for examination and observation following work accident Z-1

Z04.3 Encounter for examination and observation following other accident Z-1

AHA: Q2 2018

5th Z04.4 Encounter for examination and observation following alleged rape

Encounter for examination and observation of victim following alleged rape

Encounter for examination and observation of victim following alleged sexual abuse

Z04.41 Encounter for examination and observation following alleged adult rape A Z-1

See Official Guidelines, "Adult and child abuse, neglect and other maltreatment" I.C.19.f

AHA: Q4 2018, Q4 2016

Suspected adult rape, ruled out

Suspected adult sexual abuse, ruled out

Z04.42 Encounter for examination and observation following alleged child rape P Z-1

See Official Guidelines, "Adult and child abuse, neglect and other maltreatment" I.C.19.f

AHA: Q4 2018, Q4 2016

Suspected child rape, ruled out

Suspected child sexual abuse, ruled out

Z04.6 Encounter for general psychiatric examination, requested by authority Z-1

5th Z04.7 **Encounter for examination and observation following alleged physical abuse**

Z04.71 **Encounter for examination and observation following alleged adult physical abuse** A 7-1

See Official Guidelines, "Adult and child abuse, neglect and other maltreatment" I.C.19.f

Suspected adult physical abuse, ruled out

EXCLUDES1 *confirmed case of adult physical abuse (T74.-)*

encounter for examination and observation following alleged adult sexual abuse (Z04.41)

suspected case of adult physical abuse, not ruled out (T76.-)

Z04.72 **Encounter for examination and observation following alleged child physical abuse** P 7-1

See Official Guidelines, "Adult and child abuse, neglect and other maltreatment" I.C.19.f

Suspected child physical abuse, ruled out

EXCLUDES1 *confirmed case of child physical abuse (T74.-)*

encounter for examination and observation following alleged child sexual abuse (Z04.42)

suspected case of child physical abuse, not ruled out (T76.-)

5th Z04.8 **Encounter for examination and observation for other specified reasons**

Encounter for examination and observation for request for expert evidence

Z04.81 **Encounter for examination and observation of victim following forced sexual exploitation** POA 7-1

See Official Guidelines, "Adult and child abuse, neglect and other maltreatment" I.C.19.f

AHA: Q4 2018

Z04.82 **Encounter for examination and observation of victim following forced labor exploitation** POA 7-1

See Official Guidelines, "Adult and child abuse, neglect and other maltreatment" I.C.19.f

AHA: Q4 2018

Z04.89 **Encounter for examination and observation for other specified reasons** POA 7-1

AHA: Q4 2018

Z04.9 **Encounter for examination and observation for unspecified reason** PDxIn 7-1

See Official Guidelines, "Nonspecific Z codes" I.C.21.c.14, "Categories of Z Codes - Observation" I.C.21.c.6

Encounter for observation NOS

4th Z05 Encounter for observation and evaluation of newborn for suspected diseases and conditions ruled out

See Official Guidelines, "Observation and Evaluation of Newborns for Suspected Conditions not Found" I.C.16.b, "Categories of Z Codes - Observation" I.C.21.c.6

This category is to be used for newborns, within the neonatal period (the first 28 days of life), who are suspected of having an abnormal condition, but without signs or symptoms, and which, after examination and observation, is ruled out.

Z05.0 Observation and evaluation of newborn for suspected cardiac condition ruled out N POA

AHA: Q4 2016

Z05.1 Observation and evaluation of newborn for suspected infectious condition ruled out N POA

AHA: Q2 2019, Q4 2016

Z05.2 Observation and evaluation of newborn for suspected neurological condition ruled out N POA

AHA: Q4 2016

Z05.3 Observation and evaluation of newborn for suspected respiratory condition ruled out N POA

AHA: Q4 2016

5th Z05.4 Observation and evaluation of newborn for suspected genetic, metabolic or immunologic condition ruled out

Z05.41 Observation and evaluation of newborn for suspected genetic condition ruled out N POA

AHA: Q4 2016

Z05.42 Observation and evaluation of newborn for suspected metabolic condition ruled out N POA

AHA: Q4 2016

Z05.43 Observation and evaluation of newborn for suspected immunologic condition ruled out N POA

AHA: Q4 2016

Z05.5 Observation and evaluation of newborn for suspected gastrointestinal condition ruled out N POA

AHA: Q4 2016

Z05.6 Observation and evaluation of newborn for suspected genitourinary condition ruled out N POA

AHA: Q4 2016

5th Z05.7 Observation and evaluation of newborn for suspected skin, subcutaneous, musculoskeletal and connective tissue condition ruled out

Z05.71 Observation and evaluation of newborn for suspected skin and subcutaneous tissue condition ruled out N POA

AHA: Q4 2016

Z05.72 Observation and evaluation of newborn for suspected musculoskeletal condition ruled out N POA

AHA: Q4 2016

Z05.73 Observation and evaluation of newborn for suspected connective tissue condition ruled out N POA

AHA: Q4 2016

5th Z05.8 Observation and evaluation of newborn for other specified suspected condition ruled out

Z05.81 Observation and evaluation of newborn for suspected condition related to home physiologic monitoring device ruled out N POA

Encounter for observation of newborn for apnea alarm without findings

Encounter for observation of newborn for bradycardia alarm without findings

Encounter for observation of newborn for malfunction of home cardiorespiratory monitor

Encounter for observation of newborn for non-specific findings home physiologic monitoring device

Encounter for observation of newborn for pulse oximeter alarm without findings

EXCLUDES1 *encounter for observation for suspected conditions related to home physiologic monitoring device ruled out (Z03.83)*

neonatal bradycardia (P29.12)

other newborn apnea (P28.4-)

primary sleep apnea of newborn (P28.3-)

Z05.89 Observation and evaluation of newborn for other specified suspected condition ruled out N POA

Z05.9 Observation and evaluation of newborn for unspecified suspected condition ruled out N POA

AHA: Q4 2016

Z08 Encounter for follow-up examination after completed treatment for malignant neoplasm POA PDxIn

See Official Guidelines, "Follow-up" I.C.21.c.8

AHA: Q4 2023, Q3 2020

Medical surveillance following completed treatment

Use additional code to identify any acquired absence of organs (Z90.-)

Use additional code to identify the personal history of malignant neoplasm (Z85.-)

EXCLUDES1 *aftercare following medical care (Z43-Z49, Z51)*

Z09 Encounter for follow-up examination after completed treatment for conditions other than malignant neoplasm POA PDxIn

See Official Guidelines, "Follow-up" I.C.21.c.8, "Follow-up visits after COVID-19 infection has resolved" I.C.1.g.1.j

AHA: Q4 2023, Q3 2022, Q1 2021, Q4 2021, Q2 2020, Q4 2020, Q1 2017, Q1 2015

Medical surveillance following completed treatment

Use additional code to identify any applicable history of disease code (Z86.-, Z87.-)

EXCLUDES1 *aftercare following medical care (Z43-Z49, Z51)*

surveillance of contraception (Z30.4-)

surveillance of prosthetic and other medical devices (Z44-Z46)

4th **Z11 Encounter for screening for infectious and parasitic diseases**

See Official Guidelines, "Screening" I.C.21.c.5

Screening is the testing for disease or disease precursors in asymptomatic individuals so that early detection and treatment can be provided for those who test positive for the disease.

EXCLUDES1 *encounter for diagnostic examination-code to sign or symptom*

Z11.0 Encounter for screening for intestinal infectious diseases POA PDxIn

Z11.1 Encounter for screening for respiratory tuberculosis POA PDxIn

Encounter for screening for active tuberculosis disease

Z11.2 Encounter for screening for other bacterial diseases POA PDxIn

Z11.3 Encounter for screening for infections with a predominantly sexual mode of transmission POA PDxIn

EXCLUDES2 *encounter for screening for human immunodeficiency virus [HIV] (Z11.4)*

encounter for screening for human papillomavirus (Z11.51)

Z11.4 Encounter for screening for human immunodeficiency virus [HIV] POA PDxIn

See Official Guidelines, "Encounters for HIV testing" I.C.1.a.2.i

5th **Z11.5 Encounter for screening for other viral diseases**

EXCLUDES2 *encounter for screening for viral intestinal disease (Z11.0)*

Z11.51 Encounter for screening for human papillomavirus (HPV) POA PDxIn

Z11.52 Encounter for screening for COVID-19 POA PDxIn

See Official Guidelines, "Screening for COVID-19" I.C.1.g.1.f

AHA: Q1 2023, Q2 2023, Q4 2023, Q1 2021

Z11.59 Encounter for screening for other viral diseases POA PDxIn

AHA: Q1 2021, Q3 2020

Z11.6 Encounter for screening for other protozoal diseases and helminthiases POA PDxIn

EXCLUDES2 *encounter for screening for protozoal intestinal disease (Z11.0)*

Z11.7 Encounter for testing for latent tuberculosis infection POA PDxIn

AHA: Q4 2019

Z11.8 Encounter for screening for other infectious and parasitic diseases POA PDxIn

Encounter for screening for chlamydia

Encounter for screening for rickettsial

Encounter for screening for spirochetal

Encounter for screening for mycoses

Z11.9 Encounter for screening for infectious and parasitic diseases, unspecified POA PDxIn

4th Z12 Encounter for screening for malignant neoplasms

See Official Guidelines, "Screening" I.C.21.c.5

Screening is the testing for disease or disease precursors in asymptomatic individuals so that early detection and treatment can be provided for those who test positive for the disease.

Use additional code to identify any family history of malignant neoplasm (Z80.-)

EXCLUDES1 *encounter for diagnostic examination-code to sign or symptom*

Z12.0 Encounter for screening for malignant neoplasm of stomach POA PDxIn

5th Z12.1 Encounter for screening for malignant neoplasm of intestinal tract

Z12.10 Encounter for screening for malignant neoplasm of intestinal tract, unspecified POA PDxIn

Z12.11 Encounter for screening for malignant neoplasm of colon POA PDxIn

AHA: Q1 2018, Q1 2017

Encounter for screening colonoscopy NOS

Z12.12 Encounter for screening for malignant neoplasm of rectum POA PDxIn

Z12.13 Encounter for screening for malignant neoplasm of small intestine POA PDxIn

Z12.2 Encounter for screening for malignant neoplasm of respiratory organs POA PDxIn

5th Z12.3 Encounter for screening for malignant neoplasm of breast

Z12.31 Encounter for screening mammogram for malignant neoplasm of breast POA PDxIn

AHA: Q4 2023, Q1 2015

EXCLUDES1 *inconclusive mammogram (R92.2)*

Z12.39 Encounter for other screening for malignant neoplasm of breast POA PDxIn

Z12.4 Encounter for screening for malignant neoplasm of cervix POA PDxIn

Encounter for screening pap smear for malignant neoplasm of cervix

EXCLUDES1 *when screening is part of general gynecological examination (Z01.4-)*

EXCLUDES2 *encounter for screening for human papillomavirus (Z11.51)*

Z12.5 Encounter for screening for malignant neoplasm of prostate POA

Z12.6 Encounter for screening for malignant neoplasm of bladder POA PDxIn

5th Z12.7 Encounter for screening for malignant neoplasm of other genitourinary organs

Z12.71 Encounter for screening for malignant neoplasm of testis POA PDxIn

Z12.72 Encounter for screening for malignant neoplasm of vagina POA PDxIn

Vaginal pap smear status-post hysterectomy for non-malignant condition

Use additional code to identify acquired absence of uterus (Z90.71-)

EXCLUDES1 *vaginal pap smear status-post hysterectomy for malignant conditions (Z08)*

Z12.73 Encounter for screening for malignant neoplasm of ovary POA PDxIn

Z12.79 Encounter for screening for malignant neoplasm of other genitourinary organs POA PDxIn

5th Z12.8 Encounter for screening for malignant neoplasm of other sites

Z12.81 Encounter for screening for malignant neoplasm of oral cavity POA PDxIn

Z12.82 Encounter for screening for malignant neoplasm of nervous system POA PDxIn

Z12.83 Encounter for screening for malignant neoplasm of skin POA PDxIn

Z12.89 Encounter for screening for malignant neoplasm of other sites POA PDxIn

AHA: Q1 2021

Z12.9 Encounter for screening for malignant neoplasm, site unspecified POA PDxIn

4th Z13 Encounter for screening for other diseases and disorders

See Official Guidelines, "Screening" I.C.21.c.5

Screening is the testing for disease or disease precursors in asymptomatic individuals so that early detection and treatment can be provided for those who test positive for the disease.

EXCLUDES1 *encounter for diagnostic examination-code to sign or symptom*

Z13.0 Encounter for screening for diseases of the blood and blood-forming organs and certain disorders involving the immune mechanism POA PDxIn

Z13.1 Encounter for screening for diabetes mellitus POA PDxIn

5th Z13.2 Encounter for screening for nutritional, metabolic and other endocrine disorders

Z13.21 Encounter for screening for nutritional disorder POA PDxIn

6th Z13.22 Encounter for screening for metabolic disorder

Z13.220 Encounter for screening for lipoid disorders POA PDxIn

Encounter for screening for cholesterol level

Encounter for screening for hypercholesterolemia

Encounter for screening for hyperlipidemia

Z13.228 Encounter for screening for other metabolic disorders POA PDxIn

Z13.29 Encounter for screening for other suspected endocrine disorder POA PDxIn

EXCLUDES2 *encounter for screening for diabetes mellitus (Z13.1)*

5th Z13.3 Encounter for screening examination for mental health and behavioral disorders

Z13.30 Encounter for screening examination for mental health and behavioral disorders, unspecified POA PDxIn

AHA: Q4 2018

Z13.31 Encounter for screening for depression POA PDxIn

AHA: Q4 2018

Encounter for screening for depression, adult

Encounter for screening for depression for child or adolescent

Z13.32 Encounter for screening for maternal depression M POA PDxIn

AHA: Q4 2018

Encounter for screening for perinatal depression

Z13.39 Encounter for screening examination for other mental health and behavioral disorders POA PDxIn

AHA: Q4 2018

Encounter for screening for alcoholism

Encounter for screening for intellectual disabilities

5th Z13.4 Encounter for screening for certain developmental disorders in childhood

Encounter for development testing of infant or child

Encounter for screening for developmental handicaps in early childhood

EXCLUDES2 *encounter for routine child health examination (Z00.12-)*

Z13.40 Encounter for screening for unspecified developmental delays POA PDxIn

AHA: Q4 2018

Z13.41 Encounter for autism screening POA PDxIn

AHA: Q4 2018

Z13.42 Encounter for screening for global developmental delays (milestones) POA PDxIn

AHA: Q4 2018

Encounter for screening for developmental handicaps in early childhood

Z13.49 Encounter for screening for other developmental delays POA PDxIn

AHA: Q4 2018

Z13.5 Encounter for screening for eye and ear disorders POA PDxIn

AHA: Q3 2016

EXCLUDES2 *encounter for general hearing examination (Z01.1-)*

encounter for general vision examination (Z01.0-)

Z13.6 Encounter for screening for cardiovascular disorders POA PDxIn

5th Z13.7 Encounter for screening for genetic and chromosomal anomalies

EXCLUDES1 *genetic testing for procreative management (Z31.4-)*

Z13.71 Encounter for nonprocreative screening for genetic disease carrier status POA PDxIn

Z13.79 Encounter for other screening for genetic and chromosomal anomalies POA PDxIn

5th Z13.8 Encounter for screening for other specified diseases and disorders

EXCLUDES2 *screening for malignant neoplasms (Z12.-)*

6th Z13.81 Encounter for screening for digestive system disorders

Z13.810 Encounter for screening for upper gastrointestinal disorder POA PDxIn

Z13.811 Encounter for screening for lower gastrointestinal disorder POA PDxIn

EXCLUDES1 *encounter for screening for intestinal infectious disease (Z11.0)*

Z13.818 Encounter for screening for other digestive system disorders POA PDxIn

6th Z13.82 Encounter for screening for musculoskeletal disorder

Z13.820 Encounter for screening for osteoporosis POA PDxIn

Z13.828 Encounter for screening for other musculoskeletal disorder POA PDxIn

Z13.83 Encounter for screening for respiratory disorder NEC POA PDxIn

EXCLUDES1 *encounter for screening for respiratory tuberculosis (Z11.1)*

Z13.84 Encounter for screening for dental disorders POA PDxIn

6th Z13.85 Encounter for screening for nervous system disorders

Z13.850 Encounter for screening for traumatic brain injury POA PDxIn

Z13.858 Encounter for screening for other nervous system disorders POA PDxIn

Z13.88 Encounter for screening for disorder due to exposure to contaminants POA PDxIn

EXCLUDES1 *those exposed to contaminants without suspected disorders (Z57.-, Z77.-)*

Z13.89 Encounter for screening for other disorder POA PDxIn

Encounter for screening for genitourinary disorders

Z13.9 Encounter for screening, unspecified POA PDxIn

See Official Guidelines, "Nonspecific Z Codes" I.C.21.c.14

Genetic carrier and genetic susceptibility to disease (Z14-Z15)

4th Z14 Genetic carrier

See Official Guidelines, "Categories of Z codes - Status" I.C.21.c.3

5th Z14.0 Hemophilia A carrier

Z14.01 Asymptomatic hemophilia A carrier POA PDxIn

Z14.02 Symptomatic hemophilia A carrier POA PDxIn

Z14.1 Cystic fibrosis carrier POA PDxIn

Z14.8 Genetic carrier of other disease POA PDxIn

4th Z15 Genetic susceptibility to disease

See Official Guidelines, "Categories of Z codes - Status" I.C.21.c.3

INCLUDES *confirmed abnormal gene*

Use additional code, if applicable, for any associated family history of the disease (Z80-Z84)

EXCLUDES1 *chromosomal anomalies (Q90-Q99)*

5th Z15.0 Genetic susceptibility to malignant neoplasm

Code first, if applicable, any current malignant neoplasm (C00-C75, C81-C96)

Use additional code, if applicable, for any personal history of malignant neoplasm (Z85.-)

Z15.01 Genetic susceptibility to malignant neoplasm of breast POA PDxIn

Z15.02 Genetic susceptibility to malignant neoplasm of ovary POA PDxIn

Z15.03 Genetic susceptibility to malignant neoplasm of prostate POA PDxIn

Z15.04 Genetic susceptibility to malignant neoplasm of endometrium POA PDxIn

Z15.05 Genetic susceptibility to malignant neoplasm of fallopian tube(s) POA PDxIn

● 6th Z15.06 Genetic susceptibility to malignant neoplasm of digestive system

● Z15.060 Genetic susceptibility to colorectal cancer POA PDxIn

● Z15.068 Genetic susceptibility to other malignant neoplasm of digestive system POA PDxIn

*Genetic susceptibility to biliary tract cancer

*Genetic susceptibility to gastric cancer

*Genetic susceptibility to pancreatic cancer

*Genetic susceptibility to small bowel cancer

● Z15.07 Genetic susceptibility to malignant neoplasm of urinary tract POA PDxIn

Z15.09 Genetic susceptibility to other malignant neoplasm POA PDxIn

AHA: Q1 2021

Z15.1 Genetic susceptibility to epilepsy and neurodevelopmental disorders POA PDxIn

Code also, if applicable, related disorders such as:

developmental and epileptic encephalopathy (G93.45)

developmental disorder of speech and language (F80.-)

developmental disorders of scholastic skills (F81.-)

epilepsy, by specific type (G40.-)

intellectual disabilities (F70-F79)

other neurodevelopmental disorder (F88)

pervasive developmental disorders (F84.-)

Z15.2 Genetic susceptibility to obesity POA PDxIn

Code also, if applicable, any associated manifestations, such as:

other obesity (E66.8-)

polyphagia (R63.2)

Use additional code to identify body mass index (BMI), if known (Z68.-)

● Z15.3 Genetic susceptibility to kidney disease POA PDxIn

***Code also,** if applicable, hypertension (I10-I1A)

5th Z15.8 Genetic susceptibility to other disease

Z15.81 Genetic susceptibility to multiple endocrine neoplasia [MEN] POA PDxIn

EXCLUDES1 *multiple endocrine neoplasia [MEN] syndromes (E31.2-)*

Z15.89 Genetic susceptibility to other disease POA PDxIn

Resistance to antimicrobial drugs (Z16)

4th Z16 Resistance to antimicrobial drugs

See Official Guidelines, "Infections resistant to antibiotics" I.C.1.c, "Categories of Z codes - Status" I.C.21.c.3

NOTES The codes in this category are provided for use as additional codes to identify the resistance and non-responsiveness of a condition to antimicrobial drugs.

Code first the infection

EXCLUDES1 *Methicillin resistant Staphylococcus aureus infection (A49.02)*

Methicillin resistant Staphylococcus aureus pneumonia (J15.212)

Sepsis due to Methicillin resistant Staphylococcus aureus (A41.02)

5th Z16.1 Resistance to beta lactam antibiotics

Z16.10 **Resistance to unspecified beta lactam antibiotics** CC PDxIn

Z16.11 Resistance to penicillins CC PDxIn

See Official Guidelines, "Combination codes for MRSA infection" I.C.1.e.1.a, "Other codes for MRSA infection" I.C.1.e.1.b

Resistance to amoxicillin

Resistance to ampicillin

Z16.12 Extended spectrum beta lactamase (ESBL) resistance CC PDxIn

EXCLUDES2 *Methicillin resistant Staphylococcus aureus infection in diseases classified elsewhere (B95.62)*

Z16.13 Resistance to carbapenem CC PDxIn

Z16.19 **Resistance to other specified beta lactam antibiotics** CC PDxIn

Resistance to cephalosporins

5th Z16.2 Resistance to other antibiotics

Z16.20 Resistance to unspecified antibiotic CC PDxIn

Resistance to antibiotics NOS

Z16.21 Resistance to vancomycin CC PDxIn

Z16.22 Resistance to vancomycin related antibiotics CC PDxIn

Z16.23 Resistance to quinolones and fluoroquinolones CC PDxIn

Z16.24 Resistance to multiple antibiotics CC PDxIn

Z16.29 Resistance to other single specified antibiotic CC PDxIn

Resistance to aminoglycosides

Resistance to macrolides

Resistance to sulfonamides

Resistance to tetracyclines

5th Z16.3 Resistance to other antimicrobial drugs

EXCLUDES1 *resistance to antibiotics (Z16.1-, Z16.2-)*

Z16.30 Resistance to unspecified antimicrobial drugs CC PDxIn

Drug resistance NOS

Z16.31 Resistance to antiparasitic drug(s) CC PDxIn

Resistance to quinine and related compounds

Z16.32 Resistance to antifungal drug(s) CC PDxIn

Z16.33 Resistance to antiviral drug(s) CC PDxIn

6th Z16.34 Resistance to antimycobacterial drug(s)

Resistance to tuberculostatics

Z16.341 Resistance to single antimycobacterial drug CC PDxIn

Resistance to antimycobacterial drug NOS

Z16.342 Resistance to multiple antimycobacterial drugs CC PDxIn

Z16.35 Resistance to multiple antimicrobial drugs CC PDxIn

EXCLUDES1 *Resistance to multiple antibiotics only (Z16.24)*

Z16.39 Resistance to other specified antimicrobial drug CC PDxIn

Estrogen, and other hormones and factors receptor status (Z17)

4th Z17 Estrogen, and other hormones and factors receptor status

See Official Guidelines, "Categories of Z codes - Status" I.C.21.c.3

NOTES Use one code, as available, for each receptor: Z17.0, Z17.1, Z17.2-, Z17.3-

Code first malignant neoplasm, such as:

malignant neoplasm of breast (C50.-)

malignant neoplasm of ovary (C56.-)

Z17.0 Estrogen receptor positive status [ER+] POA PDxIn

AHA: Q3 2022

Z17.1 Estrogen receptor negative status [ER-] POA PDxIn

5th Z17.2 Progesterone receptor status

Z17.21 Progesterone receptor positive status POA PDxIn

PR+

Z17.22 Progesterone receptor negative status POA PDxIn

PR-

5th Z17.3 Human epidermal growth factor 2 receptor

Z17.31 Human epidermal growth factor receptor 2 positive status POA PDxIn

HER2+

Z17.32 Human epidermal growth factor receptor 2 negative status POA PDxIn

HER2-

5th Z17.4 Combined receptor status

NOTES Assign a code from subcategory Z17.4- when only a combined receptor status is documented

6th Z17.41 Hormone receptor positive

HR+

Z17.410 Hormone receptor positive with human epidermal growth factor receptor 2 positive status POA PDxIn

HR+ with HER2+

Z17.411 Hormone receptor positive with human epidermal growth factor receptor 2 negative status POA PDxIn

6th Z17.42 Hormone receptor negative

HR-

Z17.420 Hormone receptor negative with human epidermal growth factor receptor 2 positive status POA PDxIn

HR- with HER2+

Z17.421 Hormone receptor negative with human epidermal growth factor receptor 2 negative status POA PDxIn

HR- with HER2-

TNBC

Triple negative breast cancer

Retained foreign body fragments (Z18)

4th Z18 **Retained foreign body fragments**

See Official Guidelines, "Categories of Z codes - Status" I.C.21.c.3

INCLUDES *embedded fragment (status)*
embedded splinter (status)
retained foreign body status

EXCLUDES1 *artificial joint prosthesis status (Z96.6-)*
foreign body accidentally left during a procedure (T81.5-)
foreign body entering through orifice (T15-T19)
in situ cardiac device (Z95.-)
organ or tissue replaced by means other than transplant (Z96.-, Z97.-)
organ or tissue replaced by transplant (Z94.-)
personal history of retained foreign body fully removed Z87.821
superficial foreign body (non-embedded splinter) - code to superficial foreign body, by site

5th Z18.0 **Retained radioactive fragments**

Z18.01 **Retained depleted uranium fragments** POA PDxIn

Z18.09 **Other retained radioactive fragments** POA PDxIn

Other retained depleted isotope fragments
Retained nontherapeutic radioactive fragments

5th Z18.1 Retained metal fragments

EXCLUDES1 *retained radioactive metal fragments (Z18.01-Z18.09)*

Z18.10 Retained metal fragments, unspecified POA PDxIn

Retained metal fragment NOS

Z18.11 Retained magnetic metal fragments POA PDxIn

Z18.12 Retained nonmagnetic metal fragments POA PDxIn

Z18.2 Retained plastic fragments POA PDxIn

Acrylics fragments

Diethylhexyl phthalates fragments

Isocyanate fragments

5th Z18.3 Retained organic fragments

Z18.31 Retained animal quills or spines POA PDxIn

Z18.32 Retained tooth POA PDxIn

Z18.33 Retained wood fragments POA PDxIn

Z18.39 Other retained organic fragments POA PDxIn

5th Z18.8 Other specified retained foreign body

Z18.81 Retained glass fragments POA PDxIn

Z18.83 Retained stone or crystalline fragments POA PDxIn

Retained concrete or cement fragments

Z18.89 Other specified retained foreign body fragments POA PDxIn

AHA: Q2 2023, Q3 2016

Z18.9 Retained foreign body fragments, unspecified material POA PDxIn

Hormone sensitivity malignancy status (Z19)

4th Z19 Hormone sensitivity malignancy status

See Official Guidelines, "Categories of Z codes - Status" I.C.21.c.3

Code first malignant neoplasm - see Table of Neoplasms, by site, malignant

Z19.1 Hormone sensitive malignancy status POA PDxIn

AHA: Q4 2016

Z19.2 Hormone resistant malignancy status POA PDxIn

AHA: Q4 2016

Castrate resistant prostate malignancy status

Persons with potential health hazards related to communicable diseases (Z20-Z29)

4th Z20 Contact with and (suspected) exposure to communicable diseases

See Official Guidelines, "Contact/Exposure" I.C.21.c.1, "Exposure to COVID-19" I.C.1.g.1.e

EXCLUDES1 *carrier of infectious disease (Z22.-)*

diagnosed current infectious or parasitic disease -see Alphabetic Index

EXCLUDES2 *personal history of infectious and parasitic diseases (Z86.1-)*

5th Z20.0 Contact with and (suspected) exposure to intestinal infectious diseases

Z20.01 Contact with and (suspected) exposure to intestinal infectious diseases due to Escherichia coli (E. coli)

Z20.09 Contact with and (suspected) exposure to other intestinal infectious diseases PDxIn

Z20.1 Contact with and (suspected) exposure to tuberculosis PDxIn

Z20.2 Contact with and (suspected) exposure to infections with a predominantly sexual mode of transmission PDxIn

Z20.3 Contact with and (suspected) exposure to rabies PDxIn

Z20.4 Contact with and (suspected) exposure to rubella PDxIn

Z20.5 Contact with and (suspected) exposure to viral hepatitis

Z20.6 Contact with and (suspected) exposure to human immunodeficiency virus [HIV]

EXCLUDES1 *asymptomatic human immunodeficiency virus [HIV]*

HIV infection status (Z21)

Z20.7 Contact with and (suspected) exposure to pediculosis, acariasis and other infestations PDxIn

5th Z20.8 Contact with and (suspected) exposure to other communicable diseases

6th Z20.81 Contact with and (suspected) exposure to other bacterial communicable diseases

Z20.810 Contact with and (suspected) exposure to anthrax PDxIn

Z20.811 Contact with and (suspected) exposure to meningococcus

Z20.818 Contact with and (suspected) exposure to other bacterial communicable diseases PDxIn

AHA: Q2 2019

6th Z20.82 Contact with and (suspected) exposure to other viral communicable diseases

Z20.820 Contact with and (suspected) exposure to varicella

Z20.821 Contact with and (suspected) exposure to Zika virus POA PDxIn

See Official Guidelines, "Zika virus infections" I.C.1.f

AHA: Q4 2018

Z20.822 Contact with and (suspected) exposure to COVID-19 PDxIn

See Official Guidelines, "Coronavirus Infections" I.C.1.g, "Signs and symptoms without definitive diagnosis of COVID-19" I.C.1.g.1.g, "Multisystem Inflammatory Syndrome" I.C.1.g.1.l

AHA: Q2 2023, Q2 2022, Q1 2021, Q4 2021

Contact with and (suspected) exposure to SARS-CoV-2

Z20.828 Contact with and (suspected) exposure to other viral communicable diseases

AHA: Q3 2022, Q1 2021, Q1 2020, Q2 2020, Q3 2020, Q4 2020, Q4 2018, Q4 2016

Z20.89 Contact with and (suspected) exposure to other communicable diseases PDxIn

Z20.9 Contact with and (suspected) exposure to unspecified communicable disease PDxIn

Z21 Asymptomatic human immunodeficiency virus [HIV] infection status HCC ? RxHCC

See Official Guidelines, "Asymptomatic human immunodeficiency virus" I.C.1.a.2.e, "Previously diagnosed HIV-related Illness" I.C.1.a.2.g, "HIV Infection in Pregnancy, Childbirth and the Puerperium" I.C.15.f, "HIV Infection in Pregnancy, Childbirth and the Puerperium" I.C.1.a.2.h, "Categories of Z codes - Status" I.C.21.c.3

AHA: Q4 2021, Q1 2019

HIV positive NOS

Code first Human immunodeficiency virus [HIV] disease complicating pregnancy, childbirth and the puerperium, if applicable (O98.7-)

EXCLUDES1 *acquired immunodeficiency syndrome (B20)*

contact with human immunodeficiency virus [HIV] (Z20.6)

exposure to human immunodeficiency virus [HIV] (Z20.6)

human immunodeficiency virus [HIV] disease (B20)

inconclusive laboratory evidence of human immunodeficiency virus [HIV] (R75)

4th Z22 Carrier of infectious disease

See Official Guidelines, "Categories of Z codes - Status" I.C.21.c.3

INCLUDES *colonization status*

suspected carrier

EXCLUDES2 *carrier of viral hepatitis (B18.-)*

Z22.0 Carrier of typhoid POA PDxIn

Z22.1 Carrier of other intestinal infectious diseases POA PDxIn

Z22.2 Carrier of diphtheria POA PDxIn

5th Z22.3 Carrier of other specified bacterial diseases

Z22.31 Carrier of bacterial disease due to meningococci POA PDxIn

6th Z22.32 Carrier of bacterial disease due to staphylococci

Z22.321 Carrier or suspected carrier of Methicillin susceptible Staphylococcus aureus POA PDxIn

See Official Guidelines, "MSSA and MRSA colonization" I.C.1.e.1.c

MSSA colonization

Z22.322 Carrier or suspected carrier of Methicillin resistant Staphylococcus aureus POA PDxIn

See Official Guidelines, "MSSA and MRSA colonization" I.C.1.e.1.c, "MRSA colonization and infection" I.C.1.e.1.d

MRSA colonization

6th Z22.33 Carrier of bacterial disease due to streptococci

Z22.330 Carrier of Group B streptococcus POA PDxIn

EXCLUDES1 *Carrier of streptococcus group B (GBS) complicating pregnancy, childbirth and the puerperium (O99.82-)*

Z22.338 Carrier of other streptococcus POA PDxIn

6th Z22.34 Carrier of Acinetobacter baumannii

Z22.340 Carrier of carbapenem-resistant Acinetobacter baumannii POA PDxIn

Z22.341 Carrier of carbapenem-sensitive Acinetobacter baumannii POA PDxIn

Z22.349 Carrier of Acinetobacter baumannii, unspecified POA PDxIn

6th Z22.35 Carrier of Enterobacterales

Carrier of E. coli

Carrier of K. pneumoniae

Z22.350 Carrier of carbapenem-resistant Enterobacterales POA PDxIn

Z22.358 Carrier of other Enterobacterales POA PDxIn

Carrier of carbapenem-sensitive Enterobacterales

Carrier of ESBL-producing Enterobacterales

Carrier of extended-spectrum beta-lactamase producing Enterobacterales

Z22.359 Carrier of Enterobacterales, unspecified POA PDxIn

Z22.39 Carrier of other specified bacterial diseases POA PDxIn

Z22.4 Carrier of infections with a predominantly sexual mode of transmission POA PDxIn

Z22.6 Carrier of human T-lymphotropic virus type-1 [HTLV-1] infection POA PDxIn

Z22.7 Latent tuberculosis POA PDxIn

AHA: Q4 2019

Latent tuberculosis infection (LTBI)

EXCLUDES1 *nonspecific reaction to cell mediated immunity measurement of gamma interferon antigen response without active tuberculosis (R76.12)*

nonspecific reaction to tuberculin skin test without active tuberculosis (R76.11)

Z22.8 Carrier of other infectious diseases POA PDxIn

Z22.9 Carrier of infectious disease, unspecified POA PDxIn

Z23 **Encounter for immunization** POA PDxIn

See Official Guidelines, "Inoculations and vaccinations" I.C.21.c.2

AHA: Q4 2024

Code first any routine childhood examination

Code also, if applicable, encounter for immunization safety counseling (Z71.85)

NOTES procedure codes are required to identify the types of immunizations given

4th Z28 **Immunization not carried out and underimmunization status**

See Official Guidelines, "Categories of Z codes - Status" I.C.21.c.3, "Miscellaneous Z Codes" I.C.21.c.13

INCLUDES *vaccination not carried out*

Code also, if applicable, encounter for immunization safety counseling (Z71.85)

5th Z28.0 **Immunization not carried out because of contraindication**

Z28.01 **Immunization not carried out because of acute illness of patient** POA PDxIn

Z28.02 **Immunization not carried out because of chronic illness or condition of patient** POA PDxIn

Z28.03 **Immunization not carried out because of immune compromised state of patient** POA PDxIn

Z28.04 **Immunization not carried out because of patient allergy to vaccine or component** POA PDxIn

Z28.09 **Immunization not carried out because of other contraindication** POA PDxIn

Z28.1 **Immunization not carried out because of patient decision for reasons of belief or group pressure** POA PDxIn

AHA: Q1 2022

Immunization not carried out because of religious belief

5th Z28.2 **Immunization not carried out because of patient decision for other and unspecified reason**

Z28.20 **Immunization not carried out because of patient decision for unspecified reason** POA PDxIn

Z28.21 **Immunization not carried out because of patient refusal** POA PDxIn

Z28.29 **Immunization not carried out because of patient decision for other reason** POA PDxIn

5th Z28.3 Underimmunization status

Use additional code, if applicable, to identify:

immunization not carried out because of contraindication (Z28.0-)

immunization not carried out because of patient decision for other and unspecified reason (Z28.2-)

immunization not carried out because of patient decision for reasons of belief or group pressure (Z28.1)

immunization not carried out for other reason (Z28.8-)

6th Z28.31 Underimmunization for COVID-19 status

NOTES These codes should not be used for individuals who are not eligible for the COVID-19 vaccines, as determined by the healthcare provider.

Z28.310 Unvaccinated for COVID-19 POA PDxIn

AHA: Q1 2025, Q1 2022, Q4 2022

Z28.311 Partially vaccinated for COVID-19 POA PDxIn

AHA: Q1 2025, Q1 2022, Q4 2022

Z28.39 Other underimmunization status POA PDxIn

AHA: Q1 2022, Q4 2022

Delinquent immunization status

Lapsed immunization schedule status

5th Z28.8 Immunization not carried out for other reason

Z28.81 Immunization not carried out due to patient having had the disease POA PDxIn

Z28.82 Immunization not carried out because of caregiver refusal POA PDxIn

Immunization not carried out because of guardian refusal

Immunization not carried out because of parent refusal

EXCLUDES1 *immunization not carried out because of caregiver refusal because of religious belief (Z28.1)*

Z28.83 Immunization not carried out due to unavailability of vaccine POA PDxIn

AHA: Q4 2018

Delay in delivery of vaccine

Lack of availability of vaccine

Manufacturer delay of vaccine

Z28.89 Immunization not carried out for other reason POA PDxIn

Z28.9 Immunization not carried out for unspecified reason POA PDxIn

4th Z29 Encounter for other prophylactic measures

See Official Guidelines, "Miscellaneous Z Codes" I.C.21.c.13

EXCLUDES1 *desensitization to allergens (Z51.6)*

prophylactic surgery (Z40.-)

5th Z29.1 Encounter for prophylactic immunotherapy

Encounter for administration of immunoglobulin

Z29.11 Encounter for prophylactic immunotherapy for respiratory syncytial virus (RSV) POA PDxIn

AHA: Q4 2016

Z29.12 Encounter for prophylactic antivenin POA PDxIn

AHA: Q4 2016

Z29.13 Encounter for prophylactic Rho(D) immune globulin POA PDxIn

AHA: Q3 2019, Q4 2016

Z29.14 Encounter for prophylactic rabies immune globin POA PDxIn

AHA: Q4 2016

Z29.3 Encounter for prophylactic fluoride administration POA PDxIn

AHA: Q4 2016

5th Z29.8 Encounter for other specified prophylactic measures

Z29.81 Encounter for HIV pre-exposure prophylaxis POA PDxIn

See Official Guidelines, "Encounter for HIV Prophylaxis Measures" I.C.1.a.2.k

Code also, if applicable, risk factors for HIV, such as:

contact with and (suspected) exposure to human immunodeficiency virus [HIV] (Z20.6)

high risk sexual behavior (Z72.5-)

Z29.89 Encounter for other specified prophylactic measures POA PDxIn

Z29.9 Encounter for prophylactic measures, unspecified POA PDxIn

AHA: Q4 2016

Persons encountering health services in circumstances related to reproduction (Z30-Z39)

4th Z30 Encounter for contraceptive management

See Official Guidelines, "Encounters for Obstetrical and Reproductive Services" I.C.21.c.11

5th Z30.0 Encounter for general counseling and advice on contraception

See Official Guidelines, "Counseling" I.C.21.c.10

6th Z30.01 Encounter for initial prescription of contraceptives

EXCLUDES1 *encounter for surveillance of contraceptives (Z30.4-)*

Z30.011 Encounter for initial prescription of contraceptive pills POA PDxIn

Z30.012 Encounter for prescription of emergency contraception POA PDxIn

Encounter for postcoital contraception

Z30.013 Encounter for initial prescription of injectable contraceptive POA PDxIn

Z30.014 Encounter for initial prescription of intrauterine contraceptive device POA PDxIn

EXCLUDES1 *encounter for insertion of intrauterine contraceptive device (Z30.430, Z30.432)*

Z30.015 Encounter for initial prescription of vaginal ring hormonal contraceptive POA PDxIn

AHA: Q4 2016

Z30.016 Encounter for initial prescription of transdermal patch hormonal contraceptive device POA PDxIn

AHA: Q4 2016

Z30.017 Encounter for initial prescription of implantable subdermal contraceptive POA PDxIn

AHA: Q4 2016

Z30.018 Encounter for initial prescription of other contraceptives POA PDxIn

Encounter for initial prescription of barrier contraception

Encounter for initial prescription of diaphragm

Z30.019 Encounter for initial prescription of contraceptives, unspecified POA PDxIn

Z30.02 Counseling and instruction in natural family planning to avoid pregnancy POA PDxIn

Z30.09 Encounter for other general counseling and advice on contraception POA PDxIn

Encounter for family planning advice NOS

Z30.2 Encounter for sterilization POA

AHA: Q3 2021

5th Z30.4 Encounter for surveillance of contraceptives

Z30.40 Encounter for surveillance of contraceptives, unspecified POA PDxIn

Z30.41 Encounter for surveillance of contraceptive pills POA PDxIn

Encounter for repeat prescription for contraceptive pill

Z30.42 Encounter for surveillance of injectable contraceptive POA PDxIn

6th Z30.43 Encounter for surveillance of intrauterine contraceptive device

Z30.430 Encounter for insertion of intrauterine contraceptive device POA PDxIn

Z30.431 Encounter for routine checking of intrauterine contraceptive device POA PDxIn

Z30.432 Encounter for removal of intrauterine contraceptive device POA PDxIn

Z30.433 Encounter for removal and reinsertion of intrauterine contraceptive device POA PDxIn

Encounter for replacement of intrauterine contraceptive device

Z30.44 Encounter for surveillance of vaginal ring hormonal contraceptive device POA PDxIn

AHA: Q4 2016

Z30.45 Encounter for surveillance of transdermal patch hormonal contraceptive device POA PDxIn

AHA: Q4 2016

Z30.46 Encounter for surveillance of implantable subdermal contraceptive POA PDxIn

AHA: Q4 2016

Encounter for checking, reinsertion or removal of implantable subdermal contraceptive

Z30.49 Encounter for surveillance of other contraceptives POA PDxIn

Encounter for surveillance of barrier contraception

Encounter for surveillance of diaphragm

Z30.8 Encounter for other contraceptive management POA PDxIn

Encounter for postvasectomy sperm count

Encounter for routine examination for contraceptive maintenance

EXCLUDES1 *sperm count following sterilization reversal (Z31.42)*

sperm count for fertility testing (Z31.41)

Z30.9 Encounter for contraceptive management, unspecified POA PDxIn

4th Z31 **Encounter for procreative management**

See Official Guidelines, "Encounters for Obstetrical and Reproductive Services" I.C.21.c.11

EXCLUDES2 *complications associated with artificial fertilization (N98.-)*

female infertility (N97.-)

male infertility (N46.-)

Z31.0 **Encounter for reversal of previous sterilization** POA

5th Z31.4 **Encounter for procreative investigation and testing**

EXCLUDES1 *postvasectomy sperm count (Z30.8)*

Z31.41 **Encounter for fertility testing** POA PDxIn

Encounter for fallopian tube patency testing

Encounter for sperm count for fertility testing

Z31.42 **Aftercare following sterilization reversal** POA PDxIn

Sperm count following sterilization reversal

6th Z31.43 **Encounter for genetic testing of female for procreative management**

Use additional code for recurrent pregnancy loss, if applicable (N96, O26.2-)

EXCLUDES1 *nonprocreative genetic testing (Z13.7-)*

Z31.430 **Encounter of female for testing for genetic disease carrier status for procreative management** POA PDxIn

Z31.438 **Encounter for other genetic testing of female for procreative management** POA PDxIn

6th Z31.44 **Encounter for genetic testing of male for procreative management**

EXCLUDES1 *nonprocreative genetic testing (Z13.7-)*

Z31.440 **Encounter of male for testing for genetic disease carrier status for procreative management** POA PDxIn

Z31.441 **Encounter for testing of male partner of patient with recurrent pregnancy loss** A POA PDxIn

Z31.448 **Encounter for other genetic testing of male for procreative management** A POA PDxIn

Z31.49 **Encounter for other procreative investigation and testing** POA PDxIn

Z31.5 **Encounter for procreative genetic counseling** POA PDxIn

See Official Guidelines, "Counseling" I.C.21.c.10

AHA: Q4 2017

5th Z31.6 Encounter for general counseling and advice on procreation

See Official Guidelines, "Counseling" I.C.21.c.10

Z31.61 Procreative counseling and advice using natural family planning POA PDxIn

Z31.62 Encounter for fertility preservation counseling POA PDxIn

Encounter for fertility preservation counseling prior to cancer therapy

Encounter for fertility preservation counseling prior to surgical removal of gonads

Z31.69 Encounter for other general counseling and advice on procreation POA PDxIn

Z31.7 Encounter for procreative management and counseling for gestational carrier POA PDxIn

AHA: Q4 2016

EXCLUDES1 *pregnant state, gestational carrier (Z33.3)*

5th Z31.8 Encounter for other procreative management

Z31.81 Encounter for male factor infertility in female patient POA PDxIn Z-1

See Official Guidelines, "Z Codes That May Only be Principal/First-Listed Diagnosis" I.C.21.c.15

Z31.82 Encounter for Rh incompatibility status POA PDxIn

AHA: Q3 2015

Z31.83 Encounter for assisted reproductive fertility procedure cycle POA PDxIn Z-1

See Official Guidelines, "Z Codes That May Only be Principal/First-Listed Diagnosis" I.C.21.c.15

AHA: Q2 2022

Patient undergoing in vitro fertilization cycle

Use additional code to identify the type of infertility

EXCLUDES1 *pre-cycle diagnosis and testing - code to reason for encounter*

Z31.84 Encounter for fertility preservation procedure POA PDxIn Z-1

See Official Guidelines, "Z Codes That May Only be Principal/First-Listed Diagnosis" I.C.21.c.15

Encounter for fertility preservation procedure prior to cancer therapy

Encounter for fertility preservation procedure prior to surgical removal of gonads

Z31.89 Encounter for other procreative management POA PDxIn

Z31.9 Encounter for procreative management, unspecified POA PDxIn

4th Z32 **Encounter for pregnancy test and childbirth and childcare instruction**

5th Z32.0 **Encounter for pregnancy test**

See Official Guidelines, "Routine and Administrative Examinations" I.C.21.c.12

Z32.00 **Encounter for pregnancy test, result unknown**

Encounter for pregnancy test NOS

Z32.01 **Encounter for pregnancy test, result positive** M

Z32.02 **Encounter for pregnancy test, result negative**

Z32.2 **Encounter for childbirth instruction** PDxIn

See Official Guidelines, "Counseling" I.C.21.c.10, "Encounters for Obstetrical and Reproductive Services" I.C.21.c.11

Z32.3 **Encounter for childcare instruction** PDxIn

See Official Guidelines, "Counseling" I.C.21.c.10, "Encounters for Obstetrical and Reproductive Services" I.C.21.c.11

Encounter for prenatal or postpartum childcare instruction

4th Z33 **Pregnant state**

See Official Guidelines, "Encounters for Obstetrical and Reproductive Services" I.C.21.c.11

Z33.1 **Pregnant state, incidental** M PDxIn

See Official Guidelines, "Codes from chapter 15 and sequencing priority" I.C.15.a.1, "Categories of Z codes - Status" I.C.21.c.3

Pregnancy NOS

Pregnant state NOS

EXCLUDES1 *complications of pregnancy (O00-O9A)*

pregnant state, gestational carrier (Z33.3)

Z33.2 **Encounter for elective termination of pregnancy** M Z-1 CC/MCC Exc

See Official Guidelines, "Abortion with Liveborn Fetus" I.C.15.q.1, "Z Codes That May Only be Principal/First-Listed Diagnosis" I.C.21.c.15, "Encounters for Obstetrical and Reproductive Services" I.C.21.c.11, "Hemorrhage following elective abortion" I.C.15.q.4

AHA: Q3 2024, Q2 2023, Q4 2023, Q4 2022

EXCLUDES1 *early fetal death with retention of dead fetus (O02.1)*

late fetal death (O36.4)

spontaneous abortion (O03)

Z33.3 **Pregnant state, gestational carrier** M POA PDxIn

AHA: Q4 2016

EXCLUDES1 *encounter for procreative management and counseling for gestational carrier (Z31.7)*

4th Z34 Encounter for supervision of normal pregnancy

See Official Guidelines, "Routine outpatient prenatal visits" I.C.15.b.1, "Encounters for Obstetrical and Reproductive Services" I.C.21.c.11, "Z Codes That May Only be Principal/First-Listed Diagnosis" I.C.21.c.15

EXCLUDES1 *any complication of pregnancy (O00-O9A)*

encounter for pregnancy test (Z32.0-)

encounter for supervision of high risk pregnancy (O09.-)

5th Z34.0 Encounter for supervision of normal first pregnancy

- Z34.00 Encounter for supervision of normal first pregnancy, unspecified trimester M POA PDxIn Z-1
- Z34.01 Encounter for supervision of normal first pregnancy, first trimester M POA PDxIn Z-1
- Z34.02 Encounter for supervision of normal first pregnancy, second trimester M POA PDxIn Z-1
- Z34.03 Encounter for supervision of normal first pregnancy, third trimester M POA PDxIn Z-1

5th Z34.8 Encounter for supervision of other normal pregnancy

- Z34.80 Encounter for supervision of other normal pregnancy, unspecified trimester M POA PDxIn Z-1
- Z34.81 Encounter for supervision of other normal pregnancy, first trimester M POA PDxIn Z-1
- Z34.82 Encounter for supervision of other normal pregnancy, second trimester M POA PDxIn Z-1
- Z34.83 Encounter for supervision of other normal pregnancy, third trimester M POA PDxIn Z-1

5th Z34.9 Encounter for supervision of normal pregnancy, unspecified

- Z34.90 Encounter for supervision of normal pregnancy, unspecified, unspecified trimester M POA PDxIn Z-1
- Z34.91 Encounter for supervision of normal pregnancy, unspecified, first trimester M POA PDxIn Z-1
- Z34.92 Encounter for supervision of normal pregnancy, unspecified, second trimester M POA PDxIn Z-1
- Z34.93 Encounter for supervision of normal pregnancy, unspecified, third trimester M POA PDxIn Z-1

4th Z36 Encounter for antenatal screening of mother

See Official Guidelines, "Screening" I.C.21.c.5, "Encounters for Obstetrical and Reproductive Services" I.C.21.c.11

INCLUDES *Encounter for placental sample (taken vaginally)*

Screening is the testing for disease or disease precursors in asymptomatic individuals so that early detection and treatment can be provided for those who test positive for the disease.

EXCLUDES1 *diagnostic examination- code to sign or symptom*

encounter for suspected maternal and fetal conditions ruled out (Z03.7-)

suspected fetal condition affecting management of pregnancy - code to condition in Chapter 15

EXCLUDES2 *abnormal findings on antenatal screening of mother (O28.-)*

genetic counseling and testing (Z31.43-, Z31.5)

routine prenatal care (Z34)

Z36.0 Encounter for antenatal screening for chromosomal anomalies M POA

AHA: Q4 2017

Z36.1 Encounter for antenatal screening for raised alphafetoprotein level M POA

AHA: Q4 2017

Encounter for antenatal screening for elevated maternal serum alphafetoprotein level

Z36.2 Encounter for other antenatal screening follow-up M POA

AHA: Q4 2017

Non-visualized anatomy on a previous scan

Z36.3 Encounter for antenatal screening for malformations M POA

AHA: Q4 2017

Screening for a suspected anomaly

Z36.4 Encounter for antenatal screening for fetal growth retardation M POA

AHA: Q4 2017

Intrauterine growth restriction (IUGR)/small-for-dates

Z36.5 Encounter for antenatal screening for isoimmunization M POA

AHA: Q4 2017

5th Z36.8 Encounter for other antenatal screening

Z36.81 Encounter for antenatal screening for hydrops fetalis M POA

AHA: Q4 2017

Z36.82 Encounter for antenatal screening for nuchal translucency M POA

AHA: Q4 2017

Z36.83 Encounter for fetal screening for congenital cardiac abnormalities M POA

AHA: Q4 2017

Z36.84 Encounter for antenatal screening for fetal lung maturity M POA

AHA: Q4 2017

Z36.85 Encounter for antenatal screening for Streptococcus B M POA

AHA: Q4 2017

Z36.86 Encounter for antenatal screening for cervical length M POA

AHA: Q4 2017

Screening for risk of pre-term labor

Z36.87 Encounter for antenatal screening for uncertain dates M POA

AHA: Q4 2017

Z36.88 Encounter for antenatal screening for fetal macrosomia M POA

AHA: Q4 2017

Screening for large-for-dates

Z36.89 Encounter for other specified antenatal screening M POA

AHA: Q4 2017

Z36.8A Encounter for antenatal screening for other genetic defects M POA

AHA: Q4 2017

Z36.9 Encounter for antenatal screening, unspecified M POA

AHA: Q4 2017

4th Z3A Weeks of gestation

See Official Guidelines, "Encounters for Obstetrical and Reproductive Services" I.C.21.c.11

NOTES Codes from category Z3A are for use, only on the maternal record, to indicate the weeks of gestation of the pregnancy, if known.

Code first obstetric condition or encounter for delivery (O09-O60, O80-O82, O94-O9A)

5th Z3A.0 Weeks of gestation of pregnancy, unspecified or less than 10 weeks

- Z3A.00 Weeks of gestation of pregnancy not specified M POA PDxIn
- Z3A.01 Less than 8 weeks gestation of pregnancy 1st M POA PDxIn
- Z3A.08 8 weeks gestation of pregnancy 1st M POA PDxIn
- Z3A.09 9 weeks gestation of pregnancy 1st M POA PDxIn

5th Z3A.1 Weeks of gestation of pregnancy, weeks 10-19

- Z3A.10 10 weeks gestation of pregnancy 1st M POA PDxIn
- Z3A.11 11 weeks gestation of pregnancy 1st M POA PDxIn
- Z3A.12 12 weeks gestation of pregnancy 1st M POA PDxIn
- Z3A.13 13 weeks gestation of pregnancy 1st M POA PDxIn
- Z3A.14 14 weeks gestation of pregnancy 2nd M POA PDxIn
- Z3A.15 15 weeks gestation of pregnancy 2nd M POA PDxIn
- Z3A.16 16 weeks gestation of pregnancy 2nd M POA PDxIn

  AHA: Q4 2016

- Z3A.17 17 weeks gestation of pregnancy 2nd M POA PDxIn
- Z3A.18 18 weeks gestation of pregnancy 2nd M POA PDxIn
- Z3A.19 19 weeks gestation of pregnancy 2nd M POA PDxIn

5th Z3A.2 Weeks of gestation of pregnancy, weeks 20-29

Z3A.20 20 weeks gestation of pregnancy 2nd M POA PDxIn

AHA: Q4 2016

Z3A.21 21 weeks gestation of pregnancy 2nd M POA PDxIn

Z3A.22 22 weeks gestation of pregnancy 2nd M POA PDxIn

AHA: Q4 2016

Z3A.23 23 weeks gestation of pregnancy 2nd M POA PDxIn

Z3A.24 24 weeks gestation of pregnancy 2nd M POA PDxIn

Z3A.25 25 weeks gestation of pregnancy 2nd M POA PDxIn

Z3A.26 26 weeks gestation of pregnancy 2nd M POA PDxIn

Z3A.27 27 weeks gestation of pregnancy 2nd M POA PDxIn

Z3A.28 28 weeks gestation of pregnancy 3rd M POA PDxIn

Z3A.29 29 weeks gestation of pregnancy 3rd M POA PDxIn

5th Z3A.3 Weeks of gestation of pregnancy, weeks 30-39

Z3A.30 30 weeks gestation of pregnancy 3rd M POA PDxIn

Z3A.31 31 weeks gestation of pregnancy 3rd M POA PDxIn

Z3A.32 32 weeks gestation of pregnancy 3rd M POA PDxIn

AHA: Q4 2016

Z3A.33 33 weeks gestation of pregnancy 3rd M POA PDxIn

Z3A.34 34 weeks gestation of pregnancy 3rd M POA PDxIn

Z3A.35 35 weeks gestation of pregnancy 3rd M POA PDxIn

Z3A.36 36 weeks gestation of pregnancy 3rd M POA PDxIn

Z3A.37 37 weeks gestation of pregnancy 3rd M POA PDxIn

Z3A.38 38 weeks gestation of pregnancy 3rd M POA PDxIn

AHA: Q2 2016

Z3A.39 39 weeks gestation of pregnancy 3rd M POA PDxIn

5th Z3A.4 Weeks of gestation of pregnancy, weeks 40 or greater

Z3A.40 40 weeks gestation of pregnancy 3rd M POA PDxIn

Z3A.41 41 weeks gestation of pregnancy 3rd M POA PDxIn

Z3A.42 42 weeks gestation of pregnancy 3rd M POA PDxIn

Z3A.49 Greater than 42 weeks gestation of pregnancy 3rd M POA PDxIn

4th **Z37 Outcome of delivery**

See Official Guidelines, "Outcome of delivery" I.C.15.b.5, "Abortion with Liveborn Fetus" I.C.15.q.1, "Encounters for Obstetrical and Reproductive Services" I.C.21.c.11

This category is intended for use as an additional code to identify the outcome of delivery on the mother's record. It is not for use on the newborn record.

EXCLUDES1 *stillbirth (P95)*

Z37.0 **Single live birth** M POA PDxIn

See Official Guidelines, "Outcome of delivery for O80" I.C.15.n.3

AHA: Q3 2024, Q2 2016

Z37.1 **Single stillbirth** M POA PDxIn

Z37.2 **Twins, both liveborn** M POA PDxIn

Z37.3 **Twins, one liveborn and one stillborn** M POA PDxIn

Z37.4 **Twins, both stillborn** M POA PDxIn

5th Z37.5 **Other multiple births, all liveborn**

Z37.50 **Multiple births, unspecified, all liveborn** M POA PDxIn

Z37.51 **Triplets, all liveborn** M POA PDxIn

Z37.52 **Quadruplets, all liveborn** M POA PDxIn

Z37.53 **Quintuplets, all liveborn** M POA PDxIn

Z37.54 **Sextuplets, all liveborn** M POA PDxIn

Z37.59 **Other multiple births, all liveborn** M POA PDxIn

5th Z37.6 **Other multiple births, some liveborn**

Z37.60 **Multiple births, unspecified, some liveborn** M POA PDxIn

Z37.61 **Triplets, some liveborn** M POA PDxIn

Z37.62 **Quadruplets, some liveborn** M POA PDxIn

Z37.63 **Quintuplets, some liveborn** M POA PDxIn

Z37.64 **Sextuplets, some liveborn** M POA PDxIn

Z37.69 **Other multiple births, some liveborn** M POA PDxIn

Z37.7 **Other multiple births, all stillborn** M POA PDxIn

Z37.9 **Outcome of delivery, unspecified** M POA PDxIn

Multiple birth NOS

Single birth NOS

4th Z38 Liveborn infants according to place of birth and type of delivery

See Official Guidelines, "Principal Diagnosis for Birth Record" I.C.16.a.2, "Observation and Evaluation of Newborns for Suspected Conditions not Found" I.C.16.b, "Congenital Malformations, Deformation, and Chromosomal Abnormalities" I.C.17, "Observation" I.C.21.c.6, "Newborns and Infants" I.C.21.c.16, "Z Codes That May Only be Principal/First-listed Diagnosis" I.C.21.c.15, "COVID-19 Infection in Newborn" I.C.16.h

This category is for use as the principal code on the initial record of a newborn baby. It is to be used for the initial birth record only. It is not to be used on the mother's record.

5th Z38.0 Single liveborn infant, born in hospital

Single liveborn infant, born in birthing center or other health care facility

Z38.00 Single liveborn infant, delivered vaginally N POA Z-1

AHA: Q4 2020, Q4 2018, Q2 2017, Q4 2016

Z38.01 Single liveborn infant, delivered by cesarean N POA Z-1

AHA: Q2 2017, Q3 2016

Z38.1 Single liveborn infant, born outside hospital N POA Z-1

Z38.2 Single liveborn infant, unspecified as to place of birth N POA Z-1

Single liveborn infant NOS

5th Z38.3 Twin liveborn infant, born in hospital

Z38.30 Twin liveborn infant, delivered vaginally N POA Z-1

Z38.31 Twin liveborn infant, delivered by cesarean N POA Z-1

Z38.4 Twin liveborn infant, born outside hospital N POA Z-1

Z38.5 Twin liveborn infant, unspecified as to place of birth N POA Z-1

5th Z38.6 Other multiple liveborn infant, born in hospital

Z38.61 Triplet liveborn infant, delivered vaginally N POA Z-1

Z38.62 Triplet liveborn infant, delivered by cesarean N POA Z-1

Z38.63 Quadruplet liveborn infant, delivered vaginally N POA Z-1

Z38.64 Quadruplet liveborn infant, delivered by cesarean N POA Z-1

Z38.65 Quintuplet liveborn infant, delivered vaginally N POA Z-1

Z38.66 Quintuplet liveborn infant, delivered by cesarean N POA Z-1

Z38.68 Other multiple liveborn infant, delivered vaginally N POA Z-1

Z38.69 Other multiple liveborn infant, delivered by cesarean N POA Z-1

Z38.7 Other multiple liveborn infant, born outside hospital N POA Z-1

Z38.8 Other multiple liveborn infant, unspecified as to place of birth N POA Z-1

4th Z39 Encounter for maternal postpartum care and examination

See Official Guidelines, "Encounters for Obstetrical and Reproductive Services" I.C.21.c.11, "Z Codes That May Only be Principal/First-listed Diagnosis" I.C.21.c.15, "Follow-up" I.C.21.c.8

Z39.0 Encounter for care and examination of mother immediately after delivery M POA Z-1

See Official Guidelines, "Admission for routine postpartum care following delivery outside hospital" I.C.15.o.4

AHA: Q3 2021

Care and observation in uncomplicated cases when the delivery occurs outside a healthcare facility

EXCLUDES1 *care for postpartum complication- see Alphabetic index*

Z39.1 Encounter for care and examination of lactating mother M POA PDxIn Z-1

Encounter for supervision of lactation

EXCLUDES1 *disorders of lactation (O92.-)*

Z39.2 Encounter for routine postpartum follow-up M POA PDxIn Z-1

Encounters for other specific health care (Z40-Z53)

Categories Z40-Z53 are intended for use to indicate a reason for care. They may be used for patients who have already been treated for a disease or injury, but who are receiving aftercare or prophylactic care, or care to consolidate the treatment, or to deal with a residual state

EXCLUDES2 *follow-up examination for medical surveillance after treatment (Z08-Z09)*

4th Z40 **Encounter for prophylactic surgery**

See Official Guidelines, "Miscellaneous Z codes" I.C.21.c.13, "Z Codes That May Only be Principal/First-listed Diagnosis" I.C.21.c.15

EXCLUDES1 *organ donations (Z52.-)*

therapeutic organ removal-code to condition

5th Z40.0 **Encounter for prophylactic surgery for risk factors related to malignant neoplasms**

Admission for prophylactic organ removal

Use additional code to identify risk factor, ▶such as genetic susceptibility to malignant neoplasm Z15.-◀

Z40.00 **Encounter for prophylactic removal of unspecified organ** Z-1

Z40.01 **Encounter for prophylactic removal of breast** Z-1

Z40.02 **Encounter for prophylactic removal of ovary(s)** Z-1

AHA: Q4 2017

Z40.03 **Encounter for prophylactic removal of fallopian tube(s)** POA Z-1

AHA: Q4 2017

Z40.09 **Encounter for prophylactic removal of other organ** Z-1

5th Z40.8 **Encounter for other prophylactic surgery**

● Z40.81 **Encounter for prophylactic surgery for removal of ovary(s) for persons without known genetic/familial risk factors** POA Z-1

*Encounter for prophylactic oophorectomy for persons without known genetic/ familial risk factors

● Z40.82 **Encounter for prophylactic surgery for removal of fallopian tube(s) for persons without known genetic/familial risk factors** POA Z-1

*Encounter for prophylactic salpingectomy for persons without known genetic/familial risk factors

*Opportunistic salpingectomy

● Z40.89 **Encounter for other prophylactic surgery** POA PDxIn Z-1

Z40.9 **Encounter for prophylactic surgery, unspecified** PDxIn Z-1

4th Z41 Encounter for procedures for purposes other than remedying health state

See Official Guidelines, "Miscellaneous Z Codes" I.C.21.c.13

Z41.1 Encounter for cosmetic surgery POA

Encounter for cosmetic breast implant

Encounter for cosmetic procedure

EXCLUDES1 *encounter for plastic and reconstructive surgery following medical procedure or healed injury (Z42.-)*

encounter for post-mastectomy breast implantation (Z42.1)

Z41.2 Encounter for routine and ritual male circumcision POA

AHA: Q3 2018

Z41.3 Encounter for ear piercing POA PDxIn

Z41.8 Encounter for other procedures for purposes other than remedying health state POA

Z41.9 Encounter for procedure for purposes other than remedying health state, unspecified POA PDxIn

See Official Guidelines, "Nonspecific Z codes" I.C.21.c.14

AHA: Q4 2023

4th Z42 Encounter for plastic and reconstructive surgery following medical procedure or healed injury

See Official Guidelines, "Aftercare" I.C.21.c.7, "Z Codes That May Only be Principal/First-listed Diagnosis" I.C.21.c.15

EXCLUDES1 *encounter for cosmetic plastic surgery (Z41.1)*

encounter for plastic surgery for treatment of current injury - code to relevant injury

Z42.1 Encounter for breast reconstruction following mastectomy A POA Z-1

EXCLUDES1 *deformity and disproportion of reconstructed breast (N65.1-)*

Z42.8 Encounter for other plastic and reconstructive surgery following medical procedure or healed injury POA Z-1

AHA: Q1 2017

4th Z43 Encounter for attention to artificial openings

See Official Guidelines, "Aftercare" I.C.21.c.7

INCLUDES *closure of artificial openings*
passage of sounds or bougies through artificial openings
reforming artificial openings
removal of catheter from artificial openings
toilet or cleansing of artificial openings

EXCLUDES1 *complications of external stoma (J95.0-, K94.-, N99.5-)*

EXCLUDES2 *fitting and adjustment of prosthetic and other devices (Z44-Z46)*

Z43.0 Encounter for attention to tracheostomy POA HCC

Z43.1 Encounter for attention to gastrostomy CC POA HCC CC/MCC Exc

EXCLUDES2 *artificial opening status only, without need for care (Z93.-)*

Z43.2 Encounter for attention to ileostomy POA HCC

AHA: Q3 2016

Z43.3 Encounter for attention to colostomy POA HCC

Z43.4 Encounter for attention to other artificial openings of digestive tract POA HCC

Z43.5 Encounter for attention to cystostomy POA HCC

Z43.6 Encounter for attention to other artificial openings of urinary tract POA HCC

Encounter for attention to nephrostomy
Encounter for attention to ureterostomy
Encounter for attention to urethrostomy

Z43.7 Encounter for attention to artificial vagina POA

Z43.8 Encounter for attention to other artificial openings POA HCC

Z43.9 Encounter for attention to unspecified artificial opening POA HCC PDxIn

4th Z44 Encounter for fitting and adjustment of external prosthetic device

See Official Guidelines, "Aftercare" I.C.21.c.7

INCLUDES *removal or replacement of external prosthetic device*

EXCLUDES1 *malfunction or other complications of device - see Alphabetical Index*

presence of prosthetic device (Z97.-)

5th Z44.0 Encounter for fitting and adjustment of artificial arm

6th Z44.00 Encounter for fitting and adjustment of unspecified artificial arm

Z44.001 Encounter for fitting and adjustment of unspecified right artificial arm POA

Z44.002 Encounter for fitting and adjustment of unspecified left artificial arm POA

Z44.009 Encounter for fitting and adjustment of unspecified artificial arm, unspecified arm POA

6th Z44.01 Encounter for fitting and adjustment of complete artificial arm

Z44.011 Encounter for fitting and adjustment of complete right artificial arm POA

Z44.012 Encounter for fitting and adjustment of complete left artificial arm POA

Z44.019 Encounter for fitting and adjustment of complete artificial arm, unspecified arm POA

6th Z44.02 Encounter for fitting and adjustment of partial artificial arm

Z44.021 Encounter for fitting and adjustment of partial artificial right arm POA

Z44.022 Encounter for fitting and adjustment of partial artificial left arm POA

Z44.029 Encounter for fitting and adjustment of partial artificial arm, unspecified arm POA

5th Z44.1 Encounter for fitting and adjustment of artificial leg

6th Z44.10 Encounter for fitting and adjustment of unspecified artificial leg

Z44.101 Encounter for fitting and adjustment of unspecified right artificial leg POA HCC

Z44.102 Encounter for fitting and adjustment of unspecified left artificial leg POA HCC

Z44.109 Encounter for fitting and adjustment of unspecified artificial leg, unspecified leg POA HCC

6th Z44.11 Encounter for fitting and adjustment of complete artificial leg

Z44.111 Encounter for fitting and adjustment of complete right artificial leg POA HCC

Z44.112 Encounter for fitting and adjustment of complete left artificial leg POA HCC

Z44.119 Encounter for fitting and adjustment of complete artificial leg, unspecified leg POA HCC

6th Z44.12 Encounter for fitting and adjustment of partial artificial leg

Z44.121 Encounter for fitting and adjustment of partial artificial right leg POA HCC

Z44.122 Encounter for fitting and adjustment of partial artificial left leg POA HCC

Z44.129 Encounter for fitting and adjustment of partial artificial leg, unspecified leg POA HCC

5th Z44.2 Encounter for fitting and adjustment of artificial eye

EXCLUDES1 *mechanical complication of ocular prosthesis (T85.3)*

Z44.20 Encounter for fitting and adjustment of artificial eye, unspecified POA

Z44.21 Encounter for fitting and adjustment of artificial right eye POA

Z44.22 Encounter for fitting and adjustment of artificial left eye POA

5th Z44.3 Encounter for fitting and adjustment of external breast prosthesis

EXCLUDES1 *complications of breast implant (T85.4-)*

encounter for adjustment or removal of breast implant (Z45.81-)

encounter for initial breast implant insertion for cosmetic breast augmentation (Z41.1)

encounter for breast reconstruction following mastectomy (Z42.1)

Z44.30 Encounter for fitting and adjustment of external breast prosthesis, unspecified breast POA

Z44.31 Encounter for fitting and adjustment of external right breast prosthesis POA

Z44.32 Encounter for fitting and adjustment of external left breast prosthesis POA

Z44.8 Encounter for fitting and adjustment of other external prosthetic devices POA

Z44.9 Encounter for fitting and adjustment of unspecified external prosthetic device POA PDxIn

4th Z45 **Encounter for adjustment and management of implanted device**

See Official Guidelines, "Aftercare" I.C.21.c.7

INCLUDES *removal or replacement of implanted device*

EXCLUDES1 *malfunction or other complications of device - see Alphabetical Index*

EXCLUDES2 *encounter for fitting and adjustment of non-implanted device (Z46.-)*

5th Z45.0 **Encounter for adjustment and management of cardiac device**

6th Z45.01 **Encounter for adjustment and management of cardiac pacemaker**

Encounter for adjustment and management of cardiac resynchronization therapy pacemaker (CRT-P)

EXCLUDES1 *encounter for adjustment and management of automatic implantable cardiac defibrillator with synchronous cardiac pacemaker (Z45.02)*

Z45.010 **Encounter for checking and testing of cardiac pacemaker pulse generator [battery]** POA ?

Encounter for replacing cardiac pacemaker pulse generator [battery]

Z45.018 **Encounter for adjustment and management of other part of cardiac pacemaker** POA ?

EXCLUDES1 *presence of other part of cardiac pacemaker (Z95.0)*

EXCLUDES2 *presence of prosthetic and other devices (Z95.1-Z95.5, Z95.811-Z97)*

Z45.02 **Encounter for adjustment and management of automatic implantable cardiac defibrillator** POA ?

AHA: Q1 2024

Encounter for adjustment and management of automatic implantable cardiac defibrillator with synchronous cardiac pacemaker

Encounter for adjustment and management of cardiac resynchronization therapy defibrillator (CRT-D)

Z45.09 **Encounter for adjustment and management of other cardiac device** POA ?

Z45.1 **Encounter for adjustment and management of infusion pump** POA

Z45.2 **Encounter for adjustment and management of vascular access device** POA

AHA: Q2 2020, Q3 2018

Encounter for adjustment and management of vascular catheters

EXCLUDES1 *encounter for adjustment and management of renal dialysis catheter (Z49.01)*

5th Z45.3 Encounter for adjustment and management of implanted devices of the special senses

Z45.31 Encounter for adjustment and management of implanted visual substitution device POA

6th Z45.32 Encounter for adjustment and management of implanted hearing device

EXCLUDES1 *Encounter for fitting and adjustment of hearing aid (Z46.1)*

Z45.320 Encounter for adjustment and management of bone conduction device POA

Z45.321 Encounter for adjustment and management of cochlear device POA

Z45.328 Encounter for adjustment and management of other implanted hearing device POA

5th Z45.4 Encounter for adjustment and management of implanted nervous system device

Z45.41 Encounter for adjustment and management of cerebrospinal fluid drainage device POA

Encounter for adjustment and management of cerebral ventricular (communicating) shunt

Z45.42 Encounter for adjustment and management of neurostimulator POA

Encounter for adjustment and management of brain neurostimulator

Encounter for adjustment and management of gastric neurostimulator

Encounter for adjustment and management of peripheral nerve neurostimulator

Encounter for adjustment and management of sacral nerve neurostimulator

Encounter for adjustment and management of spinal cord neurostimulator

Encounter for adjustment and management of vagus nerve neurostimulator

Z45.49 Encounter for adjustment and management of other implanted nervous system device POA

5th Z45.8 Encounter for adjustment and management of other implanted devices

6th Z45.81 Encounter for adjustment or removal of breast implant

Encounter for elective implant exchange (different material) (different size)

Encounter for removal of tissue expander with or without synchronous insertion of permanent implant

EXCLUDES1 *complications of breast implant (T85.4-)*

encounter for initial breast implant insertion for cosmetic breast augmentation (Z41.1)

encounter for breast reconstruction following mastectomy (Z42.1)

Z45.811 Encounter for adjustment or removal of right breast implant POA

Z45.812 Encounter for adjustment or removal of left breast implant POA

Z45.819 Encounter for adjustment or removal of unspecified breast implant POA

Z45.82 Encounter for adjustment or removal of myringotomy device (stent) (tube) POA PDxIn

Z45.89 Encounter for adjustment and management of other implanted devices POA PDxIn

Z45.9 Encounter for adjustment and management of unspecified implanted device POA PDxIn

4th **Z46 Encounter for fitting and adjustment of other devices**

See Official Guidelines, "Aftercare" I.C.21.c.7

INCLUDES *removal or replacement of other device*

EXCLUDES1 *malfunction or other complications of device - see Alphabetical Index*

EXCLUDES2 *encounter for fitting and management of implanted devices (Z45.-)*

issue of repeat prescription only (Z76.0)

presence of prosthetic and other devices (Z95-Z97)

Z46.0 Encounter for fitting and adjustment of spectacles and contact lenses POA PDxIn

Z46.1 Encounter for fitting and adjustment of hearing aid POA PDxIn

EXCLUDES1 *encounter for adjustment and management of implanted hearing device (Z45.32-)*

Z46.2 Encounter for fitting and adjustment of other devices related to nervous system and special senses POA

EXCLUDES2 *encounter for adjustment and management of implanted nervous system device (Z45.4-)*

encounter for adjustment and management of implanted visual substitution device (Z45.31)

Z46.3 Encounter for fitting and adjustment of dental prosthetic device POA

Encounter for fitting and adjustment of dentures

Z46.4 Encounter for fitting and adjustment of orthodontic device POA PDxIn

5th **Z46.5 Encounter for fitting and adjustment of other gastrointestinal appliance and device**

EXCLUDES1 *encounter for attention to artificial openings of digestive tract (Z43.1-Z43.4)*

Z46.51 Encounter for fitting and adjustment of gastric lap band POA PDxIn

Z46.59 Encounter for fitting and adjustment of other gastrointestinal appliance and device POA PDxIn

Z46.6 Encounter for fitting and adjustment of urinary device POA PDxIn

EXCLUDES2 *attention to artificial openings of urinary tract (Z43.5, Z43.6)*

5th **Z46.8 Encounter for fitting and adjustment of other specified devices**

Z46.81 Encounter for fitting and adjustment of insulin pump POA PDxIn

Encounter for insulin pump instruction and training

Encounter for insulin pump titration

Z46.82 Encounter for fitting and adjustment of non-vascular catheter POA

Z46.89 Encounter for fitting and adjustment of other specified devices POA PDxIn

Encounter for fitting and adjustment of wheelchair

Z46.9 Encounter for fitting and adjustment of unspecified device POA PDxIn

4th Z47 Orthopedic aftercare

See Official Guidelines, "Aftercare" I.C.21.c.7

EXCLUDES1 *aftercare for healing fracture-code to fracture with 7th character D*

Z47.1 Aftercare following joint replacement surgery POA

See Official Guidelines, "Admissions/Encounters for Rehabilitation" II.K

AHA: Q1 2020, Q4 2017

Use additional code to identify the joint (Z96.6-)

Z47.2 Encounter for removal of internal fixation device POA

EXCLUDES1 *encounter for adjustment of internal fixation device for fracture treatment- code to fracture with appropriate 7th character*

encounter for removal of external fixation device- code to fracture with 7th character D

infection or inflammatory reaction to internal fixation device (T84.6-)

mechanical complication of internal fixation device (T84.1-)

5th Z47.3 Aftercare following explantation of joint prosthesis

Aftercare following explantation of joint prosthesis, staged procedure

Encounter for joint prosthesis insertion following prior explantation of joint prosthesis

Z47.31 Aftercare following explantation of shoulder joint prosthesis POA

EXCLUDES1 *acquired absence of shoulder joint following prior explantation of shoulder joint prosthesis (Z89.23-)*

shoulder joint prosthesis explantation status (Z89.23-)

Z47.32 Aftercare following explantation of hip joint prosthesis POA

AHA: Q1 2015

EXCLUDES1 *acquired absence of hip joint following prior explantation of hip joint prosthesis (Z89.62-)*

hip joint prosthesis explantation status (Z89.62-)

Z47.33 Aftercare following explantation of knee joint prosthesis POA

EXCLUDES1 *acquired absence of knee joint following prior explantation of knee prosthesis (Z89.52-)*

knee joint prosthesis explantation status (Z89.52-)

5th Z47.8 Encounter for other orthopedic aftercare

Z47.81 Encounter for orthopedic aftercare following surgical amputation POA

Use additional code to identify the limb amputated (Z89.-)

Z47.82 Encounter for orthopedic aftercare following scoliosis surgery POA

Z47.89 Encounter for other orthopedic aftercare POA

AHA: Q1 2015

4th Z48 Encounter for other postprocedural aftercare

See Official Guidelines, "Aftercare" I.C.21.c.7

EXCLUDES1 *encounter for follow-up examination after completed treatment (Z08-Z09)*

encounter for aftercare following injury - code to Injury, by site, with appropriate 7th character for subsequent encounter

EXCLUDES2 *encounter for attention to artificial openings (Z43.-)*

encounter for fitting and adjustment of prosthetic and other devices (Z44-Z46)

5th Z48.0 Encounter for attention to dressings, sutures and drains

EXCLUDES1 *encounter for planned postprocedural wound closure (Z48.1)*

Z48.00 Encounter for change or removal of nonsurgical wound dressing POA PDxIn

Encounter for change or removal of wound dressing NOS

Z48.01 Encounter for change or removal of surgical wound dressing POA PDxIn

AHA: Q2 2019, Q4 2015

Z48.02 Encounter for removal of sutures POA PDxIn

AHA: Q1 2015

Encounter for removal of staples

Z48.03 Encounter for change or removal of drains POA

Z48.1 Encounter for planned postprocedural wound closure POA

EXCLUDES1 *encounter for attention to dressings and sutures (Z48.0-)*

5th Z48.2 Encounter for aftercare following organ transplant

Z48.21 Encounter for aftercare following heart transplant CC POA HCC RxHCC CC/MCC Exc

Z48.22 Encounter for aftercare following kidney transplant CC POA RxHCC CC/MCC Exc

Z48.23 Encounter for aftercare following liver transplant CC POA HCC RxHCC CC/MCC Exc

Z48.24 Encounter for aftercare following lung transplant CC POA HCC RxHCC CC/MCC Exc

6th Z48.28 Encounter for aftercare following multiple organ transplant

Z48.280 Encounter for aftercare following heart-lung transplant CC POA HCC RxHCC CC/MCC Exc

Z48.288 Encounter for aftercare following multiple organ transplant POA

6th Z48.29 Encounter for aftercare following other organ transplant

Z48.290 Encounter for aftercare following bone marrow transplant CC POA HCC RxHCC CC/MCC Exc

Z48.298 Encounter for aftercare following other organ transplant POA

Z48.3 Aftercare following surgery for neoplasm POA

Use additional code to identify the neoplasm

5th Z48.8 Encounter for other specified postprocedural aftercare

6th Z48.81 Encounter for surgical aftercare following surgery on specified body systems

These codes identify the body system requiring aftercare. They are for use in conjunction with other aftercare codes to fully explain the aftercare encounter. The condition treated should also be coded if still present.

EXCLUDES1 *aftercare for injury- code the injury with 7th character D*

aftercare following surgery for neoplasm (Z48.3)

EXCLUDES2 *aftercare following organ transplant (Z48.2-)*

orthopedic aftercare (Z47.-)

Z48.810 Encounter for surgical aftercare following surgery on the sense organs POA

Z48.811 Encounter for surgical aftercare following surgery on the nervous system POA

EXCLUDES2 *encounter for surgical aftercare following surgery on the sense organs (Z48.810)*

Z48.812 Encounter for surgical aftercare following surgery on the circulatory system POA

See Official Guidelines, "Aftercare" I.C.21.c.7

Z48.813 Encounter for surgical aftercare following surgery on the respiratory system POA

AHA: Q2 2019

Z48.814 Encounter for surgical aftercare following surgery on the teeth or oral cavity POA

Z48.815 Encounter for surgical aftercare following surgery on the digestive system POA

AHA: Q4 2015

Z48.816 Encounter for surgical aftercare following surgery on the genitourinary system POA

EXCLUDES1 *encounter for aftercare following sterilization reversal (Z31.42)*

Z48.817 Encounter for surgical aftercare following surgery on the skin and subcutaneous tissue POA

AHA: Q1 2015

Z48.89 Encounter for other specified surgical aftercare POA

4th Z49 Encounter for care involving renal dialysis

See Official Guidelines, "Aftercare" I.C.21.c.7

Code also associated end stage renal disease (N18.6)

5th Z49.0 Preparatory care for renal dialysis

Encounter for dialysis instruction and training

Z49.01 Encounter for fitting and adjustment of extracorporeal dialysis catheter POA RxHCC PDxIn

Removal or replacement of renal dialysis catheter

Toilet or cleansing of renal dialysis catheter

Z49.02 Encounter for fitting and adjustment of peritoneal dialysis catheter POA RxHCC PDxIn

5th Z49.3 Encounter for adequacy testing for dialysis

Z49.31 Encounter for adequacy testing for hemodialysis POA RxHCC PDxIn

Z49.32 Encounter for adequacy testing for peritoneal dialysis POA RxHCC PDxIn

Encounter for peritoneal equilibration test

4th Z51 Encounter for other aftercare and medical care

See Official Guidelines, "Aftercare" I.C.21.c.7, "Admission/Encounter for treatment of primary site" I.C.2.a

Code also condition requiring care

EXCLUDES1 *follow-up examination after treatment (Z08-Z09)*

Z51.0 Encounter for antineoplastic radiation therapy POA CC/MCC Exc

See Official Guidelines, "Patient admission/encounter solely for administration of chemotherapy, immunotherapy and radiation therapy" I.C.2.e.2, "Patient admitted for radiation therapy, chemotherapy or immunotherapy and develops complications" I.C.2.e.3, "Z Codes That May Only be Principal/First-listed Diagnosis" I.C.21.c.15, "Aftercare" I.C.21.c.7

AHA: Q1 2024, Q4 2023, Q4 2019, Q4 2017

5th Z51.1 Encounter for antineoplastic chemotherapy and immunotherapy

See Official Guidelines, "Patient admission/encounter solely for administration of chemotherapy, immunotherapy and radiation therapy" I.C.2.e.2, "Patient admitted for radiation therapy, chemotherapy or immunotherapy and develops complications" I.C.2.e.3, "Z Codes That May Only be Principal/First-listed Diagnosis" I.C.21.c.15, "Aftercare" I.C.21.c.7

EXCLUDES2 *encounter for chemotherapy and immunotherapy for nonneoplastic condition - code to condition*

Z51.11 Encounter for antineoplastic chemotherapy POA Z-1

AHA: Q2 2025, Q4 2023, Q1 2022, Q4 2017, Q3 2015

Z51.12 Encounter for antineoplastic immunotherapy POA Z-1

AHA: Q1 2024, Q4 2023, Q4 2017

Z51.5 Encounter for palliative care POA

AHA: Q1 2022, Q4 2020, Q1 2017

Z51.6 Encounter for desensitization to allergens POA PDxIn

AHA: Q2 2025, Q4 2016

5th Z51.8 Encounter for other specified aftercare

EXCLUDES1 *holiday relief care (Z75.5)*

Z51.81 Encounter for therapeutic drug level monitoring POA

Code also any long-term (current) drug therapy (Z79.-)

EXCLUDES1 *encounter for blood-drug test for administrative or medicolegal reasons (Z02.83)*

Z51.89 Encounter for other specified aftercare POA PDxIn

Z51.A Encounter for sepsis aftercare POA

4th Z52 Donors of organs and tissues

See Official Guidelines, "Donor" I.C.21.c.9, "Z Codes That May Only be Principal/First-listed Diagnosis" I.C.21.c.15

INCLUDES *autologous and other living donors*

EXCLUDES1 *cadaveric donor - omit code*

examination of potential donor (Z00.5)

5th Z52.0 Blood donor

6th Z52.00 Unspecified blood donor

Z52.000 Unspecified donor, whole blood POA PDxIn Z-1

Z52.001 Unspecified donor, stem cells POA PDxIn Z-1

Z52.008 Unspecified donor, other blood POA PDxIn Z-1

6th Z52.01 Autologous blood donor

Z52.010 Autologous donor, whole blood POA PDxIn Z-1

Z52.011 Autologous donor, stem cells POA PDxIn Z-1

Z52.018 Autologous donor, other blood POA PDxIn Z-1

6th Z52.09 Other blood donor

Volunteer donor

Z52.090 Other blood donor, whole blood POA PDxIn Z-1

Z52.091 Other blood donor, stem cells POA PDxIn Z-1

Z52.098 Other blood donor, other blood POA PDxIn Z-1

5th Z52.1 Skin donor

Z52.10 Skin donor, unspecified POA Z-1

Z52.11 Skin donor, autologous POA Z-1

Z52.19 Skin donor, other POA Z-1

5th Z52.2 Bone donor

- Z52.20 Bone donor, unspecified POA Z-1
- Z52.21 Bone donor, autologous POA Z-1
- Z52.29 Bone donor, other POA Z-1

Z52.3 Bone marrow donor POA Z-1

Z52.4 Kidney donor POA Z-1

Z52.5 Cornea donor POA Z-1

Z52.6 Liver donor POA Z-1

5th Z52.8 Donor of other specified organs or tissues

6th Z52.81 Egg (Oocyte) donor

- Z52.810 Egg (Oocyte) donor under age 35, anonymous recipient POA PDxIn Z-1
  - Egg donor under age 35 NOS
- Z52.811 Egg (Oocyte) donor under age 35, designated recipient POA PDxIn Z-1
- Z52.812 Egg (Oocyte) donor age 35 and over, anonymous recipient POA PDxIn Z-1
  - Egg donor age 35 and over NOS
- Z52.813 Egg (Oocyte) donor age 35 and over, designated recipient POA PDxIn Z-1
- Z52.819 Egg (Oocyte) donor, unspecified POA PDxIn Z-1

Z52.89 Donor of other specified organs or tissues POA Z-1

Z52.9 Donor of unspecified organ or tissue POA

See Official Guidelines, "Nonspecific Z Codes" I.C.21.c.14

Donor NOS

4th Z53 Persons encountering health services for specific procedures and treatment, not carried out

See Official Guidelines, "Miscellaneous Z Codes" I.C.21.c.13

5th Z53.0 Procedure and treatment not carried out because of contraindication

Z53.01 Procedure and treatment not carried out due to patient smoking PDxIn

Z53.09 Procedure and treatment not carried out because of other contraindication PDxIn

Z53.1 Procedure and treatment not carried out because of patient's decision for reasons of belief and group pressure PDxIn

5th Z53.2 Procedure and treatment not carried out because of patient's decision for other and unspecified reasons

Z53.20 Procedure and treatment not carried out because of patient's decision for unspecified reasons PDxIn

Z53.21 Procedure and treatment not carried out due to patient leaving prior to being seen by health care provider PDxIn

Z53.29 Procedure and treatment not carried out because of patient's decision for other reasons PDxIn

5th Z53.3 Procedure converted to open procedure

Z53.31 Laparoscopic surgical procedure converted to open procedure POA PDxIn

AHA: Q4 2016

Z53.32 Thoracoscopic surgical procedure converted to open procedure POA PDxIn

AHA: Q4 2016

Z53.33 Arthroscopic surgical procedure converted to open procedure POA PDxIn

AHA: Q4 2016

Z53.39 Other specified procedure converted to open procedure POA PDxIn

AHA: Q4 2016

Z53.8 Procedure and treatment not carried out for other reasons PDxIn

Z53.9 Procedure and treatment not carried out, unspecified reason PDxIn

Persons with potential health hazards related to socioeconomic and psychosocial circumstances (Z55-Z65)

See Official Guidelines "Documentation by Clinicians Other than the Patient's Provider" I.B.14, "Social Determinants of Health" I.C.21.c.17

4th Z55 **Problems related to education and literacy**

See Official Guidelines, "Miscellaneous Z Codes" I.C.21.c.1, "Social Determinants of Health" I.C.21.c.17

EXCLUDES1 *disorders of psychological development (F80-F89)*

Z55.0 **Illiteracy and low-level literacy** POA PDxIn

AHA: Q4 2019, Q1 2018, Q4 2018

Z55.1 **Schooling unavailable and unattainable** POA PDxIn

AHA: Q4 2019, Q1 2018, Q4 2018

Z55.2 **Failed school examinations** POA PDxIn

AHA: Q4 2019, Q1 2018, Q4 2018

Z55.3 **Underachievement in school** POA PDxIn

AHA: Q4 2019, Q1 2018, Q4 2018

Z55.4 **Educational maladjustment and discord with teachers and classmates** POA PDxIn

AHA: Q4 2019, Q1 2018, Q4 2018

Z55.5 **Less than a high school diploma** POA PDxIn

No general equivalence degree (GED)

Z55.6 **Problems related to health literacy** POA PDxIn

AHA: Q1 2023

Difficulty understanding health related information

Difficulty understanding medication instructions

Problem completing medical forms

Z55.8 **Other problems related to education and literacy** POA PDxIn

AHA: Q4 2019, Q1 2018, Q4 2018

Problems related to inadequate teaching

Z55.9 **Problems related to education and literacy, unspecified** POA PDxIn

AHA: Q4 2019, Q1 2018, Q4 2018

Academic problems NOS

4th Z56 Problems related to employment and unemployment

See Official Guidelines, "Miscellaneous Z Codes" I.C.21.c.13, "Social Determinants of Health" I.C.21.c.17

EXCLUDES2 *occupational exposure to risk factors (Z57.-)*

problems related to housing and economic circumstances (Z59.-)

Z56.0 Unemployment, unspecified POA PDxIn

AHA: Q4 2019, Q1 2018, Q4 2018

Z56.1 Change of job A POA PDxIn

AHA: Q4 2019, Q1 2018, Q4 2018

Z56.2 Threat of job loss POA PDxIn

AHA: Q4 2019, Q1 2018, Q4 2018

Z56.3 Stressful work schedule POA PDxIn

AHA: Q4 2019, Q1 2018, Q4 2018

Z56.4 Discord with boss and workmates POA PDxIn

AHA: Q4 2019, Q1 2018, Q4 2018

Z56.5 Uncongenial work environment POA PDxIn

AHA: Q4 2019, Q1 2018, Q4 2018

Difficult conditions at work

Z56.6 Other physical and mental strain related to work POA PDxIn

AHA: Q4 2019, Q1 2018, Q4 2018

*Workplace stress

5th Z56.8 Other problems related to employment

Z56.81 Sexual harassment on the job POA PDxIn

AHA: Q4 2019, Q1 2018, Q4 2018

Z56.82 Military deployment status POA PDxIn

AHA: Q4 2019, Q1 2018, Q4 2018

Individual (civilian or military) currently deployed in theater or in support of military war, peacekeeping and humanitarian operations

Z56.89 Other problems related to employment POA PDxIn

AHA: Q4 2019, Q1 2018, Q4 2018

*Furloughed

*Underemployed

Z56.9 Unspecified problems related to employment POA PDxIn

AHA: Q4 2019, Q1 2018, Q4 2018

Occupational problems NOS

4th Z57 Occupational exposure to risk factors

See Official Guidelines, "Miscellaneous Z Codes" I.C.21.c.13

Z57.0 Occupational exposure to noise POA PDxIn

AHA: Q1 2018, Q4 2018

Z57.1 Occupational exposure to radiation POA PDxIn

AHA: Q1 2018, Q4 2018

Z57.2 Occupational exposure to dust POA PDxIn

AHA: Q1 2018, Q4 2018

5th Z57.3 Occupational exposure to other air contaminants

Z57.31 Occupational exposure to environmental tobacco smoke POA PDxIn

AHA: Q1 2018, Q4 2018

EXCLUDES2 *exposure to environmental tobacco smoke (Z77.22)*

Z57.39 Occupational exposure to other air contaminants POA PDxIn

AHA: Q1 2018, Q4 2018

Z57.4 Occupational exposure to toxic agents in agriculture POA PDxIn

AHA: Q1 2018, Q4 2018

Occupational exposure to solids, liquids, gases or vapors in agriculture

Z57.5 Occupational exposure to toxic agents in other industries POA PDxIn

AHA: Q1 2018, Q4 2018

Occupational exposure to solids, liquids, gases or vapors in other industries

Z57.6 Occupational exposure to extreme temperature POA PDxIn

AHA: Q1 2018, Q4 2018

Z57.7 Occupational exposure to vibration POA PDxIn

AHA: Q1 2018, Q4 2018

Z57.8 Occupational exposure to other risk factors POA PDxIn

AHA: Q1 2018, Q4 2018

Z57.9 Occupational exposure to unspecified risk factor POA PDxIn

AHA: Q1 2018, Q4 2018

4th Z58 Problems related to physical environment

See Official Guidelines, "Social Determinants of Health" I.C.21.c.17

EXCLUDES2 *occupational exposure (Z57.-)*

Z58.6 Inadequate drinking-water supply POA PDxIn

Lack of safe drinking water

EXCLUDES2 *deprivation of water (T73.1)*

5th Z58.8 Other problems related to physical environment

Z58.81 Basic services unavailable in physical environment POA PDxIn

AHA: Q1 2023

Unable to obtain internet service, due to unavailability in geographic area

Unable to obtain telephone service, due to unavailability in geographic area

Unable to obtain utilities, due to inadequate physical environment

Z58.89 Other problems related to physical environment POA PDxIn

AHA: Q1 2023

4th Z59 Problems related to housing and economic circumstances

See Official Guidelines, "Miscellaneous Z Codes" I.C.21.c.13, "Social Determinants of Health" I.C.21.c.17

EXCLUDES2 *problems related to upbringing (Z62.-)*

5th Z59.0 Homelessness

See Official Guidelines, "Use of Z codes" I.B.19.d

Z59.00 Homelessness unspecified CC POA PDxIn

Z59.01 Sheltered homelessness CC POA PDxIn

Doubled up

Living in a shelter such as: motel, scattered site housing, temporary or transitional living situation

Z59.02 Unsheltered homelessness CC POA PDxIn

*Lives in a homeless encampment

Residing in place not meant for human habitation such as: abandoned buildings, cars, parks, sidewalk

Residing on the street

5th Z59.1 Inadequate housing

See Official Guidelines, "Use of Z codes" I.B.19.d

EXCLUDES2 *problems related to the natural and physical environment (Z77.1-)*

Z59.10 **Inadequate housing, unspecified** CC POA PDxIn

AHA: Q1 2023

Inadequate housing NOS

Z59.11 **Inadequate housing environmental temperature** CC POA PDxIn

AHA: Q1 2023

Lack of air conditioning

Lack of heating

Z59.12 **Inadequate housing utilities** CC POA PDxIn

AHA: Q1 2023

Lack of electricity services

Lack of gas services

Lack of oil services

Lack of water services

EXCLUDES2 *basic services unavailable in physical environment (Z58.81)*

**financial insecurity, difficulty paying for utilities (Z59.861)*

lack of adequate food (Z59.4-)

other problems related to housing and economic circumstances (Z59.8-)

Z59.19 **Other inadequate housing** CC POA PDxIn

AHA: Q1 2023

Pest infestation

*Poor housing weatherization

Restriction of space

Technical defects in home preventing adequate care

Unsatisfactory surroundings

Z59.2 **Discord with neighbors, lodgers and landlord** POA PDxIn

AHA: Q1 2018, Q4 2018

Z59.3 **Problems related to living in residential institution** POA PDxIn

AHA: Q1 2018, Q4 2018

Boarding-school resident

EXCLUDES1 *institutional upbringing (Z62.22)*

5th Z59.4 **Lack of adequate food**

EXCLUDES2 *deprivation of food (T73.0)*
effects of hunger (T73.0)
inappropriate diet or eating habits (Z72.4)
malnutrition (E40-E46)

Z59.41 **Food insecurity** POA PDxIn

AHA: Q1 2023

Z59.48 **Other specified lack of adequate food** POA PDxIn

Inadequate food
Lack of food

Z59.5 **Extreme poverty** POA PDxIn

See Official Guidelines, "Use of Z codes" I.B.19.d

AHA: Q1 2018, Q4 2018, Q4 2017

Z59.6 **Low income** POA PDxIn

AHA: Q1 2018, Q4 2018

5th Z59.7 **Insufficient social insurance and welfare support**

Insufficient social and welfare insurance

Z59.71 **Insufficient health insurance coverage** POA PDxIn

Inadequate social insurance
Insufficient social insurance
No health insurance coverage

Z59.72 **Insufficient welfare support** POA PDxIn

Inadequate welfare support

Z59.811 **Housing instability, housed, with risk of homelessness** CC POA PDxIn

Imminent risk of homelessness

Z59.812 **Housing instability, housed, homelessness in past 12 months** CC POA PDxIn

Z59.819 **Housing instability, housed unspecified** CC POA PDxIn

EXCLUDES2 *extreme poverty (Z59.5)*
financial insecurity ▶(Z59.86-)◀
low income (Z59.6)
material hardship due to limited financial resources, not elsewhere classified (Z59.87)

Z59.82 **Transportation insecurity** POA PDxIn

AHA: Q4 2022

Excessive transportation time
Inaccessible transportation
Inadequate transportation
Lack of transportation
Unaffordable transportation
Unreliable transportation
Unsafe transportation

EXCLUDES2 *unavailability and inaccessibility of healthcare facilities (Z75.3)*

6th Z59.86 Financial insecurity
Burdensome debt
Economic strain
Financial strain
Money problems
Running out of money
Unable to make ends meet
EXCLUDES2 *extreme poverty (Z59.5)*
low income (Z59.6)
material hardship, not elsewhere classified (Z59.87)

● Z59.861 Financial insecurity, difficulty paying for utilities POA PDxIn
*Difficulty paying for electricity
*Difficulty paying for heat
*Difficulty paying for oil
*Difficulty paying water bill
*Utility disconnect notice due to inability to pay
EXCLUDES2 **inadequate housing utilities (Z59.12)*

● Z59.868 Other specified financial insecurity POA PDxIn
*Bankruptcy

● Z59.869 Financial insecurity, unspecified POA PDxIn

Z59.87 Material hardship due to limited financial resources, not elsewhere classified POA PDxIn
AHA: Q4 2022
Material deprivation due to limited financial resources
Unable to obtain adequate childcare due to limited financial resources
Unable to obtain adequate clothing due to limited financial resources
Unable to obtain basic needs due to limited financial resources
EXCLUDES2 *extreme poverty (Z59.5)*
financial insecurity, not elsewhere classified ▶*(Z59.86-)*◀
low income (Z59.6)

Z59.89 Other problems related to housing and economic circumstances POA PDxIn
Foreclosure on loan
Isolated dwelling
Problems with creditors

Z59.9 Problem related to housing and economic circumstances, unspecified POA PDxIn
AHA: Q1 2018, Q4 2018

4th Z60 Problems related to social environment

See Official Guidelines, "Miscellaneous Z Codes" I.C.21.c.13, "Social Determinants of Health" I.C.21.c.17

Z60.0 Problems of adjustment to life-cycle transitions PDxIn

AHA: Q1 2018, Q4 2018

Empty nest syndrome

Phase of life problem

Problem with adjustment to retirement [pension]

Z60.2 Problems related to living alone PDxIn

AHA: Q1 2023, Q4 2022, Q1 2018, Q4 2018

Z60.3 Acculturation difficulty PDxIn

AHA: Q1 2018, Q4 2018

Problem with migration

Problem with social transplantation

Z60.4 Social exclusion and rejection PDxIn

AHA: Q1 2018, Q4 2018

Exclusion and rejection on the basis of personal characteristics, such as unusual physical appearance, illness or behavior.

Social isolation

EXCLUDES1 *target of adverse discrimination such as for racial or religious reasons (Z60.5)*

Z60.5 Target of (perceived) adverse discrimination and persecution PDxIn

AHA: Q1 2018, Q4 2018

EXCLUDES1 *social exclusion and rejection (Z60.4)*

Z60.8 Other problems related to social environment PDxIn

AHA: Q1 2018, Q4 2018

Inadequate social support

Lack of emotional support

Z60.9 Problem related to social environment, unspecified PDxIn

AHA: Q1 2018, Q4 2018

4th Z62 Problems related to upbringing

See Official Guidelines, "Miscellaneous Z Codes" I.C.21.c.13, "Social Determinants of Health" I.C.21.c.17

INCLUDES *current and past negative life events in childhood*

current and past problems of a child related to upbringing

EXCLUDES2 *maltreatment syndrome (T74.-)*

problems related to housing and economic circumstances (Z59.-)

Z62.0 Inadequate parental supervision and control POA PDxIn

AHA: Q1 2018, Q4 2018

Z62.1 Parental overprotection POA PDxIn

AHA: Q1 2018, Q4 2018

5th Z62.2 Upbringing away from parents

EXCLUDES1 *problems with boarding school (Z59.3)*

Z62.21 Child in welfare custody P POA PDxIn

AHA: Q1 2018, Q4 2018

Child in foster care

Child in welfare guardianship

Z62.22 Institutional upbringing POA PDxIn

AHA: Q1 2018, Q4 2018

Child living in group home

Child living in orphanage

Code also, if applicable, child in welfare custody (Z62.21)

Z62.23 Child in custody of non-parental relative P POA PDxIn

Child in care of non-parental family member

Child in custody of grandparent

Child in kinship care

Guardianship by non-parental relative

Code also, if applicable, child in welfare custody (Z62.21)

Z62.24 Child in custody of non-relative guardian P POA PDxIn

Code also, if applicable, child in welfare custody (Z62.21)

Z62.29 Other upbringing away from parents POA PDxIn

AHA: Q1 2018, Q4 2018

Z62.3 Hostility towards and scapegoating of child P POA PDxIn

AHA: Q1 2018, Q4 2018

Z62.6 Inappropriate (excessive) parental pressure POA PDxIn

AHA: Q1 2018, Q4 2018

5th Z62.8 Other specified problems related to upbringing

Code also, if applicable:

absence of family member (Z63.3-)

disappearance and death of family member (Z63.4)

disruption of family by separation and divorce (Z63.5)

other specified problems related to primary support group (Z63.8)

other stressful life events affecting family and household (Z63.7-)

6th Z62.81 Personal history of abuse in childhood

Personal history of abuse in adolescence

Z62.810 Personal history of physical and sexual abuse in childhood POA PDxIn

AHA: Q1 2018, Q4 2018

EXCLUDES1 *current child physical abuse (T74.12, T76.12)*

current child sexual abuse (T74.22, T76.22)

Z62.811 Personal history of psychological abuse in childhood POA PDxIn

AHA: Q1 2018, Q4 2018

EXCLUDES1 *current child psychological abuse (T74.32, T76.32)*

Z62.812 Personal history of neglect in childhood POA PDxIn

AHA: Q1 2018, Q4 2018

EXCLUDES1 *current child neglect (T74.02, T76.02)*

Z62.813 Personal history of forced labor or sexual exploitation in childhood POA PDxIn

AHA: Q4 2018

Z62.814 Personal history of child financial abuse POA PDxIn

AHA: Q1 2023

EXCLUDES1 *current child financial abuse (T74.A2)*

Z62.815 Personal history of intimate partner abuse in childhood POA PDxIn

AHA: Q1 2023

EXCLUDES2 *adult and child abuse, neglect and other maltreatment, confirmed (T74.-)*

Z62.819 Personal history of unspecified abuse in childhood POA PDxIn

AHA: Q1 2018, Q4 2018

EXCLUDES1 *current child abuse NOS (T74.92, T76.92)*

6th Z62.82 Parent-child conflict

Z62.820 Parent-biological child conflict POA PDxIn

AHA: Q1 2018, Q4 2018

Parent-child problem NOS

Z62.821 Parent-adopted child conflict POA PDxIn

AHA: Q1 2018, Q4 2018

Z62.822 Parent-foster child conflict POA PDxIn

AHA: Q1 2018, Q4 2018

Z62.823 Parent-step child conflict POA PDxIn

6th Z62.83 Non-parental relative or guardian-child conflict

Z62.831 Non-parental relative -child conflict POA PDxIn

Grandparent-child conflict

Kinship-care child conflict

Non-parental relative legal guardian-child conflict

Other relative-child conflict

EXCLUDES1 *group home staff-child conflict (Z62.833)*

Z62.832 Non-relative guardian -child conflict POA PDxIn

EXCLUDES1 *group home staff-child conflict (Z62.833)*

Z62.833 Group home staff -child conflict POA PDxIn

6th Z62.89 Other specified problems related to upbringing

Z62.890 Parent-child estrangement NEC POA PDxIn

AHA: Q1 2018, Q4 2018

Z62.891 Sibling rivalry POA PDxIn

AHA: Q1 2018, Q4 2018

Z62.892 Runaway [from current living environment] POA PDxIn

Child leaving living situation without permission

Z62.898 Other specified problems related to upbringing POA PDxIn

AHA: Q1 2018, Q4 2018

Z62.9 Problem related to upbringing, unspecified POA PDxIn

AHA: Q1 2018, Q4 2018

4th Z63 Other problems related to primary support group, including family circumstances

See Official Guidelines, "Miscellaneous Z Codes" I.C.21.c.13, "Social Determinants of Health" I.C.21.c.17

EXCLUDES2 *maltreatment syndrome (T74.-, T76)*

parent-child problems (Z62.-)

problems related to negative life events in childhood (Z62.-)

problems related to upbringing (Z62.-)

Z63.0 Problems in relationship with spouse or partner POA PDxIn

AHA: Q1 2018, Q4 2018

Relationship distress with spouse or intimate partner

EXCLUDES1 *counseling for spousal or partner abuse problems (Z69.1)*

counseling related to sexual attitude, behavior, and orientation (Z70.-)

Z63.1 Problems in relationship with in-laws POA PDxIn

AHA: Q1 2018, Q4 2018

5th Z63.3 Absence of family member

EXCLUDES1 *absence of family member due to disappearance and death (Z63.4)*

absence of family member due to separation and divorce (Z63.5)

Z63.31 Absence of family member due to military deployment POA PDxIn

AHA: Q1 2018, Q4 2018

Individual or family affected by other family member being on military deployment

EXCLUDES1 *family disruption due to return of family member from military deployment (Z63.71)*

Z63.32 Other absence of family member POA PDxIn

AHA: Q1 2018, Q4 2018

Z63.4 Disappearance and death of family member POA PDxIn

AHA: Q1 2018, Q4 2018

Assumed death of family member

Bereavement

Z63.5 Disruption of family by separation and divorce POA PDxIn

AHA: Q1 2018, Q4 2018

Marital estrangement

Z63.6 Dependent relative needing care at home POA PDxIn

AHA: Q1 2018, Q4 2018

5th Z63.7 Other stressful life events affecting family and household

Z63.71 Stress on family due to return of family member from military deployment POA PDxIn

AHA: Q1 2018, Q4 2018

Individual or family affected by family member having returned from military deployment (current or past conflict)

Z63.72 Alcoholism and drug addiction in family POA PDxIn

AHA: Q1 2018, Q4 2018

Z63.79 Other stressful life events affecting family and household POA PDxIn

AHA: Q1 2018, Q4 2018

Anxiety (normal) about sick person in family

Health problems within family

Ill or disturbed family member

Isolated family

Z63.8 Other specified problems related to primary support group POA PDxIn

AHA: Q1 2018, Q4 2018

Family discord NOS

Family estrangement NOS

High expressed emotional level within family

Inadequate family support NOS

Inadequate or distorted communication within family

Z63.9 Problem related to primary support group, unspecified POA PDxIn

AHA: Q1 2018, Q4 2018

Relationship disorder NOS

4th Z64 Problems related to certain psychosocial circumstances

See Official Guidelines, "Miscellaneous Z Codes" I.C.21.c.13, "Social Determinants of Health" I.C.21.c.17

Z64.0 Problems related to unwanted pregnancy POA PDxIn

AHA: Q1 2018, Q4 2018

Z64.1 Problems related to multiparity POA PDxIn

AHA: Q1 2018, Q4 2018

Z64.4 Discord with counselors POA PDxIn

AHA: Q1 2018, Q4 2018

Discord with probation officer

Discord with social worker

4th Z65 Problems related to other psychosocial circumstances

See Official Guidelines, "Miscellaneous Z Codes" I.C.21.c.13, "Social Determinants of Health" I.C.21.c.17

Z65.0 Conviction in civil and criminal proceedings without imprisonment POA PDxIn

AHA: Q1 2018, Q4 2018

Z65.1 Imprisonment and other incarceration POA PDxIn

AHA: Q1 2018, Q4 2018

Z65.2 Problems related to release from prison POA PDxIn

AHA: Q1 2018, Q4 2018

Z65.3 Problems related to other legal circumstances POA PDxIn

AHA: Q1 2018, Q4 2018

Arrest

Child custody or support proceedings

Litigation

Prosecution

Z65.4 Victim of crime and terrorism POA PDxIn

AHA: Q1 2018, Q4 2018

Victim of torture

Z65.5 Exposure to disaster, war and other hostilities POA PDxIn

AHA: Q1 2018, Q4 2018

EXCLUDES1 *target of perceived discrimination or persecution (Z60.5)*

Z65.8 Other specified problems related to psychosocial circumstances POA PDxIn

AHA: Q1 2018, Q4 2018

At risk for feeling loneliness

Religious or spiritual problem

Z65.9 Problem related to unspecified psychosocial circumstances POA PDxIn

AHA: Q1 2018, Q4 2018

Do not resuscitate status (Z66)

Z66 Do not resuscitate PDxIn

See Official Guidelines, "Categories of Z codes - Status" I.C.21.c.3

DNR status

Blood type (Z67)

4th Z67 Blood type

See Official Guidelines, "Categories of Z codes - Status" I.C.21.c.3

5th Z67.1 Type A blood

Z67.10 Type A blood, Rh positive POA PDxIn

Z67.11 Type A blood, Rh negative POA PDxIn

5th Z67.2 Type B blood

Z67.20 Type B blood, Rh positive POA PDxIn

Z67.21 Type B blood, Rh negative POA PDxIn

5th Z67.3 Type AB blood

Z67.30 Type AB blood, Rh positive POA PDxIn

Z67.31 Type AB blood, Rh negative POA PDxIn

5th Z67.4 Type O blood

Z67.40 Type O blood, Rh positive POA PDxIn

Z67.41 Type O blood, Rh negative POA PDxIn

5th Z67.9 Unspecified blood type

Z67.90 Unspecified blood type, Rh positive POA PDxIn

Z67.91 Unspecified blood type, Rh negative POA PDxIn

AHA: Q3 2015

5th Z67.A Duffy phenotype

Z67.A1 Duffy null POA PDxIn

Duffy phenotype Fy(a-b-)

Z67.A2 Duffy a positive POA PDxIn

Duffy phenotype Fy(a+b-)

Z67.A3 Duffy b positive POA PDxIn

Duffy phenotype Fy(a-b+)

Z67.A4 Duffy a and b positive POA PDxIn

Duffy phenotype Fy(a+b+)

Body mass index [BMI] (Z68)

4th Z68 Body mass index [BMI]

See Official Guidelines, "Categories of Z codes - Status" I.C.21.c.3, "Documentation by Clinicians Other than the Patient's Provider" I.B.14

Kilograms per meters squared

NOTES BMI adult codes are for use for persons 20 years of age or older

BMI pediatric codes are for use for persons 2-19 years of age.

These percentiles are based on the growth charts published by the Centers for Disease Control and Prevention (CDC)

Z68.1 Body mass index [BMI] 19.9 or less, adult A CC POA PDxIn CC/MCC Exc

5th Z68.2 Body mass index [BMI] 20-29, adult

- Z68.20 Body mass index [BMI] 20.0-20.9, adult A POA PDxIn
- Z68.21 Body mass index [BMI] 21.0-21.9, adult A POA PDxIn
- Z68.22 Body mass index [BMI] 22.0-22.9, adult A POA PDxIn
- Z68.23 Body mass index [BMI] 23.0-23.9, adult A POA PDxIn
- Z68.24 Body mass index [BMI] 24.0-24.9, adult A POA PDxIn
- Z68.25 Body mass index [BMI] 25.0-25.9, adult A POA PDxIn
- Z68.26 Body mass index [BMI] 26.0-26.9, adult A POA PDxIn
- Z68.27 Body mass index [BMI] 27.0-27.9, adult A POA PDxIn
- Z68.28 Body mass index [BMI] 28.0-28.9, adult A POA PDxIn
- Z68.29 Body mass index [BMI] 29.0-29.9, adult A POA PDxIn

5th Z68.3 Body mass index [BMI] 30-39, adult

- Z68.30 Body mass index [BMI] 30.0-30.9, adult A POA PDxIn
- Z68.31 Body mass index [BMI] 31.0-31.9, adult A POA PDxIn
- Z68.32 Body mass index [BMI] 32.0-32.9, adult A POA PDxIn
- Z68.33 Body mass index [BMI] 33.0-33.9, adult A POA PDxIn
- Z68.34 Body mass index [BMI] 34.0-34.9, adult A POA PDxIn
- Z68.35 Body mass index [BMI] 35.0-35.9, adult A POA PDxIn

  AHA: Q3 2022
- Z68.36 Body mass index [BMI] 36.0-36.9, adult A POA PDxIn
- Z68.37 Body mass index [BMI] 37.0-37.9, adult A POA PDxIn
- Z68.38 Body mass index [BMI] 38.0-38.9, adult A POA PDxIn
- Z68.39 Body mass index [BMI] 39.0-39.9, adult A POA PDxIn

5th Z68.4 Body mass index [BMI] 40 or greater, adult

- Z68.41 Body mass index [BMI] 40.0-44.9, adult A CC POA HCC PDxIn CC/MCC Exc
- Z68.42 Body mass index [BMI] 45.0-49.9, adult A CC POA HCC PDxIn CC/MCC Exc
- Z68.43 Body mass index [BMI] 50.0-59.9, adult A CC POA HCC PDxIn CC/MCC Exc
- Z68.44 Body mass index [BMI] 60.0-69.9, adult A CC POA HCC PDxIn CC/MCC Exc
- Z68.45 Body mass index [BMI] 70 or greater, adult A CC POA HCC PDxIn CC/MCC Exc

5th Z68.5 Body mass index [BMI] pediatric

- Z68.51 Body mass index [BMI] pediatric, less than 5th percentile for age POA PDxIn
- Z68.52 Body mass index [BMI] pediatric, 5th percentile to less than 85th percentile for age POA PDxIn
- Z68.53 Body mass index [BMI] pediatric, 85th percentile to less than 95th percentile for age POA PDxIn
- Z68.54 Body mass index [BMI] pediatric, 95th percentile for age to less than 120% of the 95th percentile for age POA PDxIn
- Z68.55 Body mass index [BMI] pediatric, 120% of the 95th percentile for age to less than 140% of the 95th percentile for age CC POA PDxIn CC/MCC Exc
- Z68.56 Body mass index [BMI] pediatric, greater than or equal to 140% of the 95th percentile for age CC POA HCC PDxIn CC/MCC Exc

Persons encountering health services in other circumstances (Z69-Z76)

4th Z69 Encounter for mental health services for victim and perpetrator of abuse

See Official Guidelines, "Counseling" I.C.21.c.10

INCLUDES *counseling for victims and perpetrators of abuse*

5th Z69.0 Encounter for mental health services for child abuse problems

6th Z69.01 Encounter for mental health services for parental child abuse

Z69.010 Encounter for mental health services for victim of parental child abuse P POA

Encounter for mental health services for victim of child abuse by parent

Encounter for mental health services for victim of child neglect by parent

Encounter for mental health services for victim of child psychological abuse by parent

Encounter for mental health services for victim of child sexual abuse by parent

Z69.011 Encounter for mental health services for perpetrator of parental child abuse POA PDxIn

Encounter for mental health services for perpetrator of parental child neglect

Encounter for mental health services for perpetrator of parental child psychological abuse

Encounter for mental health services for perpetrator of parental child sexual abuse

EXCLUDES1 *encounter for mental health services for non-parental child abuse (Z69.02-)*

6th Z69.02 Encounter for mental health services for non-parental child abuse

Z69.020 Encounter for mental health services for victim of non-parental child abuse P POA

Encounter for mental health services for victim of non-parental child neglect

Encounter for mental health services for victim of non-parental child psychological abuse

Encounter for mental health services for victim of non-parental child sexual abuse

Z69.021 Encounter for mental health services for perpetrator of non-parental child abuse POA PDxIn

Encounter for mental health services for perpetrator of non-parental child neglect

Encounter for mental health services for perpetrator of non-parental child psychological abuse

Encounter for mental health services for perpetrator of non-parental child sexual abuse

5th Z69.1 Encounter for mental health services for spousal or partner abuse problems

Z69.11 Encounter for mental health services for victim of spousal or partner abuse POA PDxIn

Encounter for mental health services for victim of spouse or partner neglect

Encounter for mental health services for victim of spouse or partner psychological abuse

Encounter for mental health services for victim of spouse or partner violence, physical

Z69.12 Encounter for mental health services for perpetrator of spousal or partner abuse POA PDxIn

Encounter for mental health services for perpetrator of spouse or partner neglect

Encounter for mental health services for perpetrator of spouse or partner psychological abuse

Encounter for mental health services for perpetrator of spouse or partner violence, physical

Encounter for mental health services for perpetrator of spouse or partner violence, sexual

5th Z69.8 Encounter for mental health services for victim or perpetrator of other abuse

Z69.81 Encounter for mental health services for victim of other abuse POA PDxIn

Encounter for mental health services for victim of non-spousal adult abuse

Encounter for mental health services for victim of spouse or partner violence, sexual

Encounter for rape victim counseling

Z69.82 Encounter for mental health services for perpetrator of other abuse POA PDxIn

Encounter for mental health services for perpetrator of non-spousal adult abuse

4th Z70 Counseling related to sexual attitude, behavior and orientation

See Official Guidelines, "Counseling" I.C.21.c.10

INCLUDES *encounter for mental health services for sexual attitude, behavior and orientation*

EXCLUDES2 *contraceptive or procreative counseling (Z30-Z31)*

Z70.0 Counseling related to sexual attitude POA PDxIn

Z70.1 Counseling related to patient's sexual behavior and orientation POA PDxIn

Patient concerned regarding impotence

Patient concerned regarding non-responsiveness

Patient concerned regarding promiscuity

Patient concerned regarding sexual orientation

Z70.2 Counseling related to sexual behavior and orientation of third party POA PDxIn

Advice sought regarding sexual behavior and orientation of child

Advice sought regarding sexual behavior and orientation of partner

Advice sought regarding sexual behavior and orientation of spouse

Z70.3 Counseling related to combined concerns regarding sexual attitude, behavior and orientation POA PDxIn

Z70.8 Other sex counseling POA PDxIn

Encounter for sex education

Z70.9 Sex counseling, unspecified POA PDxIn

4th Z71 **Persons encountering health services for other counseling and medical advice, not elsewhere classified**

See Official Guidelines, "Counseling" I.C.21.c.10

EXCLUDES2 *contraceptive or procreation counseling (Z30-Z31)*

sex counseling (Z70.-)

Z71.0 **Person encountering health services to consult on behalf of another person** POA PDxIn

Person encountering health services to seek advice or treatment for non-attending third party

EXCLUDES2 *anxiety (normal) about sick person in family (Z63.7)*

expectant (adoptive) parent(s) pre-birth pediatrician visit (Z76.81)

Z71.1 **Person with feared health complaint in whom no diagnosis is made** POA PDxIn

AHA: Q4 2016

Person encountering health services with feared condition which was not demonstrated

Person encountering health services in which problem was normal state

'Worried well'

EXCLUDES1 *medical observation for suspected diseases and conditions proven not to exist (Z03.-)*

Z71.2 **Person consulting for explanation of examination or test findings** POA PDxIn

Z71.3 **Dietary counseling and surveillance** POA PDxIn

Use additional code for any associated underlying medical condition

Use additional code to identify body mass index (BMI), if known (Z68.-)

5th Z71.4 **Alcohol abuse counseling and surveillance**

Use additional code for alcohol abuse or dependence (F10.-)

Z71.41 **Alcohol abuse counseling and surveillance of alcoholic** POA PDxIn

Z71.42 **Counseling for family member of alcoholic** POA PDxIn

Counseling for significant other, partner, or friend of alcoholic

5th Z71.5 Drug abuse counseling and surveillance

Use additional code for drug abuse or dependence (F11-F16, F18-F19)

Z71.51 Drug abuse counseling and surveillance of drug abuser POA PDxIn

Z71.52 Counseling for family member of drug abuser POA PDxIn

Counseling for significant other, partner, or friend of drug abuser

Z71.6 Tobacco abuse counseling POA PDxIn

Use additional code for nicotine dependence (F17.-)

Z71.7 Human immunodeficiency virus [HIV] counseling POA PDxIn

See Official Guidelines, "Encounters for HIV testing" I.C.1.a.2.i

5th Z71.8 Other specified counseling

See Official Guidelines, "Counseling" I.C.21.c.10

EXCLUDES2 *counseling for contraception (Z30.0-)*

Z71.81 Spiritual or religious counseling POA PDxIn

Z71.82 Exercise counseling POA PDxIn

AHA: Q4 2017

Z71.83 Encounter for nonprocreative genetic counseling POA

AHA: Q4 2017

EXCLUDES1 *counseling for procreative genetics (Z31.5)*

counseling for procreative management (Z31.6)

Z71.84 Encounter for health counseling related to travel POA PDxIn

AHA: Q4 2019

Encounter for health risk and safety counseling for (international) travel

Code also, if applicable, encounter for immunization (Z23)

EXCLUDES2 *encounter for administrative examination (Z02.-)*

encounter for other special examination without complaint, suspected or reported diagnosis (Z01.-)

Z71.85 **Encounter for immunization safety counseling** POA PDxIn

AHA: Q4 2021

Encounter for vaccine product safety counseling

Code also, if applicable, encounter for immunization (Z23)

Code also, if applicable, immunization not carried out (Z28.-)

EXCLUDES1 *encounter for health counseling related to travel (Z71.84)*

Z71.87 **Encounter for pediatric-to-adult transition counseling** POA PDxIn

AHA: Q4 2022

Code also chronic condition, if applicable, such as:

autism spectrum disorder (F84.0)

congenital malformations of the circulatory system (Q20-Q28)

cystic fibrosis (E84.-)

sickle-cell disorder (D57.-)

Z71.88 **Encounter for counseling for socioeconomic factors** POA PDxIn

AHA: Q4 2022

Z71.89 **Other specified counseling** POA PDxIn

Z71.9 **Counseling, unspecified** POA PDxIn

Encounter for medical advice NOS

4th **Z72 Problems related to lifestyle**

See Official Guidelines, "Miscellaneous Z Codes" I.C.21.c.13

EXCLUDES2 *problems related to life-management difficulty (Z73.-)*

problems related to socioeconomic and psychosocial circumstances (Z55-Z65)

Z72.0 Tobacco use POA PDxIn

Tobacco use NOS

EXCLUDES1 *history of tobacco dependence (Z87.891)*

nicotine dependence (F17.2-)

tobacco dependence (F17.2-)

tobacco use during pregnancy (O99.33-)

Z72.3 Lack of physical exercise POA PDxIn

Z72.4 Inappropriate diet and eating habits POA PDxIn

EXCLUDES1 *behavioral eating disorders of infancy or childhood (F98.2.-F98.3)*

eating disorders (F50.-)

lack of adequate food (Z59.48)

malnutrition and other nutritional deficiencies (E40-E64)

5th **Z72.5 High risk sexual behavior**

Promiscuity

EXCLUDES1 *paraphilias (F65)*

Z72.51 High risk heterosexual behavior POA PDxIn

Z72.52 High risk homosexual behavior POA PDxIn

Z72.53 High risk bisexual behavior POA PDxIn

Z72.6 Gambling and betting POA PDxIn

EXCLUDES1 *compulsive or pathological gambling (F63.0)*

5th Z72.8 Other problems related to lifestyle

6th Z72.81 Antisocial behavior

EXCLUDES1 *conduct disorders (F91.-)*

Z72.810 Child and adolescent antisocial behavior P POA

Antisocial behavior (child) (adolescent) without manifest psychiatric disorder
Delinquency NOS
Group delinquency
Offenses in the context of gang membership
Stealing in company with others
Truancy from school

Z72.811 Adult antisocial behavior A POA

Adult antisocial behavior without manifest psychiatric disorder

6th Z72.82 Problems related to sleep

Z72.820 Sleep deprivation POA

Lack of adequate sleep

EXCLUDES1 *insomnia (G47.0-)*

Z72.821 Inadequate sleep hygiene POA PDxIn

Bad sleep habits
Irregular sleep habits
Unhealthy sleep wake schedule

EXCLUDES1 *insomnia (F51.0-, G47.0-)*

Z72.823 Risk of suffocation (smothering) under another while sleeping PDxIn

Child-caregiver co-sleeping
Infant bed-sharing

Z72.89 Other problems related to lifestyle POA PDxIn

Self-damaging behavior

Z72.9 Problem related to lifestyle, unspecified POA PDxIn

4th Z73 **Problems related to life management difficulty**

See Official Guidelines, "Miscellaneous Z Codes" I.C.21.c.13

EXCLUDES2 *problems related to socioeconomic and psychosocial circumstances (Z55-Z65)*

Z73.0 **Burn-out** POA PDxIn

Z73.1 **Type A behavior pattern** POA PDxIn

Z73.2 **Lack of relaxation and leisure** POA PDxIn

Z73.3 **Stress, not elsewhere classified** POA PDxIn

Physical and mental strain NOS

EXCLUDES1 *stress related to employment or unemployment (Z56.-)*

Z73.4 **Inadequate social skills, not elsewhere classified** POA PDxIn

Z73.5 **Social role conflict, not elsewhere classified** POA PDxIn

Z73.6 **Limitation of activities due to disability** POA PDxIn

EXCLUDES1 *care-provider dependency (Z74.-)*

5th Z73.8 **Other problems related to life management difficulty**

6th Z73.81 **Behavioral insomnia of childhood**

Z73.810 **Behavioral insomnia of childhood, sleep-onset association type** P POA PDxIn

Z73.811 **Behavioral insomnia of childhood, limit setting type** P POA PDxIn

Z73.812 **Behavioral insomnia of childhood, combined type** P POA PDxIn

Z73.819 **Behavioral insomnia of childhood, unspecified type** P POA PDxIn

Z73.82 **Dual sensory impairment** POA PDxIn

Z73.89 **Other problems related to life management difficulty** POA PDxIn

Z73.9 **Problem related to life management difficulty, unspecified** POA PDxIn

4th Z74 Problems related to care provider dependency

See Official Guidelines, "Miscellaneous Z Codes" I.C.21.c.13

EXCLUDES2 *dependence on enabling machines or devices NEC (Z99.-)*

5th Z74.0 Reduced mobility

Z74.01 Bed confinement status POA PDxIn

See Official Guidelines, "Categories of Z Codes - Status" I.C.21.c.3

AHA: Q4 2023

Bedridden

Z74.09 Other reduced mobility PDxIn

Chairridden

Reduced mobility NOS

EXCLUDES2 *wheelchair dependence (Z99.3)*

Z74.1 Need for assistance with personal care PDxIn

Z74.2 Need for assistance at home and no other household member able to render care PDxIn

Z74.3 Need for continuous supervision PDxIn

Z74.8 Other problems related to care provider dependency PDxIn

Z74.9 Problem related to care provider dependency, unspecified PDxIn

4th Z75 Problems related to medical facilities and other health care

See Official Guidelines, "Miscellaneous Z Codes" I.C.21.c.13

Z75.0 Medical services not available in home POA PDxIn

EXCLUDES1 *no other household member able to render care (Z74.2)*

Z75.1 Person awaiting admission to adequate facility elsewhere POA PDxIn

See Official Guidelines, "Use of Z codes" I.B.19.d

AHA: Q4 2018, Q4 2017

Z75.2 Other waiting period for investigation and treatment POA PDxIn

Z75.3 Unavailability and inaccessibility of health-care facilities POA PDxIn

See Official Guidelines, "Use of Z codes" I.B.19.d

AHA: Q4 2018, Q4 2017

EXCLUDES1 *bed unavailable (Z75.1)*

Z75.4 Unavailability and inaccessibility of other helping agencies POA PDxIn

See Official Guidelines, "Use of Z codes" I.B.19.d

AHA: Q4 2018, Q4 2017

Z75.5 Holiday relief care POA PDxIn

Z75.8 Other problems related to medical facilities and other health care POA PDxIn

Z75.9 Unspecified problem related to medical facilities and other health care POA PDxIn

4th **Z76 Persons encountering health services in other circumstances**

Z76.0 Encounter for issue of repeat prescription POA PDxIn

See Official Guidelines, "Miscellaneous Z Codes" I.C.21.c.13

AHA: Q4 2023

Encounter for issue of repeat prescription for appliance

Encounter for issue of repeat prescription for medicaments

Encounter for issue of repeat prescription for spectacles

EXCLUDES2 *issue of medical certificate (Z02.7)*

repeat prescription for contraceptive (Z30.4-)

Z76.1 Encounter for health supervision and care of foundling POA 2-1

See Official Guidelines, "Newborns and Infants" I.C.21.c.16, "Z Codes That May Only be Principal/First-listed Diagnosis" I.C.21.c.15

AHA: Q1 2025

Z76.2 Encounter for health supervision and care of other healthy infant and child P POA PDxIn 2-1

See Official Guidelines, "Use of Z codes" I.B.19.d, "Z Codes That May Only be Principal/First-listed Diagnosis" I.C.21.c.15

AHA: Q4 2018, Q4 2017

Encounter for medical or nursing care or supervision of healthy infant under circumstances such as adverse socioeconomic conditions at home

Encounter for medical or nursing care or supervision of healthy infant under circumstances such as awaiting foster or adoptive placement

Encounter for medical or nursing care or supervision of healthy infant under circumstances such as maternal illness

Encounter for medical or nursing care or supervision of healthy infant under circumstances such as number of children at home preventing or interfering with normal care

Z76.3 Healthy person accompanying sick person POA

See Official Guidelines, "Miscellaneous Z Codes" I.C.21.c.13

AHA: Q4 2023

Z76.4 **Other boarder to healthcare facility** POA

See Official Guidelines, "Miscellaneous Z Codes" I.C.21.c.13

AHA: Q4 2023

EXCLUDES1 *homelessness (Z59.0-)*

Z76.5 **Malingerer [conscious simulation]** POA

See Official Guidelines, "Miscellaneous Z Codes" I.C.21.c.13

AHA: Q4 2023

Person feigning illness (with obvious motivation)

EXCLUDES1 *factitious disorder (F68.1-, F68.A)*

peregrinating patient (F68.1-)

5th Z76.8 **Persons encountering health services in other specified circumstances**

Z76.81 **Expectant parent(s) prebirth pediatrician visit** POA PDxIn

See Official Guidelines, "Counseling" I.C.21.c.10, "Encounters for Obstetrical and Reproductive Services" I.C.21.c.11

Pre-adoption pediatrician visit for adoptive parent(s)

Z76.82 **Awaiting organ transplant status** POA PDxIn

See Official Guidelines, "Categories of Z codes - Status" I.C.21.c.3

Patient waiting for organ availability

Z76.89 **Persons encountering health services in other specified circumstances** POA PDxIn

Persons encountering health services NOS

Persons with potential health hazards related to family and personal history and certain conditions influencing health status (Z77-Z99)

Code also any follow-up examination (Z08-Z09)

4th **Z77 Other contact with and (suspected) exposures hazardous to health**

See Official Guidelines, "Contact/Exposure" I.C.21.c.1

INCLUDES *contact with and (suspected) exposures to potential hazards to health*

EXCLUDES2 *contact with and (suspected) exposure to communicable diseases (Z20.-)*

exposure to (parental) (environmental) tobacco smoke in the perinatal period (P96.81)

newborn affected by noxious substances transmitted via placenta or breast milk (P04.-)

occupational exposure to risk factors (Z57.-)

retained foreign body (Z18.-)

retained foreign body fully removed (Z87.821)

toxic effects of substances chiefly nonmedicinal as to source (T51-T65)

5th **Z77.0 Contact with and (suspected) exposure to hazardous, chiefly nonmedicinal, chemicals**

6th **Z77.01 Contact with and (suspected) exposure to hazardous metals**

Z77.010 Contact with and (suspected) exposure to arsenic PDxIn

Z77.011 Contact with and (suspected) exposure to lead PDxIn

Z77.012 Contact with and (suspected) exposure to uranium PDxIn

EXCLUDES1 *retained depleted uranium fragments (Z18.01)*

Z77.018 Contact with and (suspected) exposure to other hazardous metals PDxIn

Contact with and (suspected) exposure to chromium compounds

Contact with and (suspected) exposure to nickel dust

6th **Z77.02 Contact with and (suspected) exposure to hazardous aromatic compounds**

Z77.020 Contact with and (suspected) exposure to aromatic amines PDxIn

Z77.021 Contact with and (suspected) exposure to benzene PDxIn

Z77.028 Contact with and (suspected) exposure to other hazardous aromatic compounds PDxIn

Aromatic dyes NOS

Polycyclic aromatic hydrocarbons

6th **Z77.09 Contact with and (suspected) exposure to other hazardous, chiefly nonmedicinal, chemicals**

Z77.090 Contact with and (suspected) exposure to asbestos PDxIn

Z77.098 Contact with and (suspected) exposure to other hazardous, chiefly nonmedicinal, chemicals PDxIn

Dyes NOS

6th Z77.09 Contact with and (suspected) exposure to other hazardous, chiefly nonmedicinal, chemicals

Z77.090 Contact with and (suspected) exposure to asbestos PDxIn

Z77.098 Contact with and (suspected) exposure to other hazardous, chiefly nonmedicinal, chemicals PDxIn

Dyes NOS

5th Z77.1 Contact with and (suspected) exposure to environmental pollution and hazards in the physical environment

6th Z77.11 Contact with and (suspected) exposure to environmental pollution

Z77.110 Contact with and (suspected) exposure to air pollution POA PDxIn

Z77.111 Contact with and (suspected) exposure to water pollution POA PDxIn

Z77.112 Contact with and (suspected) exposure to soil pollution POA PDxIn

Z77.118 Contact with and (suspected) exposure to other environmental pollution POA PDxIn

6th Z77.12 Contact with and (suspected) exposure to hazards in the physical environment

Z77.120 Contact with and (suspected) exposure to mold (toxic) POA PDxIn

Z77.121 Contact with and (suspected) exposure to harmful algae and algae toxins POA PDxIn

Contact with and (suspected) exposure to (harmful) algae bloom NOS

Contact with and (suspected) exposure to blue-green algae bloom

Contact with and (suspected) exposure to brown tide

Contact with and (suspected) exposure to cyanobacteria bloom

Contact with and (suspected) exposure to Florida red tide

Contact with and (suspected) exposure to pfiesteria piscicida

Contact with and (suspected) exposure to red tide

Z77.122 Contact with and (suspected) exposure to noise POA PDxIn

Z77.123 Contact with and (suspected) exposure to radon and other naturally occurring radiation POA PDxIn

EXCLUDES2 *radiation exposure as the cause of a confirmed condition (W88-W90, X39.0-)*

radiation sickness NOS (T66)

Z77.128 Contact with and (suspected) exposure to other hazards in the physical environment POA PDxIn

5th Z77.2 Contact with and (suspected) exposure to other hazardous substances

Z77.21 Contact with and (suspected) exposure to potentially hazardous body fluids PDxIn

Z77.22 Contact with and (suspected) exposure to environmental tobacco smoke (acute) (chronic) PDxIn

Exposure to second hand tobacco smoke (acute) (chronic)

Passive smoking (acute) (chronic)

EXCLUDES1 *nicotine dependence (F17.-)*

tobacco use (Z72.0)

EXCLUDES2 *occupational exposure to environmental tobacco smoke (Z57.31)*

Z77.29 Contact with and (suspected) exposure to other hazardous substances PDxIn

AHA: Q2 2016

● 5th Z77.3 Contact with and (suspected) exposure to war theater

● Z77.31 Contact with and (suspected) exposure to Gulf War theater POA PDxIn

*Contact with and (suspected) exposure to Persian Gulf War theater

● Z77.39 Contact with and (suspected) exposure to other war theater POA PDxIn

*Agent Orange exposure

Z77.9 Other contact with and (suspected) exposures hazardous to health PDxIn

4th Z78 Other specified health status

See Official Guidelines, "Categories of Z codes - Status" I.C.21.c.3

EXCLUDES2 *asymptomatic human immunodeficiency virus [HIV] infection status (Z21)*

postprocedural status (Z93-Z99)

sex reassignment status (Z87.890)

Z78.0 Asymptomatic menopausal state A POA PDxIn

Menopausal state NOS

Postmenopausal status NOS

EXCLUDES2 *symptomatic menopausal state (N95.1)*

Z78.1 Physical restraint status POA PDxIn

EXCLUDES1 *physical restraint due to a procedure - omit code*

Z78.9 Other specified health status POA PDxIn

4th Z79 **Long term (current) drug therapy**

See Official Guidelines, "Diabetes mellitus and the use of insulin, oral hypoglycemics, and injectable non-insulin drugs" I.C.4.a.3, "Secondary diabetes mellitus and the use of insulin, oral hypoglycemic drugs, or injectable non-insulin drugs" I.C.4.a.6.a, "Categories of Z codes - Status" I.C.21.c.3

INCLUDES *long term (current) drug use for prophylactic purposes*

Code also any therapeutic drug level monitoring (Z51.81)

EXCLUDES2 *drug abuse and dependence (F11-F19)*

drug use complicating pregnancy, childbirth, and the puerperium (O99.32-)

5th Z79.0 **Long term (current) use of anticoagulants and antithrombotics/antiplatelets**

EXCLUDES2 *long term (current) use of aspirin (Z79.82)*

Z79.01 **Long term (current) use of anticoagulants** POA

AHA: Q2 2023, Q2 2022, Q1 2021, Q2 2020

Z79.02 **Long term (current) use of antithrombotics/antiplatelets** POA PDxIn

Z79.1 **Long term (current) use of non-steroidal anti-inflammatories (NSAID)** POA PDxIn

EXCLUDES2 *long term (current) use of aspirin (Z79.82)*

Z79.2 **Long term (current) use of antibiotics** POA PDxIn

Z79.3 **Long term (current) use of hormonal contraceptives** POA

Long term (current) use of birth control pill or patch

Z79.4 **Long term (current) use of insulin** POA HCC RxHCC

See Official Guidelines, "Diabetes mellitus and the use of insulin, oral hypoglycemics, and injectable non-insulin drugs" I.C.4.a.3, "Secondary diabetes mellitus and the use of insulin, oral hypoglycemic drugs, or injectable non-insulin drugs" I.C.4.a.6.a, "Gestational (pregnancy induced) diabetes" I.C.15.i

AHA: Q4 2022, Q4 2021, Q3 2020, Q4 2020, Q4 2017, Q4 2016

EXCLUDES2 *long-term (current) use of injectable non-insulin antidiabetic drugs (Z79.85)*

long term (current) use of oral antidiabetic drugs (Z79.84)

long term (current) use of oral hypoglycemic drugs (Z79.84)

5th Z79.5 **Long term (current) use of steroids**

Z79.51 **Long term (current) use of inhaled steroids** POA PDxIn

Z79.52 **Long term (current) use of systemic steroids** POA PDxIn

AHA: Q3 2024

5th Z79.6 **Long term (current) use of immunomodulators and immunosuppressants**

EXCLUDES2 *long term (current) use of steroids (Z79.5-)*

long term (current) use of agents affecting estrogen receptors and estrogen levels (Z79.81-)

Z79.60 **Long term (current) use of unspecified immunomodulators and immunosuppressants** POA PDxIn

AHA: Q4 2022

Z79.61 **Long term (current) use of immunomodulator** POA PDxIn

AHA: Q4 2022

Long term (current) use of apremilast

Long term (current) use of immunomodulatory imide drug

Long term (current) use of lenalidomide

Long term (current) use of pomalidomide

6th Z79.62 Long term (current) use of immunosuppressant

Z79.620 Long term (current) use of immunosuppressive biologic POA PDxIn

AHA: Q4 2022

Long term (current) use of adalimumab

Long term (current) use of etanercept

Long term (current) use of infliximab

Long term (current) use of monoclonal antibodies

Z79.621 Long term (current) use of calcineurin inhibitor POA PDxIn

AHA: Q4 2022

Long term (current) use of cyclosporine

Long term (current) use of tacrolimus

Z79.622 Long term (current) use of Janus kinase inhibitor POA PDxIn

AHA: Q4 2022

Long term (current) use of tofacitinib

Z79.623 Long term (current) use of mammalian target of rapamycin (mTOR) inhibitor POA PDxIn

AHA: Q4 2022

Long term (current) use of sirolimus

Z79.624 Long term (current) use of inhibitors of nucleotide synthesis POA PDxIn

AHA: Q4 2022

Long term (current) use of azathioprine

Long term (current) use of mycophenolate

Long term (current) use of purine synthesis (IMDH) inhibitors

6th Z79.63 Long term (current) use of chemotherapeutic agent

Z79.630 Long term (current) use of alkylating agent POA PDxIn

AHA: Q4 2022

Long term (current) use of chlorambucil

Long term (current) use of cisplatin

Long term (current) use of cyclophosphamide

Z79.631 Long term (current) use of antimetabolite agent POA PDxIn

AHA: Q4 2022

Long term (current) use of 5-fluorouracil

Long term (current) use of 6-mercaptopurine

Long term (current) use of cytarabine

Long term (current) use of methotrexate

Z79.632 Long term (current) use of antitumor antibiotic POA PDxIn

AHA: Q4 2022

Long term (current) use of bleomycin

Long term (current) use of doxorubicin

Long term (current) use of mitomycin C

Z79.633 Long term (current) use of mitotic inhibitor POA PDxIn

AHA: Q4 2022

Long term (current) use of paclitaxel

Long term (current) use of plant alkaloids

Long term (current) use of vinblastine

Long term (current) use of vincristine

Z79.634 Long term (current) use of topoisomerase inhibitor POA PDxIn

AHA: Q4 2022

Long term (current) use of etoposide

Long term (current) use of irinotecan

Long term (current) use of topotecan

Z79.64 Long term (current) use of myelosuppressive agent POA PDxIn

AHA: Q4 2022

Long term (current) use of hydroxyurea

Z79.69 Long term (current) use of other immunomodulators and immunosuppressants POA PDxIn

AHA: Q4 2022

5th Z79.8 Other long term (current) drug therapy

6th Z79.81 Long term (current) use of agents affecting estrogen receptors and estrogen levels

Code first, if applicable:

malignant neoplasm of breast (C50.-)

malignant neoplasm of prostate (C61)

Use additional code, if applicable, to identify:

estrogen receptor positive status (Z17.0)

family history of breast cancer (Z80.3)

genetic susceptibility to malignant neoplasm (cancer) (Z15.0-)

personal history of breast cancer (Z85.3)

personal history of prostate cancer (Z85.46)

postmenopausal status (Z78.0)

EXCLUDES1 *hormone replacement therapy (Z79.890)*

Z79.810 Long term (current) use of selective estrogen receptor modulators (SERMs) POA PDxIn

AHA: Q3 2022

Long term (current) use of raloxifene (Evista)

Long term (current) use of tamoxifen (Nolvadex)

Long term (current) use of toremifene (Fareston)

Z79.811 Long term (current) use of aromatase inhibitors POA PDxIn

Long term (current) use of anastrozole (Arimidex)

Long term (current) use of exemestane (Aromasin)

Long term (current) use of letrozole (Femara)

Z79.818 Long term (current) use of other agents affecting estrogen receptors and estrogen levels POA PDxIn

Long term (current) use of estrogen receptor downregulators

Long term (current) use of fulvestrant (Faslodex)

Long term (current) use of gonadotropin-releasing hormone (GnRH) agonist

Long term (current) use of goserelin acetate (Zoladex)

Long term (current) use of leuprolide acetate (leuprorelin) (Lupron)

Long term (current) use of megestrol acetate (Megace)

Z79.82 Long term (current) use of aspirin POA

Z79.83 Long term (current) use of bisphosphonates POA PDxIn

AHA: Q4 2016

Z79.84 **Long term (current) use of oral hypoglycemic drugs** POA PDxIn

See Official Guidelines, "Diabetes mellitus and the use of insulin, oral hypoglycemics, and injectable non-insulin drugs" I.C.4.a.3, "Secondary diabetes mellitus and the use of insulin, oral hypoglycemic drugs, or injectable non-insulin drugs" I.C.4.a.6.a, "Gestational (pregnancy induced) diabetes" I.C.15.i

AHA: Q4 2022, Q4 2021, Q3 2020, Q4 2020, Q4 2016

Long term (current) use of oral antidiabetic drugs

EXCLUDES2 *long-term (current) use of injectable non-insulin antidiabetic drugs (Z79.85)*

long term (current) use of insulin (Z79.4)

Z79.85 **Long-term (current) use of injectable non-insulin antidiabetic drugs** POA PDxIn

See Official Guidelines, "Diabetes mellitus and the use of insulin, oral hypoglycemics, and injectable non-insulin drugs" I.C.4.a.3, "Secondary diabetes mellitus and the use of insulin, oral hypoglycemic drugs, or injectable non-insulin drugs" I.C.4.a.6.a, "Gestational (pregnancy induced) diabetes" I.C.15.i

AHA: Q4 2022

EXCLUDES2 *long term (current) use of insulin (Z79.4)*

long term (current) use of oral hypoglycemic drugs (Z79.84)

6th Z79.89 **Other long term (current) drug therapy**

Z79.890 **Hormone replacement therapy** POA PDxIn

Z79.891 **Long term (current) use of opiate analgesic** POA

Long term (current) use of methadone for pain management

EXCLUDES1 *methodone use NOS (F11.9-)*

use of methodone for treatment of heroin addiction (F11.2-)

Z79.899 **Other long term (current) drug therapy** POA

See Official Guidelines, "Diabetes mellitus and the use of insulin, oral hypoglycemics, and injectable non-insulin drugs" I.C.4.a.3, "HIV disease or HIV positive status managed by antiretroviral medication" I.C.1.a.2.j

AHA: Q3 2023, Q4 2021, Q2 2020, Q3 2020, Q4 2020, Q3 2015, Q4 2015

4th Z80 Family history of primary malignant neoplasm

See Official Guidelines, "History (of)" I.C.21.c.4, "Previous conditions" III.A, "Code all documented conditions that coexist" IV.J

Z80.0 Family history of malignant neoplasm of digestive organs POA PDxIn

AHA: Q1 2018

Conditions classifiable to C15-C26

Z80.1 Family history of malignant neoplasm of trachea, bronchus and lung POA PDxIn

Conditions classifiable to C33-C34

Z80.2 Family history of malignant neoplasm of other respiratory and intrathoracic organs POA PDxIn

Conditions classifiable to C30-C32, C37-C39

Z80.3 Family history of malignant neoplasm of breast POA PDxIn

Conditions classifiable to C50.-

5th Z80.4 Family history of malignant neoplasm of genital organs

Conditions classifiable to C51-C63

Z80.41 Family history of malignant neoplasm of ovary POA PDxIn

Z80.42 Family history of malignant neoplasm of prostate POA PDxIn

Z80.43 Family history of malignant neoplasm of testis POA PDxIn

Z80.44 Family history of malignant neoplasm of fallopian tube(s) POA PDxIn

Z80.49 Family history of malignant neoplasm of other genital organs POA PDxIn

5th Z80.5 Family history of malignant neoplasm of urinary tract

Conditions classifiable to C64-C68

Z80.51 Family history of malignant neoplasm of kidney POA PDxIn

Z80.52 Family history of malignant neoplasm of bladder POA PDxIn

Z80.59 Family history of malignant neoplasm of other urinary tract organ POA PDxIn

Z80.6 Family history of leukemia POA PDxIn

Conditions classifiable to C91-C95

Z80.7 Family history of other malignant neoplasms of lymphoid, hematopoietic and related tissues POA PDxIn

Conditions classifiable to C81-C90, C96.-

Z80.8 Family history of malignant neoplasm of other organs or systems POA PDxIn

Conditions classifiable to C00-C14, C40-C49, C69-C79

Z80.9 Family history of malignant neoplasm, unspecified POA PDxIn

Conditions classifiable to C80.1

4th Z81 **Family history of mental and behavioral disorders**

See Official Guidelines, "History (of)" I.C.21.c.4, "Previous conditions" III.A, "Code all documented conditions that coexist" IV.J

Z81.0 **Family history of intellectual disabilities** POA PDxIn

Conditions classifiable to F70-F79

Z81.1 **Family history of alcohol abuse and dependence** POA PDxIn

Conditions classifiable to F10.-

Z81.2 **Family history of tobacco abuse and dependence** POA PDxIn

Conditions classifiable to F17.-

Z81.3 **Family history of other psychoactive substance abuse and dependence** POA PDxIn

Conditions classifiable to F11-F16, F18-F19

Z81.4 **Family history of other substance abuse and dependence** POA PDxIn

Conditions classifiable to F55

Z81.8 **Family history of other mental and behavioral disorders** POA PDxIn

Conditions classifiable elsewhere in F01-F99

4th Z82 **Family history of certain disabilities and chronic diseases (leading to disablement)**

See Official Guidelines, "History (of)" I.C.21.c.4, "Previous conditions" III.A, "Code all documented conditions that coexist" IV.J

Z82.0 **Family history of epilepsy and other diseases of the nervous system** POA PDxIn

Conditions classifiable to G00-G99

Z82.1 **Family history of blindness and visual loss** POA PDxIn

Conditions classifiable to H54.-

Z82.2 **Family history of deafness and hearing loss** POA PDxIn

Conditions classifiable to H90-H91

Z82.3 **Family history of stroke** POA PDxIn

Conditions classifiable to I60-I64

5th Z82.4 **Family history of ischemic heart disease and other diseases of the circulatory system**

Conditions classifiable to I00-I5A, I65-I99

Z82.41 **Family history of sudden cardiac death** POA PDxIn

Z82.49 **Family history of ischemic heart disease and other diseases of the circulatory system** POA PDxIn

Z82.5 **Family history of asthma and other chronic lower respiratory diseases** POA PDxIn

Conditions classifiable to J40-J47

EXCLUDES2 *family history of other diseases of the respiratory system (Z83.6)*

5th Z82.6 **Family history of arthritis and other diseases of the musculoskeletal system and connective tissue**

Conditions classifiable to M00-M99

Z82.61 **Family history of arthritis** POA PDxIn

Z82.62 **Family history of osteoporosis** POA PDxIn

Z82.69 **Family history of other diseases of the musculoskeletal system and connective tissue** POA PDxIn

5th Z82.7 **Family history of congenital malformations, deformations and chromosomal abnormalities**

Conditions classifiable to Q00-Q99

Z82.71 **Family history of polycystic kidney** POA PDxIn

Z82.79 **Family history of other congenital malformations, deformations and chromosomal abnormalities** POA PDxIn

Z82.8 **Family history of other disabilities and chronic diseases leading to disablement, not elsewhere classified** POA PDxIn

4th **Z83 Family history of other specific disorders**

See Official Guidelines, "History (of)" I.C.21.c.4, "Previous conditions" III.A, "Code all documented conditions that coexist" IV.J

EXCLUDES2 *contact with and (suspected) exposure to communicable disease in the family (Z20.-)*

Z83.0 Family history of human immunodeficiency virus [HIV] disease POA PDxIn

Conditions classifiable to B20

Z83.1 Family history of other infectious and parasitic diseases POA PDxIn

Conditions classifiable to A00-B19, B25-B94, B99

Z83.2 Family history of diseases of the blood and blood-forming organs and certain disorders involving the immune mechanism POA PDxIn

Conditions classifiable to D50-D89

Z83.3 Family history of diabetes mellitus POA PDxIn

Conditions classifiable to E08-E13

5th **Z83.4 Family history of other endocrine, nutritional and metabolic diseases**

Conditions classifiable to E00-E07, E15-E88

Z83.41 Family history of multiple endocrine neoplasia [MEN] syndrome POA PDxIn

Z83.42 Family history of familial hypercholesterolemia POA PDxIn

AHA: Q4 2016

6th **Z83.43 Family history of other disorder of lipoprotein metabolism and other lipidemias**

Z83.430 Family history of elevated lipoprotein(a) POA PDxIn

AHA: Q4 2018

Family history of elevated Lp(a)

Z83.438 Family history of other disorder of lipoprotein metabolism and other lipidemia POA PDxIn

AHA: Q4 2018

Family history of familial combined hyperlipidemia

Z83.49 Family history of other endocrine, nutritional and metabolic diseases POA PDxIn

5th Z83.5 Family history of eye and ear disorders

6th Z83.51 Family history of eye disorders

Conditions classifiable to H00-H53, H55-H59

EXCLUDES2 *family history of blindness and visual loss (Z82.1)*

Z83.511 Family history of glaucoma POA PDxIn

Z83.518 Family history of other specified eye disorder POA PDxIn

Z83.52 Family history of ear disorders POA PDxIn

Conditions classifiable to H60-H83, H92-H95

EXCLUDES2 *family history of deafness and hearing loss (Z82.2)*

Z83.6 Family history of other diseases of the respiratory system POA PDxIn

Conditions classifiable to J00-J39, J60-J99

EXCLUDES2 *family history of asthma and other chronic lower respiratory diseases (Z82.5)*

5th Z83.7 Family history of diseases of the digestive system

Conditions classifiable to D12, K00-K93

6th Z83.71 Family history of colonic polyps

EXCLUDES2 *family history of malignant neoplasm of digestive organs (Z80.0)*

Z83.710 Family history of adenomatous and serrated polyps POA PDxIn

Conditions classifiable to D12.-

Family history of tubular adenoma polyps

Family history of tubulovillous adenoma polyps

Family history of villous adenoma polyps

Z83.711 Family history of hyperplastic colon polyps POA PDxIn

▲ Z83.718 ▶Family history of other colon polyps◀ POA PDxIn

Family history of inflammatory colon polyps

Z83.719 Family history of colon polyps, unspecified POA PDxIn

Family history of colon polyps NOS

Z83.72 Family history of familial adenomatous polyposis POA PDxIn

Z83.79 Family history of other diseases of the digestive system POA PDxIn

4th Z84 Family history of other conditions

See Official Guidelines, "History (of)" I.C.21.c.4, "Previous conditions" III.A, "Code all documented conditions that coexist" IV.J

Z84.0 Family history of diseases of the skin and subcutaneous tissue POA PDxIn

Conditions classifiable to L00-L99

5th Z84.1 Family history of disorders of kidney and ureter

Conditions classifiable to N00-N29

● Z84.11 Family history of APOL1-mediated kidney disease [AMKD] POA PDxIn

● Z84.19 Family history of other disorders of kidney and ureter POA PDxIn

Z84.2 Family history of other diseases of the genitourinary system POA PDxIn

Conditions classifiable to N30-N99

Z84.3 Family history of consanguinity POA PDxIn

5th Z84.8 Family history of other specified conditions

Z84.81 Family history of carrier of genetic disease POA PDxIn

AHA: Q1 2021

Z84.82 Family history of sudden infant death syndrome POA PDxIn

AHA: Q4 2016

Family history of SIDS

Z84.89 Family history of other specified conditions POA PDxIn

● Z84.A Family history of exposure to diethylstilbestrol POA PDxIn

*DES granddaughter or grandson

*Family history of DES exposure

*Third generation DES exposure

4th Z85 Personal history of malignant neoplasm

See Official Guidelines, "Primary malignancy previously excised" I.C.2.d, "Current malignancy versus personal history of malignancy" I.C.2.m, "History (of)" I.C.21.c.4, "Previous conditions" III.A, "Code all documented conditions that coexist" IV.J

Code first any follow-up examination after treatment of malignant neoplasm (Z08)

Use additional code to identify:

alcohol use and dependence (F10.-)

exposure to environmental tobacco smoke (Z77.22)

history of tobacco dependence (Z87.891)

occupational exposure to environmental tobacco smoke (Z57.31)

tobacco dependence (F17.-)

tobacco use (Z72.0)

EXCLUDES2 *personal history of benign neoplasm (Z86.01-)*

personal history of carcinoma-in-situ (Z86.00-)

5th Z85.0 Personal history of malignant neoplasm of digestive organs

Z85.00 Personal history of malignant neoplasm of unspecified digestive organ POA PDxIn

AHA: Q4 2018

Z85.01 Personal history of malignant neoplasm of esophagus POA PDxIn

AHA: Q4 2018

Conditions classifiable to C15

6th Z85.02 Personal history of malignant neoplasm of stomach

Z85.020 Personal history of malignant carcinoid tumor of stomach POA PDxIn

AHA: Q4 2018

Conditions classifiable to C7A.092

Z85.028 Personal history of other malignant neoplasm of stomach POA PDxIn

AHA: Q4 2018

Conditions classifiable to C16

6th Z85.03 Personal history of malignant neoplasm of large intestine

Z85.030 Personal history of malignant carcinoid tumor of large intestine POA PDxIn

AHA: Q4 2018

Conditions classifiable to C7A.022-C7A.025, C7A.029

Z85.038 Personal history of other malignant neoplasm of large intestine POA PDxIn

AHA: Q4 2018

Conditions classifiable to C18

6th Z85.04 Personal history of malignant neoplasm of rectum, rectosigmoid junction, and anus

Z85.040 Personal history of malignant carcinoid tumor of rectum POA PDxIn

AHA: Q4 2018

Conditions classifiable to C7A.026

Z85.048 Personal history of other malignant neoplasm of rectum, rectosigmoid junction, and anus POA PDxIn

AHA: Q4 2018

Conditions classifiable to C19-C21

Z85.05 Personal history of malignant neoplasm of liver POA PDxIn

AHA: Q4 2018

Conditions classifiable to C22

6th Z85.06 Personal history of malignant neoplasm of small intestine

Z85.060 Personal history of malignant carcinoid tumor of small intestine POA PDxIn

AHA: Q4 2018

Conditions classifiable to C7A.01-

Z85.068 Personal history of other malignant neoplasm of small intestine POA PDxIn

AHA: Q4 2018

Conditions classifiable to C17

Z85.07 Personal history of malignant neoplasm of pancreas POA PDxIn

AHA: Q4 2018

Conditions classifiable to C25

Z85.09 Personal history of malignant neoplasm of other digestive organs POA PDxIn

AHA: Q4 2018

5th Z85.1 Personal history of malignant neoplasm of trachea, bronchus and lung

6th Z85.11 Personal history of malignant neoplasm of bronchus and lung

Z85.110 Personal history of malignant carcinoid tumor of bronchus and lung POA PDxIn

AHA: Q4 2018

Conditions classifiable to C7A.090

Z85.118 Personal history of other malignant neoplasm of bronchus and lung POA PDxIn

AHA: Q4 2018

Conditions classifiable to C34

Z85.12 Personal history of malignant neoplasm of trachea POA PDxIn

AHA: Q4 2018

Conditions classifiable to C33

5th Z85.2 Personal history of malignant neoplasm of other respiratory and intrathoracic organs

Z85.20 Personal history of malignant neoplasm of unspecified respiratory organ POA PDxIn

AHA: Q4 2018

Z85.21 Personal history of malignant neoplasm of larynx POA PDxIn

AHA: Q4 2018

Conditions classifiable to C32

Z85.22 Personal history of malignant neoplasm of nasal cavities, middle ear, and accessory sinuses POA PDxIn

AHA: Q4 2018

Conditions classifiable to C30-C31

6th Z85.23 Personal history of malignant neoplasm of thymus

Z85.230 Personal history of malignant carcinoid tumor of thymus POA PDxIn

AHA: Q4 2018

Conditions classifiable to C7A.091

Z85.238 Personal history of other malignant neoplasm of thymus POA PDxIn

AHA: Q4 2018

Conditions classifiable to C37

Z85.29 Personal history of malignant neoplasm of other respiratory and intrathoracic organs POA PDxIn

AHA: Q4 2018

Z85.3 Personal history of malignant neoplasm of breast POA PDxIn

AHA: Q3 2020, Q4 2018

Conditions classifiable to C50.-

5th Z85.4 Personal history of malignant neoplasm of genital organs

Conditions classifiable to C51-C63

Z85.40 Personal history of malignant neoplasm of unspecified female genital organ POA PDxIn

AHA: Q4 2018

Z85.41 Personal history of malignant neoplasm of cervix uteri POA PDxIn

AHA: Q4 2018

Z85.42 Personal history of malignant neoplasm of other parts of uterus POA PDxIn

AHA: Q4 2018

Z85.43 Personal history of malignant neoplasm of ovary POA PDxIn

AHA: Q4 2018

Z85.44 Personal history of malignant neoplasm of other female genital organs POA PDxIn

AHA: Q2 2024, Q4 2018

Z85.45 Personal history of malignant neoplasm of unspecified male genital organ POA PDxIn

AHA: Q4 2018

Z85.46 Personal history of malignant neoplasm of prostate POA PDxIn

AHA: Q2 2023, Q4 2018

Z85.47 Personal history of malignant neoplasm of testis POA PDxIn

AHA: Q4 2018

Z85.48 Personal history of malignant neoplasm of epididymis POA PDxIn

AHA: Q4 2018

Z85.49 Personal history of malignant neoplasm of other male genital organs POA PDxIn

AHA: Q4 2018

● Z85.4A Personal history of malignant neoplasm of fallopian tube(s) POA PDxIn

5th Z85.5 Personal history of malignant neoplasm of urinary tract

Conditions classifiable to C64-C68

Z85.50 Personal history of malignant neoplasm of unspecified urinary tract organ POA PDxIn

AHA: Q4 2018

Z85.51 Personal history of malignant neoplasm of bladder POA PDxIn

AHA: Q4 2018

6th Z85.52 Personal history of malignant neoplasm of kidney

EXCLUDES1 *personal history of malignant neoplasm of renal pelvis (Z85.53)*

Z85.520 Personal history of malignant carcinoid tumor of kidney POA PDxIn

AHA: Q4 2018

Conditions classifiable to C7A.093

Z85.528 Personal history of other malignant neoplasm of kidney POA PDxIn

AHA: Q4 2018

Conditions classifiable to C64

Z85.53 Personal history of malignant neoplasm of renal pelvis POA PDxIn

AHA: Q4 2018

Z85.54 Personal history of malignant neoplasm of ureter POA PDxIn

AHA: Q4 2018

Z85.59 Personal history of malignant neoplasm of other urinary tract organ POA PDxIn

AHA: Q4 2018

Z85.6 Personal history of leukemia POA PDxIn

See Official Guidelines, "Leukemia, Multiple Myeloma, and Malignant Plasma Cell Neoplasms in remission versus personal history" I.C.2.n, "Underdose of insulin due to insulin pump failure" I.C.4.a.5.a

AHA: Q4 2018

Conditions classifiable to C91-C95

EXCLUDES1 *leukemia in remission C91.0-C95.9 with 5th character 1*

5th Z85.7 Personal history of other malignant neoplasms of lymphoid, hematopoietic and related tissues

Z85.71 Personal history of Hodgkin lymphoma POA PDxIn

AHA: Q4 2018

Conditions classifiable to C81

Z85.72 Personal history of non-Hodgkin lymphomas POA PDxIn

AHA: Q3 2022, Q4 2018

Conditions classifiable to C82-C85

Z85.79 Personal history of other malignant neoplasms of lymphoid, hematopoietic and related tissues POA PDxIn

See Official Guidelines, "Leukemia, Multiple Myeloma, and Malignant Plasma Cell Neoplasms in remission versus personal history" I.C.2.n

AHA: Q4 2018

Conditions classifiable to C88-C90, C96

EXCLUDES1 *multiple myeloma in remission (C90.01)*

plasma cell leukemia in remission (C90.11)

plasmacytoma in remission (C90.21)

5th Z85.8 Personal history of malignant neoplasms of other organs and systems

Conditions classifiable to C00-C14, C40-C49, C69-C75, C7A.098, C76-C79

6th Z85.81 Personal history of malignant neoplasm of lip, oral cavity, and pharynx

Conditions classifiable to C00-C14

Z85.810 Personal history of malignant neoplasm of tongue POA PDxIn

Z85.818 Personal history of malignant neoplasm of other sites of lip, oral cavity, and pharynx POA PDxIn

Z85.819 Personal history of malignant neoplasm of unspecified site of lip, oral cavity, and pharynx POA PDxIn

6th Z85.82 Personal history of malignant neoplasm of skin

Z85.820 Personal history of malignant melanoma of skin POA PDxIn

AHA: Q3 2022

Conditions classifiable to C43

Z85.821 Personal history of Merkel cell carcinoma POA PDxIn

Conditions classifiable to C4A

Z85.828 Personal history of other malignant neoplasm of skin POA PDxIn

Conditions classifiable to C44

6th Z85.83 Personal history of malignant neoplasm of bone and soft tissue

Conditions classifiable to C40-C41; C45-C49

Z85.830 Personal history of malignant neoplasm of bone POA PDxIn

Z85.831 Personal history of malignant neoplasm of soft tissue POA PDxIn

EXCLUDES2 *personal history of malignant neoplasm of skin (Z85.82-)*

6th Z85.84 Personal history of malignant neoplasm of eye and nervous tissue

Conditions classifiable to C69-C72

Z85.840 Personal history of malignant neoplasm of eye POA PDxIn

Z85.841 Personal history of malignant neoplasm of brain POA PDxIn

Z85.848 Personal history of malignant neoplasm of other parts of nervous tissue POA PDxIn

6th Z85.85 Personal history of malignant neoplasm of endocrine glands

Conditions classifiable to C73-C75

Z85.850 Personal history of malignant neoplasm of thyroid POA PDxIn

Z85.858 Personal history of malignant neoplasm of other endocrine glands POA PDxIn

AHA: Q2 2024

Z85.89 Personal history of malignant neoplasm of other organs and systems POA PDxIn

Conditions classifiable to C7A.098, C76, C77-C79

Z85.9 Personal history of malignant neoplasm, unspecified POA PDxIn

Conditions classifiable to C7A.00, C80.1

4th Z86 **Personal history of certain other diseases**

See Official Guidelines, "History (of)" I.C.21.c.4, "Previous conditions" III.A, "Code all documented conditions that coexist" IV.J

Code first any follow-up examination after treatment (Z09)

5th Z86.0 **Personal history of in-situ and benign neoplasms and neoplasms of uncertain behavior**

EXCLUDES2 *personal history of malignant neoplasms (Z85.-)*

6th Z86.00 **Personal history of in-situ neoplasm**

Conditions classifiable to D00-D09

Z86.000 **Personal history of in-situ neoplasm of breast** POA PDxIn

AHA: Q4 2019

Conditions classifiable to D05

Z86.001 **Personal history of in-situ neoplasm of cervix uteri** POA PDxIn

AHA: Q4 2019

Conditions classifiable to D06

Personal history of cervical intraepithelial neoplasia III [CIN III]

Z86.002 **Personal history of in-situ neoplasm of other and unspecified genital organs** POA PDxIn

AHA: Q4 2019

Conditions classifiable to D07

Personal history of high-grade prostatic intraepithelial neoplasia III [HGPIN III]

Personal history of vaginal intraepithelial neoplasia III [VAIN III]

Personal history of vulvar intraepithelial neoplasia III [VIN III]

Z86.003 **Personal history of in-situ neoplasm of oral cavity, esophagus and stomach** POA PDxIn

AHA: Q4 2019

Conditions classifiable to D00

Z86.004 **Personal history of in-situ neoplasm of other and unspecified digestive organs** POA PDxIn

AHA: Q4 2019

Conditions classifiable to D01

Personal history of anal intraepithelial neoplasia (AIN III)

Z86.005 **Personal history of in-situ neoplasm of middle ear and respiratory system** POA PDxIn

AHA: Q4 2019

Conditions classifiable to D02

Z86.006 **Personal history of melanoma in-situ** POA PDxIn

AHA: Q4 2019

Conditions classifiable to D03

EXCLUDES2 *sites other than skin - code to personal history of in-situ neoplasm of the site*

Z86.007 **Personal history of in-situ neoplasm of skin** POA PDxIn

AHA: Q4 2019

Conditions classifiable to D04

Personal history of carcinoma in situ of skin

Z86.008 **Personal history of in-situ neoplasm of other site** POA PDxIn

AHA: Q4 2019

Conditions classifiable to D09

● Z86.00A **Personal history of in-situ neoplasm of the fallopian tube(s)** POA

6th Z86.01 **Personal history of benign neoplasm**

7th Z86.010 **Personal history of colon polyps** POA PDxIn

AHA: Q1 2021, Q1 2017

Personal history of colorectal polyps

Personal history of rectal polyps

Z86.0100 **Personal history of colon polyps, unspecified**

*Personal history of colon polyps NOS

Z86.0101 **Personal history of adenomatous and serrated colon polyps**

*Personal history of tubular adenoma polyps

*Personal history of sessile adenomatous colon polyp

*Personal history of sessile serrated colon polyp

*Personal history of tubulovillous adenoma polyps

*Personal history of villous adenoma polyps

*Personal history of traditional serrated adenoma polyps

Z86.0102 **Personal history of hyperplastic colon polyps**

Z86.0109 **Personal history of other colon polyps**

Z86.011 **Personal history of benign neoplasm of the brain** POA PDxIn

Z86.012 **Personal history of benign carcinoid tumor** POA PDxIn

Z86.018 **Personal history of other benign neoplasm** POA PDxIn

AHA: Q1 2017

Z86.03 **Personal history of neoplasm of uncertain behavior** POA PDxIn

5th Z86.1 **Personal history of infectious and parasitic diseases**

Conditions classifiable to A00-B89, B99

EXCLUDES1 *personal history of infectious diseases specific to a body system*

sequelae of infectious and parasitic diseases (B90-B94)

Z86.11 **Personal history of tuberculosis** POA PDxIn

Z86.12 **Personal history of poliomyelitis** POA PDxIn

Z86.13 **Personal history of malaria** POA PDxIn

Z86.14 **Personal history of Methicillin resistant Staphylococcus aureus infection** POA PDxIn

Personal history of MRSA infection

Z86.15 **Personal history of latent tuberculosis infection** POA PDxIn

AHA: Q4 2019

Z86.16 **Personal history of COVID-19** POA PDxIn

See Official Guidelines, "Personal history of COVID-19" I.C.1.g.1.i, "Follow-up visits after COVID-19 infection has resolved" I.C.1.g.1.j

AHA: Q1 2021, Q4 2021

EXCLUDES1 *post COVID-19 condition (U09.9)*

Z86.19 **Personal history of other infectious and parasitic diseases** POA PDxIn

AHA: Q3 2022, Q1 2021, Q4 2021, Q2 2020, Q3 2020, Q4 2020

Z86.2 **Personal history of diseases of the blood and blood-forming organs and certain disorders involving the immune mechanism** POA PDxIn

Conditions classifiable to D50-D89

5th Z86.3 **Personal history of endocrine, nutritional and metabolic diseases**

Conditions classifiable to E00-E88

Z86.31 **Personal history of diabetic foot ulcer** POA PDxIn

EXCLUDES2 *current diabetic foot ulcer (E08.621, E09.621, E10.621, E11.621, E13.621)*

Z86.32 **Personal history of gestational diabetes** POA PDxIn

Personal history of conditions classifiable to O24.4-

EXCLUDES1 *gestational diabetes mellitus in current pregnancy (O24.4-)*

Z86.39 **Personal history of other endocrine, nutritional and metabolic disease** POA PDxIn

AHA: Q1 2020

5th Z86.5 Personal history of mental and behavioral disorders

Conditions classifiable to F40-F59

Z86.51 Personal history of combat and operational stress reaction A POA PDxIn

Z86.59 Personal history of other mental and behavioral disorders POA PDxIn

See Official Guidelines, "Nonspecific Z Codes" I.C.21.c.14

5th Z86.6 Personal history of diseases of the nervous system and sense organs

Conditions classifiable to G00-G99, H00-H95

Z86.61 Personal history of infections of the central nervous system POA PDxIn

Personal history of encephalitis

Personal history of meningitis

Z86.69 Personal history of other diseases of the nervous system and sense organs POA PDxIn

AHA: Q4 2016

5th Z86.7 Personal history of diseases of the circulatory system

Conditions classifiable to I00-I99

EXCLUDES2 *old myocardial infarction (I25.2)*

personal history of anaphylactic shock (Z87.892)

postmyocardial infarction syndrome (I24.1)

6th Z86.71 Personal history of venous thrombosis and embolism

Z86.711 Personal history of pulmonary embolism POA PDxIn

Z86.718 Personal history of other venous thrombosis and embolism POA PDxIn

AHA: Q2 2020

Z86.72 Personal history of thrombophlebitis POA PDxIn

Z86.73 Personal history of transient ischemic attack (TIA), and cerebral infarction without residual deficits POA PDxIn

See Official Guidelines, "Sequelae of Cerebrovascular Disease" I.C.9.d.1-3

AHA: Q1 2023

Personal history of prolonged reversible ischemic neurological deficit (PRIND)

Personal history of stroke NOS without residual deficits

EXCLUDES1 *personal history of traumatic brain injury (Z87.820)*

sequelae of cerebrovascular disease (I69.-)

Z86.74 Personal history of sudden cardiac arrest POA PDxIn

AHA: Q1 2024

Personal history of sudden cardiac death successfully resuscitated

Z86.79 Personal history of other diseases of the circulatory system POA PDxIn

AHA: Q2 2022, Q1 2020

4th Z87 **Personal history of other diseases and conditions**

See Official Guidelines, "History (of)" I.C.21.c.4, "Previous conditions" III.A, "Code all documented conditions that coexist" IV.J

Code first any follow-up examination after treatment (Z09)

5th Z87.0 **Personal history of diseases of the respiratory system**

Conditions classifiable to J00-J99

Z87.01 **Personal history of pneumonia (recurrent)** POA PDxIn

Z87.09 **Personal history of other diseases of the respiratory system** POA PDxIn

5th Z87.1 **Personal history of diseases of the digestive system**

Conditions classifiable to K00-K93

Z87.11 **Personal history of peptic ulcer disease** POA PDxIn

Z87.19 **Personal history of other diseases of the digestive system** POA PDxIn

AHA: Q1 2017

Z87.2 **Personal history of diseases of the skin and subcutaneous tissue** POA PDxIn

Conditions classifiable to L00-L99

EXCLUDES2 *personal history of diabetic foot ulcer (Z86.31)*

5th Z87.3 **Personal history of diseases of the musculoskeletal system and connective tissue**

Conditions classifiable to M00-M99

EXCLUDES2 *personal history of (healed) traumatic fracture (Z87.81)*

6th Z87.31 **Personal history of (healed) nontraumatic fracture**

Z87.310 **Personal history of (healed) osteoporosis fracture** POA PDxIn

See Official Guidelines, "Osteoporosis without pathological fracture" I.C.13.d.1, "History (of)" I.C.21.c.4

Personal history of (healed) fragility fracture

Personal history of (healed) collapsed vertebra due to osteoporosis

Z87.311 **Personal history of (healed) other pathological fracture** POA PDxIn

Personal history of (healed) collapsed vertebra NOS

EXCLUDES2 *personal history of osteoporosis fracture (Z87.310)*

Z87.312 **Personal history of (healed) stress fracture** POA PDxIn

Personal history of (healed) fatigue fracture

Z87.39 **Personal history of other diseases of the musculoskeletal system and connective tissue** POA PDxIn

5th Z87.4 Personal history of diseases of genitourinary system

Conditions classifiable to N00-N99

6th Z87.41 Personal history of dysplasia of the female genital tract

EXCLUDES1 *personal history of intraepithelial neoplasia III of female genital tract ▶(Z86.001, Z86.008, Z86.00A)◀*

personal history of malignant neoplasm of female genital tract ▶(Z85.40-Z85.44, Z85.4A)◀

Z87.410 Personal history of cervical dysplasia POA PDxIn

Z87.411 Personal history of vaginal dysplasia POA PDxIn

Z87.412 Personal history of vulvar dysplasia POA PDxIn

Z87.42 Personal history of other diseases of the female genital tract POA PDxIn

6th Z87.43 Personal history of diseases of male genital organs

Z87.430 Personal history of prostatic dysplasia POA PDxIn

EXCLUDES1 *personal history of malignant neoplasm of prostate (Z85.46)*

Z87.438 Personal history of other diseases of male genital organs POA PDxIn

6th Z87.44 Personal history of diseases of urinary system

EXCLUDES1 *personal history of malignant neoplasm of cervix uteri (Z85.41)*

Z87.440 Personal history of urinary (tract) infections POA PDxIn

Z87.441 Personal history of nephrotic syndrome POA PDxIn

Z87.442 Personal history of urinary calculi POA PDxIn

Personal history of kidney stones

Z87.448 Personal history of other diseases of urinary system POA PDxIn

5th Z87.5 Personal history of complications of pregnancy, childbirth and the puerperium

Conditions classifiable to O00-O9A

EXCLUDES2 *recurrent pregnancy loss (N96)*

Z87.51 Personal history of pre-term labor POA PDxIn

EXCLUDES1 *current pregnancy with history of pre-term labor (O09.21-)*

Z87.59 Personal history of other complications of pregnancy, childbirth and the puerperium POA PDxIn

Personal history of trophoblastic disease

5th Z87.6 Personal history of certain (corrected) conditions arising in the perinatal period

Conditions classifiable to P00-P96

EXCLUDES1 *personal history of (corrected) congenital malformations (Z87.7-)*

Z87.61 Personal history of (corrected) necrotizing enterocolitis of newborn POA PDxIn

AHA: Q4 2022

Z87.68 Personal history of other (corrected) conditions arising in the perinatal period POA PDxIn

AHA: Q4 2022

5th Z87.7 Personal history of (corrected) congenital malformations

Conditions classifiable to Q00-Q89 that have been repaired or corrected

EXCLUDES2 *congenital malformations that have been partially corrected or repaired but which still require medical treatment - code to condition*

other postprocedural states (Z98.-)

personal history of medical treatment (Z92.-)

presence of cardiac and vascular implants and grafts (Z95.-)

presence of other devices (Z97.-)

presence of other functional implants (Z96.-)

transplanted organ and tissue status (Z94.-)

6th Z87.71 Personal history of (corrected) congenital malformations of genitourinary system

Z87.710 Personal history of (corrected) hypospadias POA PDxIn

Z87.718 Personal history of other specified (corrected) congenital malformations of genitourinary system POA PDxIn

6th Z87.72 Personal history of (corrected) congenital malformations of nervous system and sense organs

Z87.720 Personal history of (corrected) congenital malformations of eye POA PDxIn

Z87.721 Personal history of (corrected) congenital malformations of ear POA PDxIn

Z87.728 Personal history of other specified (corrected) congenital malformations of nervous system and sense organs POA PDxIn

6th Z87.73 Personal history of (corrected) congenital malformations of digestive system

Z87.730 Personal history of (corrected) cleft lip and palate POA PDxIn

Z87.731 Personal history of (corrected) tracheoesophageal fistula or atresia POA PDxIn

AHA: Q4 2022

Z87.732 Personal history of (corrected) persistent cloaca or cloacal malformations POA PDxIn

AHA: Q4 2022

Z87.738 Personal history of other specified (corrected) congenital malformations of digestive system POA PDxIn

Z87.74 Personal history of (corrected) congenital malformations of heart and circulatory system POA PDxIn

Z87.75 Personal history of (corrected) congenital malformations of respiratory system POA PDxIn

6th Z87.76 Personal history of (corrected) congenital malformations of integument, limbs and musculoskeletal system

Z87.760 Personal history of (corrected) congenital diaphragmatic hernia or other congenital diaphragm malformations POA PDxIn

AHA: Q4 2022

Z87.761 Personal history of (corrected) gastroschisis POA PDxIn

AHA: Q4 2022

Z87.762 Personal history of (corrected) prune belly malformation POA PDxIn

AHA: Q4 2022

Z87.763 Personal history of other (corrected) congenital abdominal wall malformations POA PDxIn

AHA: Q4 2022

Z87.768 Personal history of other specified (corrected) congenital malformations of integument, limbs and musculoskeletal system POA PDxIn

AHA: Q4 2022

6th Z87.79 Personal history of other (corrected) congenital malformations

Z87.790 Personal history of (corrected) congenital malformations of face and neck POA PDxIn

Z87.798 Personal history of other (corrected) congenital malformations POA PDxIn

5th Z87.8 Personal history of other specified conditions

EXCLUDES2 *personal history of self harm (Z91.5-)*

Z87.81 Personal history of (healed) traumatic fracture POA PDxIn

EXCLUDES2 *personal history of (healed) nontraumatic fracture (Z87.31-)*

6th Z87.82 Personal history of other (healed) physical injury and trauma

Conditions classifiable to S00-T88, except traumatic fractures

Z87.820 Personal history of traumatic brain injury POA PDxIn

EXCLUDES1 *personal history of transient ischemic attack (TIA), and cerebral infarction without residual deficits (Z86.73)*

Z87.821 Personal history of retained foreign body fully removed POA PDxIn

Z87.828 Personal history of other (healed) physical injury and trauma POA PDxIn

6th Z87.89 Personal history of other specified conditions

Z87.890 Personal history of sex reassignment POA

Z87.891 Personal history of nicotine dependence POA PDxIn

AHA: Q2 2017

EXCLUDES1 *current nicotine dependence (F17.2-)*

Z87.892 Personal history of anaphylaxis POA PDxIn

AHA: Q2 2025

Code also allergy status such as:

allergy status to drugs, medicaments and biological substances (Z88.-)

allergy status, other than to drugs and biological substances (Z91.0-)

Z87.898 Personal history of other specified conditions POA PDxIn

4th Z88 **Allergy status to drugs, medicaments and biological substances**

See Official Guidelines, "Categories of Z codes - Status" I.C.21.c.3

EXCLUDES2 *Allergy status, other than to drugs and biological substances (Z91.0-)*

Z88.0 **Allergy status to penicillin** POA PDxIn

Z88.1 **Allergy status to other antibiotic agents** POA PDxIn

Z88.2 **Allergy status to sulfonamides** POA PDxIn

AHA: Q3 2015

Z88.3 **Allergy status to other anti-infective agents** POA PDxIn

Z88.4 **Allergy status to anesthetic agent** POA PDxIn

Z88.5 **Allergy status to narcotic agent** POA PDxIn

Z88.6 **Allergy status to analgesic agent** POA PDxIn

Z88.7 **Allergy status to serum and vaccine** POA PDxIn

Z88.8 **Allergy status to other drugs, medicaments and biological substances** POA PDxIn

AHA: Q2 2025

Z88.9 **Allergy status to unspecified drugs, medicaments and biological substances** POA PDxIn

See Official Guidelines, "Nonspecific Z codes" I.C.21.c.14

4th Z89 Acquired absence of limb

See Official Guidelines, "Categories of Z codes - Status" I.C.21.c.3

INCLUDES *amputation status*

postprocedural loss of limb

post-traumatic loss of limb

EXCLUDES1 *acquired deformities of limbs (M20-M21)*

congenital absence of limbs (Q71-Q73)

5th Z89.0 Acquired absence of thumb and other finger(s)

6th Z89.01 Acquired absence of thumb

Z89.011 Acquired absence of right thumb POA PDxIn

Z89.012 Acquired absence of left thumb POA PDxIn

Z89.019 Acquired absence of unspecified thumb POA PDxIn

6th Z89.02 Acquired absence of other finger(s)

EXCLUDES2 *acquired absence of thumb (Z89.01-)*

Z89.021 Acquired absence of right finger(s) POA PDxIn

Z89.022 Acquired absence of left finger(s) POA PDxIn

Z89.029 Acquired absence of unspecified finger(s) POA PDxIn

5th Z89.1 Acquired absence of hand and wrist

6th Z89.11 Acquired absence of hand

Z89.111 Acquired absence of right hand POA PDxIn

Z89.112 Acquired absence of left hand POA PDxIn

Z89.119 Acquired absence of unspecified hand POA PDxIn

6th Z89.12 Acquired absence of wrist

Disarticulation at wrist

Z89.121 Acquired absence of right wrist POA PDxIn

Z89.122 Acquired absence of left wrist POA PDxIn

Z89.129 Acquired absence of unspecified wrist POA PDxIn

Z89.2 Acquired absence of upper limb above wrist

6th Z89.20 Acquired absence of upper limb, unspecified level

Z89.201 Acquired absence of right upper limb, unspecified level POA PDxIn

Z89.202 Acquired absence of left upper limb, unspecified level POA PDxIn

Z89.209 Acquired absence of unspecified upper limb, unspecified level POA PDxIn

Acquired absence of arm NOS

6th Z89.21 Acquired absence of upper limb below elbow

Z89.211 Acquired absence of right upper limb below elbow POA PDxIn

Z89.212 Acquired absence of left upper limb below elbow POA PDxIn

Z89.219 Acquired absence of unspecified upper limb below elbow POA PDxIn

6th Z89.22 Acquired absence of upper limb above elbow

Disarticulation at elbow

Z89.221 Acquired absence of right upper limb above elbow POA PDxIn

Z89.222 Acquired absence of left upper limb above elbow POA PDxIn

Z89.229 Acquired absence of unspecified upper limb above elbow POA PDxIn

6th Z89.23 Acquired absence of shoulder

Acquired absence of shoulder joint following explantation of shoulder joint prosthesis, with or without presence of antibiotic-impregnated cement spacer

Z89.231 Acquired absence of right shoulder POA PDxIn

Z89.232 Acquired absence of left shoulder POA PDxIn

Z89.239 Acquired absence of unspecified shoulder POA PDxIn

5th Z89.4 Acquired absence of toe(s), foot, and ankle

6th Z89.41 Acquired absence of great toe

Z89.411 Acquired absence of right great toe POA PDxIn

Z89.412 Acquired absence of left great toe POA PDxIn

Z89.419 Acquired absence of unspecified great toe POA PDxIn

6th Z89.42 Acquired absence of other toe(s)

EXCLUDES2 *acquired absence of great toe (Z89.41-)*

Z89.421 Acquired absence of other right toe(s) POA PDxIn

Z89.422 Acquired absence of other left toe(s) POA PDxIn

Z89.429 Acquired absence of other toe(s), unspecified side POA PDxIn

6th Z89.43 Acquired absence of foot

Z89.431 Acquired absence of right foot POA HCC PDxIn

Z89.432 Acquired absence of left foot POA HCC PDxIn

Z89.439 Acquired absence of unspecified foot POA HCC PDxIn

6th Z89.44 Acquired absence of ankle

Disarticulation of ankle

Z89.441 Acquired absence of right ankle POA HCC PDxIn

Z89.442 Acquired absence of left ankle POA HCC PDxIn

Z89.449 Acquired absence of unspecified ankle POA HCC PDxIn

5th Z89.5 Acquired absence of leg below knee

6th Z89.51 Acquired absence of leg below knee

Z89.511 Acquired absence of right leg below knee POA HCC PDxIn

Z89.512 Acquired absence of left leg below knee POA HCC PDxIn

Z89.519 Acquired absence of unspecified leg below knee POA HCC PDxIn

6th Z89.52 Acquired absence of knee

Acquired absence of knee joint following explantation of knee joint prosthesis, with or without presence of antibiotic-impregnated cement spacer

Z89.521 Acquired absence of right knee POA PDxIn

Z89.522 Acquired absence of left knee POA PDxIn

Z89.529 Acquired absence of unspecified knee POA PDxIn

5th Z89.6 Acquired absence of leg above knee

6th Z89.61 Acquired absence of leg above knee

Acquired absence of leg NOS

Disarticulation at knee

Z89.611 Acquired absence of right leg above knee POA HCC PDxIn

Z89.612 Acquired absence of left leg above knee POA HCC PDxIn

Z89.619 Acquired absence of unspecified leg above knee POA HCC PDxIn

6th Z89.62 Acquired absence of hip

Acquired absence of hip joint following explantation of hip joint prosthesis, with or without presence of antibiotic-impregnated cement spacer

Disarticulation at hip

Z89.621 Acquired absence of right hip joint POA PDxIn

Z89.622 Acquired absence of left hip joint POA PDxIn

Z89.629 Acquired absence of unspecified hip joint POA PDxIn

Z89.9 Acquired absence of limb, unspecified POA PDxIn

4th Z90 **Acquired absence of organs, not elsewhere classified**

See Official Guidelines, "Categories of Z codes - Status" I.C.21.c.3

INCLUDES *postprocedural or post-traumatic loss of body part NEC*

EXCLUDES1 *congenital absence - see Alphabetical Index*

EXCLUDES2 *postprocedural absence of endocrine glands (E89.-)*

5th Z90.0 **Acquired absence of part of head and neck**

Z90.01 **Acquired absence of eye** POA PDxIn

Z90.02 **Acquired absence of larynx** POA PDxIn

Z90.09 **Acquired absence of other part of head and neck** POA PDxIn

Acquired absence of nose

EXCLUDES2 *teeth (K08.1)*

5th Z90.1 **Acquired absence of breast and nipple**

Z90.10 **Acquired absence of unspecified breast and nipple** POA

Z90.11 **Acquired absence of right breast and nipple** POA

Z90.12 **Acquired absence of left breast and nipple** POA

Z90.13 **Acquired absence of bilateral breasts and nipples** POA

AHA: Q3 2022

Z90.2 **Acquired absence of lung [part of]** POA PDxIn

Z90.3 **Acquired absence of stomach [part of]** POA PDxIn

5th Z90.4 Acquired absence of other specified parts of digestive tract

6th Z90.41 Acquired absence of pancreas

See Official Guidelines, "Secondary diabetes mellitus due to pancreatectomy" I.C.4.a.6.b.i

Code also exocrine pancreatic insufficiency (K86.81)

Use additional code to identify any associated:

diabetes mellitus, postpancreatectomy (E13.-)

insulin use (Z79.4)

Z90.410 Acquired total absence of pancreas POA PDxIn

Acquired absence of pancreas NOS

Z90.411 Acquired partial absence of pancreas POA PDxIn

AHA: Q2 2024

Z90.49 Acquired absence of other specified parts of digestive tract POA PDxIn

Z90.5 Acquired absence of kidney POA PDxIn

Z90.6 Acquired absence of other parts of urinary tract POA PDxIn

Acquired absence of bladder

5th Z90.7 Acquired absence of genital organ(s)

EXCLUDES1 *personal history of sex reassignment (Z87.890)*

EXCLUDES2 *female genital mutilation status (N90.81-)*

6th Z90.71 Acquired absence of cervix and uterus

Z90.710 Acquired absence of both cervix and uterus POA PDxIn

Acquired absence of uterus NOS

Status post total hysterectomy

Z90.711 Acquired absence of uterus with remaining cervical stump POA PDxIn

Status post partial hysterectomy with remaining cervical stump

Z90.712 Acquired absence of cervix with remaining uterus POA PDxIn

6th Z90.72 Acquired absence of ovaries

Z90.721 Acquired absence of ovaries, unilateral POA PDxIn

Z90.722 Acquired absence of ovaries, bilateral POA PDxIn

Z90.79 Acquired absence of other genital organ(s) POA PDxIn

AHA: Q2 2023

5th Z90.8 Acquired absence of other organs

Z90.81 Acquired absence of spleen POA PDxIn

Z90.89 Acquired absence of other organs POA PDxIn

AHA: Q3 2023

4th Z91 **Personal risk factors, not elsewhere classified**

EXCLUDES2 *contact with and (suspected) exposures hazardous to health (Z77.-)*

exposure to pollution and other problems related to physical environment (Z77.1-)

female genital mutilation status (N90.81-)

occupational exposure to risk factors (Z57.-)

personal history of physical injury and trauma (Z87.81, Z87.82-)

5th Z91.0 **Allergy status, other than to drugs and biological substances**

See Official Guidelines, "Categories of Z codes - Status" I.C.21.c.3

EXCLUDES2 *Allergy status to drugs, medicaments, and biological substances (Z88.-)*

6th Z91.01 **Food allergy status**

EXCLUDES2 *food additives allergy status (Z91.02)*

Z91.010 **Allergy to peanuts** POA PDxIn

7th Z91.011 **Allergy to milk products** POA PDxIn

EXCLUDES1 lactose intolerance (E73.-)

- Z91.0110 **Allergy to milk products, unspecified**
- Z91.0111 **Allergy to milk products with tolerance to baked milk**

EXCLUDES1 *Allergy to milk products with reactivity to baked milk (Z91.0112)

- Z91.0112 **Allergy to milk products with reactivity to baked milk**

EXCLUDES1 *Allergy to milk products with tolerance to baked milk (Z91.0111)

7th Z91.012 **Allergy to eggs** POA PDxIn

- Z91.0120 **Allergy to eggs, unspecified**
- Z91.0121 **Allergy to eggs with tolerance to baked egg**

  EXCLUDES1 *Allergy to eggs with reactivity to baked egg (Z91.0122)
- Z91.0122 **Allergy to eggs with reactivity to baked egg**

EXCLUDES1 *Allergy to egg with tolerance to baked egg (Z91.0121)

Z91.013 **Allergy to seafood** POA PDxIn
- Allergy to shellfish
- Allergy to octopus or squid ink

Z91.014 **Allergy to mammalian meats** POA PDxIn
- Allergy to beef
- Allergy to lamb
- Allergy to pork
- Allergy to red meats

Z91.018 **Allergy to other foods** POA PDxIn
- Allergy to nuts other than peanuts

Z91.02 **Food additives allergy status** POA PDxIn

6th Z91.03 **Insect allergy status**

Z91.030 **Bee allergy status** POA PDxIn

Z91.038 **Other insect allergy status** POA PDxIn

6th Z91.04 **Nonmedicinal substance allergy status**

Z91.040 **Latex allergy status** POA PDxIn
- Latex sensitivity status

Z91.041 **Radiographic dye allergy status** POA PDxIn
- Allergy status to contrast media used for diagnostic X-ray procedure

Z91.048 **Other nonmedicinal substance allergy status** POA PDxIn

Z91.09 **Other allergy status, other than to drugs and biological substances** POA PDxIn

5th Z91.1 Patient's noncompliance with medical treatment and regimen

See Official Guidelines, "Miscellaneous Z Codes" I.C.21.c.13

Code also, if applicable, to identify underdosing of specific drug (T36-T50 with final character 6)

EXCLUDES2 *caregiver noncompliance with patient's medical treatment and regimen (Z91.A-)*

6th Z91.11 Patient's noncompliance with dietary regimen

Code also, if applicable, food insecurity (Z59.4-)

Z91.110 Patient's noncompliance with dietary regimen due to financial hardship POA PDxIn

AHA: Q4 2022

Z91.118 Patient's noncompliance with dietary regimen for other reason POA PDxIn

AHA: Q4 2022

Inability to comply with dietary regimen

Z91.119 Patient's noncompliance with dietary regimen due to unspecified reason POA PDxIn

AHA: Q4 2022

6th Z91.12 Patient's intentional underdosing of medication regimen

See Official Guidelines, "Underdosing" I.C.19.e.5.c

Code first underdosing of medication (T36-T50) with fifth or sixth character 6

Z91.120 Patient's intentional underdosing of medication regimen due to financial hardship POA PDxIn

Z91.128 Patient's intentional underdosing of medication regimen for other reason POA PDxIn

6th Z91.13 Patient's unintentional underdosing of medication regimen

See Official Guidelines, "Underdosing" I.C.19.e.5.c

Code first underdosing of medication (T36-T50) with fifth or sixth character 6

Z91.130 Patient's unintentional underdosing of medication regimen due to age-related debility POA PDxIn

Z91.138 Patient's unintentional underdosing of medication regimen for other reason POA PDxIn

6th Z91.14 Patient's other noncompliance with medication regimen

See Official Guidelines, "Underdosing" I.C.19.e.5.c

Patient's underdosing of medication NOS

Code first, if applicable, adverse effect of underdosing (T36-T50)

Z91.141 Patient's other noncompliance with medication regimen due to financial hardship POA PDxIn

AHA: Q1 2023

Z91.148 Patient's other noncompliance with medication regimen for other reason POA PDxIn

AHA: Q1 2023

6th Z91.15 Patient's noncompliance with renal dialysis

Z91.151 Patient's noncompliance with renal dialysis due to financial hardship POA RxHCC PDxIn

AHA: Q1 2023

Z91.158 Patient's noncompliance with renal dialysis for other reason POA RxHCC PDxIn

AHA: Q1 2023

6th Z91.19 Patient's noncompliance with other medical treatment and regimen

Patient's nonadherence to medical treatment

Z91.190 Patient's noncompliance with other medical treatment and regimen due to financial hardship POA PDxIn

AHA: Q4 2022

Z91.198 Patient's noncompliance with other medical treatment and regimen for other reason POA PDxIn

AHA: Q1 2024, Q4 2022

Z91.199 Patient's noncompliance with other medical treatment and regimen due to unspecified reason POA PDxIn

AHA: Q4 2022

5th Z91.A Caregiver's noncompliance with patient's medical treatment and regimen

See Official Guidelines, "Miscellaneous Z Codes" I.C.21.c.13

6th Z91.A1 Caregiver's noncompliance with patient's dietary regimen

Caregiver's inability to comply with patient's dietary regimen

Code also, if applicable, food insecurity (Z59.4-)

Z91.A10 Caregiver's noncompliance with patient's dietary regimen due to financial hardship POA PDxIn

AHA: Q4 2022

Z91.A18 Caregiver's noncompliance with patient's dietary regimen for other reason POA PDxIn

AHA: Q4 2022

6th Z91.A2 Caregiver's intentional underdosing of patient's medication regimen

Code first underdosing of medication (T36-T50) with fifth or sixth character 6

Z91.A20 Caregiver's intentional underdosing of patient's medication regimen due to financial hardship POA PDxIn

AHA: Q4 2022

Z91.A28 Caregiver's intentional underdosing of medication regimen for other reason POA PDxIn

AHA: Q4 2022

Z91.A3 Caregiver's unintentional underdosing of patient's medication regimen POA PDxIn

AHA: Q4 2022

Code first underdosing of medication (T36-T50) with fifth or sixth character 6

6th Z91.A4 Caregiver's other noncompliance with patient's medication regimen

See Official Guidelines, "Underdosing" I.C.19.e.5.c

Caregiver's underdosing of patient's medication NOS

Caregiver's underdosing with patient's medication NOS

Z91.A41 Caregiver's other noncompliance with patient's medication regimen due to financial hardship POA PDxIn

Z91.A48 Caregiver's other noncompliance with patient's medication regimen for other reason POA PDxIn

6th Z91.A5 Caregiver's noncompliance with patient's renal dialysis

Z91.A51 Caregiver's noncompliance with patient's renal dialysis due to financial hardship POA RxHCC PDxIn

Z91.A58 Caregiver's noncompliance with patient's renal dialysis for other reason POA RxHCC PDxIn

6th Z91.A9 Caregiver's noncompliance with patient's other medical treatment and regimen

Caregiver's nonadherence to patient's medical treatment

Z91.A91 Caregiver's noncompliance with patient's other medical treatment and regimen due to financial hardship POA PDxIn

Z91.A98 Caregiver's noncompliance with patient's other medical treatment and regimen for other reason POA PDxIn

5th Z91.4 **Personal history of psychological trauma, not elsewhere classified**

See Official Guidelines, "History (of)" I.C.21.c.4

6th Z91.41 **Personal history of adult abuse**

EXCLUDES2 *personal history of abuse in childhood (Z62.81-)*

Z91.410 **Personal history of adult physical and sexual abuse** A POA PDxIn

EXCLUDES1 *current adult physical abuse (T74.11, T76.11)*

current adult sexual abuse (T74.21, T76.11)

Z91.411 **Personal history of adult psychological abuse** A POA PDxIn

Z91.412 **Personal history of adult neglect** A POA PDxIn

EXCLUDES1 *current adult neglect (T74.01, T76.01)*

Z91.413 **Personal history of adult financial abuse** POA PDxIn

AHA: Q1 2023

Z91.414 **Personal history of adult intimate partner abuse** POA PDxIn

AHA: Q1 2023

Z91.419 **Personal history of unspecified adult abuse** A POA PDxIn

Z91.42 **Personal history of forced labor or sexual exploitation** POA PDxIn

AHA: Q4 2018

Z91.49 **Other personal history of psychological trauma, not elsewhere classified** POA PDxIn

5th Z91.5 **Personal history of self-harm**

See Official Guidelines, "History (of)" I.C.21.c.4

Code also mental health disorder, if known

Z91.51 **Personal history of suicidal behavior** POA PDxIn

Personal history of parasuicide

Personal history of self-poisoning

Personal history of suicide attempt

Z91.52 **Personal history of nonsuicidal self-harm** POA PDxIn

Personal history of nonsuicidal self-injury

Personal history of self-inflicted injury without suicidal intent

Personal history of self-mutilation

5th Z91.8 Other specified personal risk factors, not elsewhere classified

Z91.81 History of falling POA PDxIn

See Official Guidelines, "Repeated falls" I.C.18.d, "History (of)" I.C.21.c.4

AHA: Q4 2023, Q4 2017

At risk for falling

Z91.82 Personal history of military deployment A POA PDxIn

See Official Guidelines, "History (of)" I.C.21.c.4

AHA: Q4 2023, Q4 2017

Individual (civilian or military) with past history of military war, peacekeeping and humanitarian deployment (current or past conflict)

Returned from military deployment

EXCLUDES2 *personal history of military service (Z91.85)*

Z91.83 Wandering in diseases classified elsewhere POA

See Official Guidelines, "Miscellaneous Z Codes" I.C.21.c.13

AHA: Q4 2023

Code first underlying disorder such as:

Alzheimer's disease (G30.-)

autism or pervasive developmental disorder (F84.-)

intellectual disabilities (F70-F79)

unspecified dementia with behavioral disturbance (F03.9-, F03.A-, F03.B-, F03.C-)

6th Z91.84 Oral health risk factors

See Official Guidelines, "Miscellaneous Z Codes" I.C.21.c.13

Z91.841 Risk for dental caries, low POA PDxIn

AHA: Q4 2017

Z91.842 Risk for dental caries, moderate POA PDxIn

AHA: Q4 2017

Z91.843 Risk for dental caries, high POA PDxIn

AHA: Q4 2017

Z91.849 Unspecified risk for dental caries POA PDxIn

AHA: Q4 2017

Z91.85 Personal history of military service POA PDxIn

See Official Guidelines, "History (of)" I.C.21.c.4

Personal history of serving in the armed forces

Personal history of veteran

EXCLUDES2 *personal history of military deployment (Z91.82)*

Z91.89 Other specified personal risk factors, not elsewhere classified POA PDxIn

See Official Guidelines, "Miscellaneous Z Codes" I.C.21.c.13

AHA: Q4 2023, Q4 2018, Q1 2017

Increased risk for social isolation

● Z91.B Personal risk factor of exposure to diethylstilbestrol POA PDxIn

*DES daughter or son

*Personal risk factor of exposure to DES

*Personal risk factor of exposure to DES in utero

*Second generation DES exposure

***Code also,** associated conditions, such as:

*conditions classifiable to C50.-

*osteoporosis (M80.-)

*premature menopause (E28.31-)

4th Z92 **Personal history of medical treatment**

See Official Guidelines, "History (of)" I.C.21.c.4

EXCLUDES2 *postprocedural states (Z98.-)*

Z92.0 **Personal history of contraception** POA PDxIn

See Official Guidelines, "Nonspecific Z codes" I.C.21.c.14

AHA: Q4 2023

EXCLUDES1 *counseling or management of current contraceptive practices (Z30.-)*

long term (current) use of contraception (Z79.3)

presence of (intrauterine) contraceptive device (Z97.5)

5th Z92.2 **Personal history of drug therapy**

EXCLUDES2 *long term (current) drug therapy (Z79.-)*

Z92.21 **Personal history of antineoplastic chemotherapy** POA PDxIn

Z92.22 **Personal history of monoclonal drug therapy** POA PDxIn

EXCLUDES2 *personal history of immune checkpoint inhibitor therapy (Z92.26)*

Z92.23 **Personal history of estrogen therapy** POA PDxIn

6th Z92.24 **Personal history of steroid therapy**

Z92.240 **Personal history of inhaled steroid therapy** POA PDxIn

Z92.241 **Personal history of systemic steroid therapy** POA PDxIn

Personal history of steroid therapy NOS

Z92.25 **Personal history of immunosuppression therapy** POA PDxIn

EXCLUDES2 *personal history of steroid therapy (Z92.24)*

Z92.26 **Personal history of immune checkpoint inhibitor therapy** POA PDxIn

Personal history of ICI drug therapy

Z92.29 **Personal history of other drug therapy** POA PDxIn

Z92.3 **Personal history of irradiation** POA PDxIn

Personal history of exposure to therapeutic radiation

EXCLUDES1 *exposure to radiation in the physical environment (Z77.12)*

occupational exposure to radiation (Z57.1)

5th Z92.8 Personal history of other medical treatment

Z92.81 Personal history of extracorporeal membrane oxygenation (ECMO) POA PDxIn

Z92.82 Status post administration of tPA (rtPA) in a different facility within the last 24 hours prior to admission to current facility POA PDxIn

See Official Guidelines, "Categories of Z codes - Status" I.C.21.c.3, "History (of)" I.C.21.c.4

AHA: Q4 2023

Code first condition requiring tPA administration, such as:

acute cerebral infarction (I63.-)

acute myocardial infarction (I21.-, I22.-)

Z92.83 Personal history of failed moderate sedation POA PDxIn

Personal history of failed conscious sedation

EXCLUDES2 *failed moderate sedation during procedure (T88.52)*

Z92.84 Personal history of unintended awareness under general anesthesia POA PDxIn

AHA: Q4 2016

EXCLUDES2 *unintended awareness under general anesthesia during procedure (T88.53)*

6th Z92.85 Personal history of cellular therapy

EXCLUDES2 *personal history of immune checkpoint inhibitor therapy (Z92.26)*

Z92.850 Personal history of Chimeric Antigen Receptor T-cell therapy POA PDxIn

Personal history of CAR T-cell therapy

Z92.858 Personal history of other cellular therapy POA PDxIn

Z92.859 Personal history of cellular therapy, unspecified POA PDxIn

Z92.86 Personal history of gene therapy POA PDxIn

Z92.89 Personal history of other medical treatment POA PDxIn

AHA: Q1 2020

4th Z93 **Artificial opening status**

See Official Guidelines, "Categories of Z codes - Status" I.C.21.c.3

EXCLUDES1 *artificial openings requiring attention or management (Z43.-)*

complications of external stoma (J95.0-, K94.-, N99.5-)

Z93.0 **Tracheostomy status** POA HCC PDxIn

See Official Guidelines, "Aftercare" I.C.21.c.7

Z93.1 **Gastrostomy status** POA HCC PDxIn

Z93.2 **Ileostomy status** POA HCC PDxIn

Ileal pouch status

Kock pouch status

Z93.3 **Colostomy status** POA HCC PDxIn

Z93.4 **Other artificial openings of gastrointestinal tract status** POA HCC PDxIn

5th Z93.5 **Cystostomy status**

Z93.50 **Unspecified cystostomy status** POA HCC PDxIn

Z93.51 **Cutaneous-vesicostomy status** POA HCC PDxIn

Z93.52 **Appendico-vesicostomy status** POA HCC PDxIn

Z93.59 **Other cystostomy status** POA HCC PDxIn

Z93.6 **Other artificial openings of urinary tract status** POA HCC PDxIn

Nephrostomy status

Ureterostomy status

Urethrostomy status

Z93.8 **Other artificial opening status** POA HCC PDxIn

Z93.9 **Artificial opening status, unspecified** POA HCC PDxIn

4th Z94 **Transplanted organ and tissue status**

See Official Guidelines, "Categories of Z codes - Status" I.C.21.c.3

INCLUDES *organ or tissue replaced by heterogenous or homogenous transplant*

EXCLUDES1 *complications of transplanted organ or tissue - see Alphabetical Index*

EXCLUDES2 *presence of vascular grafts (Z95.-)*

Z94.0 **Kidney transplant status** CC POA RxHCC PDxIn CC/MCC Exc

See Official Guidelines, "Chronic kidney disease and kidney transplant status" I.C.14.a.2

Z94.1 **Heart transplant status** CC POA HCC RxHCC PDxIn CC/MCC Exc

See Official Guidelines, "Categories of Z codes - Status" I.C.21.c.3

EXCLUDES1 *artificial heart status (Z95.812)*

heart-valve replacement status (Z95.2-Z95.4)

Z94.2 **Lung transplant status** CC POA HCC RxHCC PDxIn CC/MCC Exc

Z94.3 **Heart and lungs transplant status** CC POA HCC RxHCC PDxIn CC/MCC Exc

Z94.4 **Liver transplant status** CC POA HCC RxHCC PDxIn CC/MCC Exc

Z94.5 **Skin transplant status** POA PDxIn

Autogenous skin transplant status

Z94.6 **Bone transplant status** POA PDxIn

Z94.7 **Corneal transplant status** POA PDxIn

5th Z94.8 **Other transplanted organ and tissue status**

Z94.81 **Bone marrow transplant status** CC POA HCC RxHCC PDxIn CC/MCC Exc

Z94.82 **Intestine transplant status** CC POA HCC RxHCC PDxIn CC/MCC Exc

Z94.83 **Pancreas transplant status** CC POA HCC RxHCC PDxIn CC/MCC Exc

Z94.84 **Stem cells transplant status** CC POA HCC RxHCC PDxIn CC/MCC Exc

Z94.89 **Other transplanted organ and tissue status** POA PDxIn

Z94.9 **Transplanted organ and tissue status, unspecified** POA PDxIn

4th **Z95 Presence of cardiac and vascular implants and grafts**

See Official Guidelines, "Categories of Z codes - Status" I.C.21.c.3

EXCLUDES2 *complications of cardiac and vascular devices, implants and grafts (T82.-)*

Z95.0 Presence of cardiac pacemaker POA PDxIn

AHA: Q1 2019

Presence of cardiac resynchronization therapy (CRT-P) pacemaker

EXCLUDES1 *adjustment or management of cardiac device (Z45.0-)*

adjustment or management of cardiac pacemaker (Z45.0)

presence of automatic (implantable) cardiac defibrillator with synchronous cardiac pacemaker (Z95.810)

Z95.1 Presence of aortocoronary bypass graft POA PDxIn

See Official Guidelines, "Aftercare" I.C.21.c.7

Presence of coronary artery bypass graft

Z95.2 Presence of prosthetic heart valve POA PDxIn

Presence of heart valve NOS

Z95.3 Presence of xenogenic heart valve POA PDxIn

Z95.4 Presence of other heart-valve replacement POA PDxIn

Z95.5 Presence of coronary angioplasty implant and graft POA PDxIn

EXCLUDES1 *coronary angioplasty status without implant and graft (Z98.61)*

5th Z95.8 Presence of other cardiac and vascular implants and grafts

6th Z95.81 Presence of other cardiac implants and grafts

Z95.810 Presence of automatic (implantable) cardiac defibrillator POA PDxIn

AHA: Q2 2022

Presence of automatic (implantable) cardiac defibrillator with synchronous cardiac pacemaker

Presence of cardiac resynchronization therapy defibrillator (CRT-D)

Presence of cardioverter-defibrillator (ICD)

Z95.811 Presence of heart assist device CC POA HCC PDxIn CC/MCC Exc

Z95.812 Presence of fully implantable artificial heart CC POA HCC PDxIn CC/MCC Exc

Z95.818 Presence of other cardiac implants and grafts POA PDxIn

6th Z95.82 Presence of other vascular implants and grafts

Z95.820 Peripheral vascular angioplasty status with implants and grafts POA PDxIn

EXCLUDES1 *peripheral vascular angioplasty without implant and graft (Z98.62)*

Z95.828 Presence of other vascular implants and grafts POA PDxIn

Presence of intravascular prosthesis NEC

Z95.9 Presence of cardiac and vascular implant and graft, unspecified POA PDxIn

4th Z96 Presence of other functional implants

See Official Guidelines, "Categories of Z codes - Status" I.C.21.c.3

EXCLUDES2 *complications of internal prosthetic devices, implants and grafts (T82-T85)*

fitting and adjustment of prosthetic and other devices (Z44-Z46)

Z96.0 Presence of urogenital implants PDxIn

Z96.1 Presence of intraocular lens PDxIn

Presence of pseudophakia

- 5th Z96.2 Presence of otological and audiological implants
  - Z96.20 Presence of otological and audiological implant, unspecified PDxIn
  - Z96.21 Cochlear implant status PDxIn
  - Z96.22 Myringotomy tube(s) status PDxIn
  - Z96.29 Presence of other otological and audiological implants PDxIn
    - Presence of bone-conduction hearing device
    - Presence of eustachian tube stent
    - Stapes replacement
- Z96.3 Presence of artificial larynx PDxIn
- 5th Z96.4 Presence of endocrine implants
  - Z96.41 Presence of insulin pump (external) (internal) PDxIn
  - Z96.49 Presence of other endocrine implants PDxIn
- Z96.5 Presence of tooth-root and mandibular implants PDxIn
- 5th Z96.6 Presence of orthopedic joint implants
  - Z96.60 Presence of unspecified orthopedic joint implant PDxIn
  - 6th Z96.61 Presence of artificial shoulder joint
    - Z96.611 Presence of right artificial shoulder joint PDxIn
    - Z96.612 Presence of left artificial shoulder joint PDxIn
    - Z96.619 Presence of unspecified artificial shoulder joint PDxIn
  - 6th Z96.62 Presence of artificial elbow joint
    - Z96.621 Presence of right artificial elbow joint PDxIn
    - Z96.622 Presence of left artificial elbow joint PDxIn
    - Z96.629 Presence of unspecified artificial elbow joint PDxIn
  - 6th Z96.63 Presence of artificial wrist joint
    - Z96.631 Presence of right artificial wrist joint PDxIn
    - Z96.632 Presence of left artificial wrist joint PDxIn
    - Z96.639 Presence of unspecified artificial wrist joint PDxIn

6th Z96.64 Presence of artificial hip joint

Hip-joint replacement (partial) (total)

Z96.641 Presence of right artificial hip joint PDxIn

AHA: Q3 2016

Z96.642 Presence of left artificial hip joint PDxIn

AHA: Q1 2015

Z96.643 Presence of artificial hip joint, bilateral PDxIn

Z96.649 Presence of unspecified artificial hip joint PDxIn

6th Z96.65 Presence of artificial knee joint

Z96.651 Presence of right artificial knee joint PDxIn

Z96.652 Presence of left artificial knee joint PDxIn

AHA: Q3 2019

Z96.653 Presence of artificial knee joint, bilateral PDxIn

Z96.659 Presence of unspecified artificial knee joint PDxIn

6th Z96.66 Presence of artificial ankle joint

Z96.661 Presence of right artificial ankle joint PDxIn

Z96.662 Presence of left artificial ankle joint PDxIn

Z96.669 Presence of unspecified artificial ankle joint PDxIn

6th Z96.69 Presence of other orthopedic joint implants

Z96.691 Finger-joint replacement of right hand PDxIn

Z96.692 Finger-joint replacement of left hand PDxIn

Z96.693 Finger-joint replacement, bilateral PDxIn

Z96.698 Presence of other orthopedic joint implants PDxIn

Z96.7 Presence of other bone and tendon implants PDxIn

Presence of skull plate

5th Z96.8 Presence of other specified functional implants

Z96.81 Presence of artificial skin PDxIn

Z96.82 Presence of neurostimulator POA PDxIn

AHA: Q4 2019

Presence of brain neurostimulator

Presence of gastric neurostimulator

Presence of peripheral nerve neurostimulator

Presence of sacral nerve neurostimulator

Presence of spinal cord neurostimulator

Presence of vagus nerve neurostimulator

Z96.89 Presence of other specified functional implants PDxIn

Z96.9 Presence of functional implant, unspecified PDxIn

4th Z97 Presence of other devices

See Official Guidelines, "Categories of Z codes - Status" I.C.21.c.3

EXCLUDES1 *complications of internal prosthetic devices, implants and grafts (T82-T85)*

EXCLUDES2 *fitting and adjustment of prosthetic and other devices (Z44-Z46)*

presence of cerebrospinal fluid drainage device (Z98.2)

Z97.0 Presence of artificial eye POA PDxIn

5th Z97.1 Presence of artificial limb (complete) (partial)

Z97.10 Presence of artificial limb (complete) (partial), unspecified POA PDxIn

Z97.11 Presence of artificial right arm (complete) (partial) POA PDxIn

Z97.12 Presence of artificial left arm (complete) (partial) POA PDxIn

Z97.13 Presence of artificial right leg (complete) (partial) POA HCC PDxIn

Z97.14 Presence of artificial left leg (complete) (partial) POA HCC PDxIn

Z97.15 Presence of artificial arms, bilateral (complete) (partial) POA PDxIn

Z97.16 Presence of artificial legs, bilateral (complete) (partial) POA HCC PDxIn

Z97.2 Presence of dental prosthetic device (complete) (partial) POA PDxIn

Presence of dentures (complete) (partial)

Z97.3 Presence of spectacles and contact lenses POA PDxIn

Z97.4 Presence of external hearing-aid POA PDxIn

Z97.5 Presence of (intrauterine) contraceptive device POA PDxIn

EXCLUDES1 *checking, reinsertion or removal of implantable subdermal contraceptive (Z30.46)*

checking, reinsertion or removal of intrauterine contraceptive device (Z30.43-)

Z97.8 Presence of other specified devices POA PDxIn

4th Z98 Other postprocedural states

See Official Guidelines, "Categories of Z codes - Status" I.C.21.c.3

EXCLUDES2 *aftercare (Z43-Z49, Z51)*

follow-up medical care (Z08-Z09)

**Fontan related circulation (I27.84-)*

postprocedural complication - see Alphabetical Index

Z98.0 Intestinal bypass and anastomosis status POA PDxIn

EXCLUDES2 *bariatric surgery status (Z98.84)*

gastric bypass status (Z98.84)

obesity surgery status (Z98.84)

Z98.1 Arthrodesis status POA PDxIn

AHA: Q1 2024

Z98.2 Presence of cerebrospinal fluid drainage device POA PDxIn

Presence of CSF shunt

Z98.3 Post therapeutic collapse of lung status POA PDxIn

Code first underlying disease

5th Z98.4 Cataract extraction status

Use additional code to identify intraocular lens implant status (Z96.1)

EXCLUDES1 *aphakia (H27.0)*

Z98.41 Cataract extraction status, right eye POA PDxIn

Z98.42 Cataract extraction status, left eye POA PDxIn

Z98.49 Cataract extraction status, unspecified eye POA PDxIn

5th Z98.5 Sterilization status

EXCLUDES1 *female infertility (N97.-)*

male infertility (N46.-)

Z98.51 Tubal ligation status POA PDxIn

Z98.52 Vasectomy status A POA PDxIn

5th Z98.6 **Angioplasty status**

Z98.61 **Coronary angioplasty status** POA PDxIn

AHA: Q4 2022

EXCLUDES1 *coronary angioplasty status with implant and graft (Z95.5)*

Z98.62 **Peripheral vascular angioplasty status** POA PDxIn

EXCLUDES1 *peripheral vascular angioplasty status with implant and graft (Z95.820)*

5th Z98.8 **Other specified postprocedural states**

6th Z98.81 **Dental procedure status**

Z98.810 **Dental sealant status** POA PDxIn

Z98.811 **Dental restoration status** POA PDxIn

Dental crown status

Dental fillings status

Z98.818 **Other dental procedure status** POA PDxIn

Z98.82 **Breast implant status** POA PDxIn

AHA: Q3 2022

EXCLUDES1 *breast implant removal status (Z98.86)*

Z98.83 **Filtering (vitreous) bleb after glaucoma surgery status** POA PDxIn

AHA: Q3 2020

EXCLUDES1 *Inflammation (infection) of postprocedural bleb (H59.4-)*

Z98.84 **Bariatric surgery status** POA PDxIn

AHA: Q1 2020

Gastric banding status

Gastric bypass status for obesity

Obesity surgery status

EXCLUDES1 *bariatric surgery status complicating pregnancy, childbirth, or the puerperium (O99.84)*

EXCLUDES2 *intestinal bypass and anastomosis status (Z98.0)*

Z98.85 **Transplanted organ removal status** POA PDxIn

Transplanted organ previously removed due to complication, failure, rejection or infection

EXCLUDES1 *encounter for removal of transplanted organ -code to complication of transplanted organ (T86.-)*

Z98.86 **Personal history of breast implant removal** POA PDxIn

6th Z98.87 **Personal history of in utero procedure**

Z98.870 **Personal history of in utero procedure during pregnancy** POA PDxIn

EXCLUDES2 *complications from in utero procedure for current pregnancy (O35.7)*

supervision of current pregnancy with history of in utero procedure during previous pregnancy (O09.82-)

Z98.871 **Personal history of in utero procedure while a fetus** POA PDxIn

6th Z98.89 **Other specified postprocedural states**

Z98.890 **Other specified postprocedural states** POA PDxIn

AHA: Q3 2023, Q4 2016

Personal history of surgery, not elsewhere classified

Z98.891 **History of uterine scar from previous surgery** POA PDxIn

AHA: Q4 2016

EXCLUDES1 *Maternal care due to uterine scar from previous surgery (O34.2-)*

4th Z99 **Dependence on enabling machines and devices, not elsewhere classified**

See Official Guidelines, "Categories of Z codes - Status" I.C.21.c.3

Z99.0 **Dependence on aspirator** POA PDxIn

5th Z99.1 **Dependence on respirator**

Dependence on ventilator

Z99.11 **Dependence on respirator [ventilator] status** CC POA HCC CC/MCC Exc

AHA: Q1 2018, Q1 2015

*Ventilator status

Z99.12 **Encounter for respirator [ventilator] dependence during power failure** CC POA HCC 2-1 CC/MCC Exc

See Official Guidelines, "Z Codes That May Only be Principal/First-listed Diagnosis" I.C.21.c.15, "Use of Z codes" I.B.19.d

AHA: Q4 2018, Q4 2017

EXCLUDES1 *mechanical complication of respirator [ventilator] (J95.850)*

Z99.2 **Dependence on renal dialysis** POA RxHCC PDxIn

AHA: Q3 2022, Q1 2016

Hemodialysis status

Peritoneal dialysis status

Presence of arteriovenous shunt for dialysis

Renal dialysis status NOS

EXCLUDES1 *encounter for fitting and adjustment of dialysis catheter (Z49.0-)*

EXCLUDES2 *noncompliance with renal dialysis (Z91.15-)*

Z99.3 **Dependence on wheelchair** POA PDxIn

Wheelchair confinement status

Code first cause of dependence, such as:

muscular dystrophy (G71.0-)

obesity (E66.-)

5th Z99.8 **Dependence on other enabling machines and devices**

Z99.81 **Dependence on supplemental oxygen** POA PDxIn

Dependence on long-term oxygen

Z99.89 **Dependence on other enabling machines and devices** POA PDxIn

AHA: Q1 2020

Dependence on machine or device NOS

Chapter 22: Codes for Special Purposes (U00-U85)

Chapter-Specific Coding Guidelines

I.C.22. Chapter 22: Codes for Special Purposes (U00-U85)

U07.0 Vaping-related disorder (see Section I.C.10.e., Vaping-related disorders)
U07.1 COVID-19 (see Section I.C.1.g.1., COVID-19 infection)
U09.9 Post COVID-19 condition, unspecified (see Section I.C.1.g.1.m)

Codes for special purposes (U00-U85)

This chapter contains the following blocks:

U00-U49 Provisional assignment of new diseases of uncertain etiology or emergency use

Provisional assignment of new diseases of uncertain etiology or emergency use (U00-U49)

4th U07 **Emergency use of U07**

U07.0 **Vaping-related disorder** CC/MCC Exc

See Official Guidelines, "Vaping-related Disorders" I.C.10.e, "Chapter 22: Codes for Special Purposes" I.C.22, "Vaping-related Disorders" I.C.10.e

AHA: Q4 2021, Q1 2020, Q4 2020

Dabbing related lung damage

Dabbing related lung injury

E-cigarette, or vaping, product use associated lung injury [EVALI]

Electronic cigarette related lung damage

Electronic cigarette related lung injury

Use additional code to identify manifestations, such as:

abdominal pain (R10.84)

acute respiratory distress syndrome (J80)

diarrhea (R19.7)

drug-induced interstitial lung disorder (J70.4)

lipoid pneumonia (J69.1)

weight loss (R63.4)

U07.1 **COVID-19** MCC CC/MCC Exc

See Official Guidelines, "COVID-19 infection (infection due to SARS-CoV-2)" I.C.1.g.1, "Multisystem Inflammatory Syndrome" I.C.1.g.1.I, "COVID-19 Infection in Pregnancy, Childbirth, and the Puerperium" I.C.15.s, "COVID-19 Infection in Newborn" I.C.16.h, "Chapter 22: Codes for Special Purposes" I.C.22, "Coronavirus Infections" I.C.1.g

AHA: Q1 2025, Q4 2023, Q1 2022, Q2 2022, Q4 2022, Q1 2021, Q4 2021, Q2 2020, Q3 2020, Q4 2020

Use additional code to identify pneumonia or other manifestations, such as:

pneumonia due to COVID-19 (J12.82)

Use additional code, if applicable, for associated conditions such as:

COVID-19 associated coagulopathy (D68.8)

disseminated intravascular coagulation (D65)

hypercoagulable states (D68.69)

thrombophilia (D68.69)

EXCLUDES2 *coronavirus as the cause of diseases classified elsewhere (B97.2-)*

pneumonia due to SARS-associated coronavirus (J12.81)

4th U09 Post COVID-19 condition

U09.9 Post COVID-19 condition, unspecified

See Official Guidelines, "Multisystem Inflammatory Syndrome" I.C.1.g.1.l, "Post COVID-19 Condition" I.C.1.g.1.m, "Chapter 22: Codes for Special Purposes" I.C.22

AHA: Q1 2025, Q1 2024, Q4 2023, Q1 2022, Q4 2022, Q4 2021

Post-acute sequela of COVID-19

Code first the specific condition related to COVID-19 if known, such as:

- chronic respiratory failure (J96.1-)
- loss of smell (R43.8)
- loss of taste (R43.8)
- multisystem inflammatory syndrome (M35.81)
- pulmonary embolism (I26.-)
- pulmonary fibrosis (J84.10)

NOTES This code enables establishment of a link with COVID-19.

This code is not to be used in cases that are still presenting with active COVID-19. However, an exception is made in cases of re-infection with COVID-19, occurring with a condition related to prior COVID-19.

Appendix A: Z Codes for Long-term Use of Drugs

Note: This alphabetical list of brand name and generic drugs is a sample of drugs that may be prescribed for long-term use. This comprehensive, but not exhaustive list, is provided solely as a reference and does not imply a guarantee of reimbursement. Check with individual payers to determine their billing, coding, and reimbursement guidelines. Drugs listed in this table were current at the time of printing.

Drug Name	Code	Code Descriptor
acarbose	Z79.84	Long term (current) use of oral hypoglycemic drugs
acetaminophen	Z79.899	Other long term (current) drug therapy
acetaminophen/codeine	Z79.891	Long term (current) use of opiate analgesic
acetylsalicylic acid	Z79.82	Long term (current) use of aspirin
Acticlate®	Z79.2	Long term (current) use of antibiotics
Activella®	Z79.890	Hormone replacement therapy (postmenopausal)
Actonel®	Z79.83	Long term (current) use of bisphosphonates
Actoplus Met®	Z79.84	Long term (current) use of oral hypoglycemic drugs
Actos®	Z79.84	Long term (current) use of oral hypoglycemic drugs
adalimumab	Z79.620	Long term (current) use of immunosuppressive biologic
Advair HFA®	Z79.51	Long term (current) use of inhaled steroids
Advil®	Z79.1	Long term (current) use of non-steroidal anti-inflammatories (NSAID)
Advil® (Children's)	Z79.1	Long term (current) use of non-steroidal anti-inflammatories (NSAID)
Advil Liqui-Gels®	Z79.1	Long term (current) use of non-steroidal anti-inflammatories (NSAID)
Afinitor®	Z79.623	Long term (current) use of mammalian target of rapamycin (mTOR) inhibitor
Aggrastat®	Z79.02	Long term (current) use of antithrombotics/antiplatelets
alendronate	Z79.83	Long term (current) use of bisphosphonates
Aleve®	Z79.1	Long term (current) use of non-steroidal anti-inflammatories (NSAID)
alogliptin and metformin	Z79.84	Long term (current) use of oral hypoglycemic drugs
alogliptin and pioglitazone	Z79.84	Long term (current) use of oral hypoglycemic drugs

Altavera®	Z79.3	Long term (current) use of hormonal contraceptives
Alvesco®	Z79.51	Long term (current) use of inhaled steroids
Alyacen 1/35®	Z79.3	Long term (current) use of hormonal contraceptives
amoxicillin	Z79.2	Long term (current) use of antibiotics
amoxicillin and clavulanate potassium	Z79.2	Long term (current) use of antibiotics
Amoxil®	Z79.2	Long term (current) use of antibiotics
ampicillin	Z79.2	Long term (current) use of antibiotics
anagrelide	Z79.02	Long term (current) use of antithrombotics/antiplatelets
Anaprox-DS®	Z79.1	Long term (current) use of non-steroidal anti-inflammatories (NSAID)
anastrozole	Z79.811	Long term (current) use of aromatase inhibitors
Angeliq®	Z79.890	Hormone replacement therapy (postmenopausal)
Angiomax®	Z79.02	Long term (current) use of antithrombotics/antiplatelets
apixaban	Z79.01	Long term (current) use of anticoagulants
apremilast	Z79.61	Long term (current) use of immunomodulator
Aranelle®	Z79.3	Long term (current) use of hormonal contraceptives
argatroban	Z79.02	Long term (current) use of antithrombotics/antiplatelets
Arimidex®	Z79.811	Long term (current) use of aromatase inhibitors
Arixtra®	Z79.01	Long term (current) use of anticoagulants
Arnuity Ellipta®	Z79.51	Long term (current) use of inhaled steroids
Aromasin®	Z79.811	Long term (current) use of aromatase inhibitors
Arthrotec®	Z79.1	Long term (current) use of non-steroidal anti-inflammatories (NSAID)
Ashlyna®	Z79.3	Long term (current) use of hormonal contraceptives
Asmanex HFA®	Z79.51	Long term (current) use of inhaled steroids
Asmanex Twisthaler®	Z79.51	Long term (current) use of inhaled steroids
aspirin	Z79.82	Long term (current) use of aspirin
aspirin and dipyridamole	Z79.02	Long term (current) use of antithrombotics/antiplatelets
Astagraf XL®	Z79.621	Long term (current) use of calcineurin inhibitor
Atelvia®	Z79.83	Long term (current) use of bisphosphonates

atovaquone	Z79.2	Long term (current) use of antibiotics
Augmentin®	Z79.2	Long term (current) use of antibiotics
Aviane-28®	Z79.3	Long term (current) use of hormonal contraceptives
Azactam®	Z79.2	Long term (current) use of antibiotics
azathioprine	Z79.624	Long term (current) use of inhibitors of nucleotide synthesis
azithromycin	Z79.2	Long term (current) use of antibiotics
aztreonam	Z79.2	Long term (current) use of antibiotics
bacitracin	Z79.2	Long term (current) use of antibiotics
bacitracin/hydrocortisone/neomycin/polymyxin B	Z79.2	Long term (current) use of antibiotics
bacitracin/polymyxin b	Z79.2	Long term (current) use of antibiotics
Bactrim®	Z79.2	Long term (current) use of antibiotics
baricitinib	Z79.622	Long term (current) use of Janus kinase inhibitor
bazedoxifene/conjugated estrogens	Z79.890	Hormone replacement therapy (postmenopausal)
beclomethasone	Z79.51	Long term (current) use of inhaled steroids
Bekyree®	Z79.3	Long term (current) use of hormonal contraceptives
bendamustine	Z79.630	Long term (current) use of alkylating agent
Bendeka®	Z79.630	Long term (current) use of alkylating agent
betamethasone	Z79.52	Long term (current) use of systemic steroids
Beyaz®	Z79.3	Long term (current) use of hormonal contraceptives
Bicillin L-A®	Z79.2	Long term (current) use of antibiotics
Binosto®	Z79.83	Long term (current) use of bisphosphonates
bivalirudin	Z79.02	Long term (current) use of antithrombotics/antiplatelets
bleomycin	Z79.632	Long term (current) use of antitumor antibiotic
Blisovi 24 Fe®	Z79.3	Long term (current) use of hormonal contraceptives
Briellyn®	Z79.3	Long term (current) use of hormonal contraceptives
Brilinta®	Z79.02	Long term (current) use of antithrombotics/antiplatelets
budesonide	Z79.52	Long term (current) use of systemic steroids

budesonide and formoterol	Z79.51	Long term (current) use of inhaled steroids
buprenorphine	Z79.891	Long term (current) use of opiate analgesic
busulfan	Z79.630	Long term (current) use of alkylating agent
butorphanol	Z79.891	Long term (current) use of opiate analgesic
Butrans®	Z79.891	Long term (current) use of opiate analgesic
Caldolor®	Z79.1	Long term (current) use of non-steroidal anti-inflammatories (NSAID)
Cambia®	Z79.1	Long term (current) use of non-steroidal anti-inflammatories (NSAID)
Camila®	Z79.3	Long term (current) use of hormonal contraceptives
Camptosar®	Z79.634	Long term (current) use of topoisomerase inhibitor
canagliflozin and metformin	Z79.84	Long term (current) use of oral hypoglycemic drugs
capecitabine	Z79.64	Long term (current) use of myelosuppressive agent
carboplatin	Z79.630	Long term (current) use of alkylating agent
carmustine	Z79.630	Long term (current) use of alkylating agent
cefaclor	Z79.2	Long term (current) use of antibiotics
cefazolin	Z79.2	Long term (current) use of antibiotics
cefdinir	Z79.2	Long term (current) use of antibiotics
cefepime	Z79.2	Long term (current) use of antibiotics
cefixime	Z79.2	Long term (current) use of antibiotics
cefoxitin	Z79.2	Long term (current) use of antibiotics
cefpodoxime	Z79.2	Long term (current) use of antibiotics
ceftaroline	Z79.2	Long term (current) use of antibiotics
ceftazidime	Z79.2	Long term (current) use of antibiotics
ceftolozane/tazobactam	Z79.2	Long term (current) use of antibiotics
ceftriaxone	Z79.2	Long term (current) use of antibiotics
cefuroxime axetil	Z79.2	Long term (current) use of antibiotics
Celebrex®	Z79.1	Long term (current) use of non-steroidal anti-inflammatories (NSAID)

Cyclessa®	Z79.3	Long term (current) use of hormonal contraceptives
cyclophosphamide	Z79.630	Long term (current) use of alkylating agent
cycloserine	Z79.2	Long term (current) use of antibiotics
cyclosporine	Z79.621	Long term (current) use of calcineurin inhibitor
cytarabine	Z79.631	Long term (current) use of antimetabolite agent
Cytoxan®	Z79.630	Long term (current) use of alkylating agent
dabigatran	Z79.01	Long term (current) use of anticoagulants
dacarbazine	Z79.630	Long term (current) use of alkylating agent
dalteparin	Z79.01	Long term (current) use of anticoagulants
dapagliflozin and metformin	Z79.84	Long term (current) use of oral hypoglycemic drugs
daptomycin	Z79.2	Long term (current) use of antibiotics
daunorubicin	Z79.632	Long term (current) use of antitumor antibiotic
Daypro®	Z79.1	Long term (current) use of non-steroidal anti-inflammatories (NSAID)
Daysee®	Z79.3	Long term (current) use of hormonal contraceptives
Delestrogen®	Z79.890	Hormone replacement therapy (postmenopausal)
Demerol®	Z79.891	Long term (current) use of opiate analgesic
Depo-Medrol®	Z79.52	Long term (current) use of systemic steroids
Depo-Provera®	Z79.3	Long term (current) use of hormonal contraceptives
dexamethasone	Z79.52	Long term (current) use of systemic steroids
Dexamethasone Intensol®	Z79.52	Long term (current) use of systemic steroids
DiaBeta®	Z79.84	Long term (current) use of oral hypoglycemic drugs
diclofenac	Z79.1	Long term (current) use of non-steroidal anti-inflammatories (NSAID)
diclofenac/misoprostol	Z79.1	Long term (current) use of non-steroidal anti-inflammatories (NSAID)
dicloxacillin	Z79.2	Long term (current) use of antibiotics
dienogest/estradiol	Z79.3	Long term (current) use of hormonal contraceptives
Dificid®	Z79.2	Long term (current) use of antibiotics
diflunisal	Z79.1	Long term (current) use of non-steroidal anti-inflammatories (NSAID)
Dilaudid®	Z79.891	Long term (current) use of opiate analgesic

celecoxib	Z79.1	Long term (current) use of non-steroidal anti-inflammatories (NSAID)
Celestone Soluspan®	Z79.52	Long term (current) use of systemic steroids
CellCept®	Z79.624	Long term (current) use of inhibitors of nucleotide synthesis
Centany®	Z79.2	Long term (current) use of antibiotics
cephalexin	Z79.2	Long term (current) use of antibiotics
chlorambucil	Z79.630	Long term (current) use of alkylating agent
ciclesonide	Z79.51	Long term (current) use of inhaled steroids
cilostazol	Z79.02	Long term (current) use of antithrombotics/antiplatelets
Cipro®	Z79.2	Long term (current) use of antibiotics
ciprofloxacin	Z79.2	Long term (current) use of antibiotics
cisplatin	Z79.630	Long term (current) use of alkylating agent
clarithromycin	Z79.2	Long term (current) use of antibiotics
Cleocin HCl®	Z79.2	Long term (current) use of antibiotics
Climara Pro®	Z79.890	Hormone replacement therapy (postmenopausal)
Climara®	Z79.890	Hormone replacement therapy (postmenopausal)
clindamycin	Z79.2	Long term (current) use of antibiotics
clopidogrel bisulfate	Z79.02	Long term (current) use of antithrombotics/antiplatelets
codeine	Z79.891	Long term (current) use of opiate analgesic
Colocort®	Z79.52	Long term (current) use of systemic steroids
CombiPatch®	Z79.890	Hormone replacement therapy (postmenopausal)
conjugated estrogens	Z79.890	Hormone replacement therapy (postmenopausal)
conjugated estrogens/medroxyprogesterone	Z79.890	Hormone replacement therapy (postmenopausal)
ConZip®	Z79.891	Long term (current) use of opiate analgesic
Cortef®	Z79.52	Long term (current) use of systemic steroids
Cortenema®	Z79.52	Long term (current) use of systemic steroids
Cortifoam®	Z79.52	Long term (current) use of systemic steroids
Cryselle®	Z79.3	Long term (current) use of hormonal contraceptives

dipyridamole	Z79.02	Long term (current) use of antithrombotics/antiplatelets
Divigel®	Z79.890	Hormone replacement therapy (postmenopausal)
docetaxel	Z79.633	Long term (current) use of mitotic inhibitor
Doryx®	Z79.2	Long term (current) use of antibiotics
doxorubicin	Z79.632	Long term (current) use of antitumor antibiotic
doxorubicin	Z79.634	Long term (current) use of topoisomerase inhibitor
doxycycline	Z79.2	Long term (current) use of antibiotics
drospirenone/estradiol	Z79.890	Hormone replacement therapy (postmenopausal)
drospirenone/ethinyl estradiol	Z79.3	Long term (current) use of hormonal contraceptives
drospirenone/ethinyl estradiol/levomefolate calcium	Z79.3	Long term (current) use of hormonal contraceptives
Duavee®	Z79.890	Hormone replacement therapy (postmenopausal)
Duetact®	Z79.84	Long term (current) use of oral hypoglycemic drugs
dulaglutide	Z79.85	Long term (current) use of injectable non-insulin antidiabetic drugs
Dulera®	Z79.51	Long term (current) use of inhaled steroids
Duramorph PF®	Z79.891	Long term (current) use of opiate analgesic
E.E.S. 400® (tablet)	Z79.2	Long term (current) use of antibiotics
E.E.S.® (granules)	Z79.2	Long term (current) use of antibiotics
EC-Naprosyn®	Z79.1	Long term (current) use of non-steroidal anti-inflammatories (NSAID)
edoxaban	Z79.01	Long term (current) use of anticoagulants
Effient®	Z79.02	Long term (current) use of antithrombotics/antiplatelets
Elestrin®	Z79.890	Hormone replacement therapy (postmenopausal)
Eligard Kit®	Z79.818	Long term (current) use of other agents affecting estrogen receptors and estrogen levels
Elinest®	Z79.3	Long term (current) use of hormonal contraceptives
Eliquis®	Z79.01	Long term (current) use of anticoagulants
empagliflozin	Z79.84	Long term (current) use of oral hypoglycemic drugs
empagliflozin and metformin	Z79.84	Long term (current) use of oral hypoglycemic drugs
Enbrel®	Z79.620	Long term (current) use of immunosuppressive biologic

enoxaparin	Z79.01	Long term (current) use of anticoagulants
Enpresse-28®	Z79.3	Long term (current) use of hormonal contraceptives
Enskyce®	Z79.3	Long term (current) use of hormonal contraceptives
Entocort EC®	Z79.52	Long term (current) use of systemic steroids
Envarsus XR®	Z79.621	Long term (current) use of calcineurin inhibitor
epirubicin	Z79.632	Long term (current) use of antitumor antibiotic
eptifibatide	Z79.02	Long term (current) use of antithrombotics/antiplatelets
Errin®	Z79.3	Long term (current) use of hormonal contraceptives
ertapenem	Z79.2	Long term (current) use of antibiotics
Eryc®	Z79.2	Long term (current) use of antibiotics
Erygel®	Z79.2	Long term (current) use of antibiotics
EryPed®	Z79.2	Long term (current) use of antibiotics
Ery-Tab®	Z79.2	Long term (current) use of antibiotics
Erythrocin	Z79.2	Long term (current) use of antibiotics
erythromycin	Z79.2	Long term (current) use of antibiotics
esomeprazole/naproxen	Z79.1	Long term (current) use of non-steroidal anti-inflammatories (NSAID)
Estarylla®	Z79.3	Long term (current) use of hormonal contraceptives
Estrace®	Z79.890	Hormone replacement therapy (postmenopausal)
estradiol, oral	Z79.890	Hormone replacement therapy (postmenopausal)
estradiol, vaginal	Z79.890	Hormone replacement therapy (postmenopausal)
estradiol/levonorgestrel	Z79.890	Hormone replacement therapy (postmenopausal)
estradiol/norethindrone	Z79.890	Hormone replacement therapy (postmenopausal)
Estring® Vaginal Ring	Z79.890	Hormone replacement therapy (postmenopausal)
EstroGel®	Z79.890	Hormone replacement therapy (postmenopausal)
estropipate	Z79.890	Hormone replacement therapy (postmenopausal)
etanercept	Z79.620	Long term (current) use of immunosuppressive biologic
ethinyl estradiol/desogestrel	Z79.3	Long term (current) use of hormonal contraceptives

ethinyl estradiol/ethynodiol diacetate	Z79.3	Long term (current) use of hormonal contraceptives
ethinyl estradiol/etonogestrel	Z79.3	Long term (current) use of hormonal contraceptives
ethinyl estradiol/levonorgestrel	Z79.3	Long term (current) use of hormonal contraceptives
ethinyl estradiol/norethindrone	Z79.3	Long term (current) use of hormonal contraceptives
ethinyl estradiol/norethindrone	Z79.890	Hormone replacement therapy (postmenopausal)
ethinyl estradiol/norgestimate	Z79.3	Long term (current) use of hormonal contraceptives
ethinyl estradiol/norgestrel	Z79.3	Long term (current) use of hormonal contraceptives
etonogestrel	Z79.3	Long term (current) use of hormonal contraceptives
etoposide	Z79.634	Long term (current) use of topoisomerase inhibitor
Evamist®	Z79.890	Hormone replacement therapy (postmenopausal)
everolimus	Z79.623	Long term (current) use of mammalian target of rapamycin (mTOR) inhibitor
Evista®	Z79.810	Long term (current) use of selective estrogen receptor modulators (SERMs)
Evomela®	Z79.630	Long term (current) use of alkylating agent
exemestane	Z79.811	Long term (current) use of aromatase inhibitors
exenatide	Z79.85	Long term (current) use of injectable non-insulin antidiabetic drugs
Falmina®	Z79.3	Long term (current) use of hormonal contraceptives
famotidine/ibuprofen	Z79.1	Long term (current) use of non-steroidal anti-inflammatories (NSAID)
Fareston®	Z79.810	Long term (current) use of selective estrogen receptor modulators (SERMs)
Faslodex®	Z79.818	Long term (current) use of other agents affecting estrogen receptors and estrogen levels
Feldene®	Z79.1	Long term (current) use of non-steroidal anti-inflammatories (NSAID)
Femara®	Z79.811	Long term (current) use of aromatase inhibitors
Femring®	Z79.890	Hormone replacement therapy (postmenopausal)
fenoprofen	Z79.1	Long term (current) use of non-steroidal anti-inflammatories (NSAID)
fentanyl	Z79.891	Long term (current) use of opiate analgesic
fidaxomicin	Z79.2	Long term (current) use of antibiotics
Fioricet with Codeine®	Z79.891	Long term (current) use of opiate analgesic

Flagyl®	Z79.2	Long term (current) use of antibiotics
Flovent Diskus®	Z79.51	Long term (current) use of inhaled steroids
fludrocortisone	Z79.52	Long term (current) use of systemic steroids
flunisolide	Z79.51	Long term (current) use of inhaled steroids
fluorouracil	Z79.64	Long term (current) use of myelosuppressive agent
flurbiprofen sodium	Z79.1	Long term (current) use of non-steroidal anti-inflammatories (NSAID)
fluticasone	Z79.51	Long term (current) use of inhaled steroids
fluticasone and salmeterol	Z79.51	Long term (current) use of inhaled steroids
fondaparinux	Z79.01	Long term (current) use of anticoagulants
formoterol and mometasone	Z79.51	Long term (current) use of inhaled steroids
Fosamax®	Z79.83	Long term (current) use of bisphosphonates
fosfomycin tromethamine	Z79.2	Long term (current) use of antibiotics
Fragmin®	Z79.01	Long term (current) use of anticoagulants
fulvestrant	Z79.818	Long term (current) use of other agents affecting estrogen receptors and estrogen levels
Fyavolv®	Z79.890	Hormone replacement therapy (postmenopausal)
gemcitabine	Z79.631	Long term (current) use of antimetabolite agent
Gengraf®	Z79.621	Long term (current) use of calcineurin inhibitor
gentamicin sulfate	Z79.2	Long term (current) use of antibiotics
Gildagia®	Z79.890	Hormone replacement therapy (postmenopausal)
Gildess 24 Fe®	Z79.3	Long term (current) use of hormonal contraceptives
Gleostine®	Z79.630	Long term (current) use of alkylating agent
glimepiride	Z79.84	Long term (current) use of oral hypoglycemic drugs
glimepiride and pioglitazone	Z79.84	Long term (current) use of oral hypoglycemic drugs
glipizide	Z79.84	Long term (current) use of oral hypoglycemic drugs
Glucotrol XL®	Z79.84	Long term (current) use of oral hypoglycemic drugs
Glumetza®	Z79.84	Long term (current) use of oral hypoglycemic drugs
glyburide	Z79.84	Long term (current) use of oral hypoglycemic drugs
glyburide and metformin	Z79.84	Long term (current) use of oral hypoglycemic drugs

Glynase®	Z79.84	Long term (current) use of oral hypoglycemic drugs
Glyset®	Z79.84	Long term (current) use of oral hypoglycemic drugs
Gonadotropin releasing hormone (GnRH) agonist	Z79.819	Long term (current) use of other agents affecting estrogen receptors and estrogen levels
goserelin acetate	Z79.818	Long term (current) use of other agents affecting estrogen receptors and estrogen levels
heparin	Z79.01	Long term (current) use of anticoagulants
histrelin	Z79.818	Long term (current) use of other agents affecting estrogen receptors and estrogen levels
Humira®	Z79.620	Long term (current) use of immunosuppressive biologic
Hycamtin®	Z79.634	Long term (current) use of topoisomerase inhibitor
hydrocodone	Z79.891	Long term (current) use of opiate analgesic
hydrocortisone	Z79.52	Long term (current) use of systemic steroids
hydromorphone	Z79.891	Long term (current) use of opiate analgesic
hydroxyurea	Z79.64	Long term (current) use of myelosuppressive agent
Hysingla ER®	Z79.891	Long term (current) use of opiate analgesic
ibandronate	Z79.83	Long term (current) use of bisphosphonates
ibuprofen	Z79.1	Long term (current) use of non-steroidal anti-inflammatories (NSAID)
idarubicin	Z79.632	Long term (current) use of antitumor antibiotic
Ifex®	Z79.630	Long term (current) use of alkylating agent
ifosfamide	Z79.630	Long term (current) use of alkylating agent
Imuran®	Z79.624	Long term (current) use of inhibitors of nucleotide synthesis
Indocin®	Z79.1	Long term (current) use of non-steroidal anti-inflammatories (NSAID)
indomethacin	Z79.1	Long term (current) use of non-steroidal anti-inflammatories (NSAID)
infliximab	Z79.620	Long term (current) use of immunosuppressive biologic
Infumorph®	Z79.891	Long term (current) use of opiate analgesic
insulin	Z79.4	Long term (current) use of insulin
Introvale®	Z79.3	Long term (current) use of hormonal contraceptives
INVanz®	Z79.2	Long term (current) use of antibiotics
Invokamet®	Z79.84	Long term (current) use of oral hypoglycemic drugs

irinotecan	Z79.634	Long term (current) use of topoisomerase inhibitor
irinotecan	Z79.64	Long term (current) use of myelosuppressive agent
Isibloom®	Z79.3	Long term (current) use of hormonal contraceptives
isoniazid	Z79.2	Long term (current) use of antibiotics
Jantoven®	Z79.01	Long term (current) use of anticoagulants
Janumet®	Z79.84	Long term (current) use of oral hypoglycemic drugs
Januvia®	Z79.84	Long term (current) use of oral hypoglycemic drugs
Jardiance®	Z79.84	Long term (current) use of oral hypoglycemic drugs
Jencycla®	Z79.3	Long term (current) use of hormonal contraceptives
Jentadueto®	Z79.84	Long term (current) use of oral hypoglycemic drugs
Junel 1.5/30®	Z79.3	Long term (current) use of hormonal contraceptives
Junel 1/20®	Z79.3	Long term (current) use of hormonal contraceptives
Kaitlib Fe®	Z79.3	Long term (current) use of hormonal contraceptives
Kariva®	Z79.3	Long term (current) use of hormonal contraceptives
Kazano®	Z79.84	Long term (current) use of oral hypoglycemic drugs
Kelnor®	Z79.3	Long term (current) use of hormonal contraceptives
Kenalog-10®	Z79.52	Long term (current) use of systemic steroids
Kenalog-40®	Z79.52	Long term (current) use of systemic steroids
ketoprofen	Z79.1	Long term (current) use of non-steroidal anti-inflammatories (NSAID)
ketorolac	Z79.1	Long term (current) use of non-steroidal anti-inflammatories (NSAID)
Kisqali®	Z79.811	Long term (current) use of aromatase inhibitors
Kitabis Pak®	Z79.2	Long term (current) use of antibiotics
Klaron®	Z79.2	Long term (current) use of antibiotics
Kurvelo®	Z79.3	Long term (current) use of hormonal contraceptives
Lantus	Z79.4	Long term (current) use of insulin
Larin Fe 1.5/30®	Z79.3	Long term (current) use of hormonal contraceptives
Larin Fe 1/20®	Z79.3	Long term (current) use of hormonal contraceptives

lenalidomide	Z79.61	Long term (current) use of immunomodulator
Lessina-28®	Z79.3	Long term (current) use of hormonal contraceptives
letrozole	Z79.811	Long term (current) use of aromatase inhibitors
Leukeran®	Z79.630	Long term (current) use of alkylating agent
leuprolide acetate	Z79.818	Long term (current) use of other agents affecting estrogen receptors and estrogen levels
levofloxacin	Z79.2	Long term (current) use of antibiotics
Levonest®	Z79.3	Long term (current) use of hormonal contraceptives
levonorgestrel	Z79.3	Long term (current) use of hormonal contraceptives
levorphanol	Z79.891	Long term (current) use of opiate analgesic
Liletta®	Z79.3	Long term (current) use of hormonal contraceptives
linagliptin and metformin	Z79.84	Long term (current) use of oral hypoglycemic drugs
Lincocin®	Z79.2	Long term (current) use of antibiotics
lincomycin	Z79.2	Long term (current) use of antibiotics
linezolid	Z79.2	Long term (current) use of antibiotics
liraglutide	Z79.85	Long term (current) use of injectable non-insulin antidiabetic drugs
Lo Loestrin Fe®	Z79.3	Long term (current) use of hormonal contraceptives
lomustine	Z79.630	Long term (current) use of alkylating agent
Loryna®	Z79.3	Long term (current) use of hormonal contraceptives
LoSeasonique®	Z79.3	Long term (current) use of hormonal contraceptives
Lovenox®	Z79.01	Long term (current) use of anticoagulants
Low-Ogestrel-28®	Z79.3	Long term (current) use of hormonal contraceptives
Lupron Depot®	Z79.818	Long term (current) use of other agents affecting estrogen receptors and estrogen levels
Lupron Depot-PED®	Z79.818	Long term (current) use of other agents affecting estrogen receptors and estrogen levels
Macrobid®	Z79.2	Long term (current) use of antibiotics
mafenide	Z79.2	Long term (current) use of antibiotics
Marlissa®	Z79.3	Long term (current) use of hormonal contraceptives
mechlorethamine	Z79.630	Long term (current) use of alkylating agent

meclofenamate	Z79.1	Long term (current) use of non-steroidal anti-inflammatories (NSAID)
Medrol®	Z79.52	Long term (current) use of systemic steroids
medroxyprogesterone	Z79.3	Long term (current) use of hormonal contraceptives
mefenamic acid	Z79.1	Long term (current) use of non-steroidal anti-inflammatories (NSAID)
Megace ES®	Z79.818	Long term (current) use of other agents affecting estrogen receptors and estrogen levels
megestrol	Z79.818	Long term (current) use of other agents affecting estrogen receptors and estrogen levels
meloxicam	Z79.1	Long term (current) use of non-steroidal anti-inflammatories (NSAID)
melphalan	Z79.630	Long term (current) use of alkylating agent
Menostar®	Z79.890	Hormone replacement therapy (postmenopausal)
meperidine	Z79.891	Long term (current) use of opiate analgesic
Mepron®	Z79.2	Long term (current) use of antibiotics
mercaptopurine	Z79.631	Long term (current) use of antimetabolite agent
meropenem	Z79.2	Long term (current) use of antibiotics
metformin and pioglitazone	Z79.84	Long term (current) use of oral hypoglycemic drugs
metformin and saxagliptin	Z79.84	Long term (current) use of oral hypoglycemic drugs
metformin and sitagliptin	Z79.84	Long term (current) use of oral hypoglycemic drugs
metformin	Z79.84	Long term (current) use of oral hypoglycemic drugs
methadone hydrochloride	Z79.891	Long term (current) use of opiate analgesic
Methadose®	Z79.891	Long term (current) use of opiate analgesic
methotrexate	Z79.631	Long term (current) use of antimetabolite agent
methylprednisolone	Z79.52	Long term (current) use of systemic steroids
Metrogel®	Z79.2	Long term (current) use of antibiotics
metronidazole	Z79.2	Long term (current) use of antibiotics
Midol Liquid Gels®	Z79.1	Long term (current) use of non-steroidal anti-inflammatories (NSAID)
miglitol	Z79.84	Long term (current) use of oral hypoglycemic drugs
Minivelle®	Z79.890	Hormone replacement therapy (postmenopausal)
Minocin®	Z79.2	Long term (current) use of antibiotics

minocycline	Z79.2	Long term (current) use of antibiotics
Mirena®	Z79.3	Long term (current) use of hormonal contraceptives
mitomycin	Z79.632	Long term (current) use of antitumor antibiotic
mometasone	Z79.51	Long term (current) use of inhaled steroids
monoclonal antibodies	Z79.620	Long term (current) use of immunosuppressive biologic
Mono-Linyah®	Z79.3	Long term (current) use of hormonal contraceptives
morphine	Z79.891	Long term (current) use of opiate analgesic
Motrin® (Children's)	Z79.1	Long term (current) use of non-steroidal anti-inflammatories (NSAID)
Motrin IB®	Z79.1	Long term (current) use of non-steroidal anti-inflammatories (NSAID)
Motrin® (Junior Strength)	Z79.1	Long term (current) use of non-steroidal anti-inflammatories (NSAID)
Mounjaro®	Z79.85	Long term (current) use of injectable non-insulin antidiabetic drugs
moxifloxacin	Z79.2	Long term (current) use of antibiotics
MS Contin®	Z79.891	Long term (current) use of opiate analgesic
mupirocin	Z79.2	Long term (current) use of antibiotics
Mycobutin®	Z79.2	Long term (current) use of antibiotics
mycophenolate mofetil	Z79.624	Long term (current) use of inhibitors of nucleotide synthesis
Myleran®	Z79.630	Long term (current) use of alkylating agent
Myzilra®	Z79.3	Long term (current) use of hormonal contraceptives
nabumetone	Z79.1	Long term (current) use of non-steroidal anti-inflammatories (NSAID)
nafarelin	Z79.818	Long term (current) use of other agents affecting estrogen receptors and estrogen levels
nafcillin	Z79.2	Long term (current) use of antibiotics
nalbuphine hydrochloride	Z79.891	Long term (current) use of opiate analgesic
naltrexone	Z79.899	Other long term (current) drug therapy
Naprelan®	Z79.1	Long term (current) use of non-steroidal anti-inflammatories (NSAID)
Naprosyn®	Z79.1	Long term (current) use of non-steroidal anti-inflammatories (NSAID)
naproxen	Z79.1	Long term (current) use of non-steroidal anti-inflammatories (NSAID)
Natazia®	Z79.3	Long term (current) use of hormonal contraceptives

nateglinide	Z79.84	Long term (current) use of oral hypoglycemic drugs
Nebupent®	Z79.2	Long term (current) use of antibiotics
neomycin	Z79.2	Long term (current) use of antibiotics
NeoProfen®	Z79.1	Long term (current) use of non-steroidal anti-inflammatories (NSAID)
Neoral®	Z79.621	Long term (current) use of calcineurin inhibitor
Neosporin®	Z79.2	Long term (current) use of antibiotics
Nexplanon®	Z79.3	Long term (current) use of hormonal contraceptives
Nikki®	Z79.3	Long term (current) use of hormonal contraceptives
nitrofurantoin	Z79.2	Long term (current) use of antibiotics
norethindrone	Z79.3	Long term (current) use of hormonal contraceptives
Nor-QD®	Z79.3	Long term (current) use of hormonal contraceptives
Nortrel 7/7/7®	Z79.3	Long term (current) use of hormonal contraceptives
Nucynta ER®	Z79.891	Long term (current) use of opiate analgesic
Nucynta®	Z79.891	Long term (current) use of opiate analgesic
NuvaRing®	Z79.3	Long term (current) use of hormonal contraceptives
Ogen 5®	Z79.890	Hormone replacement therapy (postmenopausal)
Olumiant®	Z79.622	Long term (current) use of Janus kinase inhibitor
Oracea®	Z79.2	Long term (current) use of antibiotics
Orapred ODT®	Z79.52	Long term (current) use of systemic steroids
Orbactiv®	Z79.2	Long term (current) use of antibiotics
oritavancin	Z79.2	Long term (current) use of antibiotics
Oseni®	Z79.84	Long term (current) use of oral hypoglycemic drugs
ospemifene	Z79.810	Long term (current) use of selective estrogen receptor modulators (SERMs)
Osphena®	Z79.810	Long term (current) use of selective estrogen receptor modulators (SERMs)
Otezla®	Z79.61	Long term (current) use of immunomodulator
Other Immunomodulators and Immunosuppressants	Z79.69	Long term (current) use of other immunomodulators and immunosuppressants

Otrexup®	Z79.631	Long term (current) use of antimetabolite agent
oxaliplatin	Z79.64	Long term (current) use of myelosuppressive agent
oxaliplatin	Z79.630	Long term (current) use of alkylating agent
oxaprozin	Z79.1	Long term (current) use of non-steroidal anti-inflammatories (NSAID)
oxycodone	Z79.891	Long term (current) use of opiate analgesic
OxyContin®	Z79.891	Long term (current) use of opiate analgesic
oxymorphone hydrochloride	Z79.891	Long term (current) use of opiate analgesic
Ozempic®	Z79.85	Long term (current) use of injectable non-insulin antidiabetic drugs
paclitaxel	Z79.633	Long term (current) use of mitotic inhibitor
paromomycin	Z79.2	Long term (current) use of antibiotics
PediaPred®	Z79.52	Long term (current) use of systemic steroids
pemetrexed	Z79.631	Long term (current) use of antimetabolite agent
penicillin G benzathine	Z79.2	Long term (current) use of antibiotics
penicillin G potassium	Z79.2	Long term (current) use of antibiotics
penicillin V potassium	Z79.2	Long term (current) use of antibiotics
Penicillin-VK®	Z79.2	Long term (current) use of antibiotics
Pentam®	Z79.2	Long term (current) use of antibiotics
pentamidine	Z79.2	Long term (current) use of antibiotics
Percocet®	Z79.891	Long term (current) use of opiate analgesic
Pfizerpen®	Z79.2	Long term (current) use of antibiotics
Philith®	Z79.3	Long term (current) use of hormonal contraceptives
Pimtrea®	Z79.3	Long term (current) use of hormonal contraceptives
pioglitazone hydrochloride	Z79.84	Long term (current) use of oral hypoglycemic drugs
piperacillin/tazobactam	Z79.2	Long term (current) use of antibiotics
piroxicam	Z79.1	Long term (current) use of non-steroidal anti-inflammatories (NSAID)
Plan B One-Step®	Z79.3	Long term (current) use of hormonal contraceptives
plant alkaloids	Z79.633	Long term (current) use of mitotic inhibitor

Plavix®	Z79.02	Long term (current) use of antithrombotics/antiplatelets
polymyxin b	Z79.2	Long term (current) use of antibiotics
pomalidomide	Z79.61	Long term (current) use of immunomodulator
Pomalyst®	Z79.61	Long term (current) use of immunomodulator
Ponstel®	Z79.1	Long term (current) use of non-steroidal anti-inflammatories (NSAID)
Portia-28®	Z79.3	Long term (current) use of hormonal contraceptives
Pradaxa®	Z79.01	Long term (current) use of anticoagulants
pramlintide	Z79.85	Long term (current) use of injectable non-insulin antidiabetic drugs
prasugrel	Z79.02	Long term (current) use of antithrombotics/antiplatelets
prednisolone	Z79.52	Long term (current) use of systemic steroids
prednisone	Z79.52	Long term (current) use of systemic steroids
Prelone®	Z79.52	Long term (current) use of systemic steroids
Premarin®	Z79.890	Hormone replacement therapy (postmenopausal)
Premphase 14/14®	Z79.890	Hormone replacement therapy (postmenopausal)
Prempro®	Z79.890	Hormone replacement therapy (postmenopausal)
Previfem®	Z79.3	Long term (current) use of hormonal contraceptives
Priftin®	Z79.2	Long term (current) use of antibiotics
Prograf®	Z79.621	Long term (current) use of calcineurin inhibitor
Provera®	Z79.3	Long term (current) use of hormonal contraceptives
Pulmicort Flexhaler®	Z79.51	Long term (current) use of inhaled steroids
Pulmicort Respules®	Z79.51	Long term (current) use of inhaled steroids
purine synthesis (IMDH) inhibitors	Z79.624	Long term (current) use of inhibitors of nucleotide synthesis
Purinethol®	Z79.631	Long term (current) use of antimetabolite agent
Quartette®	Z79.3	Long term (current) use of hormonal contraceptives
Quasense®	Z79.3	Long term (current) use of hormonal contraceptives
Qvar Redihaler®	Z79.51	Long term (current) use of inhaled steroids
raloxifene	Z79.810	Long term (current) use of selective estrogen receptor modulators (SERMs)
Rapamune®	Z79.623	Long term (current) use of mammalian target of rapamycin (mTOR) inhibitor

Rasuvo®	Z79.631	Long term (current) use of antimetabolite agent
Reclast®	Z79.83	Long term (current) use of bisphosphonates
Relenza®	Z79.2	Long term (current) use of antibiotics
Remicade®	Z79.620	Long term (current) use of immunosuppressive biologic
remifentanil	Z79.891	Long term (current) use of opiate analgesic
repaglinide	Z79.84	Long term (current) use of oral hypoglycemic drugs
Revlimid®	Z79.61	Long term (current) use of immunomodulator
ribavirin	Z79.899	Other long term (current) drug therapy
ribociclib	Z79.811	Long term (current) use of aromatase inhibitors
rifabutin	Z79.2	Long term (current) use of antibiotics
Rifadin®	Z79.2	Long term (current) use of antibiotics
rifampin	Z79.2	Long term (current) use of antibiotics
rifapentine	Z79.2	Long term (current) use of antibiotics
rifaximin	Z79.2	Long term (current) use of antibiotics
Rimactane®	Z79.2	Long term (current) use of antibiotics
Rinvoq®	Z79.622	Long term (current) use of Janus kinase inhibitor
risedronate	Z79.83	Long term (current) use of bisphosphonates
rivaroxaban	Z79.01	Long term (current) use of anticoagulants
Roxicodone®	Z79.891	Long term (current) use of opiate analgesic
Safyral®	Z79.3	Long term (current) use of hormonal contraceptives
SandIMMUNE®	Z79.621	Long term (current) use of calcineurin inhibitor
Savaysa®	Z79.01	Long term (current) use of anticoagulants
saxagliptin	Z79.84	Long term (current) use of oral hypoglycemic drugs
Seasonale®	Z79.3	Long term (current) use of hormonal contraceptives
Seasonique®	Z79.3	Long term (current) use of hormonal contraceptives
semaglutide	Z79.85	Long term (current) use of injectable non-insulin antidiabetic drugs
Septra DS®	Z79.2	Long term (current) use of antibiotics

Septra®	Z79.2	Long term (current) use of antibiotics
Seromycin®	Z79.2	Long term (current) use of antibiotics
Setlakin®	Z79.3	Long term (current) use of hormonal contraceptives
Silvadene®	Z79.2	Long term (current) use of antibiotics
silver sulfadiazine	Z79.2	Long term (current) use of antibiotics
sirolimus	Z79.623	Long term (current) use of mammalian target of rapamycin (mTOR) inhibitor
Sitagliptin®	Z79.84	Long term (current) use of oral hypoglycemic drugs
Sivextro®	Z79.2	Long term (current) use of antibiotics
Skyla®	Z79.3	Long term (current) use of hormonal contraceptives
Soltamox®	Z79.810	Long term (current) use of selective estrogen receptor modulators (SERMs)
Solu-Cortef®	Z79.52	Long term (current) use of systemic steroids
Solu-Medrol®	Z79.52	Long term (current) use of systemic steroids
Sprintec®	Z79.3	Long term (current) use of hormonal contraceptives
Sprix®	Z79.1	Long term (current) use of non-steroidal anti-inflammatories (NSAID)
SSD®	Z79.2	Long term (current) use of antibiotics
streptomycin	Z79.2	Long term (current) use of antibiotics
Sublimaze®	Z79.891	Long term (current) use of opiate analgesic
Sufenta®	Z79.891	Long term (current) use of opiate analgesic
sufentanil	Z79.891	Long term (current) use of opiate analgesic
sulfacetamide sodium	Z79.2	Long term (current) use of antibiotics
sulfamethoxazole/trimethoprim	Z79.2	Long term (current) use of antibiotics
Sulfamylon®	Z79.2	Long term (current) use of antibiotics
Sulfatrim Pediatric®	Z79.2	Long term (current) use of antibiotics
sulindac	Z79.1	Long term (current) use of non-steroidal anti-inflammatories (NSAID)
Supprelin LA®	Z79.818	Long term (current) use of other agents affecting estrogen receptors and estrogen levels
Suprax®	Z79.2	Long term (current) use of antibiotics
Syeda®	Z79.3	Long term (current) use of hormonal contraceptives

Symbicort®	Z79.51	Long term (current) use of inhaled steroids
Symlin®	Z79.85	Long term (current) use of injectable non-insulin antidiabetic drugs
Synarel®	Z79.818	Long term (current) use of other agents affecting estrogen receptors and estrogen levels
Synjardy®	Z79.84	Long term (current) use of oral hypoglycemic drugs
tacrolimus	Z79.621	Long term (current) use of calcineurin inhibitor
tamoxifen	Z79.810	Long term (current) use of selective estrogen receptor modulators (SERMs)
tapentadol	Z79.891	Long term (current) use of opiate analgesic
Taxotere®	Z79.633	Long term (current) use of mitotic inhibitor
Taytulla®	Z79.3	Long term (current) use of hormonal contraceptives
Tazicef®	Z79.2	Long term (current) use of antibiotics
tedizolid	Z79.2	Long term (current) use of antibiotics
Teflaro®	Z79.2	Long term (current) use of antibiotics
telavancin	Z79.2	Long term (current) use of antibiotics
temsirolimus	Z79.623	Long term (current) use of mammalian target of rapamycin (mTOR) inhibitor
tetracycline	Z79.2	Long term (current) use of antibiotics
thalidomide	Z79.61	Long term (current) use of immunomodulator
Thalomid®	Z79.61	Long term (current) use of immunomodulator
Thermazene®	Z79.2	Long term (current) use of antibiotics
ticagrelor	Z79.02	Long term (current) use of antithrombotics/antiplatelets
tigecycline	Z79.2	Long term (current) use of antibiotics
tirofiban	Z79.02	Long term (current) use of antithrombotics/antiplatelets
tirzepatide	Z79.85	Long term (current) use of injectable non-insulin antidiabetic drugs
Tobi Podhaler®	Z79.2	Long term (current) use of antibiotics
Tobi®	Z79.2	Long term (current) use of antibiotics
tobramycin	Z79.2	Long term (current) use of antibiotics
tofacitinib	Z79.622	Long term (current) use of Janus kinase inhibitor
topotecan	Z79.634	Long term (current) use of topoisomerase inhibitor

toremifene	Z79.810	Long term (current) use of selective estrogen receptor modulators (SERMs)
Torisel®	Z79.623	Long term (current) use of mammalian target of rapamycin (mTOR) inhibitor
tramadol	Z79.891	Long term (current) use of opiate analgesic
Trelstar®	Z79.818	Long term (current) use of other agents affecting estrogen receptors and estrogen levels
Trexall®	Z79.631	Long term (current) use of antimetabolite agent
triamcinolone	Z79.52	Long term (current) use of systemic steroids
Tri-Estarylla®	Z79.3	Long term (current) use of hormonal contraceptives
Tri-Legest Fe®	Z79.3	Long term (current) use of hormonal contraceptives
Tri-Linyah®	Z79.3	Long term (current) use of hormonal contraceptives
Tri-Lo-Estarylla®	Z79.3	Long term (current) use of hormonal contraceptives
trimethoprim	Z79.2	Long term (current) use of antibiotics
Tri-Norinyl 28-Day®	Z79.3	Long term (current) use of hormonal contraceptives
Triptodur Kit®	Z79.818	Long term (current) use of other agents affecting estrogen receptors and estrogen levels
triptorelin	Z79.818	Long term (current) use of other agents affecting estrogen receptors and estrogen levels
Tri-Sprintec®	Z79.3	Long term (current) use of hormonal contraceptives
Trivora-28®	Z79.3	Long term (current) use of hormonal contraceptives
Trulicity®	Z79.85	Long term (current) use of injectable non-insulin antidiabetic drugs
Tygacil®	Z79.2	Long term (current) use of antibiotics
Tylenol®	Z79.899	Other long term (current) drug therapy
Uceris®	Z79.52	Long term (current) use of systemic steroids
Ultiva®	Z79.891	Long term (current) use of opiate analgesic
Unasyn®	Z79.2	Long term (current) use of antibiotics
Unspecified Immunomodulators and Immunosuppressants	Z79.60	Long term (current) use of immunomodulator
upadacitinib	Z79.622	Long term (current) use of Janus kinase inhibitor
Vagifem®	Z79.890	Hormone replacement therapy (postmenopausal)
Valchlor®	Z79.630	Long term (current) use of alkylating agent
Vancocin Hydrochloride®	Z79.2	Long term (current) use of antibiotics
vancomycin	Z79.2	Long term (current) use of antibiotics

Velivet®	Z79.3	Long term (current) use of hormonal contraceptives
Vibativ®	Z79.2	Long term (current) use of antibiotics
Victoza®	Z79.85	Long term (current) use of injectable non-insulin antidiabetic drugs
Vienva®	Z79.3	Long term (current) use of hormonal contraceptives
vinblastine	Z79.633	Long term (current) use of mitotic inhibitor
vincristine	Z79.633	Long term (current) use of mitotic inhibitor
Viorele®	Z79.3	Long term (current) use of hormonal contraceptives
Virazole®	Z79.899	Other long term (current) drug therapy
Vivelle-Dot®	Z79.890	Hormone replacement therapy (postmenopausal)
Voltaren Arthritis Pain®	Z79.1	Long term (current) use of non-steroidal anti-inflammatories (NSAID)
warfarin	Z79.01	Long term (current) use of anticoagulants
Wegovy®	Z79.85	Long term (current) use of injectable non-insulin antidiabetic drugs
Wera®	Z79.3	Long term (current) use of hormonal contraceptives
Xarelto®	Z79.01	Long term (current) use of anticoagulants
Xeljanz®	Z79.622	Long term (current) use of Janus kinase inhibitor
Xifaxan®	Z79.2	Long term (current) use of antibiotics
Xigduo XR®	Z79.84	Long term (current) use of oral hypoglycemic drugs
Xtampza ER®	Z79.891	Long term (current) use of opiate analgesic
Yasmin®	Z79.3	Long term (current) use of hormonal contraceptives
Yaz®	Z79.3	Long term (current) use of hormonal contraceptives
zanamivir	Z79.2	Long term (current) use of antibiotics
Zerbaxa®	Z79.2	Long term (current) use of antibiotics
Zilretta®	Z79.52	Long term (current) use of systemic steroids
Zipsor®	Z79.1	Long term (current) use of non-steroidal anti-inflammatories (NSAID)
Zithromax®	Z79.2	Long term (current) use of antibiotics
Zoladex®	Z79.818	Long term (current) use of other agents affecting estrogen receptors and estrogen levels
zoledronic acid	Z79.83	Long term (current) use of bisphosphonates
Zortress®	Z79.623	Long term (current) use of mammalian target of rapamycin (mTOR) inhibitor
Zosyn in Plastic Container®	Z79.2	Long term (current) use of antibiotics
Zovia 1/50E-28®	Z79.3	Long term (current) use of hormonal contraceptives
Zyvox®	Z79.2	Long term (current) use of antibiotics

Appendix B: Summary of 2026 ICD-10-CM Changes

A quick reference of new, revised, and deleted codes for 2026

New Codes

Code	Long Description	Effective Date
B88.01	Infestation by Demodex mites	Oct. 1, 2025
B88.09	Other acariasis	Oct. 1, 2025
C50.A	Malignant inflammatory neoplasm of breast	Oct. 1, 2025
C50.A0	Malignant inflammatory neoplasm of unspecified breast	Oct. 1, 2025
C50.A1	Malignant inflammatory neoplasm of right breast	Oct. 1, 2025
C50.A2	Malignant inflammatory neoplasm of left breast	Oct. 1, 2025
D71.1	Leukocyte adhesion deficiency	Oct. 1, 2025
D71.8	Other functional disorders of polymorphonuclear neutrophils	Oct. 1, 2025
D71.9	Functional disorders of polymorphonuclear neutrophils, unspecified	Oct. 1, 2025
E11.A	Type 2 diabetes mellitus without complications in remission	Oct. 1, 2025
E72.530	Primary hyperoxaluria, type 1	Oct. 1, 2025
E72.538	Other specified primary hyperoxaluria	Oct. 1, 2025
E72.539	Primary hyperoxaluria, unspecified	Oct. 1, 2025
E72.54	Secondary hyperoxaluria	Oct. 1, 2025
E72.540	Dietary hyperoxaluria	Oct. 1, 2025
E72.541	Enteric hyperoxaluria	Oct. 1, 2025
E72.548	Other secondary hyperoxaluria	Oct. 1, 2025
E72.549	Secondary hyperoxaluria, unspecified	Oct. 1, 2025
E78.010	Homozygous familial hypercholesterolemia [HoFH]	Oct. 1, 2025
E78.011	Heterozygous familial hypercholesterolemia [HeFH]	Oct. 1, 2025

E78.019	Familial hypercholesterolemia, unspecified	Oct. 1, 2025
E83.82	Disorders of pyrophosphate metabolism	Oct. 1, 2025
E83.820	Generalized arterial calcification of infancy with unspecified genetic causality	Oct. 1, 2025
E83.821	ENPP1 deficiency causing generalized arterial calcification of infancy	Oct. 1, 2025
E83.822	ENPP1 deficiency causing autosomal recessive hypophosphatemic rickets type 2	Oct. 1, 2025
E83.823	ABCC6 deficiency causing generalized arterial calcification of infancy	Oct. 1, 2025
E83.824	ABCC6 deficiency causing pseudoxanthoma elasticum	Oct. 1, 2025
E83.825	CD73 deficiency causing arterial calcification	Oct. 1, 2025
E88.10	Lipodystrophy, unspecified	Oct. 1, 2025
E88.11	Partial lipodystrophy	Oct. 1, 2025
E88.12	Generalized lipodystrophy	Oct. 1, 2025
E88.13	Localized lipodystrophy	Oct. 1, 2025
E88.14	HIV-associated lipodystrophy	Oct. 1, 2025
E88.19	Other lipodystrophy, not elsewhere classified	Oct. 1, 2025
G31.87	Primary progressive apraxia of speech	Oct. 1, 2025
G35.A	Relapsing-remitting multiple sclerosis	Oct. 1, 2025
G35.B	Primary progressive multiple sclerosis	Oct. 1, 2025
G35.B0	Primary progressive multiple sclerosis, unspecified	Oct. 1, 2025
G35.B1	Active primary progressive multiple sclerosis	Oct. 1, 2025
G35.B2	Non-active primary progressive multiple sclerosis	Oct. 1, 2025
G35.C	Secondary progressive multiple sclerosis	Oct. 1, 2025
G35.C0	Secondary progressive multiple sclerosis, unspecified	Oct. 1, 2025
G35.C1	Active secondary progressive multiple sclerosis	Oct. 1, 2025
G35.C2	Non-active secondary progressive multiple sclerosis	Oct. 1, 2025
G35.D	Multiple sclerosis, unspecified	Oct. 1, 2025
G71.036	Limb girdle muscular dystrophy due to fukutin related protein dysfunction	Oct. 1, 2025
H01.81	Other specified inflammation of right upper eyelid	Oct. 1, 2025
H01.82	Other specified inflammation of right lower eyelid	Oct. 1, 2025
H01.83	Other specified inflammation of right eye, unspecified eyelid	Oct. 1, 2025

H01.84	Other specified inflammation of left upper eyelid	Oct. 1, 2025
H01.85	Other specified inflammation of left lower eyelid	Oct. 1, 2025
H01.86	Other specified inflammation of left eye, unspecified eyelid	Oct. 1, 2025
H01.89	Other specified inflammation of unspecified eye, unspecified eyelid	Oct. 1, 2025
H01.8A	Other specified inflammation of right eye, upper and lower eyelids	Oct. 1, 2025
H01.8B	Other specified inflammation of left eye, upper and lower eyelids	Oct. 1, 2025
H05.83	Thyroid orbitopathy	Oct. 1, 2025
H05.831	Thyroid orbitopathy, right orbit	Oct. 1, 2025
H05.832	Thyroid orbitopathy, left orbit	Oct. 1, 2025
H05.833	Thyroid orbitopathy, bilateral	Oct. 1, 2025
H05.839	Thyroid orbitopathy, unspecified orbit	Oct. 1, 2025
H40.84	Neovascular secondary angle closure glaucoma	Oct. 1, 2025
H40.841	Neovascular secondary angle closure glaucoma, right eye	Oct. 1, 2025
H40.842	Neovascular secondary angle closure glaucoma, left eye	Oct. 1, 2025
H40.843	Neovascular secondary angle closure glaucoma, bilateral	Oct. 1, 2025
H40.849	Neovascular secondary angle closure glaucoma, unspecified eye	Oct. 1, 2025
I27.84	Fontan related circulation	Oct. 1, 2025
I27.840	Fontan-associated liver disease [FALD]	Oct. 1, 2025
I27.841	Fontan-associated lymphatic dysfunction	Oct. 1, 2025
I27.848	Other Fontan-associated condition	Oct. 1, 2025
I27.849	Fontan related circulation, unspecified	Oct. 1, 2025
L02.217	Cutaneous abscess of flank	Oct. 1, 2025
L02.227	Furuncle of flank	Oct. 1, 2025
L03.31A	Cellulitis of flank	Oct. 1, 2025
L03.32A	Acute lymphangitis of flank	Oct. 1, 2025
L98.43	Non-pressure chronic ulcer of abdomen	Oct. 1, 2025
L98.431	Non-pressure chronic ulcer of abdomen limited to breakdown of skin	Oct. 1, 2025
L98.432	Non-pressure chronic ulcer of abdomen with fat layer exposed	Oct. 1, 2025

L98.434	Non-pressure chronic ulcer of abdomen with necrosis of bone	Oct. 1, 2025
L98.435	Non-pressure chronic ulcer of abdomen with muscle involvement without evidence of necrosis	Oct. 1, 2025
L98.436	Non-pressure chronic ulcer of abdomen with bone involvement without evidence of necrosis	Oct. 1, 2025
L98.438	Non-pressure chronic ulcer of abdomen with other specified severity	Oct. 1, 2025
L98.439	Non-pressure chronic ulcer of abdomen with unspecified severity	Oct. 1, 2025
L98.44	Non-pressure chronic ulcer of chest	Oct. 1, 2025
L98.441	Non-pressure chronic ulcer of chest limited to breakdown of skin	Oct. 1, 2025
L98.442	Non-pressure chronic ulcer of chest with fat layer exposed	Oct. 1, 2025
L98.443	Non-pressure chronic ulcer of chest with necrosis of muscle	Oct. 1, 2025
L98.444	Non-pressure chronic ulcer of chest with necrosis of bone	Oct. 1, 2025
L98.445	Non-pressure chronic ulcer of chest with muscle involvement without evidence of necrosis	Oct. 1, 2025
L98.446	Non-pressure chronic ulcer of chest with bone involvement without evidence of necrosis	Oct. 1, 2025
L98.448	Non-pressure chronic ulcer of chest with other specified severity	Oct. 1, 2025
L98.449	Non-pressure chronic ulcer of chest with unspecified severity	Oct. 1, 2025
L98.45	Non-pressure chronic ulcer of neck	Oct. 1, 2025
L98.451	Non-pressure chronic ulcer of neck limited to breakdown of skin	Oct. 1, 2025
L98.452	Non-pressure chronic ulcer of neck with fat layer exposed	Oct. 1, 2025
L98.453	Non-pressure chronic ulcer of neck with necrosis of muscle	Oct. 1, 2025
L98.454	Non-pressure chronic ulcer of neck with necrosis of bone	Oct. 1, 2025
L98.455	Non-pressure chronic ulcer of neck with muscle involvement without evidence of necrosis	Oct. 1, 2025
L98.456	Non-pressure chronic ulcer of neck with bone involvement without evidence of necrosis	Oct. 1, 2025
L98.458	Non-pressure chronic ulcer of neck with other specified severity	Oct. 1, 2025
L98.459	Non-pressure chronic ulcer of neck with unspecified severity	Oct. 1, 2025
L98.46	Non-pressure chronic ulcer of face	Oct. 1, 2025
L98.461	Non-pressure chronic ulcer of face limited to breakdown of skin	Oct. 1, 2025
L98.462	Non-pressure chronic ulcer of face with fat layer exposed	Oct. 1, 2025
L98.463	Non-pressure chronic ulcer of face with necrosis of muscle	Oct. 1, 2025

L98.464	Non-pressure chronic ulcer of face with necrosis of bone	Oct. 1, 2025
L98.465	Non-pressure chronic ulcer of face with muscle involvement without evidence of necrosis	Oct. 1, 2025
L98.466	Non-pressure chronic ulcer of face with bone involvement without evidence of necrosis	Oct. 1, 2025
L98.468	Non-pressure chronic ulcer of face with other specified severity	Oct. 1, 2025
L98.469	Non-pressure chronic ulcer of face with unspecified severity	Oct. 1, 2025
L98.47	Non-pressure chronic ulcer of groin	Oct. 1, 2025
L98.471	Non-pressure chronic ulcer of groin limited to breakdown of skin	Oct. 1, 2025
L98.472	Non-pressure chronic ulcer of groin with fat layer exposed	Oct. 1, 2025
L98.473	Non-pressure chronic ulcer of groin with necrosis of muscle	Oct. 1, 2025
L98.474	Non-pressure chronic ulcer of groin with necrosis of bone	Oct. 1, 2025
L98.475	Non-pressure chronic ulcer of groin with muscle involvement without evidence of necrosis	Oct. 1, 2025
L98.476	Non-pressure chronic ulcer of groin with bone involvement without evidence of necrosis	Oct. 1, 2025
L98.478	Non-pressure chronic ulcer of groin with other specified severity	Oct. 1, 2025
L98.479	Non-pressure chronic ulcer of groin with unspecified severity	Oct. 1, 2025
L98.A	Non-pressure chronic ulcer of upper limb, not elsewhere classified	Oct. 1, 2025
L98.A1	Non-pressure chronic ulcer of upper arm	Oct. 1, 2025
L98.A11	Non-pressure chronic ulcer of right upper arm	Oct. 1, 2025
L98.A111	Non-pressure chronic ulcer of right upper arm limited to breakdown of skin	Oct. 1, 2025
L98.A112	Non-pressure chronic ulcer of right upper arm with fat layer exposed	Oct. 1, 2025
L98.A113	Non-pressure chronic ulcer of right upper arm with necrosis of muscle	Oct. 1, 2025
L98.A114	Non-pressure chronic ulcer of right upper arm with necrosis of bone	Oct. 1, 2025
L98.A115	Non-pressure chronic ulcer of right upper arm with muscle involvement without evidence of necrosis	Oct. 1, 2025
L98.A116	Non-pressure chronic ulcer of right upper arm with bone involvement without evidence of necrosis	Oct. 1, 2025
L98.A118	Non-pressure chronic ulcer of right upper arm with other specified severity	Oct. 1, 2025
L98.A119	Non-pressure chronic ulcer of right upper arm with unspecified severity	Oct. 1, 2025
L98.A12	Non-pressure chronic ulcer of left upper arm	Oct. 1, 2025
L98.A121	Non-pressure chronic ulcer of left upper arm limited to breakdown of skin	Oct. 1, 2025
L98.A122	Non-pressure chronic ulcer of left upper arm with fat layer exposed	Oct. 1, 2025

L98.A123	Non-pressure chronic ulcer of left upper arm with necrosis of muscle	Oct. 1, 2025
L98.A124	Non-pressure chronic ulcer of left upper arm with necrosis of bone	Oct. 1, 2025
L98.A125	Non-pressure chronic ulcer of left upper arm with muscle involvement without evidence of necrosis	Oct. 1, 2025
L98.A126	Non-pressure chronic ulcer of left upper arm with bone involvement without evidence of necrosis	Oct. 1, 2025
L98.A128	Non-pressure chronic ulcer of left upper arm with other specified severity	Oct. 1, 2025
L98.A129	Non-pressure chronic ulcer of left upper arm with unspecified severity	Oct. 1, 2025
L98.A19	Non-pressure chronic ulcer of unspecified upper arm	Oct. 1, 2025
L98.A191	Non-pressure chronic ulcer of unspecified upper arm limited to breakdown of skin	Oct. 1, 2025
L98.A192	Non-pressure chronic ulcer of unspecified upper arm with fat layer exposed	Oct. 1, 2025
L98.A193	Non-pressure chronic ulcer of unspecified upper arm with necrosis of muscle	Oct. 1, 2025
L98.A194	Non-pressure chronic ulcer of unspecified upper arm with necrosis of bone	Oct. 1, 2025
L98.A195	Non-pressure chronic ulcer of unspecified upper arm with muscle involvement without evidence of necrosis	Oct. 1, 2025
L98.A196	Non-pressure chronic ulcer of unspecified upper arm with bone involvement without evidence of necrosis	Oct. 1, 2025
L98.A198	Non-pressure chronic ulcer of unspecified upper arm with other specified severity	Oct. 1, 2025
L98.A199	Non-pressure chronic ulcer of unspecified upper arm with unspecified severity	Oct. 1, 2025
L98.A2	Non-pressure chronic ulcer of forearm	Oct. 1, 2025
L98.A21	Non-pressure chronic ulcer of right forearm	Oct. 1, 2025
L98.A211	Non-pressure chronic ulcer of right forearm limited to breakdown of skin	Oct. 1, 2025
L98.A212	Non-pressure chronic ulcer of right forearm with fat layer exposed	Oct. 1, 2025
L98.A213	Non-pressure chronic ulcer of right forearm with necrosis of muscle	Oct. 1, 2025
L98.A214	Non-pressure chronic ulcer of right forearm with necrosis of bone	Oct. 1, 2025
L98.A215	Non-pressure chronic ulcer of right forearm with muscle involvement without evidence of necrosis	Oct. 1, 2025
L98.A216	Non-pressure chronic ulcer of right forearm with bone involvement without evidence of necrosis	Oct. 1, 2025
L98.A218	Non-pressure chronic ulcer of right forearm with other specified severity	Oct. 1, 2025
L98.A219	Non-pressure chronic ulcer of right forearm with unspecified severity	Oct. 1, 2025
L98.A22	Non-pressure chronic ulcer of left forearm	Oct. 1, 2025

L98.A221	Non-pressure chronic ulcer of left forearm limited to breakdown of skin	Oct. 1, 2025
L98.A222	Non-pressure chronic ulcer of left forearm with fat layer exposed	Oct. 1, 2025
L98.A223	Non-pressure chronic ulcer of left forearm with necrosis of muscle	Oct. 1, 2025
L98.A224	Non-pressure chronic ulcer of left forearm with necrosis of bone	Oct. 1, 2025
L98.A225	Non-pressure chronic ulcer of left forearm with muscle involvement without evidence of necrosis	Oct. 1, 2025
L98.A226	Non-pressure chronic ulcer of left forearm with bone involvement without evidence of necrosis	Oct. 1, 2025
L98.A228	Non-pressure chronic ulcer of left forearm with other specified severity	Oct. 1, 2025
L98.A229	Non-pressure chronic ulcer of left forearm with unspecified severity	Oct. 1, 2025
L98.A29	Non-pressure chronic ulcer of unspecified forearm	Oct. 1, 2025
L98.A291	Non-pressure chronic ulcer of unspecified forearm limited to breakdown of skin	Oct. 1, 2025
L98.A292	Non-pressure chronic ulcer of unspecified forearm with fat layer exposed	Oct. 1, 2025
L98.A293	Non-pressure chronic ulcer of unspecified forearm with necrosis of muscle	Oct. 1, 2025
L98.A294	Non-pressure chronic ulcer of unspecified forearm with necrosis of bone	Oct. 1, 2025
L98.A295	Non-pressure chronic ulcer of unspecified forearm with muscle involvement without evidence of necrosis	Oct. 1, 2025
L98.A296	Non-pressure chronic ulcer of unspecified forearm with bone involvement without evidence of necrosis	Oct. 1, 2025
L98.A298	Non-pressure chronic ulcer of unspecified forearm with other specified severity	Oct. 1, 2025
L98.A299	Non-pressure chronic ulcer of unspecified forearm with unspecified severity	Oct. 1, 2025
L98.A3	Non-pressure chronic ulcer of hand	Oct. 1, 2025
L98.A31	Non-pressure chronic ulcer of right hand	Oct. 1, 2025
L98.A311	Non-pressure chronic ulcer of right hand limited to breakdown of skin	Oct. 1, 2025
L98.A312	Non-pressure chronic ulcer of right hand with fat layer exposed	Oct. 1, 2025
L98.A313	Non-pressure chronic ulcer of right hand with necrosis of muscle	Oct. 1, 2025
L98.A314	Non-pressure chronic ulcer of right hand with necrosis of bone	Oct. 1, 2025
L98.A315	Non-pressure chronic ulcer of right hand with muscle involvement without evidence of necrosis	Oct. 1, 2025
L98.A316	Non-pressure chronic ulcer of right hand with bone involvement without evidence of necrosis	Oct. 1, 2025
L98.A318	Non-pressure chronic ulcer of right hand with other specified severity	Oct. 1, 2025
L98.A319	Non-pressure chronic ulcer of right hand with unspecified severity	Oct. 1, 2025

L98.A32	Non-pressure chronic ulcer of left hand	Oct. 1, 2025
L98.A321	Non-pressure chronic ulcer of left hand limited to breakdown of skin	Oct. 1, 2025
L98.A322	Non-pressure chronic ulcer of left hand with fat layer exposed	Oct. 1, 2025
L98.A323	Non-pressure chronic ulcer of left hand with necrosis of muscle	Oct. 1, 2025
L98.A324	Non-pressure chronic ulcer of left hand with necrosis of bone	Oct. 1, 2025
L98.A325	Non-pressure chronic ulcer of left hand with muscle involvement without evidence of necrosis	Oct. 1, 2025
L98.A326	Non-pressure chronic ulcer of left hand with bone involvement without evidence of necrosis	Oct. 1, 2025
L98.A328	Non-pressure chronic ulcer of left hand with other specified severity	Oct. 1, 2025
L98.A329	Non-pressure chronic ulcer of left hand with unspecified severity	Oct. 1, 2025
L98.A39	Non-pressure chronic ulcer of unspecified hand	Oct. 1, 2025
L98.A391	Non-pressure chronic ulcer of unspecified hand limited to breakdown of skin	Oct. 1, 2025
L98.A392	Non-pressure chronic ulcer of unspecified hand with fat layer exposed	Oct. 1, 2025
L98.A393	Non-pressure chronic ulcer of unspecified hand with necrosis of muscle	Oct. 1, 2025
L98.A394	Non-pressure chronic ulcer of unspecified hand with necrosis of bone	Oct. 1, 2025
L98.A395	Non-pressure chronic ulcer of unspecified hand with muscle involvement without evidence of necrosis	Oct. 1, 2025
L98.A396	Non-pressure chronic ulcer of unspecified hand with bone involvement without evidence of necrosis	Oct. 1, 2025
L98.A398	Non-pressure chronic ulcer of unspecified hand with other specified severity	Oct. 1, 2025
L98.A399	Non-pressure chronic ulcer of unspecified hand with unspecified severity	Oct. 1, 2025
M05.A	Abnormal rheumatoid factor and anti-citrullinated protein antibody with rheumatoid arthritis	Oct. 1, 2025
N00.B	Acute nephritic syndrome with immune complex membranoproliferative glomerulonephritis	Oct. 1, 2025
N00.B1	Acute nephritic syndrome with idiopathic immune membranoproliferative glomerulonephritis (IC-MPGN)	Oct. 1, 2025
N00.B2	Acute nephritic syndrome with secondary immune complex membranoproliferative glomerulonephritis (IC-MPGN)	Oct. 1, 2025
N04.B	Nephrotic syndrome with immune complex membranoproliferative glomerulonephritis (IC-MPGN)	Oct. 1, 2025
N04.B1	Nephrotic syndrome with idiopathic immune complex membranoproliferative glomerulonephritis (IC-MPGN)	Oct. 1, 2025
N04.B2	Nephrotic syndrome with secondary immune complex membranoproliferative glomerulonephritis (IC-MPGN)	Oct. 1, 2025
N07.B	Hereditary nephropathy, not elsewhere classified with APOL1-mediated kidney disease [AMKD]	Oct. 1, 2025
Q87.87	Hao-Fountain Syndrome	Oct. 1, 2025

Q87.88	CTNNB1 syndrome	Oct. 1, 2025
Q89.81	Kabuki syndrome	Oct. 1, 2025
Q89.89	Other specified congenital malformations	Oct. 1, 2025
Q99.81	Usher syndrome	Oct. 1, 2025
Q99.811	Usher syndrome, type 1	Oct. 1, 2025
Q99.812	Usher syndrome, type 2	Oct. 1, 2025
Q99.813	Usher syndrome, type 3	Oct. 1, 2025
Q99.818	Other Usher syndrome	Oct. 1, 2025
Q99.819	Usher syndrome, unspecified	Oct. 1, 2025
Q99.89	Other specified chromosome abnormalities	Oct. 1, 2025
QA0	Neurodevelopmental disorders related to specific genetic pathogenic variants	Oct. 1, 2025
QA0.0	Neurodevelopmental disorders related to pathogenic variants in specific genes	Oct. 1, 2025
QA0.01	Neurodevelopmental disorders related to pathogenic variants in certain specific genes	Oct. 1, 2025
QA0.010	Neurodevelopmental disorders, related to pathogenic variants in ion channel genes	Oct. 1, 2025
QA0.0101	SCN2A-related neurodevelopmental disorder	Oct. 1, 2025
QA0.0102	CACNA1A-related neurodevelopmental disorder	Oct. 1, 2025
QA0.0109	Neurodevelopmental disorder related to pathogenic variant in other ion channel gene	Oct. 1, 2025
QA0.011	Neurodevelopmental disorders, related to pathogenic variants in glutamate receptor genes	Oct. 1, 2025
QA0.012	Neurodevelopmental disorders, related to pathogenic variants in other receptor genes	Oct. 1, 2025
QA0.013	Neurodevelopmental disorders, related to pathogenic variants in other transporter and solute carrier genes	Oct. 1, 2025
QA0.0131	SLC6A1-related disorder	Oct. 1, 2025
QA0.0139	Neurodevelopmental disorder, related to pathogenic variant in other transporter or solute carrier gene	Oct. 1, 2025
QA0.014	Neurodevelopmental disorders, related to pathogenic variants in synapse related genes	Oct. 1, 2025
QA0.0141	Syntaxin-binding protein 1-related disorder	Oct. 1, 2025
QA0.0142	DLG4-related synaptopathy	Oct. 1, 2025
QA0.0149	Neurodevelopmental disorder, related to pathogenic variant in other synapse related gene	Oct. 1, 2025
QA0.015	Neurodevelopmental disorders, related to genes associated with transcription and gene expression	Oct. 1, 2025
QA0.0151	FOXG1 syndrome	Oct. 1, 2025

QA0.0159	Neurodevelopmental disorder, related to other genes associated with transcription and gene expression	Oct. 1, 2025
QA0.8	Other neurodevelopmental disorders related to pathogenic variants in other specific genes	Oct. 1, 2025
R10.20	Pelvic and perineal pain unspecified side	Oct. 1, 2025
R10.21	Pelvic and perineal pain right side	Oct. 1, 2025
R10.22	Pelvic and perineal pain left side	Oct. 1, 2025
R10.23	Pelvic and perineal pain bilateral	Oct. 1, 2025
R10.24	Suprapubic pain	Oct. 1, 2025
R10.85	Abdominal pain of multiple sites	Oct. 1, 2025
R10.8A	Flank tenderness	Oct. 1, 2025
R10.8A1	Right flank tenderness	Oct. 1, 2025
R10.8A2	Left flank tenderness	Oct. 1, 2025
R10.8A3	Suprapubic tenderness	Oct. 1, 2025
R10.8A9	Flank tenderness, unspecified	Oct. 1, 2025
R10.A	Pain localized to flank	Oct. 1, 2025
R10.A0	Flank pain, unspecified side	Oct. 1, 2025
R10.A1	Flank pain, right side	Oct. 1, 2025
R10.A2	Flank pain, left side	Oct. 1, 2025
R10.A3	Flank pain, bilateral	Oct. 1, 2025
R11.16	Cannabis hyperemesis syndrome	Oct. 1, 2025
R39.85	Costovertebral (angle) tenderness	Oct. 1, 2025
R39.851	Costovertebral (angle) tenderness, right side	Oct. 1, 2025
R39.852	Costovertebral (angle) tenderness, left side	Oct. 1, 2025
R39.853	Costovertebral (angle) tenderness, bilateral	Oct. 1, 2025
R39.859	Costovertebral (angle) tenderness, unspecified side	Oct. 1, 2025
R76.81	Abnormal rheumatoid factor and anti-citrullinated protein antibody without rheumatoid arthritis	Oct. 1, 2025
R76.89	Other specified abnormal immunological findings in serum	Oct. 1, 2025

S30.11	Contusion of abdominal wall	Oct. 1, 2025
S30.11XA	Contusion of abdominal wall, initial encounter	Oct. 1, 2025
S30.11XD	Contusion of abdominal wall, subsequent encounter	Oct. 1, 2025
S30.11XS	Contusion of abdominal wall, sequela	Oct. 1, 2025
S30.12	Contusion of groin	Oct. 1, 2025
S30.12XA	Contusion of groin, initial encounter	Oct. 1, 2025
S30.12XD	Contusion of groin, subsequent encounter	Oct. 1, 2025
S30.12XS	Contusion of groin, sequela	Oct. 1, 2025
S30.13	Contusion of flank (latus) region	Oct. 1, 2025
S30.13XA	Contusion of flank (latus) region, initial encounter	Oct. 1, 2025
S30.13XD	Contusion of flank (latus) region, subsequent encounter	Oct. 1, 2025
S30.13XS	Contusion of flank (latus) region, sequela	Oct. 1, 2025
S30.81A	Abrasion of flank	Oct. 1, 2025
S30.81AA	Abrasion of flank, initial encounter	Oct. 1, 2025
S30.81AD	Abrasion of flank, subsequent encounter	Oct. 1, 2025
S30.81AS	Abrasion of flank, sequela	Oct. 1, 2025
S30.82A	Blister (nonthermal) of flank	Oct. 1, 2025
S30.82AA	Blister (nonthermal) of flank, initial encounter	Oct. 1, 2025
S30.82AD	Blister (nonthermal) of flank, subsequent encounter	Oct. 1, 2025
S30.82AS	Blister (nonthermal) of flank, sequela	Oct. 1, 2025
S30.84A	External constriction of flank	Oct. 1, 2025
S30.84AA	External constriction of flank, initial encounter	Oct. 1, 2025
S30.84AD	External constriction of flank, subsequent encounter	Oct. 1, 2025
S30.84AS	External constriction of flank, sequela	Oct. 1, 2025
S30.85A	Superficial foreign body of flank	Oct. 1, 2025
S30.85AA	Superficial foreign body of flank, initial encounter	Oct. 1, 2025
S30.85AD	Superficial foreign body of flank, subsequent encounter	Oct. 1, 2025
S30.85AS	Superficial foreign body of flank, sequela	Oct. 1, 2025

S30.86A	Insect bite (nonvenomous) of flank	Oct. 1, 2025
S30.86AA	Insect bite (nonvenomous) of flank, initial encounter	Oct. 1, 2025
S30.86AD	Insect bite (nonvenomous) of flank, subsequent encounter	Oct. 1, 2025
S30.86AS	Insect bite (nonvenomous) of flank, sequela	Oct. 1, 2025
S30.87A	Other superficial bite of flank	Oct. 1, 2025
S30.87AA	Other superficial bite of flank, initial encounter	Oct. 1, 2025
S30.87AD	Other superficial bite of flank, subsequent encounter	Oct. 1, 2025
S30.87AS	Other superficial bite of flank, sequela	Oct. 1, 2025
S30.9A	Unspecified superficial injury of flank	Oct. 1, 2025
S30.9AXA	Unspecified superficial injury of flank, initial encounter	Oct. 1, 2025
S30.9AXD	Unspecified superficial injury of flank, subsequent encounter	Oct. 1, 2025
S30.9AXS	Unspecified superficial injury of flank, sequela	Oct. 1, 2025
S31.106	Unspecified open wound of abdominal wall, right flank without penetration into peritoneal cavity	Oct. 1, 2025
S31.106A	Unspecified open wound of abdominal wall, right flank without penetration into peritoneal cavity, initial encounter	Oct. 1, 2025
S31.106D	Unspecified open wound of abdominal wall, right flank without penetration into peritoneal cavity, subsequent encounter	Oct. 1, 2025
S31.106S	Unspecified open wound of abdominal wall, right flank without penetration into peritoneal cavity, sequela	Oct. 1, 2025
S31.107	Unspecified open wound of abdominal wall, left flank without penetration into peritoneal cavity	Oct. 1, 2025
S31.107A	Unspecified open wound of abdominal wall, left flank without penetration into peritoneal cavity, initial encounter	Oct. 1, 2025
S31.107D	Unspecified open wound of abdominal wall, left flank without penetration into peritoneal cavity, subsequent encounter	Oct. 1, 2025
S31.107S	Unspecified open wound of abdominal wall, left flank without penetration into peritoneal cavity, sequela	Oct. 1, 2025
S31.10A	Unspecified open wound of abdominal wall, unspecified flank without penetration into peritoneal cavity	Oct. 1, 2025
S31.10AA	Unspecified open wound of abdominal wall, unspecified flank without penetration into peritoneal cavity, initial encounter	Oct. 1, 2025
S31.10AD	Unspecified open wound of abdominal wall, unspecified flank without penetration into peritoneal cavity, subsequent encounter	Oct. 1, 2025
S31.10AS	Unspecified open wound of abdominal wall, unspecified flank without penetration into peritoneal cavity, sequela	Oct. 1, 2025
S31.116	Laceration without foreign body of abdominal wall, right flank without penetration into peritoneal cavity	Oct. 1, 2025
S31.116A	Laceration without foreign body of abdominal wall, right flank without penetration into peritoneal cavity, initial encounter	Oct. 1, 2025
S31.116D	Laceration without foreign body of abdominal wall, right flank without penetration into peritoneal cavity, subsequent encounter	Oct. 1, 2025
S31.116S	Laceration without foreign body of abdominal wall, right flank without penetration into peritoneal cavity, sequela	Oct. 1, 2025
S31.117	Laceration without foreign body of abdominal wall, left flank without penetration into peritoneal cavity	Oct. 1, 2025

S31.117A	Laceration without foreign body of abdominal wall, left flank without penetration into peritoneal cavity, initial encounter	Oct. 1, 2025
S31.117D	Laceration without foreign body of abdominal wall, left flank without penetration into peritoneal cavity, subsequent encounter	Oct. 1, 2025
S31.117S	Laceration without foreign body of abdominal wall, left flank without penetration into peritoneal cavity, sequela	Oct. 1, 2025
S31.11A	Laceration without foreign body of abdominal wall, unspecified flank without penetration into peritoneal cavity	Oct. 1, 2025
S31.11AA	Laceration without foreign body of abdominal wall, unspecified flank without penetration into peritoneal cavity, initial encounter	Oct. 1, 2025
S31.11AD	Laceration without foreign body of abdominal wall, unspecified flank without penetration into peritoneal cavity, subsequent encounter	Oct. 1, 2025
S31.11AS	Laceration without foreign body of abdominal wall, unspecified flank without penetration into peritoneal cavity, sequela	Oct. 1, 2025
S31.126	Laceration with foreign body of abdominal wall, right flank without penetration into peritoneal cavity	Oct. 1, 2025
S31.126A	Laceration with foreign body of abdominal wall, right flank without penetration into peritoneal cavity, initial encounter	Oct. 1, 2025
S31.126D	Laceration with foreign body of abdominal wall, right flank without penetration into peritoneal cavity, subsequent encounter	Oct. 1, 2025
S31.126S	Laceration with foreign body of abdominal wall, right flank without penetration into peritoneal cavity, sequela	Oct. 1, 2025
S31.127	Laceration with foreign body of abdominal wall, left flank without penetration into peritoneal cavity	Oct. 1, 2025
S31.127A	Laceration with foreign body of abdominal wall, left flank without penetration into peritoneal cavity, initial encounter	Oct. 1, 2025
S31.127D	Laceration with foreign body of abdominal wall, left flank without penetration into peritoneal cavity, subsequent encounter	Oct. 1, 2025
S31.127S	Laceration with foreign body of abdominal wall, left flank without penetration into peritoneal cavity, sequela	Oct. 1, 2025
S31.12A	Laceration with foreign body of abdominal wall unspecified flank without penetration into peritoneal cavity	Oct. 1, 2025
S31.12AA	Laceration with foreign body of abdominal wall unspecified flank without penetration into peritoneal cavity, initial encounter	Oct. 1, 2025
S31.12AD	Laceration with foreign body of abdominal wall unspecified flank without penetration into peritoneal cavity, subsequent encounter	Oct. 1, 2025
S31.12AS	Laceration with foreign body of abdominal wall unspecified flank without penetration into peritoneal cavity, sequela	Oct. 1, 2025
S31.136	Puncture wound of abdominal wall without foreign body, right flank without penetration into peritoneal cavity	Oct. 1, 2025
S31.136A	Puncture wound of abdominal wall without foreign body, right flank without penetration into peritoneal cavity, initial encounter	Oct. 1, 2025
S31.136D	Puncture wound of abdominal wall without foreign body, right flank without penetration into peritoneal cavity, subsequent encounter	Oct. 1, 2025
S31.136S	Puncture wound of abdominal wall without foreign body, right flank without penetration into peritoneal cavity, sequela	Oct. 1, 2025
S31.137	Puncture wound of abdominal wall without foreign body, left flank without penetration into peritoneal cavity	Oct. 1, 2025
S31.137A	Puncture wound of abdominal wall without foreign body, left flank without penetration into peritoneal cavity, initial encounter	Oct. 1, 2025
S31.137D	Puncture wound of abdominal wall without foreign body, left flank without penetration into peritoneal cavity, subsequent encounter	Oct. 1, 2025

S31.137S	Puncture wound of abdominal wall without foreign body, left flank without penetration into peritoneal cavity, sequela	Oct. 1, 2025
S31.13A	Puncture wound of abdominal wall without foreign body, unspecified flank without penetration into peritoneal cavity	Oct. 1, 2025
S31.13AA	Puncture wound of abdominal wall without foreign body, unspecified flank without penetration into peritoneal cavity, initial encounter	Oct. 1, 2025
S31.13AD	Puncture wound of abdominal wall without foreign body, unspecified flank without penetration into peritoneal cavity, subsequent encounter	Oct. 1, 2025
S31.13AS	Puncture wound of abdominal wall without foreign body, unspecified flank without penetration into peritoneal cavity, sequela	Oct. 1, 2025
S31.146	Puncture wound of abdominal wall with foreign body, right flank without penetration into peritoneal cavity	Oct. 1, 2025
S31.146A	Puncture wound of abdominal wall with foreign body, right flank without penetration into peritoneal cavity, initial encounter	Oct. 1, 2025
S31.146D	Puncture wound of abdominal wall with foreign body, right flank without penetration into peritoneal cavity, subsequent encounter	Oct. 1, 2025
S31.146S	Puncture wound of abdominal wall with foreign body, right flank without penetration into peritoneal cavity, sequela	Oct. 1, 2025
S31.147	Puncture wound of abdominal wall with foreign body, left flank without penetration into peritoneal cavity	Oct. 1, 2025
S31.147A	Puncture wound of abdominal wall with foreign body, left flank without penetration into peritoneal cavity, initial encounter	Oct. 1, 2025
S31.147D	Puncture wound of abdominal wall with foreign body, left flank without penetration into peritoneal cavity, subsequent encounter	Oct. 1, 2025
S31.147S	Puncture wound of abdominal wall with foreign body, left flank without penetration into peritoneal cavity, sequela	Oct. 1, 2025
S31.14A	Puncture wound of abdominal wall with foreign body, unspecified flank without penetration into peritoneal cavity	Oct. 1, 2025
S31.14AA	Puncture wound of abdominal wall with foreign body, unspecified flank without penetration into peritoneal cavity, initial encounter	Oct. 1, 2025
S31.14AD	Puncture wound of abdominal wall with foreign body, unspecified flank without penetration into peritoneal cavity, subsequent encounter	Oct. 1, 2025
S31.14AS	Puncture wound of abdominal wall with foreign body, unspecified flank without penetration into peritoneal cavity, sequela	Oct. 1, 2025
S31.156	Open bite of abdominal wall, right flank without penetration into peritoneal cavity	Oct. 1, 2025
S31.156A	Open bite of abdominal wall, right flank without penetration into peritoneal cavity, initial encounter	Oct. 1, 2025
S31.156D	Open bite of abdominal wall, right flank without penetration into peritoneal cavity, subsequent encounter	Oct. 1, 2025
S31.156S	Open bite of abdominal wall, right flank without penetration into peritoneal cavity, sequela	Oct. 1, 2025
S31.157	Open bite of abdominal wall, left flank without penetration into peritoneal cavity	Oct. 1, 2025
S31.157A	Open bite of abdominal wall, left flank without penetration into peritoneal cavity, initial encounter	Oct. 1, 2025
S31.157D	Open bite of abdominal wall, left flank without penetration into peritoneal cavity, subsequent encounter	Oct. 1, 2025
S31.157S	Open bite of abdominal wall, left flank without penetration into peritoneal cavity, sequela	Oct. 1, 2025
S31.15A	Open bite of abdominal wall, unspecified flank without penetration into peritoneal cavity	Oct. 1, 2025
S31.15AA	Open bite of abdominal wall, unspecified flank without penetration into peritoneal cavity, initial encounter	Oct. 1, 2025
S31.15AD	Open bite of abdominal wall, unspecified flank without penetration into peritoneal cavity, subsequent encounter	Oct. 1, 2025

S31.15AS	Open bite of abdominal wall, unspecified flank without penetration into peritoneal cavity, sequela	Oct. 1, 2025
S31.606	Unspecified open wound of abdominal wall, right flank with penetration into peritoneal cavity	Oct. 1, 2025
S31.606A	Unspecified open wound of abdominal wall, right flank with penetration into peritoneal cavity, initial encounter	Oct. 1, 2025
S31.606D	Unspecified open wound of abdominal wall, right flank with penetration into peritoneal cavity, subsequent encounter	Oct. 1, 2025
S31.606S	Unspecified open wound of abdominal wall, right flank with penetration into peritoneal cavity, sequela	Oct. 1, 2025
S31.607	Unspecified open wound of abdominal wall, left flank with penetration into peritoneal cavity	Oct. 1, 2025
S31.607A	Unspecified open wound of abdominal wall, left flank with penetration into peritoneal cavity, initial encounter	Oct. 1, 2025
S31.607D	Unspecified open wound of abdominal wall, left flank with penetration into peritoneal cavity, subsequent encounter	Oct. 1, 2025
S31.607S	Unspecified open wound of abdominal wall, left flank with penetration into peritoneal cavity, sequela	Oct. 1, 2025
S31.60A	Unspecified open wound of abdominal wall, unspecified flank with penetration into peritoneal cavity	Oct. 1, 2025
S31.60AA	Unspecified open wound of abdominal wall, unspecified flank with penetration into peritoneal cavity, initial encounter	Oct. 1, 2025
S31.60AD	Unspecified open wound of abdominal wall, unspecified flank with penetration into peritoneal cavity, subsequent encounter	Oct. 1, 2025
S31.60AS	Unspecified open wound of abdominal wall, unspecified flank with penetration into peritoneal cavity, sequela	Oct. 1, 2025
S31.616	Laceration without foreign body of abdominal wall, right flank with penetration into peritoneal cavity	Oct. 1, 2025
S31.616A	Laceration without foreign body of abdominal wall, right flank with penetration into peritoneal cavity, initial encounter	Oct. 1, 2025
S31.616D	Laceration without foreign body of abdominal wall, right flank with penetration into peritoneal cavity, subsequent encounter	Oct. 1, 2025
S31.616S	Laceration without foreign body of abdominal wall, right flank with penetration into peritoneal cavity, sequela	Oct. 1, 2025
S31.617	Laceration without foreign body of abdominal wall, left flank with penetration into peritoneal cavity	Oct. 1, 2025
S31.617A	Laceration without foreign body of abdominal wall, left flank with penetration into peritoneal cavity, initial encounter	Oct. 1, 2025
S31.617D	Laceration without foreign body of abdominal wall, left flank with penetration into peritoneal cavity, subsequent encounter	Oct. 1, 2025
S31.617S	Laceration without foreign body of abdominal wall, left flank with penetration into peritoneal cavity, sequela	Oct. 1, 2025
S31.61A	Laceration without foreign body of abdominal wall, unspecified flank with penetration into peritoneal cavity	Oct. 1, 2025
S31.61AA	Laceration without foreign body of abdominal wall, unspecified flank with penetration into peritoneal cavity, initial encounter	Oct. 1, 2025
S31.61AD	Laceration without foreign body of abdominal wall, unspecified flank with penetration into peritoneal cavity, subsequent encounter	Oct. 1, 2025
S31.61AS	Laceration without foreign body of abdominal wall, unspecified flank with penetration into peritoneal cavity, sequela	Oct. 1, 2025
S31.626	Laceration with foreign body of abdominal wall, right flank with penetration into peritoneal cavity	Oct. 1, 2025
S31.626A	Laceration with foreign body of abdominal wall, right flank with penetration into peritoneal cavity, initial encounter	Oct. 1, 2025

S31.626D	Laceration with foreign body of abdominal wall, right flank with penetration into peritoneal cavity, subsequent encounter	Oct. 1, 2025
S31.626S	Laceration with foreign body of abdominal wall, right flank with penetration into peritoneal cavity, sequela	Oct. 1, 2025
S31.627	Laceration with foreign body of abdominal wall, left flank with penetration into peritoneal cavity	Oct. 1, 2025
S31.627A	Laceration with foreign body of abdominal wall, left flank with penetration into peritoneal cavity, initial encounter	Oct. 1, 2025
S31.627D	Laceration with foreign body of abdominal wall, left flank with penetration into peritoneal cavity, subsequent encounter	Oct. 1, 2025
S31.627S	Laceration with foreign body of abdominal wall, left flank with penetration into peritoneal cavity, sequela	Oct. 1, 2025
S31.62A	Laceration with foreign body of abdominal wall, unspecified flank with penetration into peritoneal cavity	Oct. 1, 2025
S31.62AA	Laceration with foreign body of abdominal wall, unspecified flank with penetration into peritoneal cavity, initial encounter	Oct. 1, 2025
S31.62AD	Laceration with foreign body of abdominal wall, unspecified flank with penetration into peritoneal cavity, subsequent encounter	Oct. 1, 2025
S31.62AS	Laceration with foreign body of abdominal wall, unspecified flank with penetration into peritoneal cavity, sequela	Oct. 1, 2025
S31.636	Puncture wound of abdominal wall without foreign body, right flank with penetration into peritoneal cavity	Oct. 1, 2025
S31.636A	Puncture wound of abdominal wall without foreign body, right flank with penetration into peritoneal cavity, initial encounter	Oct. 1, 2025
S31.636D	Puncture wound of abdominal wall without foreign body, right flank with penetration into peritoneal cavity, subsequent encounter	Oct. 1, 2025
S31.636S	Puncture wound of abdominal wall without foreign body, right flank with penetration into peritoneal cavity, sequela	Oct. 1, 2025
S31.637	Puncture wound of abdominal wall without foreign body, left flank with penetration into peritoneal cavity	Oct. 1, 2025
S31.637A	Puncture wound of abdominal wall without foreign body, left flank with penetration into peritoneal cavity, initial encounter	Oct. 1, 2025
S31.637D	Puncture wound of abdominal wall without foreign body, left flank with penetration into peritoneal cavity, subsequent encounter	Oct. 1, 2025
S31.637S	Puncture wound of abdominal wall without foreign body, left flank with penetration into peritoneal cavity, sequela	Oct. 1, 2025
S31.63A	Puncture wound of abdominal wall without foreign body, unspecified flank with penetration into peritoneal cavity	Oct. 1, 2025
S31.63AA	Puncture wound of abdominal wall without foreign body, unspecified flank with penetration into peritoneal cavity, initial encounter	Oct. 1, 2025
S31.63AD	Puncture wound of abdominal wall without foreign body, unspecified flank with penetration into peritoneal cavity, subsequent encounter	Oct. 1, 2025
S31.63AS	Puncture wound of abdominal wall without foreign body, unspecified flank with penetration into peritoneal cavity, sequela	Oct. 1, 2025
S31.646	Puncture wound of abdominal wall with foreign body, right flank with penetration into peritoneal cavity	Oct. 1, 2025
S31.646A	Puncture wound of abdominal wall with foreign body, right flank with penetration into peritoneal cavity, initial encounter	Oct. 1, 2025
S31.646D	Puncture wound of abdominal wall with foreign body, right flank with penetration into peritoneal cavity, subsequent encounter	Oct. 1, 2025
S31.646S	Puncture wound of abdominal wall with foreign body, right flank with penetration into peritoneal cavity, sequela	Oct. 1, 2025
S31.647	Puncture wound of abdominal wall with foreign body, left flank with penetration into peritoneal cavity	Oct. 1, 2025
S31.647A	Puncture wound of abdominal wall with foreign body, left flank with penetration into peritoneal cavity, initial encounter	Oct. 1, 2025
S31.647D	Puncture wound of abdominal wall with foreign body, left flank with penetration into peritoneal cavity, subsequent encounter	Oct. 1, 2025

S31.647S	Puncture wound of abdominal wall with foreign body, left flank with penetration into peritoneal cavity, sequela	Oct. 1, 2025
S31.64A	Puncture wound of abdominal wall with foreign body, unspecified flank with penetration into peritoneal cavity	Oct. 1, 2025
S31.64AA	Puncture wound of abdominal wall with foreign body, unspecified flank with penetration into peritoneal cavity, initial encounter	Oct. 1, 2025
S31.64AD	Puncture wound of abdominal wall with foreign body, unspecified flank with penetration into peritoneal cavity, subsequent encounter	Oct. 1, 2025
S31.64AS	Puncture wound of abdominal wall with foreign body, unspecified flank with penetration into peritoneal cavity, sequela	Oct. 1, 2025
S31.656	Open bite of abdominal wall, right flank with penetration into peritoneal cavity	Oct. 1, 2025
S31.656A	Open bite of abdominal wall, right flank with penetration into peritoneal cavity, initial encounter	Oct. 1, 2025
S31.656D	Open bite of abdominal wall, right flank with penetration into peritoneal cavity, subsequent encounter	Oct. 1, 2025
S31.656S	Open bite of abdominal wall, right flank with penetration into peritoneal cavity, sequela	Oct. 1, 2025
S31.657	Open bite of abdominal wall, left flank with penetration into peritoneal cavity	Oct. 1, 2025
S31.657A	Open bite of abdominal wall, left flank with penetration into peritoneal cavity, initial encounter	Oct. 1, 2025
S31.657D	Open bite of abdominal wall, left flank with penetration into peritoneal cavity, subsequent encounter	Oct. 1, 2025
S31.657S	Open bite of abdominal wall, left flank with penetration into peritoneal cavity, sequela	Oct. 1, 2025
S31.65A	Open bite of abdominal wall, unspecified flank with penetration into peritoneal cavity	Oct. 1, 2025
S31.65AA	Open bite of abdominal wall, unspecified flank with penetration into peritoneal cavity, initial encounter	Oct. 1, 2025
S31.65AD	Open bite of abdominal wall, unspecified flank with penetration into peritoneal cavity, subsequent encounter	Oct. 1, 2025
S31.65AS	Open bite of abdominal wall, unspecified flank with penetration into peritoneal cavity, sequela	Oct. 1, 2025
T36.A	Poisoning by, adverse effect of and underdosing of fluoroquinolone antibiotics	Oct. 1, 2025
T36.AX	Poisoning by, adverse effect of and underdosing of fluoroquinolone antibiotics	Oct. 1, 2025
T36.AX1	Poisoning by fluoroquinolone antibiotics, accidental (unintentional)	Oct. 1, 2025
T36.AX1A	Poisoning by fluoroquinolone antibiotics, accidental (unintentional), initial encounter	Oct. 1, 2025
T36.AX1D	Poisoning by fluoroquinolone antibiotics, accidental (unintentional), subsequent encounter	Oct. 1, 2025
T36.AX1S	Poisoning by fluoroquinolone antibiotics, accidental (unintentional), sequela	Oct. 1, 2025
T36.AX2	Poisoning by fluoroquinolone antibiotics, intentional self-harm	Oct. 1, 2025
T36.AX2A	Poisoning by fluoroquinolone antibiotics, intentional self-harm, initial encounter	Oct. 1, 2025
T36.AX2D	Poisoning by fluoroquinolone antibiotics, intentional self-harm, subsequent encounter	Oct. 1, 2025
T36.AX2S	Poisoning by fluoroquinolone antibiotics, intentional self-harm, sequela	Oct. 1, 2025

T36.AX3	Poisoning by fluoroquinolone antibiotics, assault	Oct. 1, 2025
T36.AX3A	Poisoning by fluoroquinolone antibiotics, assault, initial encounter	Oct. 1, 2025
T36.AX3D	Poisoning by fluoroquinolone antibiotics, assault, subsequent encounter	Oct. 1, 2025
T36.AX3S	Poisoning by fluoroquinolone antibiotics, assault, sequela	Oct. 1, 2025
T36.AX4	Poisoning by fluoroquinolone antibiotics, undetermined	Oct. 1, 2025
T36.AX4A	Poisoning by fluoroquinolone antibiotics, undetermined, initial encounter	Oct. 1, 2025
T36.AX4D	Poisoning by fluoroquinolone antibiotics, undetermined, subsequent encounter	Oct. 1, 2025
T36.AX4S	Poisoning by fluoroquinolone antibiotics, undetermined, sequela	Oct. 1, 2025
T36.AX5	Adverse effect of fluoroquinolone antibiotics	Oct. 1, 2025
T36.AX5A	Adverse effect of fluoroquinolone antibiotics, initial encounter	Oct. 1, 2025
T36.AX5D	Adverse effect of fluoroquinolone antibiotics, subsequent encounter	Oct. 1, 2025
T36.AX5S	Adverse effect of fluoroquinolone antibiotics, sequela	Oct. 1, 2025
T36.AX6	Underdosing of fluoroquinolone antibiotics	Oct. 1, 2025
T36.AX6A	Underdosing of fluoroquinolone antibiotics, initial encounter	Oct. 1, 2025
T36.AX6D	Underdosing of fluoroquinolone antibiotics, subsequent encounter	Oct. 1, 2025
T36.AX6S	Underdosing of fluoroquinolone antibiotics, sequela	Oct. 1, 2025
T65.84	Toxic effect of xylazine	Oct. 1, 2025
T65.841	Toxic effect of xylazine, accidental (unintentional)	Oct. 1, 2025
T65.841A	Toxic effect of xylazine, accidental (unintentional), initial encounter	Oct. 1, 2025
T65.841D	Toxic effect of xylazine, accidental (unintentional), subsequent encounter	Oct. 1, 2025
T65.841S	Toxic effect of xylazine, accidental (unintentional), sequela	Oct. 1, 2025
T65.842	Toxic effect of xylazine, intentional self-harm	Oct. 1, 2025
T65.842A	Toxic effect of xylazine, intentional self-harm, initial encounter	Oct. 1, 2025
T65.842D	Toxic effect of xylazine, intentional self-harm, subsequent encounter	Oct. 1, 2025
T65.842S	Toxic effect of xylazine, intentional self-harm, sequela	Oct. 1, 2025
T65.843	Toxic effect of xylazine, assault	Oct. 1, 2025

T65.843A	Toxic effect of xylazine, assault, initial encounter	Oct. 1, 2025
T65.843D	Toxic effect of xylazine, assault, subsequent encounter	Oct. 1, 2025
T65.843S	Toxic effect of xylazine, assault, sequela	Oct. 1, 2025
T65.844	Toxic effect of xylazine, undetermined	Oct. 1, 2025
T65.844A	Toxic effect of xylazine, undetermined, initial encounter	Oct. 1, 2025
T65.844D	Toxic effect of xylazine, undetermined, subsequent encounter	Oct. 1, 2025
T65.844S	Toxic effect of xylazine, undetermined, sequela	Oct. 1, 2025
T75.83	Effects of war theater	Oct. 1, 2025
T75.830	Gulf war illness	Oct. 1, 2025
T75.830A	Gulf war illness, initial encounter	Oct. 1, 2025
T75.830D	Gulf war illness, subsequent encounter	Oct. 1, 2025
T75.830S	Gulf war illness, sequela	Oct. 1, 2025
T75.838	Effects of other war theater	Oct. 1, 2025
T75.838A	Effects of other war theater, initial encounter	Oct. 1, 2025
T75.838D	Effects of other war theater, subsequent encounter	Oct. 1, 2025
T75.838S	Effects of other war theater, sequela	Oct. 1, 2025
T78.070	Anaphylactic reaction due to milk and dairy products with tolerance to baked milk	Oct. 1, 2025
T78.070A	Anaphylactic reaction due to milk and dairy products with tolerance to baked milk, initial encounter	Oct. 1, 2025
T78.070D	Anaphylactic reaction due to milk and dairy products with tolerance to baked milk, subsequent encounter	Oct. 1, 2025
T78.070S	Anaphylactic reaction due to milk and dairy products with tolerance to baked milk, sequela	Oct. 1, 2025
T78.071	Anaphylactic reaction due to milk and dairy products with reactivity to baked milk	Oct. 1, 2025
T78.071A	Anaphylactic reaction due to milk and dairy products with reactivity to baked milk, initial encounter	Oct. 1, 2025
T78.071D	Anaphylactic reaction due to milk and dairy products with reactivity to baked milk, subsequent encounter	Oct. 1, 2025
T78.071S	Anaphylactic reaction due to milk and dairy products with reactivity to baked milk, sequela	Oct. 1, 2025
T78.079	Anaphylactic reaction due to milk and dairy products, unspecified	Oct. 1, 2025
T78.079A	Anaphylactic reaction due to milk and dairy products, unspecified, initial encounter	Oct. 1, 2025

T78.079D	Anaphylactic reaction due to milk and dairy products, unspecified, subsequent encounter	Oct. 1, 2025
T78.079S	Anaphylactic reaction due to milk and dairy products, unspecified, sequela	Oct. 1, 2025
T78.080	Anaphylactic reaction due to egg with tolerance to baked egg	Oct. 1, 2025
T78.080A	Anaphylactic reaction due to egg with tolerance to baked egg, initial encounter	Oct. 1, 2025
T78.080D	Anaphylactic reaction due to egg with tolerance to baked egg, subsequent encounter	Oct. 1, 2025
T78.080S	Anaphylactic reaction due to egg with tolerance to baked egg, sequela	Oct. 1, 2025
T78.081	Anaphylactic reaction due to egg with reactivity to baked egg	Oct. 1, 2025
T78.081A	Anaphylactic reaction due to egg with reactivity to baked egg, initial encounter	Oct. 1, 2025
T78.081D	Anaphylactic reaction due to egg with reactivity to baked egg, subsequent encounter	Oct. 1, 2025
T78.081S	Anaphylactic reaction due to egg with reactivity to baked egg, sequela	Oct. 1, 2025
T78.089	Anaphylactic reaction due to eggs, unspecified	Oct. 1, 2025
T78.089A	Anaphylactic reaction due to eggs, unspecified, initial encounter	Oct. 1, 2025
T78.089D	Anaphylactic reaction due to eggs, unspecified, subsequent encounter	Oct. 1, 2025
T78.089S	Anaphylactic reaction due to eggs, unspecified, sequela	Oct. 1, 2025
T78.11	Other adverse food reactions due to milk and dairy products	Oct. 1, 2025
T78.110	Other adverse food reactions due to milk and dairy products with tolerance to baked milk	Oct. 1, 2025
T78.110A	Other adverse food reactions due to milk and dairy products with tolerance to baked milk, initial encounter	Oct. 1, 2025
T78.110D	Other adverse food reactions due to milk and dairy products with tolerance to baked milk, subsequent encounter	Oct. 1, 2025
T78.110S	Other adverse food reactions due to milk and dairy products with tolerance to baked milk, sequela	Oct. 1, 2025
T78.111	Other adverse food reaction due to milk and dairy products with reactivity to baked milk	Oct. 1, 2025
T78.111A	Other adverse food reaction due to milk and dairy products with reactivity to baked milk, initial encounter	Oct. 1, 2025
T78.111D	Other adverse food reaction due to milk and dairy products with reactivity to baked milk, subsequent encounter	Oct. 1, 2025
T78.111S	Other adverse food reaction due to milk and dairy products with reactivity to baked milk, sequela	Oct. 1, 2025
T78.119	Other adverse food reaction due to milk and dairy products with baked milk tolerance/reactivity, unspecified	Oct. 1, 2025
T78.119A	Other adverse food reaction due to milk and dairy products with baked milk tolerance/reactivity, unspecified, initial encounter	Oct. 1, 2025
T78.119D	Other adverse food reaction due to milk and dairy products with baked milk tolerance/reactivity, unspecified, subsequent encounter	Oct. 1, 2025

T78.119S	Other adverse food reaction due to milk and dairy products with baked milk tolerance/reactivity, unspecified, sequela	Oct. 1, 2025
T78.12	Other adverse food reaction due to eggs	Oct. 1, 2025
T78.120	Other adverse food reaction due to egg with tolerance to baked egg	Oct. 1, 2025
T78.120A	Other adverse food reaction due to egg with tolerance to baked egg, initial encounter	Oct. 1, 2025
T78.120D	Other adverse food reaction due to egg with tolerance to baked egg, subsequent encounter	Oct. 1, 2025
T78.120S	Other adverse food reaction due to egg with tolerance to baked egg, sequela	Oct. 1, 2025
T78.121	Other adverse food reaction due to egg with reactivity to baked egg	Oct. 1, 2025
T78.121A	Other adverse food reaction due to egg with reactivity to baked egg, initial encounter	Oct. 1, 2025
T78.121D	Other adverse food reaction due to egg with reactivity to baked egg, subsequent encounter	Oct. 1, 2025
T78.121S	Other adverse food reaction due to egg with reactivity to baked egg, sequela	Oct. 1, 2025
T78.129	Other adverse food reaction due to egg with baked egg tolerance/reactivity, unspecified	Oct. 1, 2025
T78.129A	Other adverse food reaction due to egg with baked egg tolerance/reactivity, unspecified, initial encounter	Oct. 1, 2025
T78.129D	Other adverse food reaction due to egg with baked egg tolerance/reactivity, unspecified, subsequent encounter	Oct. 1, 2025
T78.129S	Other adverse food reaction due to egg with baked egg tolerance/reactivity, unspecified, sequela	Oct. 1, 2025
T78.19	Other adverse food reactions, not elsewhere classified	Oct. 1, 2025
T78.19XA	Other adverse food reactions, not elsewhere classified, initial encounter	Oct. 1, 2025
T78.19XD	Other adverse food reactions, not elsewhere classified, subsequent encounter	Oct. 1, 2025
T78.19XS	Other adverse food reactions, not elsewhere classified, sequela	Oct. 1, 2025
W44.H9	Other sharp object entering into or through a natural orifice	Oct. 1, 2025
W44.H9XA	Other sharp object entering into or through a natural orifice, initial encounter	Oct. 1, 2025
W44.H9XD	Other sharp object entering into or through a natural orifice, subsequent encounter	Oct. 1, 2025
W44.H9XS	Other sharp object entering into or through a natural orifice, sequela	Oct. 1, 2025
W45.3	Fishing hook entering through skin	Oct. 1, 2025
W45.3XXA	Fishing hook entering through skin, initial encounter	Oct. 1, 2025
W45.3XXD	Fishing hook entering through skin, subsequent encounter	Oct. 1, 2025
W45.3XXS	Fishing hook entering through skin, sequela	Oct. 1, 2025
Y36.A	Blast overpressure in war operations	Oct. 1, 2025
Y36.A1	Low level blast overpressure in war operations	Oct. 1, 2025
Y36.A1XA	Low level blast overpressure in war operations, initial encounter	Oct. 1, 2025

Y36.A1XD	Low level blast overpressure in war operations, subsequent encounter	Oct. 1, 2025
Y36.A1XS	Low level blast overpressure in war operations, sequela	Oct. 1, 2025
Y36.A2	High level blast overpressure in war operations	Oct. 1, 2025
Y36.A2XA	High level blast overpressure in war operations, initial encounter	Oct. 1, 2025
Y36.A2XD	High level blast overpressure in war operations, subsequent encounter	Oct. 1, 2025
Y36.A2XS	High level blast overpressure in war operations, sequela	Oct. 1, 2025
Y37.A	Blast overpressure in military operations	Oct. 1, 2025
Y37.A1	Low level blast overpressure in military operations	Oct. 1, 2025
Y37.A1XA	Low level blast overpressure in military operations, initial encounter	Oct. 1, 2025
Y37.A1XD	Low level blast overpressure in military operations, subsequent encounter	Oct. 1, 2025
Y37.A1XS	Low level blast overpressure in military operations, sequela	Oct. 1, 2025
Y37.A2	High level blast overpressure in military operations	Oct. 1, 2025
Y37.A2XA	High level blast overpressure in military operations, initial encounter	Oct. 1, 2025
Y37.A2XD	High level blast overpressure in military operations, subsequent encounter	Oct. 1, 2025
Y37.A2XS	High level blast overpressure in military operations, sequela	Oct. 1, 2025
Y93.L	Other outdoor activity	Oct. 1, 2025
Y93.L1	Activity, splitting wood	Oct. 1, 2025
Y93.L9	Activity, other outdoor activity	Oct. 1, 2025
Z15.05	Genetic susceptibility to malignant neoplasm of fallopian tube(s)	Oct. 1, 2025
Z15.06	Genetic susceptibility to malignant neoplasm of digestive system	Oct. 1, 2025
Z15.060	Genetic susceptibility to colorectal cancer	Oct. 1, 2025
Z15.068	Genetic susceptibility to other malignant neoplasm of digestive system	Oct. 1, 2025
Z15.07	Genetic susceptibility to malignant neoplasm of urinary tract	Oct. 1, 2025
Z15.3	Genetic susceptibility to kidney disease	Oct. 1, 2025
Z40.81	Encounter for prophylactic surgery for removal of ovary(s) for persons without known genetic/familial risk factors	Oct. 1, 2025
Z40.82	Encounter for prophylactic surgery for removal of fallopian tube(s) for persons without known genetic/familial risk factors	Oct. 1, 2025
Z40.89	Encounter for other prophylactic surgery	Oct. 1, 2025
Z59.861	Financial insecurity, difficulty paying for utilities	Oct. 1, 2025

Z59.868	Other specified financial insecurity	Oct. 1, 2025
Z59.869	Financial insecurity, unspecified	Oct. 1, 2025
Z77.3	Contact with and (suspected) exposure to war theater	Oct. 1, 2025
Z77.31	Contact with and (suspected) exposure to Gulf War theater	Oct. 1, 2025
Z77.39	Contact with and (suspected) exposure to other war theater	Oct. 1, 2025
Z80.44	Family history of malignant neoplasm of fallopian tube(s)	Oct. 1, 2025
Z84.11	Family history of APOL1-mediated kidney disease [AMKD]	Oct. 1, 2025
Z84.19	Family history of other disorders of kidney and ureter	Oct. 1, 2025
Z84.A	Family history of exposure to diethylstilbestrol	Oct. 1, 2025
Z85.4A	Personal history of malignant neoplasm of fallopian tube(s)	Oct. 1, 2025
Z86.00A	Personal history of in-situ neoplasm of the fallopian tube(s)	Oct. 1, 2025
Z91.0110	Allergy to milk products, unspecified	Oct. 1, 2025
Z91.0111	Allergy to milk products with tolerance to baked milk	Oct. 1, 2025
Z91.0112	Allergy to milk products with reactivity to baked milk	Oct. 1, 2025
Z91.0120	Allergy to eggs, unspecified	Oct. 1, 2025
Z91.0121	Allergy to eggs with tolerance to baked egg	Oct. 1, 2025
Z91.0122	Allergy to eggs with reactivity to baked egg	Oct. 1, 2025
Z91.B	Personal risk factor of exposure to diethylstilbestrol	Oct. 1, 2025

Revised Codes

Code	Previous Description	New Description	Difference	Effective Date
L02.212	Cutaneous abscess of back [any part, except buttock]	Cutaneous abscess of back [any part, except buttock and flank]	Cutaneous abscess of back [any part, except buttock ▶and flank◀]	Oct. 1, 2025
L02.222	Furuncle of back [any part, except buttock]	Furuncle of back [any part, except buttock and flank]	Furuncle of back [any part, except buttock ▶and flank◀]	Oct. 1, 2025
M21.159	Varus deformity, not elsewhere classified, unspecified	Varus deformity, not elsewhere classified, unspecified hip	Varus deformity, not elsewhere classified, unspecified ▶hip◀	Oct. 1, 2025
M24.076	Loose body in unspecified toe joints	Loose body in unspecified toe joint(s)	Loose body in unspecified toe ▶joint(s)◀	Oct. 1, 2025
M61.129	Myositis ossificans progressiva, unspecified arm	Myositis ossificans progressiva, unspecified upper arm	Myositis ossificans progressiva, unspecified ▶upper◀ arm	Oct. 1, 2025
P09.6	Abnormal findings on neonatal screening for neonatal hearing loss	Abnormal findings on neonatal hearing screening	Abnormal findings on neonatal ▶hearing screening◀	Oct. 1, 2025
Q75.00	Craniosynostosis unspecified	Craniosynostosis, unspecified	▶Craniosynostosis,◀ unspecified	Oct. 1, 2025
Q75.001	Craniosynostosis unspecified, unilateral	Craniosynostosis, unspecified type, unilateral	▶Craniosynostosis,◀ unspecified type, unilateral	Oct. 1, 2025
Q75.002	Craniosynostosis unspecified, bilateral	Craniosynostosis, unspecified type, bilateral	▶Craniosynostosis,◀ unspecified type, bilateral	Oct. 1, 2025
Q75.009	Craniosynostosis unspecified	Craniosynostosis, unspecified	▶Craniosynostosis,◀ unspecified	Oct. 1, 2025
Q75.021	Coronal craniosynostosis unilateral	Coronal craniosynostosis, unilateral	Coronal ▶craniosynostosis,◀ unilateral	Oct. 1, 2025
Q75.022	Coronal craniosynostosis bilateral	Coronal craniosynostosis, bilateral	Coronal ▶craniosynostosis,◀ bilateral	Oct. 1, 2025
Q75.029	Coronal craniosynostosis unspecified	Coronal craniosynostosis, unspecified	Coronal ▶craniosynostosis,◀ unspecified	Oct. 1, 2025
S62.9	Unspecified fracture of wrist and hand	Unspecified fracture of hand	▶Unspecified fracture of hand◀	Oct. 1, 2025
S62.90	Unspecified fracture of unspecified wrist and hand	Unspecified fracture of unspecified hand	▶Unspecified fracture of unspecified hand◀	Oct. 1, 2025
S62.90XA	Unspecified fracture of unspecified wrist and hand, initial encounter for closed fracture	Unspecified fracture of unspecified hand, initial encounter for closed fracture	▶Unspecified fracture of unspecified hand,◀ initial encounter for closed fracture	Oct. 1, 2025
S62.90XB	Unspecified fracture of unspecified wrist and hand, initial encounter for open fracture	Unspecified fracture of unspecified hand, initial encounter for open fracture	▶Unspecified fracture of unspecified hand,◀ initial encounter for open fracture	Oct. 1, 2025
S62.90XD	Unspecified fracture of unspecified wrist and hand, subsequent encounter for fracture with routine healing	Unspecified fracture of unspecified hand, subsequent encounter for fracture with routine healing	▶Unspecified fracture of unspecified hand,◀ subsequent encounter for fracture with routine healing	Oct. 1, 2025
S62.90XG	Unspecified fracture of unspecified wrist and hand, subsequent encounter for fracture with delayed healing	Unspecified fracture of unspecified hand, subsequent encounter for fracture with delayed healing	▶Unspecified fracture of unspecified hand,◀ subsequent encounter for fracture with delayed healing	Oct. 1, 2025

S62.90XK	Unspecified fracture of unspecified wrist and hand, subsequent encounter for fracture with nonunion	Unspecified fracture of unspecified hand, subsequent encounter for fracture with nonunion	▶Unspecified fracture of unspecified hand,◀ subsequent encounter for fracture with nonunion	Oct. 1, 2025
S62.90XP	Unspecified fracture of unspecified wrist and hand, subsequent encounter for fracture with malunion	Unspecified fracture of unspecified hand, subsequent encounter for fracture with malunion	▶Unspecified fracture of unspecified hand,◀ subsequent encounter for fracture with malunion	Oct. 1, 2025
S62.90XS	Unspecified fracture of unspecified wrist and hand, sequela	Unspecified fracture of unspecified hand, sequela	▶Unspecified fracture of unspecified hand,◀ sequela	Oct. 1, 2025
S62.91	Unspecified fracture of right wrist and hand	Unspecified fracture of right hand	▶Unspecified fracture of right hand◀	Oct. 1, 2025
S62.91XA	Unspecified fracture of right wrist and hand, initial encounter for closed fracture	Unspecified fracture of right hand, initial encounter for closed fracture	▶Unspecified fracture of right hand,◀ initial encounter for closed fracture	Oct. 1, 2025
S62.91XB	Unspecified fracture of right wrist and hand, initial encounter for open fracture	Unspecified fracture of right hand, initial encounter for open fracture	▶Unspecified fracture of right hand,◀ initial encounter for open fracture	Oct. 1, 2025
S62.91XD	Unspecified fracture of right wrist and hand, subsequent encounter for fracture with routine healing	Unspecified fracture of right hand, subsequent encounter for fracture with routine healing	▶Unspecified fracture of right hand,◀ subsequent encounter for fracture with routine healing	Oct. 1, 2025
S62.91XG	Unspecified fracture of right wrist and hand, subsequent encounter for fracture with delayed healing	Unspecified fracture of right hand, subsequent encounter for fracture with delayed healing	▶Unspecified fracture of right hand,◀ subsequent encounter for fracture with delayed healing	Oct. 1, 2025
S62.91XK	Unspecified fracture of right wrist and hand, subsequent encounter for fracture with nonunion	Unspecified fracture of right hand, subsequent encounter for fracture with nonunion	▶Unspecified fracture of right hand,◀ subsequent encounter for fracture with nonunion	Oct. 1, 2025
S62.91XP	Unspecified fracture of right wrist and hand, subsequent encounter for fracture with malunion	Unspecified fracture of right hand, subsequent encounter for fracture with malunion	▶Unspecified fracture of right hand,◀ subsequent encounter for fracture with malunion	Oct. 1, 2025
S62.91XS	Unspecified fracture of right wrist and hand, sequela	Unspecified fracture of right hand, sequela	▶Unspecified fracture of right hand,◀ sequela	Oct. 1, 2025
S62.92	Unspecified fracture of left wrist and hand	Unspecified fracture of left hand	▶Unspecified fracture of left hand◀	Oct. 1, 2025
S62.92XA	Unspecified fracture of left wrist and hand, initial encounter for closed fracture	Unspecified fracture of left hand, initial encounter for closed fracture	▶Unspecified fracture of left hand,◀ initial encounter for closed fracture	Oct. 1, 2025
S62.92XB	Unspecified fracture of left wrist and hand, initial encounter for open fracture	Unspecified fracture of left hand, initial encounter for open fracture	▶Unspecified fracture of left hand,◀ initial encounter for open fracture	Oct. 1, 2025
S62.92XD	Unspecified fracture of left wrist and hand, subsequent encounter for fracture with routine healing	Unspecified fracture of left hand, subsequent encounter for fracture with routine healing	▶Unspecified fracture of left hand,◀ subsequent encounter for fracture with routine healing	Oct. 1, 2025
S62.92XG	Unspecified fracture of left wrist and hand, subsequent encounter for fracture with delayed healing	Unspecified fracture of left hand, subsequent encounter for fracture with delayed healing	▶Unspecified fracture of left hand,◀ subsequent encounter for fracture with delayed healing	Oct. 1, 2025
S62.92XK	Unspecified fracture of left wrist and hand, subsequent encounter for fracture with nonunion	Unspecified fracture of left hand, subsequent encounter for fracture with nonunion	▶Unspecified fracture of left hand,◀ subsequent encounter for fracture with nonunion	Oct. 1, 2025
S62.92XP	Unspecified fracture of left wrist and hand, subsequent encounter for fracture with malunion	Unspecified fracture of left hand, subsequent encounter for fracture with malunion	▶Unspecified fracture of left hand,◀ subsequent encounter for fracture with malunion	Oct. 1, 2025
S62.92XS	Unspecified fracture of left wrist and hand, sequela	Unspecified fracture of left hand, sequela	▶Unspecified fracture of left hand,◀ sequela	Oct. 1, 2025

S74.21	Injury of cutaneous sensory nerve at hip and high level, right leg	Injury of cutaneous sensory nerve at hip and thigh level, right leg	Injury of cutaneous sensory nerve at hip and ▶thigh◀ level, right leg	Oct. 1, 2025
S74.21XA	Injury of cutaneous sensory nerve at hip and high level, right leg, initial encounter	Injury of cutaneous sensory nerve at hip and thigh level, right leg, initial encounter	Injury of cutaneous sensory nerve at hip and ▶thigh◀ level, right leg, initial encounter	Oct. 1, 2025
S74.21XD	Injury of cutaneous sensory nerve at hip and high level, right leg, subsequent encounter	Injury of cutaneous sensory nerve at hip and thigh level, right leg, subsequent encounter	Injury of cutaneous sensory nerve at hip and ▶thigh◀ level, right leg, subsequent encounter	Oct. 1, 2025
S74.21XS	Injury of cutaneous sensory nerve at hip and high level, right leg, sequela	Injury of cutaneous sensory nerve at hip and thigh level, right leg, sequela	Injury of cutaneous sensory nerve at hip and ▶thigh◀ level, right leg, sequela	Oct. 1, 2025
W44.G	Other non-organic objects entering into or through a natural orifice	Other non-organic objects entering into or through a natural orifice	▶Other non-organic objects entering into or through a natural orifice◀	Oct. 1, 2025
Y07.435	Stepbrother, perpetrator or maltreatment and neglect	Stepbrother, perpetrator of maltreatment and neglect	Stepbrother, perpetrator ▶of◀ maltreatment and neglect	Oct. 1, 2025
Z83.718	Other family history of colon polyps	Family history of other colon polyps	▶Family history of other colon polyps◀	Oct. 1, 2025

Deleted Codes

Code	Long Description	Effective Date
S30.1XXA	Contusion of abdominal wall, initial encounter	Oct. 1, 2025
S30.1XXD	Contusion of abdominal wall, subsequent encounter	Oct. 1, 2025
S30.1XXS	Contusion of abdominal wall, sequela	Oct. 1, 2025
T78.07XA	Anaphylactic reaction due to milk and dairy products, initial encounter	Oct. 1, 2025
T78.07XD	Anaphylactic reaction due to milk and dairy products, subsequent encounter	Oct. 1, 2025
T78.07XS	Anaphylactic reaction due to milk and dairy products, sequela	Oct. 1, 2025
T78.08XA	Anaphylactic reaction due to eggs, initial encounter	Oct. 1, 2025
T78.08XD	Anaphylactic reaction due to eggs, subsequent encounter	Oct. 1, 2025
T78.08XS	Anaphylactic reaction due to eggs, sequela	Oct. 1, 2025
T78.1XXA	Other adverse food reactions, not elsewhere classified, initial encounter	Oct. 1, 2025
T78.1XXD	Other adverse food reactions, not elsewhere classified, subsequent encounter	Oct. 1, 2025
T78.1XXS	Other adverse food reactions, not elsewhere classified, sequela	Oct. 1, 2025

Converted-to-parent

Note: These codes have been converted to parent codes in the 2026 ICD-10-CM code set, and are no longer reportable codes. Please see the table of new codes within this appendix for the expansion of these codes.

Code	Long Description	Effective Date
B88.0	Other acariasis	Oct. 1, 2025
D71	Functional disorders of polymorphonuclear neutrophils	Oct. 1, 2025
E72.53	Primary hyperoxaluria	Oct. 1, 2025
E78.01	Familial hypercholesterolemia	Oct. 1, 2025
E88.1	Lipodystrophy, not elsewhere classified	Oct. 1, 2025
G35	Multiple sclerosis	Oct. 1, 2025
H01.8	Other specified inflammations of eyelid	Oct. 1, 2025
Q89.8	Other specified congenital malformations	Oct. 1, 2025
Q99.8	Other specified chromosome abnormalities	Oct. 1, 2025
R10.2	Pelvic and perineal pain	Oct. 1, 2025
R76.8	Other specified abnormal immunological findings in serum	Oct. 1, 2025
Z40.8	Encounter for other prophylactic surgery	Oct. 1, 2025
Z59.86	Financial insecurity	Oct. 1, 2025
Z84.1	Family history of disorders of kidney and ureter	Oct. 1, 2025
Z91.011	Allergy to milk products	Oct. 1, 2025
Z91.012	Allergy to eggs	Oct. 1, 2025

2026 ICD-10-CM Guideline Tips: Table of Contents

Chapter 1: Certain Infectious and Parasitic Diseases (A00-B99)
Guidelines for Assigning Codes From This Chapter

Chapter 2: Neoplasms (C00-D49)
Guidelines for Assigning Codes From This Chapter

Chapter 3: Diseases of Blood/Blood-Forming Organs & Disorders Involving Immune Mechanism (D50-D89)
Guidelines for Assigning Codes From This Chapter

Chapter 4: Endocrine, Nutritional and Metabolic Diseases (E00-E89)
Guidelines for Assigning Codes From This Chapter

Chapter 5: Mental, Behavioral and Neurodevelopmental Disorders (F01-F99)
Guidelines for Assigning Codes From This Chapter

Chapter 6: Diseases of the Nervous System (G00-G99)
Guidelines for Assigning Codes From This Chapter

Chapter 7: Diseases of the Eye and Adnexa (H00-H59)
Guidelines for Assigning Codes From This Chapter

Chapter 8: Diseases of the Ear and Mastoid Process (H60-H95)
Guidelines for Assigning Codes From This Chapter

Chapter 9: Diseases of the Circulatory System (I00-I99)
Guidelines for Assigning Codes From This Chapter

Chapter 10: Diseases of the Respiratory System (J00-J99)
Guidelines for Assigning Codes From This Chapter

Chapter 11: Diseases of the Digestive System (K00-K95)
Guidelines for Assigning Codes From This Chapter

Chapter 12: Diseases of the Skin and Subcutaneous Tissue (L00-L99)
Guidelines for Assigning Codes From This Chapter

Chapter 13: Diseases of the Musculoskeletal System and Connective Tissue (M00-M99)
Guidelines for Assigning Codes From This Chapter

Chapter 14: Diseases of the Genitourinary System (N00-N99)
Guidelines for Assigning Codes From This Chapter

Chapter 15: Pregnancy, Childbirth and the Puerperium (O00-O9A)
Guidelines for Assigning Codes From This Chapter

Chapter 16: Certain Conditions Originating in the Perinatal Period (P00-P96)
Guidelines for Assigning Codes From This Chapter

Chapter 17: Congenital Malformations, Deformations, and Chromosomal Abnormalities (Q00-QA0)
Guidelines for Assigning Codes From This Chapter

Chapter 18: Symptoms, Signs, and Abnormal Clinical and Laboratory Findings, Not Elsewhere Classified (R00-R99)
Guidelines for Assigning Codes From This Chapter

Chapter 19: Injury, Poisoning, and Certain Other Consequences of External Causes (S00-T88)
Guidelines for Assigning Codes From This Chapter

Chapter 20: External Causes of Morbidity (V00-Y99)
Guidelines for Assigning Codes From This Chapter

Chapter 21: Factors Influencing Health Status and Contact with Health Services (Z00-Z99)
Guidelines for Assigning Codes From This Chapter

Chapter 22: Codes for Special Purposes (U00-U85)
Guidelines for Assigning Codes From This Chapter

Chapter 1: Certain Infectious and Parasitic Diseases (A00-B99)

Guidelines for Assigning Codes From This Chapter

Chapter 1 of ICD-10-CM includes a long list of infectious and parasitic diseases. Everything from cholera and bubonic plague to toxoplasmosis has a home here. But as you code, keep in mind that ICD-10-CM may list infections in the chapters for their specific anatomic area instead of in Chapter 1. Each time you code, search the index and then confirm your code choice in the tabular list.

List of Sections

- A00-A09: Intestinal infectious diseases
- A15-A19: Tuberculosis
- A20-A28: Certain zoonotic bacterial diseases
- A30-A49: Other bacterial diseases
- A50-A64: Infections with a predominantly sexual mode of transmission
- A65-A69: Other spirochetal diseases
- A70-A74: Other diseases caused by chlamydiae
- A75-A79: Rickettsioses
- A80-A89: Viral and prion infections of the central nervous system
- A90-A99: Arthropod-borne viral fevers and viral hemorrhagic fevers
- B00-B09: Viral infections characterized by skin and mucous membrane lesions
- B10: Other human herpesviruses
- B15-B19: Viral hepatitis
- B20: Human immunodeficiency virus [HIV] disease
- B25-B34: Other viral diseases
- B35-B49: Mycoses
- B50-B64: Protozoal diseases
- B65-B83: Helminthiases
- B85-B89: Pediculosis, acariasis and other infestations
- B90-B94: Sequelae of infectious and parasitic diseases
- B95-B97: Bacterial and viral infectious agents
- B99: Other infectious diseases

Highlights From the ICD-10-CM Official Guidelines for Coding and Reporting

The ICD-10-CM Official Guidelines for Coding and Reporting for Chapter 1 keep the focus on proper coding for HIV, infection agents as the cause of diseases classified to other chapters, infectious resistant to antibiotics, sepsis and shock, and methicillin-resistant *Staphylococcus aureus* (MRSA) conditions. It also includes information on coding for coronavirus. The information below covers the major points of Section I.C.1 of the Official Guidelines.

Guidelines Provide Crucial Answers for Coders Reporting HIV

The Official Guidelines give you practical coding guidance for a variety of HIV-related scenarios.

First, you must use B20 *Human immunodeficiency virus [HIV] disease* to report only confirmed cases of HIV. A diagnostic statement from the provider that says AIDS, HIV disease, HIV positive or that the patient has an HIV-related illness counts as confirmation.

Sequencing: Whether you use B20 as the first-listed (or principal) diagnosis depends on the nature of the patient's visit.

Use B20 as the principal diagnosis for a patient admitted for an HIV-related condition (unless the patient is pregnant or recently gave birth, or if the patient was seen for hemolytic-uremic syndrome associated with HIV, as explained below). You also should report additional diagnoses for the HIV-related conditions documented for the patient.

On the other hand, if the provider admits the patient for a condition unrelated to HIV, you should choose your principal diagnosis based on the reason for admission. Next, report B20 and the codes for the patient's other HIV-related conditions.

The guidelines indicate the above sequencing rules apply regardless of whether the patient is newly diagnosed or has had previous encounters for HIV-related conditions.

B20 Isn't the Only Possibility for HIV Encounters

Asymptomatic: When documentation doesn't record any symptoms, but it does show the patient is HIV positive, you should use Z21 *Asymptomatic human immunodeficiency virus [HIV] infection status* rather than B20. However, if the provider documents AIDS or "HIV disease," treatment for an HIV-related illness, or one or more conditions caused by being HIV-positive, then you should use B20.

Inconclusive serology: When a patient with no definitive diagnosis or manifestations of HIV has an inconclusive HIV serology, you should not use B20. You should use R75 *Inconclusive laboratory evidence of human immunodeficiency virus [HIV].*

Note that you should never use Z21 or R75 if the patient has ever been diagnosed with an HIV illness that falls under B20. You always should use B20 for patients who have had an HIV-related illness.

Pregnancy, puerperium: When a patient presents with a documented symptomatic HIV disease or an HIV-related illness during pregnancy, childbirth, or the puerperium, your first-listed (or principal) code must be from subcategory O98.7- *Human immunodeficiency [HIV] disease complicating pregnancy, childbirth, and the puerperium.* Then report B20 and the additional code or codes for the patient's HIV-related illnesses. Sequence codes from Chapter 15 first.

If the patient's status is asymptomatic HIV, report O98.7- and Z21.

Hemolytic-uremic Syndrome: When a patient presents with hemolytic-uremic syndrome associated with HIV, your first-listed (or principal) code must be D59.31 *Infection-associated hemolytic-uremic syndrome* followed by code B20.

HIV Test Codes Vary Based on Circumstances

The codes you report when a patient presents for determination of HIV status depends on the patient's specific case.

- You should use the screening code Z11.4 *Encounter for screening for human immunodeficiency virus [HIV]* as the primary code if HIV signs or symptoms are not present at the time of the screening.
- For patients without symptoms who are in a high-risk group for HIV, you should use additional codes, if known and if applicable, for any associated high-risk behaviors.
- When a patient has an HIV test because of signs or symptoms, you should report the code(s) for the signs and symptoms. If the patient has counseling at the same session, report Z71.7 *Human immunodeficiency virus [HIV] counseling*, too.
    - Code Z71.7 is also the appropriate code to use when a patient returns for the test results and learns they are HIV negative. If the test shows the patient is HIV positive, report either Z21 for an asymptomatic patient or B20 *Human immunodeficiency virus [HIV] disease* for a symptomatic patient. For symptomatic patients, you also should add codes for the symptoms or confirmed HIV-related diagnoses.

Medically Managed HIV

If a patient with HIV disease, an HIV-related illness, or AIDS is currently being managed with antiretroviral medication, code B20 for the HIV disease. However, you may assign code Z21, *Asymptomatic human immunodeficiency virus [HIV] infection status*, for a documented HIV positive patient on antiretroviral treatment in the absence of any additional documentation of HIV disease, HIV-related illness, or AIDS. Additionally, you may assign Z79.899 *Other long term (current) drug therapy* to acknowledge the long term use of the antiretroviral medication.

HIV Prophylaxis Measures

Assign code Z29.81 *Encounter for HIV pre-exposure prophylaxis,* when a patient in the at-risk population receives Pre-exposure prophylaxis (PrEP) medication for the intention of preventing an HIV infection. You should also code any risk factors for acquiring HIV.

An Additional Code for an Organism May be Necessary

For patients with infections classified in chapters other than Chapter 1, but with no organism identified in the infection code, you should assign an additional code from Chapter 1, B95-B97 *Bacterial and viral infectious agents*, to identify the organism.

Look for the instructional note with the infection code advising you to assign an additional code for the organism.

Identify Infections Resistant to Antibiotics

You must always report a bacterial infection's resistance to antibiotics. If the infection code does not specify drug resistance, report both the infection code and a code from category Z16 *Resistance to antimicrobial drugs.*

Sort Through Sepsis, Severe Sepsis, and Shock

Sepsis is the body's overwhelming and life-threatening response to an infection which can lead to tissue damage, organ failure, and death. Septic shock refers to circulatory failure associated with severe sepsis and represents a type of acute organ dysfunction.

To report sepsis correctly, assign the code for the underlying systemic infection. Assign A41.9 *Sepsis, unspecified organism* when the causal organism isn't known.

Report a code from subcategory R65.2- *Severe sepsis* only when the provider documents severe sepsis or associated organ dysfunction. If the patient has multiple organ dysfunction (MOD), follow the instructions for reporting severe sepsis. If acute organ dysfunction is due to a condition other than sepsis, do not assign a code from R65.2-.

Caution: Query the provider when a patient with clinical signs of sepsis has negative or inconclusive blood cultures or if the term *urosepsis* is used. Urosepsis is not synonymous with sepsis and has no default code in the alphabetic index.

Remember Sequencing Rules for Severe Sepsis and Septic Shock

To report sepsis correctly, you should report a minimum of two codes, in this order:

- The systemic infection code
- A code from subcategory R65.2-; note that you may not assign R65.2- as a principal diagnosis
- A41.9 *Sepsis, unspecified organism*, if the causal organism is not documented
- Additional codes for acute organ dysfunction, if appropriate

If severe sepsis was not present on admission, the systemic infection code and a code from R65.2- should be associated as secondary diagnoses. Query the provider if the documentation isn't clear as to when severe sepsis developed.

When the documentation indicates septic shock, report codes in this order:

- The systemic infection code
- A septic shock code, either R65.21 *Severe sepsis with septic shock* or code T81.12- *Postprocedural septic shock*
- Additional codes for acute organ dysfunction

Note that septic shock cannot be assigned as a principal diagnosis.

Lock Down Proper Coding When Patient Has Localized Infection, Too

If the provider documents both sepsis or severe sepsis and a localized infection, such as pneumonia or cellulitis, as reasons for admission, assign codes in this order:

- The systemic infection code
- The appropriate code from R65.2-, if severe sepsis is present on admission
- The localized infection code

Caution: If severe sepsis develops after admission in a patient with a localized infection, assign the localized infection code first and then the appropriate sepsis or severe sepsis code.

Postprocedural Sepsis Coding Has Variations to Watch

When documentation reveals postprocedural sepsis, you should make sure the provider's documentation shows that the infection was in fact caused by a procedure. You may report a code from T81.41- to T81.43-, Infection following a procedure, or T81.49-, Infection following a procedure, other surgical site. You should report the code for the infection first, and then the code for sepsis (T81.44-).

- Use an additional code to identify the infectious agent.
- If the patient has severe sepsis, add code, R65.2- *Severe sepsis* with an additional code(s) for any acute organ dysfunction.

If the sepsis occurred following an infusion, transfusion, therapeutic injection, or immunization, code first T80.2- *Infections following infusion, transfusion and therapeutic injection* or T88.0- *Infection following immunization.*

- Use an additional code to identify the infectious agent.
- If the patient has severe sepsis add code, R65.2- *Severe sepsis* plus an additional code(s) for any acute organ dysfunction.

If the sepsis occurs as the result of an obstetric surgical wound, code first the infection of the obstetric surgical wound, O86.00 to O86.03 *Infection of obstetric surgical wound,* or code O86.09, *Infection of obstetric surgical wound, other surgical site,* to identify the site of infection

- Assign the additional code O86.04 *Sepsis following an obstetrical procedure.*
- Use an additional code to identify the infectious agent.
- If the patient has severe sepsis, assign the appropriate code from subcategory R65.2- *Severe sepsis* and an additional code(s) for any acute organ dysfunction.

Your coding will change a bit if the postprocedural infection leads to postprocedural septic shock. Code the infection as described above for coding sepsis due to a postprocedural infection and assign code T81.12- *Postprocedural septic shock* instead of R65.2- *Severe sepsis.* Assign an additional code for any organ dysfunction.

Don't Assume Infection Caused the Sepsis

When sepsis or severe sepsis result from something other than infection, use the following order for your codes:

- The code for the noninfectious condition, such as the appropriate burn or injury code, assuming this condition meets the definition of a principal diagnosis
- The code for the systemic infection
- A severe sepsis code from R65.2-, if present
- Codes for any associated organ dysfunction for severe sepsis

You won't assign a code from R65.1- *Systemic inflammatory response syndrome [SIRS] of noninfectious origin.*

Remember: If the sepsis meets the principal diagnosis requirements, you should report the systemic infection and sepsis/severe sepsis codes followed by the code for the noninfectious condition. You may report either the noninfectious condition or the sepsis as principal if both meet the definition of principal diagnosis.

Caution: When a patient has a noninfectious condition that results in an infection that then leads to severe sepsis, you should report a code from R65.2-. You should not also report a code from R65.1- *Systemic inflammatory response syndrome [SIRS] of noninfectious origin.*

Note: See the Official Guidelines Chapter 15 to report sepsis and septic shock related to abortion, pregnancy, childbirth, and the puerperium. See the Official Guidelines Chapter 16 to report bacterial sepsis involving a newborn.

Hemolytic-uremic Syndrome With Sepsis

When a patient is admitted with hemolytic-uremic syndrome associated with sepsis, your principal diagnosis must be D59.31 *Infection-associated hemolytic-uremic syndrome* followed by a code for the underlying systemic infection plus any additional conditions such as severe sepsis.

MRSA Conditions Often Feature Combination Codes

ICD-10-CM offers combination codes for certain methicillin resistant *Staphylococcus aureus* (MRSA) diagnoses. In those cases, you should report the combination code that describes the complete condition rather than reporting the individual elements.

Example 1: The patient has sepsis caused by MRSA. You should report A41.02 *Sepsis due to methicillin-resistant Staphylococcus aureus.*

Example 2: The patient has pneumonia due to MRSA. You should report J15.212 *Pneumonia due to methicillin-resistant Staphylococcus aureus.*

Do not report: When combination codes apply, you should not report B95.62 *Methicillin-resistant Staphylococcus aureus infection as the cause of diseases classified elsewhere.* You also should not report Z16.11 *Resistance to penicillins.*

Double Up on the Codes When Necessary

You won't always have the option of using a combination code for a current MRSA infection. In those cases, you should report the condition as well as MRSA code B95.62. You shouldn't report Z16.11 as an additional code.

Distinguish Between Colonization and Infection

A person may have MRSA or methicillin-susceptible *Staphylococcus aureus* (MSSA) on or in the body without being sick. In these cases, you may see the documentation refer to colonization, carriage, carrier, MRSA screen positive, or MRSA nasal swab positive.

How to code: When documentation shows MSSA colonization, you should report Z22.321 *Carrier or suspected carrier of methicillin-susceptible Staphylococcus aureus.*

For MRSA colonization, use Z22.322 *Carrier or suspected carrier of methicillin-resistant Staphylococcus aureus.* When the patient has both MRSA colonization and MRSA infection documented, you may report codes for both.

Confirm Zika Before Coding It

You can only code confirmed cases of the Zika virus with code A92.5. Check your documentation closely. If the provider states "probable," "suspected," or "possible" Zika, use code Z20.821 *Contact with and (suspected) exposure to Zika virus*, instead.

Note: A confirmed diagnosis doesn't need to mention the type of test performed. A provider's statement that mentions "confirmed" is the only documentation needed to code A92.5.

Don't Mask the Facts When Coding Coronavirus

You can only code confirmed cases of COVID-19 in an outpatient setting. A patient needs a confirmed diagnosis and physician documentation of such, in order to assign code U07.1 *COVID-19.* In an inpatient setting, positive tests results are not necessary to use code U07.1. Provider documentation stating that the patient has COVID-19 is sufficient.

For symptomatic (or asymptomatic) patients who were exposed or potentially exposed to COVID-19 and the infection was ruled out, (or the test results were inconclusive or unknown), assign code Z20.822 *Contact with and (suspected) exposure to COVID-19.*

If a patient is showing signs and symptoms of COVID-19, but the physician does not establish a definitive diagnosis, code each of the signs and symptoms as described.

Note: When a patient presents for screening for COVID-19, including preoperative testing, assign code Z11.52 *Encounter for screening for COVID-19.*

If an asymptomatic person tests positive for COVID-19, and there is no documented diagnosis available, you need to query the provider to ascertain the diagnosis. A lab test can yield false positive results, and it is the provider who needs to confirm and document the diagnosis.

For patients with a personal history of COVID-19 (with no residual symptoms) that are presenting for a follow-up appointment, use codes Z09 *Encounter for follow-up examination after completed treatment for conditions other than malignant neoplasm* and Z86.16 *Personal History of COVID-19.*

Respiratory and Non-respiratory Manifestations of COVID-19

If a patient develops manifestations as a result of COVID-19, first code U07.1, followed by the code for the specific manifestation. Some common respiratory manifestations are pneumonia, acute bronchitis, lower respiratory infections, acute respiratory distress syndrome, and acute respiratory failure.

Coding For Conditions Present After COVID-19

If residual symptoms or sequela of a previous COVID-19 infection exist, first code the symptom or condition along with U09.9 *Post COVID-19 condition, unspecified.*

Note: Do not code U09.9 with a current COVID-19 infection.

Code U09.9 can be coded with U07.1 *COVID-19* only if the patient is being seen for a new active (current) COVID-19 infection. You can also code conditions from the previous infection along with manifestations of the new infection.

Note: For multisystem inflammatory syndrome coding, see Official Guidelines section I.C.1.g.1.l.

Finally, keep in mind that COVID-19 guidelines could potentially change as new information becomes available. Be sure to check with CMS before coding COVID-19.

Chapter 2: Neoplasms (C00-D49)

Guidelines for Assigning Codes From This Chapter

A neoplasm is a new, abnormal growth of tissue. Although you may often hear the term neoplasm in relation to cancerous tumors, which are malignant, not all neoplasms are malignant. ICD-10-CM includes codes in this chapter for all the following:

- Malignant neoplasms, which may be primary (at the point of origin) or secondary (the result of metastasis, or the location where the malignancy has spread)
- Benign neoplasms, which are cancer free
- Neuroendocrine tumors, which may be either malignant or benign, and form from hormone-releasing cells
- Carcinomas in situ, which are abnormal cells that stay in their original location but may later develop into invasive cancer
- Neoplasms of uncertain behavior, a specific histology type that the pathologist identifies when a neoplasm is transitioning from benign to malignant
- Behavior neoplasms for which the documentation doesn't specify the nature of the neoplasm

List of Sections

- C00-C14: Malignant neoplasms of lip, oral cavity and pharynx
- C15-C26: Malignant neoplasms of digestive organs
- C30-C39: Malignant neoplasms of respiratory and intrathoracic organs
- C40-C41: Malignant neoplasms of bone and articular cartilage
- C43-C44: Melanoma and other malignant neoplasms of skin
- C45-C49: Malignant neoplasms of mesothelial and soft tissue
- C50: Malignant neoplasms of breast
- C51-C58: Malignant neoplasms of female genital organs
- C60-C63: Malignant neoplasms of male genital organs
- C64-C68: Malignant neoplasms of urinary tract
- C69-C72: Malignant neoplasms of eye, brain and other parts of central nervous system
- C73-C75: Malignant neoplasms of thyroid and other endocrine glands
- C7A: Malignant neuroendocrine tumors
- C7B: Secondary neuroendocrine tumors
- C76-C80: Malignant neoplasms of ill-defined, other secondary and unspecified sites
- C81-C96: Malignant neoplasms of lymphoid, hematopoietic and related tissue
- D00-D09: In situ neoplasms
- D10-D36: Benign neoplasms, except benign neuroendocrine tumors
- D3A: Benign neuroendocrine tumors
- D37-D48: Neoplasms of uncertain behavior, polycythemia vera and myelodysplastic syndromes
- D49: Neoplasms of unspecified behavior

Highlights From the ICD-10-CM Official Guidelines for Coding and Reporting

The ICD-10-CM Official Guidelines for Coding and Reporting for Chapter 2 offer insights into proper coding for patients with neoplasms, particularly as it relates to sequencing the codes. The information below is from Section I.C.2 of the Official Guidelines.

General Information

The Official Guidelines explain that Chapter 2 includes the codes available for all malignant neoplasms and most benign neoplasms. In some cases, ICD-10-CM lists the codes for benign neoplasms in the chapters for their specific body systems instead of in Chapter 2.

To code a neoplasm, you must determine from the documentation if the neoplasm is benign, in situ, malignant, or of uncertain histologic behavior. For malignant neoplasms, take note of any secondary or metastatic sites.

Use .8 for overlapping sites: If a primary malignant neoplasm overlaps two or more adjacent (contiguous) sites, select the overlapping lesion code, .8, unless a specific combination code exists. If there are multiple neoplasms at the same site that are noncontiguous, such as tumors in different quadrants of the same breast, report individual codes for each site.

- A patient with more than one malignant tumor in the same organ may have either different primaries or metastatic disease. Query the provider as to the status of each tumor so you can assign the correct codes.

Code the site of origin: For malignant neoplasms of ectopic tissue, which is tissue outside of its normal location, code the site of origin. For example, report C25.9 *Malignant neoplasm of pancreas, unspecified* for malignant pancreatic neoplasms involving the stomach.

The guidelines offer advice on how to start the search for the proper neoplasm code in the Index. Typically, you'll start by looking at the table located at the Index's neoplasm entry. But when the documentation includes the histology of the neoplasm (such as adenoma), you should look up that term in the Index and start your search there.

Begin With the Sequencing Basics

The Official Guidelines explain the proper code order when the patient presents for treatment of a malignancy.

- **Primary malignancy treated:** The guidelines start by saying that for an admission/encounter to treat of the primary malignancy, you should report the primary malignancy as the principal diagnosis.
    - But the guidelines quickly add an exception that if a patient admission/encounter is chiefly for the administration of chemotherapy, immunotherapy, or external beam radiation therapy, assign the appropriate Z51.- code as the first-listed or principal diagnosis, and the diagnosis or problem for which the service is being performed as a secondary diagnosis.
        - You should remember this rule about using the encounter code before the neoplasm code as you read through the other rules and as you code for neoplasm treatment.
        - The guidelines also explain that if the encounter is to insert or implant radioactive elements, such as brachytherapy, assign the malignancy code first. Do not assign Z51.0 *Encounter for antineoplastic radiation therapy.*
    - Don't report symptoms, signs, and abnormal findings listed in Chapter 18 to replace the malignancy as the principal diagnosis, regardless of the number of admissions or encounters.
- **Secondary site treated:** When the purpose of an encounter is to treat only a secondary neoplasm, you should sequence the secondary neoplasm before the primary neoplasm.

Secondary Malignant Neoplasm of Lymphoid Tissue

When a primary malignancy of lymph tissue metastasizes beyond the lymph nodes, use codes from categories C81-C85 along with a final character to indicate an extranodal or solid organ site instead of coding the affected solid organ itself. For example, for metastases of B-cell lymphoma to the lung, brain, and left adrenal gland, assign code C83.398, *Diffuse large B-cell lymphoma of other extranodal and solid organ sites.*

Understand How Variations Alter Code Order

Patients with neoplasms may present for multiple treatments or have multiple diagnoses that apply to the same encounter. The following guidelines help with coding those situations:

- **Chemotherapy/external beam radiation in addition to main reason:** When a single episode of care involves surgical neoplasm removal AND chemotherapy or external beam radiation treatment, you should assign the neoplasm code first. Similarly, if the reason the patient presents is a procedure like paracentesis or to determine the malignancy's extent, you should report the malignancy first even when the patient has chemotherapy or external beam radiation, too.
    - **Note:** If the encounter chiefly involves antineoplastic chemotherapy, immunotherapy, and/or external beam radiation therapy for the treatment of a neoplasm, assign a code(s) from category Z51.- *Encounter for other aftercare and medical care.*
    - When the patient is being seen for the insertion or implantation of radioactive elements code Z51.0 *Encounter for antineoplastic radiation therapy* should not be assigned. Instead the appropriate code for the malignancy is reported as the principal or the first-listed diagnosis.
- **Complications develop:** When complications occur during a session for chemotherapy, immunotherapy, or external beam radiation therapy, you should report the appropriate Z51.- encounter code first with the complications as additional codes.
    - **Note:** When complications occur for a patient who is admitted for insertion or implantation of radioactive elements (e.g., brachytherapy), you should report the appropriate code for the malignancy as the principal or first-listed diagnosis, then report the code(s) for the complications.
- **Pregnancy:** If the patient is pregnant, assign first a code from subcategory O9A.1- *Malignant neoplasm complicating pregnancy, childbirth, and the puerperium*, followed by the malignancy code from Chapter 2.

Use C80 Unspecified Codes Sparingly

Code C80.0 *Disseminated malignant neoplasm, unspecified* only for cases of advanced metastatic disease with no known primary or secondary sites specified. You should never assign this code if either the primary site or any secondary sites are known.

Code C80.1 *Malignant [primary] neoplasm, unspecified* means a determination cannot be made as to the site of the primary malignancy and should rarely be used in an inpatient setting.

Base Anemia Code Choice on Cause

The general rule for coding complications is that if the encounter is aimed at treating the complication, you should report the complication before the neoplasm. Here's how the Official Guidelines apply that rule to anemia:

- **Anemia from malignancy:** When the patient presents for treatment of anemia due to malignancy, and only for the anemia, list the code for the malignancy as the primary diagnosis code followed by the appropriate code for the anemia. The typical anemia code in this situation is D63.0 *Anemia in neoplastic disease.*

Note: This is an exception to the general practice of listing the code for the condition being treated as the primary diagnosis.

- **Anemia from therapy:** When the patient presents for treatment of only anemia due to chemotherapy, immunotherapy, or radiotherapy, you should report the appropriate anemia code first followed by the malignancy code and the adverse effect, such as T45.1X5- *Adverse effect of antineoplastic and immunosuppressive drugs* or Y84.2 *Radiological procedure and radiotherapy as the cause of abnormal reaction of the patient, or of later complication, without mention of misadventure at the time of the procedure.*

Follow the Rules for Dehydration, Surgical Complications, and Pathologic Fractures

Dehydration: In some cases, a patient with a malignancy may report for treatment only of dehydration. A typical example involves a patient who is suffering from nausea and vomiting as a result of chemotherapy at an earlier encounter. In those cases, you should report the dehydration first and then the malignancy.

Surgical complication: By now you know the sequencing rule: If the encounter is for treatment of a surgical complication, you should report the complication first.

Pathologic fractures: A neoplasm can result in a fracture. If the fracture is the primary reason for the treatment, assign a code from M84.5- *Pathological fracture in neoplastic disease* first, followed by the code for the neoplasm. If the neoplasm is the primary reason for the treatment, sequence the neoplasm code first, followed by the M84.5- code.

Master When to Switch to Personal History Z Code

A key element of coding for neoplasms is knowing when to swap from a neoplasm code to a code from category Z85 *Personal history of malignant neoplasm.*

The rule: You should use a personal history Z code only when documentation shows there is no evidence of any existing primary malignancy at that site.

In some cases, the patient will still have a secondary malignancy even after treatment eradicates the primary malignancy. You may report the secondary neoplasm first followed by the appropriate Z85 code for the personal history of the primary neoplasm.

Important: You should only assign subcategories Z85.0- through Z85.7- for the former site of a primary malignancy, not for the secondary malignancy, while you should assign codes from subcategory Z85.8- for the former site(s) of either a primary or a secondary malignancy.

Remission vs. personal history: Leukemia codes and category C90 *Multiple myeloma and malignant plasma cell neoplasms* indicate whether or not the patient is in remission. You can also utilize codes Z85.6 *Personal history of leukemia* and Z85.79 *Personal history of other malignant neoplasms of lymphoid, hematopoietic and related tissues.* Query the provider if the documentation doesn't specify remission for these conditions.

Tackle Transplanted Organ Neoplasm Using Category T86

The Official Guidelines also offer instructions on how to code when a patient develops a malignant neoplasm of a transplanted organ. In that situation, report a complication code first, T86.- *Complications of transplanted organs and tissue* and then C80.2 *Malignant neoplasm associated with transplanted organ.* Use an additional code for the specific malignancy.

Note: See Chapter 6 of the Official Guidelines to report neoplasm pain control and management. For aftercare, follow-up care, and prophylactic organ removal for prevention of malignancy, see Chapter 21 of the Official Guidelines.

Chapter 3: Diseases of Blood/Blood-Forming Organs & Disorders Involving Immune Mechanism (D50-D89)

Guidelines for Assigning Codes From This Chapter

Chapter 3 includes conditions affecting the blood and related anatomic structures, such as the spleen and bone marrow. Some of the diagnoses you'll find in this chapter include anemias, coagulation defects, hemorrhagic conditions, white blood cell disorders, and spleen disorders. You'll also find immune disorders, including various immunodeficiency syndromes and graft-versus-host disease.

List of Sections

- D50-D53: Nutritional anemias
- D55-D59: Hemolytic anemias
- D60-D64: Aplastic and other anemias and other bone marrow failure syndromes
- D65-D69: Coagulation defects, purpura and other hemorrhagic conditions
- D70-D77: Other disorders of blood and blood-forming organs
- D78: Intraoperative and postprocedural complications of the spleen
- D80-D89: Certain disorders involving the immune mechanism

Highlights From the ICD-10-CM Official Guidelines for Coding and Reporting

The of ICD-10-CM Official Guidelines for Coding and Reporting does not include specific guidelines for Chapter 3, stating that the section is reserved for future expansion.

Still, as with every ICD-10-CM chapter, you should be sure to review and apply the guidelines and instructions included in the Tabular List of the code book assigned to specific codes and code ranges. Below are some key areas to watch when coding for anemia.

CKD: When the patient has anemia due to chronic kidney disease (CKD), you must report a code from category N18 *Chronic kidney disease* in addition to D63.1 *Anemia in chronic kidney disease*. Codes from N18 indicate the stage of the illness.

- **Example:** Documentation shows the patient presented for treatment of stage 3 CKD. The provider also addresses the anemia caused by CKD during the encounter. You should report N18.3- *Chronic kidney disease, stage 3 [moderate]*, followed by D63.1 for the anemia.

Neoplastic disease: In cases where the patient has anemia due to a neoplasm, you should report the proper neoplasm code followed by D63.0 *Anemia in neoplastic disease*. However, if a patient has anemia caused by their chemotherapy, immunotherapy, or radiotherapy, and they present for treatment of the anemia only, your first-listed code should be the anemia code followed by the neoplasm and adverse effect codes.

- **Example:** The patient presents for treatment of anemia caused by treatment of colon cancer with overlapping neoplasms, C18.8 *Malignant neoplasm of contiguous or overlapping sites of colon* whose point of origin cannot be determined. You should report D63.0 followed by C18.8 and T45.1X5- *Adverse effect of antineoplastic and immunosuppressive drugs* or Y84.2 *Radiological procedure and radiotherapy as the cause of abnormal reaction of the patient, or of later complication, without mention of misadventure at the time of the procedure.*

Assign Additional Codes for Drug-induced Anemias

Autoimmune hemolytic anemia (AIHA) is caused by autoantibody-induced hemolysis (the premature destruction of circulating red blood cells). It is usually idiopathic but can be associated with infection, lymphoproliferative disorders, autoimmune diseases, and some drugs. Category D59 contains codes used to report the different types of hemolytic anemias. D59.0 *Drug-induced autoimmune hemolytic anemia* and D59.1- *Other autoimmune hemolytic anemias* codes require an additional code to identify the drug. Select a code from T36-T50 *Poisoning by, adverse effects of and underdosing of drugs, medicaments and biological substances* with fifth or sixth character 5.

Chapter 4: Endocrine, Nutritional and Metabolic Diseases (E00-E89)

Guidelines for Assigning Codes From This Chapter

List of Sections

- E00-E07: Disorders of thyroid gland
- E08-E13: Diabetes mellitus
- E15-E16: Other disorders of glucose regulation and pancreatic internal secretion
- E20-E35: Disorders of other endocrine glands
- E36: Intraoperative complications of endocrine system
- E40-E46: Malnutrition
- E50-E64: Other nutritional deficiencies
- E65-E68: Overweight, obesity and other hyperalimentation
- E70-E88: Metabolic disorders
- E89: Postprocedural endocrine and metabolic complications and disorders, not elsewhere classified

Highlights From the ICD-10-CM Official Guidelines for Coding and Reporting

Chapter 4 of the ICD-10-CM Official Guidelines for Coding and Reporting contains information about diabetes and obesity. The information below summarizes the key points from Section I.C.4 of the Official Guidelines.

Get to Know Combination Codes

Diabetes mellitus codes are combination codes that specify the type of diabetes mellitus, the body system affected, and the complications affecting that body system. You should report as many codes within a particular category as necessary to describe all complications of the disease. Sequence the codes based on the reason for the encounter. Assign as many codes from categories E08-E13 as needed to identify all associated conditions.

Begin by Establishing the Type of Diabetes

Diabetes mellitus has two main types. Type 1 involves the body not producing insulin and usually develops in children and young adults. Type 1 is often called juvenile diabetes and is the least common form. In type 2, the most common form of diabetes, the body does not produce adequate insulin or resists the effects of insulin it has produced, which results in high levels of glucose in the blood.

Age can be misleading. Don't let the patient's age determine your code selection as either type of diabetes can occur at almost any age.

Look to the documentation. If the type of diabetes mellitus is not documented, the default is E11.- *Type 2 diabetes mellitus*.

Insulin usage provides a clue. If the documentation in a medical record does not indicate the type of diabetes but indicates the patient uses insulin, assign code E11.- *Type 2 diabetes mellitus*.

Assign additional codes from category Z79 *Long term (current) drug therapy* to identify the long-term (current) use of insulin, oral hypoglycemic drugs, or injectable non-insulin antidiabetic medication as appropriate when a patient is treated with more than one type of antidiabetic medication.

If the provider treats the patient with *both* oral hypoglycemic medications **and** insulin, codes Z79.4 *Long-term (current) use of insulin* and Z79.84 *Long term (current) use of oral hypoglycemic drugs* should both be assigned.

Remember: Do not assign Z79.4 if the provider administers insulin to temporarily to bring a secondary diabetic patient's blood sugar under control during an encounter.

T85.6- is Your First Stop for Insulin Pump Malfunctions

Insulin pump malfunctions may result in underdosing or overdosing.

- **Underdosing:** Specify the type of malfunction with a code from subcategory T85.6- *Mechanical complication of other specified internal and external prosthetic devices, implants and grafts* as the principal or first-listed code, followed by code T38.3X6- *Underdosing of insulin and oral hypoglycemic [antidiabetic] drugs*. You should then assign additional codes for the type of diabetes mellitus and any associated complications due to the underdosing.
- **Overdosing:** Look again to T85.6- when overdosing results from an insulin pump malfunction. Then assign T38.3X1- *Poisoning by insulin and oral hypoglycemic [antidiabetic] drugs, accidental [unintentional]*.

Chapter 5: Mental, Behavioral and Neurodevelopmental Disorders (F01-F99)

Guidelines for Assigning Codes From This Chapter

Chapter 5 includes codes for both organic psychotic conditions, such as senile dementia, and other psychotic conditions, such as schizophrenia. You'll also find codes for a variety of nonpsychotic disorders, such as anxiety disorders, psychosexual disorders, and drug abuse. Intellectual disabilities also land in this chapter.

List of Sections

- F01-F09: Mental disorders due to known physiological conditions
- F10-F19: Mental and behavioral disorders due to psychoactive substance use
- F20-F29: Schizophrenia, schizotypal, delusional, and other non-mood psychotic disorders
- F30-F39: Mood [affective] disorders
- F40-F48: Anxiety, dissociative, stress-related, somatoform and other nonpsychotic mental disorders
- F50-F59: Behavioral syndromes associated with physiological disturbances and physical factors
- F60-F69: Disorders of adult personality and behavior
- F70-F79: Intellectual disabilities
- F80-F89: Pervasive and specific developmental disorders
- F90-F98: Behavioral and emotional disorders with onset usually occurring in childhood and adolescence
- F99: Unspecified mental disorder

Highlights From the ICD-10-CM Official Guidelines for Coding and Reporting

The ICD-10-CM Official Guidelines for Coding and Reporting for Chapter 5 focus on pain disorders of psychological origin and mental and behavioral disorders due to psychoactive substance use.

Keep Pain Disorders Related to Psychological Factors Under Control

- When pain is exclusively related to psychological disorders, assign code F45.41 *Pain disorder exclusively related to psychological factors*. This type of pain disorder is also known as a persistent somatoform disorder.
- An Excludes1 note with category G89 *Pain, not elsewhere classified*, in Chapter 6, reminds you not to assign a G89 code with code F45.41.
- Do assign a code from category G89 with F45.42 **Pain disorders with related psychological factors** if the documentation demonstrates a psychological component with acute or chronic pain.

Watch for Psychoactive Substance Use Disorders in Remission

If a patient's physical, mental, or behavioral disorder due to psychoactive substance abuse disorders is in remission, you will choose a code from categories F10-F19 *Mental and behavioral disorders due to psychoactive substance use* with -.11, -.21, or -.91. Unless otherwise instructed by ICD-10-CM, rely on the provider's documentation to determine if an "in remission" code is appropriate.

If the patient has a mild substance use disorder that is in early or sustained remission, assign the appropriate code(s) for the substance abuse in remission. If the patient has a moderate or severe substance use disorder that is in early or sustained remission, assign a code for the substance dependence in remission.

Use a Single Code to Classify the Pattern of Use

When the documentation refers to use, abuse, and dependence of the same substance, such as alcohol or cannabis or opioid, assign only a single code to identify the pattern of use. Use these criteria to make your selection:

- If both use and abuse are documented, assign only the code for abuse.
- If both abuse and dependence are documented, assign only the code for dependence.
- If use, abuse, and dependence are all documented, assign only the code for dependence.
- If both use and dependence are documented, assign only the code for dependence.

Note: Report codes for psychoactive substance abuse disorders only when the psychoactive substance use disorder is associated with a physical, mental, or behavioral disorder and the provider documents this relationship.

Unspecified Psychoactive Substance Use No Longer Called a Disorder

You should only assign unspecified codes for psychoactive substance use (F10.9-, F11.9-, F12.9-, F13.9-, F14.9-, F15.9-, F16.9-, F18.9-, and F19.9-) when the use is related to a substance related disorder or medical condition. This disorder or condition must be documented by the provider. In 2019, the Official Guidelines removed the word "disorders" and added the word "unspecified" before psychoactive substance use. There is also an option allowing you to specify that the "unspecified substance use" is in remission.

Medical Conditions Caused by Psychoactive Substance Use, Abuse, and Dependence

If a patient develops a medical condition due to the use, abuse, or dependence of a psychoactive substance, this condition is not considered a substance-induced disorder. Code the medical condition along with a code for psychoactive substance use, abuse, or dependence.

Blood Alcohol Level

A patient's blood alcohol level does not need to be documented when coding from category Y90 **Evidence of alcohol involvement determined by blood alcohol level**. A code from category Y90 may be assigned when the provider documents a condition classifiable to category F10.

Get Your Facts Straight on Factitious Disorders

Code factitious disorder imposed on self (also known as Munchausen's syndrome) with a code from subcategory F68.1-. This disorder happens when a person causes their own symptoms or falsely reports them, which means that they fake their own illness. When you see documentation that states either factitious disorder by proxy or Munchausen's syndrome by proxy (MSBP), it means that a caregiver acts as the perpetrator, and injures a person they are caring for (the victim). The perpetrator may also falsely report that the victim suffered an injury. You should assign code F68.A to the perpetrator's chart and a suspected or confirmed abuse code, T74.- or T76.-, to the victim's chart.

Remember to Check Documentation When Coding Dementia

The severity of dementia (mild, moderate, severe, or unspecified) should be coded based on the provider's documentation. If the level of severity changes during inpatient care, code the highest level of severity documented during the stay. If documentation is insufficient to decide on the level of severity, use unspecified code options.

Chapter 6: Diseases of the Nervous System (G00-G99)

Guidelines for Assigning Codes From This Chapter

Chapter 6 features diseases of the nervous system, which includes a central nervous system and a peripheral nervous system. The central nervous system includes the brain and spinal cord, while the peripheral nervous system includes other nerve tissue responsible for tasks such as sending signals to muscles and sending sensory information to the central nervous system.

List of Sections

- G00-G09: Inflammatory diseases of the central nervous system
- G10-G14: Systemic atrophies primarily affecting the central nervous system
- G20-G26: Extrapyramidal and movement disorders
- G30-G32: Other degenerative diseases of the nervous system
- G35-G37: Demyelinating diseases of the central nervous system
- G40-G47: Episodic and paroxysmal disorders
- G50-G59: Nerve, nerve root and plexus disorders
- G60-G65: Polyneuropathies and other disorders of the peripheral nervous system
- G70-G73: Diseases of myoneural junction and muscle
- G80-G83: Cerebral palsy and other paralytic syndromes
- G89-G99: Other disorders of the nervous system

Highlights From the ICD-10-CM Official Guidelines for Coding and Reporting

The Official Guidelines for Chapter 6 offer a lot of information on pain. It also provides guidance on distinguishing between the dominant and nondominant side, a concept used in coding weakness and paralysis. The advice that follows is from the Official Guidelines.

Clear Up Confusion Over Dominant vs. Nondominant Side

Before you can assign codes from category G81 *Hemiplegia and hemiparesis* and subcategories G83.1- *Monoplegia of lower limb*, G83.2- *Monoplegia of upper limb*, and G83.3- *Monoplegia, unspecified*, you need to know if the affected side of the body is dominant or nondominant. The provider may document the affected side but not specify if the side is dominant or nondominant. Tabular notes may direct you to choose a particular dominance as the default choice for some codes, when the documentation does not specify one or the other. If a default choice isn't provided, use the following guidelines to make your selection:

- For ambidextrous patients, the default is dominant.
- If the left side is affected, the default is nondominant.
- If the right side is affected, the default is dominant.

Practice Proper Pain Coding Using These Guidelines

Among the various pain guidelines, you'll find help with sequencing. The general rule is that the code you report first should be the one that explains the reason for the encounter.

Pain control/management: You may sequence a code from category G89 *Pain, not elsewhere classified* first when the patient presents for pain control or management. Also report the underlying cause of the pain if the documentation includes the cause.

Underlying condition treatment: When a patient presents for treatment of the condition causing the pain, you should report the condition in the primary spot. You should not assign a pain code from G89.

Neurostimulator insertion: You should put the appropriate category G89 pain code first when the patient is admitted for insertion of a neurostimulator to control pain. But if the patient is admitted to treat the underlying condition and happens to also have a neurostimulator inserted, report the underlying condition first, followed by the appropriate G89 pain code.

With site-specific pain codes: If adding a code from G89 would add information (such as acute, chronic, etc.) to a site-specific pain code, you may report both codes. Again your sequencing depends on the reason for the encounter. For pain control or management, report the category G89 code followed by the site-specific code. For an encounter for any other reason, report the definitive diagnosis related to the visit. If there is no definitive diagnosis documented, report the site-specific pain code, followed by the G89 code.

Postoperative pain: You'll find options for postsurgical pain in G89.1- *Acute pain, not elsewhere classified* and G89.2- *Chronic pain, not elsewhere classified*. The guidelines make it clear that you should not use those codes for the typical levels of pain that occur right after an operation. You should default to acute pain when acute or chronic is not specified for postoperative pain.

Important: Use the provider's documentation plus Section III- Reporting Additional Diagnoses and Section IV- Diagnostic Coding and Reporting Guidelines for Outpatient Services, to code postoperative pain.

Note that when a specific complication causes the pain, you should report the appropriate complication code and can include G89.18 *Other acute postoperative pain* or G89.28 *Other chronic postprocedural pain*, if applicable. If the patient with the complication presents for control of the related pain, report the G89.- code first.

Chronic pain and chronic pain syndrome: The Official Guidelines do not define a time frame for when to classify pain as chronic, G89.2- *Chronic pain, not elsewhere classified*. Instead use the provider's documentation to make your choice. Similarly, only report G89.0 *Central pain syndrome* and G89.4 *Chronic pain syndrome* when the provider specifically documents the syndrome. See Chapter 5 for more information on pain disorders due to psychological factors.

Neoplasm-related pain: When coding for neoplasm-related pain, you should apply the same basic rules that are listed above. You should report G89.3 *Neoplasm related pain [acute] [chronic]* first when the patient presents for pain control or management. Then add the neoplasm code after that. But when the patient presents for neoplasm treatment, limit the pain code to being an additional diagnosis when documented.

See Chapter 2 for instructions on the sequencing of neoplasms for all other stated reasons for the admission/encounter (except for pain control/pain management). See Chapter 19 for pain due to medical devices.

Chapter 7: Diseases of the Eye and Adnexa (H00-H59)

Guidelines for Assigning Codes From This Chapter

Chapter 7 features diseases of the eye and adnexal structures. The adnexa refers to the adjoining, or accessory, portions of the eye, such as the ocular muscles and eyelids. The eye itself consists of the cornea, anterior chamber, iris, lens, vitreous body, retina, and the optic nerve. Also included in this section are the conjunctiva (which is the membrane that covers the eye and lines the eyelids), and the lacrimal system, or tear ducts.

List of Sections

- H00-H05: Disorders of eyelid, lacrimal system and orbit
- H10-H11: Disorders of conjunctiva
- H15-H22: Disorders of sclera, cornea, iris and ciliary body
- H25-H28: Disorders of lens
- H30-H36: Disorders of choroid and retina
- H40-H42: Glaucoma
- H43-H44: Disorders of vitreous body and globe
- H46-H47: Disorders of optic nerve and visual pathways
- H49-H52: Disorders of ocular muscles, binocular movement, accommodation and refraction
- H53-H54: Visual disturbances and blindness
- H55-H57: Other disorders of eye and adnexa
- H59: Intraoperative and postprocedural complications and disorders of eye and adnexa, not elsewhere classified

Highlights From the ICD-10-CM Official Guidelines for Coding and Reporting

The Official Guidelines for Chapter 7 help you with questions you may face when a patient has glaucoma in both eyes. You'll also find important tips for coding when the stage of the glaucoma changes during a patient's admission and how to tell the difference between the codes for indeterminate and unspecified stages. The information that follows is from the Official Guidelines.

Master Coding for Glaucoma Type and Stage

Glaucoma refers to a group of diseases that damage the optic nerve, leading to vision loss and blindness. You can assign as many codes from category H40 *Glaucoma* as you need to identify the type of glaucoma, the affected eye, and the stage of the disease.

Bilateral, same type/stage: When the patient has glaucoma in both eyes documented as the same type and stage, and there is a code for bilateral glaucoma, report only the one code for the type of glaucoma, bilateral, and select the 7th character for the stage. If the classification does not provide a code for bilateral glaucoma, such as H40.10- *Unspecified open-angle glaucoma*, H40.11- *Primary open-angle glaucoma*, or H40.20- *Unspecified primary angle-closure glaucoma*, report only one code for the type of glaucoma and choose the 7th character to represent the stage.

Bilateral, same type/different stages: When documentation shows the same type of glaucoma in each eye but with different stages, and the classification does not specify laterality, i.e., H40.10-, H40.11-, and H40.20-, you should report one code for the type of glaucoma for each eye with the 7th character for the specific glaucoma stage documented for each eye.

Bilateral, different types/stages: For a patient who has bilateral glaucoma with a different type and a different stage for each eye and the classification specifies laterality, you should report a code for each eye instead of the code for bilateral glaucoma. If the classification does not specify laterality, report one code for each type of glaucoma with the 7th character indicating the stage.

Evolving: If the patient's glaucoma gets worse during the patient's stay, report the code for the highest documented stage.

Indeterminate vs. unspecified: ICD-10-CM offers a 7th character of "4" for "indeterminate stage" and "0" for unspecified," which can be confusing. Use "0" only when the provider doesn't document the stage. Use "4" when the provider documents they can't determine the stage clinically.

Nail Down Visual Impairment Coding When Documentation is Incomplete

If your documentation indicates "blindness" or "low vision of both eyes," but the visual impairment category for the patient is not documented, assign code H54.3 *Unqualified visual loss, both eyes*. If the patient's "blindness" or "low vision" in one eye is documented, use a code from H54.6- *Unqualified visual loss, one eye* whenever the visual impairment category is not documented. If the provider documents "blindness" or "visual loss" but does not state if one or both eyes are affected, report code H54.7 *Unspecified visual loss*.

Chapter 8: Diseases of the Ear and Mastoid Process (H60-H95)

Guidelines for Assigning Codes From This Chapter

Chapter 8 covers the ear, the organ of hearing, and the mastoid process (the bony projection at the base of the temporal bone behind each ear), which serves as the site of attachment for the neck muscles. The ear consists of the external ear, the middle ear, and the inner ear. The tympanic membrane, or ear drum, divides the outer and middle ear. The inner ear is responsible for both hearing and balance.

List of Sections

- H60-H62: Diseases of external ear
- H65-H75: Diseases of middle ear and mastoid
- H80-H83: Diseases of inner ear
- H90-H94: Other disorders of ear
- H95: Intraoperative and postprocedural complications and disorders of ear and mastoid process, not elsewhere classified

Highlights From the ICD-10-CM Official Guidelines for Coding and Reporting

The ICD-10-CM Official Guidelines for Coding and Reporting does not include specific guidelines for Chapter 8, stating that the section is reserved for future expansion.

As with every ICD-10-CM chapter, you should be sure to review and apply the guidelines and instructions included in the Tabular List of the code book assigned to specific codes and code ranges. Below are some key areas to watch:

Learn the Ins and Outs of Otitis Media

Start with the basics: With more than 80 codes for otitis media, zeroing in the right code can be a challenge. For you to code appropriately, look for documentation that indicates the otitis media is:

- Nonsuppurative or suppurative
- Acute, acute recurrent, or chronic
- Tubotympanic or atticoantral, if appropriate
- Left, right, or bilateral

You'll typically choose between categories H65 *Nonsuppurative otitis media* and H66 *Suppurative and unspecified otitis media*. Watch for whether the case is serous, allergic, or another type and whether there is documentation of a spontaneous rupture of the ear drum to aid you in code selection.

Use additional codes: You'll use an additional code, if known, to identify tobacco use and exposure for codes in categories H65 and H66. If the patient has a perforated ear drum, use an additional code from category H72 *Perforation of tympanic membrane* for an associated perforated tympanic membrane.

In diseases classified elsewhere: You also should stay alert for times when you should use category H67 *Otitis media in diseases classified elsewhere*. As usual, you'll code the underlying disease first, but don't miss the Excludes1 note for influenza, measles, scarlet fever, and tuberculosis.

Helpful Hints for Hearing Loss

Conductive: Conductive hearing loss occurs because of a mechanical problem in the outer or middle ear. Sound does not carry or conduct efficiently from the outer ear canal to the eardrum and through the tiny bones (called ossicles) of the middle ear.

Sensorineural: Sensorineural hearing loss originates in the vestibulocochlear nerve, the inner ear, or the central processing centers of the brain. Sensorineural hearing loss can be mild, moderate, or severe, including total deafness.

Follow the documentation: To correctly report a code from category H90 *Conductive and sensorineural hearing loss*, the documentation must designate the hearing loss as conductive, sensorineural, or mixed and whether the hearing loss is in the right ear, left ear, or exists bilaterally.

Don't overlook: You can report unilateral hearing loss with unrestricted hearing in the opposite ear with a code from H90.4- *Sensorineural hearing loss, unilateral with unrestricted hearing on the contralateral side*. Keep an eye on the Excludes1 notes for all of category H90 and for H90.5 *Unspecified sensorineural hearing loss*.

Chapter 9: Diseases of the Circulatory System (I00-I99)

Guidelines for Assigning Codes From This Chapter

Chapter 9 is where you'll find codes related to diseases of the heart, blood vessels, and certain lymph conditions, too. ICD-10-CM includes codes from all over the body in this chapter, from cerebral artery occlusions to hemorrhoids to hypertension.

List of Sections

- I00-I02: Acute rheumatic fever
- I05-I09: Chronic rheumatic heart diseases
- I10-I1A: Hypertensive diseases
- I20-I25: Ischemic heart diseases
- I26-I28: Pulmonary heart disease and diseases of pulmonary circulation
- I30-I5A: Other forms of heart disease
- I60-I69: Cerebrovascular diseases
- I70-I79: Diseases of arteries, arterioles and capillaries
- I80-I89: Diseases of veins, lymphatic vessels and lymph nodes, not elsewhere classified
- I95-I99: Other and unspecified disorders of the circulatory system

Highlights From the ICD-10-CM Official Guidelines for Coding and Reporting

The part of the ICD-10-CM Official Guidelines for Coding and Reporting dedicated to Chapter 9 give you coding rules for hypertension (HTN), atherosclerotic coronary artery disease and angina, cerebrovascular accident (CVA), cerebrovascular disease, and acute myocardial infarction (AMI). The following material summarizes the major pointers for this chapter from the Official Guidelines.

Highlights From the ICD-10-CM Official Guidelines for Coding and Reporting

The part of the ICD-10-CM Official Guidelines for Coding and Reporting dedicated to Chapter 9 give you coding rules for hypertension (HTN), atherosclerotic coronary artery disease and angina, cerebrovascular accident (CVA), cerebrovascular disease, and acute myocardial infarction (AMI). The following material summarizes the major pointers for this chapter from the Official Guidelines.

Hang on to These Hypertension Coding Tips for Accurate Claims

To keep your coding compliant, apply these rules for coding hypertension diagnoses.

Hypertension and heart disease: Unless the documentation clearly indicates that a patient's hypertension and heart disease are *not* related, assume a causal relationship exists and assign codes as described below. The terms hypertension and heart involvement are linked by the word "with" or "in" should be interpreted to mean "associated with" or "due to" in the Alphabetic Index or as an instructional note in the Tabular List. Documentation must link conditions not specifically associated with hypertension by words such as "with," "in," or "due to" in the classification in order to code them as related.

For patients with related hypertension and heart disease, select a code from I11 *Hypertensive heart disease* and then assign a code for one of the following heart conditions:

I50.- *Heart failure*, I51.4 *Myocarditis, unspecified*, I51.89 *Other ill-defined heart diseases*, or I51.9 *Heart disease, unspecified*.

If the heart condition is documented as either I51.1 *Myocardial degeneration*, or I51.7 *Cardiomegaly*, only assign a code from I11. No additional code is required for these two heart conditions.

If the hypertension is documented as unrelated to any of the heart conditions listed above, assign code I10 *Essential (primary) hypertension* or a code from category I15.- *Secondary hypertension* along with the code for the heart failure and/or heart condition.

Assume HTN and CKD are connected. ICD-10-CM also presumes a causal relationship between HTN and chronic kidney disease (CKD).

So, if documentation shows a patient has HTN and a condition that falls under N18 *Chronic kidney disease*, then you should report a code from category I12 *Hypertensive chronic kidney disease*. If there is no indication that HTN and CKD caused one another, ICD-10-CM still makes the assumption that they are causal. It is only when a provider documents that the two are unrelated that you should assign two separate codes. You also should report the relevant N18 category code to indicate the CKD stage. See Chapter 14 of the Official Guidelines for more information on coding chronic kidney disease.

In addition to hypertensive CKD, be on the watch for acute renal failure in the documentation, too, because it merits an additional code when present.

Simplify coding for hypertensive heart and CKD. A single code from category I13 *Hypertensive heart and chronic kidney disease* indicates the patient has both hypertensive heart disease and hypertensive CKD. You again should assume a relationship between the HTN and CKD.

When the patient has hypertensive heart disease and CKD, you should choose a code from I13. You should not report codes from categories I11 *Hypertensive heart disease* and I12 *Hypertensive chronic kidney disease* together.

To fully describe the patient's medical status, pay attention to the ICD-10-CM instructions to report more than the I13.- code. If the patient has heart failure, you should assign an additional code from category I50 *Heart failure* to indicate the type.

You'll also need to add a code from category N18 *Chronic kidney disease* to show the CKD stage.

Note: It may sound obvious, but if a provider states that the CKD is not due to hypertension, you will not code the CDK as hypertensive.

Think two codes for head diagnoses. Not all hypertensive diseases have combination codes that instruct you to keep a separate HTN code off your claim.

When the patient is diagnosed with hypertensive cerebrovascular disease, you should report the appropriate code from I60-I69 *Cerebrovascular diseases* first, and then report the correct hypertension code.

Similarly, for hypertensive retinopathy, guidelines instruct you first to report a code from subcategory H35.0- *Background retinopathy and retinal vascular changes* and then the appropriate HTN code from I10-I15. Sequence the codes based on the reason for the encounter.

I15 applies when there's another cause. In some cases, an underlying condition can be the cause of the patient's HTN. When documentation reveals that situation, the HTN is known as secondary HTN.

To report this patient's diagnoses, you'll need one code to report the underlying condition (etiology) and a code from category I15 *Secondary hypertension* to report the HTN. Your sequencing will depend on the reason for the admission or encounter.

Understand the meaning of uncontrolled. Providers may document HTN using the terms controlled and uncontrolled. Controlled usually means the therapy being used is keeping the patient's HTN under control. Uncontrolled may mean either the HTN is untreated or that the current regimen isn't keeping the HTN under control.

In either case, you should choose the appropriate code from I10-I15 to provide the appropriate hypertension codes.

Resistant hypertension just won't quit. When anti-hypertensive medication does not lower blood pressure, a physician may document resistant hypertension. You will code this by assigning I1A.0 *Resistant hypertension* in addition to the code for the specific type of hypertension documented.

Elevated or transient doesn't equal HTN. If documentation shows only elevated blood pressure, you should not use a code from I10.

Code R03.0 *Elevated blood pressure reading without diagnosis of hypertension* is appropriate when documentation doesn't establish HTN definitively.

If the patient is pregnant, look instead to category O13 *Gestational [pregnancy-induced] hypertension without significant proteinuria* or O14 *Pre-eclampsia* for transient HTN of pregnancy.

Correctly Classify Pulmonary Hypertension. You should use category I27 *Other pulmonary heart diseases* to report pulmonary hypertension. When coding for secondary pulmonary hypertension, use I27.1, or I27.2-. You should also code any other associated conditions or adverse effects of drugs or toxins. Your sequencing will depend on the reason for the encounter except for adverse effects of drugs. See Official Guidelines for Chapter 19.

Get to Know Combination Codes for Atherosclerotic Coronary Artery Disease and Angina

ICD-10-CM offers combination codes for atherosclerotic heart disease with angina pectoris. You will find these combination code in subcategories I25.11- *Atherosclerotic heart disease of native coronary artery with angina pectoris* and I25.7- *Atherosclerosis of coronary artery bypass graft[s] and coronary artery of transplanted heart with angina pectoris.* Don't assign an additional code for angina pectoris when using one of these combination codes.

Assume a causal relationship: When a patient has atherosclerosis and angina pectoris, you can assume the angina is due to the atherosclerosis unless the documentation indicates otherwise.

Sequencing tip: If a patient with coronary artery disease is admitted due to an acute myocardial infarction (AMI), report the AMI first, before the coronary artery disease.

Know the Facts About Intervention-related CVA Options

The Official Guidelines emphasize that documentation must clearly specify the cause-and-effect relationship between a medical procedure and a cerebrovascular accident (CVA) before you can assign a code for intraoperative or postprocedural CVA. To make a proper code assignment, you need to know if the CVA is due to infarction (obstruction of blood supply that leads to tissue death) or hemorrhage (profuse bleeding) and whether it occurred intraoperatively (during the procedure) or postoperatively (after the procedure).

For a patient who suffers a cerebral hemorrhage, code assignment depends on the type of procedure performed.

Master Coding for Sequelae of Cerebrovascular Disease

Codes from I69 *Sequelae of cerebrovascular disease* allow you to code for neurologic deficits that cerebrovascular diseases cause either at onset of the disease or at any time after. Keep in mind that you should use category I69 codes only for sequelae, or late effects, and not for deficits that are part of a current acute CVA.

However, if the patient has an acute CVA and also has late effects from a previous event, you may report the late effect (I69.-) and acute diagnoses (I60-I67) together.

In some cases, a patient may have an event and not suffer from late effects. Codes from I69 would not be appropriate for those patients. Instead use Z86.73 *Personal history of transient ischemic attack [TIA], and cerebral infarction.* See Section I.C.21.c.4 of the Official Guidelines, History (of), for use of personal history codes.

Dominant or nondominant side: Codes from category I69 that specify hemiplegia, hemiparesis, and monoplegia identify whether the dominant or nondominant side is affected. Tabular notes may direct you to choose a particular dominance as the default choice for some codes, when the documentation does not specify one or the other. If a default choice isn't provided, use the following guidelines to make your selection:

- For ambidextrous patients, the default is dominant.
- If the left side is affected, the default is nondominant.
- If the right side is affected, the default is dominant.

Keep the Focus on STEMI vs. NSTEMI for Acute Myocardial Infarction (AMI) Coding

The Official Guidelines for type 1 AMI coding stress that there are separate options for type 1 ST elevation myocardial infarction (STEMI) and type 1 non-STEMI (NSTEMI).

- It might help to explain that "ST" refers to a specific portion of an electrocardiogram (ECG). ST elevated away from the baseline suggests a heart attack is occurring (STEMI). But this elevation won't appear on ECGs for many patients experiencing an MI, so the provider will classify those as NSTEMI.

Use subcategories I21.0-I21.2 and I21.9 for type 1 STEMI. Turn to I21.4 for type 1 NSTEMI and nontransmural MIs.

- Nontransmural means not (non) through (trans) the wall (mural), indicating the heart muscle death due to restricted blood flow does not extend through the full thickness of the myocardial wall segment.

STEMI overrides NSTEMI: One thing you need to watch out for is that if type 1 NSTEMI evolves to STEMI, you should assign the STEMI code. What's more, you also should use a STEMI code when a type 1 STEMI converts to NSTEMI due to thrombolytic therapy. So in both cases, whether NSTEMI becomes STEMI, or STEMI becomes NSTEMI, you should use the appropriate STEMI code.

NSTEMI and site documented: Another area to watch is that you may see documentation of a nontransmural or subendocardial infarction along with a documented site. If an AMI is documented as nontransmural or subendocardial, but the site is provided, it is still coded as a subendocardial AMI. See Section I.C.21.c.3 of the Official Guidelines for information on coding status post administration of tPA in a different facility within the last 24 hours.

Unspecified and other types of MI: Assign I21.9 *Acute myocardial infarction, unspecified,* as the default code for an unspecified acute MI or unspecified type. If the provider doesn't specify the site but does document a type 1 STEMI or transmural MI, you should assign I21.3 *ST elevation (STEMI) myocardial infarction of unspecified site*. ICD-10-CM also provides codes for other types of myocardial infarctions. Code I21.A1 is used when a type 2 myocardial infarction in documented by a provider, while code I21.A9 covers types 3, 4a, 4b, 4c, and 5. See Official Guideline I.C.9.e.5 for details.

Coding for a subsequent acute MI: Assign a code from category I22 *Subsequent ST elevation (STEMI) and non-ST elevation (NSTEMI) myocardial infarction*, for a patient who has suffered an initial type 1 or unspecified AMI and has a new AMI within four weeks. Also assign a code from category I21.

Remember: If the patient's subsequent MI is a different type from the initial MI, assign codes from category I21 to identify each type. Don't use a code from I22.

Hold off on aftercare coding for up to four weeks. You can continue to report from category I21 *ST elevation [STEMI] and non-ST elevation [NSTEMI] myocardial infarction* for all MI-related encounters up to four weeks old. If the patient is still receiving care related to the MI after four weeks, look to aftercare codes and not I21.- codes. For old or healed MIs not requiring further care, you may assign I25.2 *Old myocardial infarction*.

Be on the lookout for this MI distinction. Coronary microvascular dysfunction (CMD) is a condition that impacts the microvasculature of the heart by restricting microvascular flow and increasing microvascular resistance. Code I21.B *Myocardial infarction with coronary microvascular dysfunction,* if a physician documents that the patient has microvascular disease or dysfunction with their myocardial infarction.

The diagnosis may include myocardial infarction with non-obstructive coronary arteries (MINOCA) with microvascular disease as well.

Chapter 10: Diseases of the Respiratory System (J00-J99)

Guidelines for Assigning Codes From This Chapter

The respiratory system includes those organs that help you breathe, and those are the areas you'll find covered in Chapter 10. Many of the diagnoses relate to infections, but you'll also find other breathing-related conditions in this chapter, such as asthma and disorders caused by environmental toxins.

List of Sections

- J00-J06: Acute upper respiratory infections
- J09-J18: Influenza and pneumonia
- J20-J22: Other acute lower respiratory infections
- J30-J39: Other diseases of upper respiratory tract
- J40-J4A: Chronic lower respiratory diseases
- J60-J70: Lung diseases due to external agents
- J80-J84: Other respiratory diseases principally affecting the interstitium
- J85-J86: Suppurative and necrotic conditions of the lower respiratory tract
- J90-J94: Other diseases of the pleura
- J95: Intraoperative and postprocedural complications and disorders of respiratory system, not elsewhere classified
- J96-J99: Other diseases of the respiratory system

Highlights From the ICD-10-CM Official Guidelines for Coding and Reporting

The ICD-10-CM Official Guidelines for Coding and Reporting for Chapter 10 reveal proper coding solutions for four areas: chronic obstructive pulmonary disease (COPD) and asthma, acute respiratory failure, influenza due to certain viruses, and ventilator-associated pneumonia. Guidelines for vaping-related disorders are also included. The information that follows covers the major points from Section I.C.10 of the Official Guidelines.

Focus on the COPD and Asthma Coding Fundamentals

Proper code selection in categories J44 *Other chronic obstructive pulmonary diseases* and J45 *Asthma* requires you to distinguish between uncomplicated cases and those in acute exacerbation. An acute exacerbation is a worsening or a decompensation of a chronic condition. Although an exacerbation can be triggered by an infection, avoid assuming that a respiratory infection in a patient with chronic lung disease is equivalent to an acute exacerbation.

Determine Proper Place for Acute Respiratory Failure

Primary: The guidelines allow you to report codes J96.0- *Acute respiratory failure* or J96.2- *Acute and chronic respiratory failure* as a principal diagnosis, but they do stress the need to confirm it was the chief reason for the admission. Also, if other guidelines have related sequencing instructions, you should follow those before choosing acute respiratory failure as the principal diagnosis.

Secondary: Acute respiratory failure also can be a secondary diagnosis. You'd choose this sequencing when the diagnosis either wasn't present on admission or the diagnosis otherwise doesn't qualify as the principal diagnosis.

More sequencing rules: A patient may have more than one acute condition present on admission. To choose the principal diagnosis, you need to know which diagnosis is chiefly responsible for the admission and whether any ICD-10-CM sequencing rules affect those diagnoses. If multiple conditions share the same level of responsibility for admission, then inpatient facilities should follow the rules in Section II.C of the Official Guidelines, which state you may sequence any of the diagnoses first.

Inpatient Coders Need to Check This Influenza Rule

The guidelines for influenza hold an important exception for facility coders. The guidelines state that you should report only confirmed cases of influenza due to certain identified influenza virus from categories J09 *Influenza due to certain identified influenza viruses* and J10 *Influenza due to other identified influenza virus*. This is an exception to hospital inpatient guideline Section II.H *Uncertain Diagnosis*. Facilities should be sure to mark this exception with a reminder that even inpatient coders should report only confirmed cases using the specific influenza diagnoses listed above.

Note that "confirmed" simply means the provider must document that the patient has one of the listed types of influenza. You don't have to have a positive lab test to report the code.

What if it's not confirmed? For cases of these influenza diagnoses that are not confirmed, you should choose a code from J11 *Influenza due to unidentified virus*. Terms you may see related to unconfirmed diagnoses include suspected, possible, and probable.

Take the Guesswork out of Ventilator-associated Pneumonia

Ventilator-associated pneumonia, or VAP, is a life-threatening lung infection that affects patients who are already critically ill. As with all procedural or postprocedural complications, code assignment is based on the provider's documentation of the relationship between the condition and the procedure.

Let the provider connect the dots. Don't assume that a patient on a mechanical ventilator who develops pneumonia has ventilator-associated pneumonia. You should report J95.851 *Ventilator-associated pneumonia* only when the provider documents this specific condition. If the documentation is unclear as to whether the patient has a pneumonia that is a complication attributable to the mechanical ventilator, query the provider.

You won't need an additional code from categories J12-J18 to identify the type of pneumonia, but remember to report an additional code to identify the organism, e.g., B96.5 *Pseudomonas (aeruginosa) (mallei)(pseudomallei) as the cause of diseases classified elsewhere*.

VAP after admission: A patient with another type of pneumonia, such as J13 *Pneumonia due to Streptococcus pneumoniae*, may develop VAP after admission. You should assign the appropriate code from categories J12-J18 for the pneumonia diagnosed at the time of admission as the principal diagnosis. When VAP is documented, assign it as an additional diagnosis.

Hit This Code for Vaping-Related Disorders

When a patient has a condition(s) (including a lung injury) that is due to vaping, assign code U07.0 *Vaping-related disorder* as the principal diagnosis. Other manifestations such as acute respiratory failure can be coded as well.

Note: Respiratory signs and symptoms like coughing and/or shortness of breath should not be coded separately with a definitive diagnosis.

Chapter 11: Diseases of the Digestive System (K00-K95)

Guidelines for Assigning Codes From This Chapter

The first six sections of Chapter 11 codes cover mostly the digestive system from beginning to end, starting with the mouth and jaws and continuing to the intestines. The next section for digestive system diseases covers abdominal structures (peritoneum and retroperitoneum), the next two sections relate to diseases involving the organs, including many liver, gallbladder, biliary tract, and pancreas disorders. The final section identifies other diseases that do not fit into the first nine sections.

List of Sections

- K00-K14: Diseases of oral cavity and salivary glands
- K20-K31: Diseases of esophagus, stomach and duodenum
- K35-K38: Diseases of appendix
- K40-K46: Hernia
- K50-K52: Noninfective enteritis and colitis
- K55-K64: Other diseases of intestines
- K65-K68: Diseases of peritoneum and retroperitoneum
- K70-K77: Diseases of liver
- K80-K87: Disorders of gallbladder, biliary tract and pancreas
- K90-K95: Other diseases of the digestive system

Highlights From the ICD-10-CM Official Guidelines for Coding and Reporting

The ICD-10-CM Official Guidelines for Coding and Reporting do not include specific guidelines for Chapter 11, stating that the section is reserved for future expansion.

Still, as with every ICD-10-CM chapter, you should be sure to review and apply the guidelines and instructions included in the Tabular List of the code book assigned to specific codes and code ranges. Below are some key areas to watch:

- **Ulcers:** When reporting esophageal (K22.1-), gastric (K25.-), duodenal (K26.-), and peptic (K27.-) ulcers, keep an eye out for an instruction specific to drug-induced ulcers. When the medical record shows a drug caused the ulcer, you should report a code from the T36-T50 range with fifth or sixth character of 5 to identify the drug. In addition, if the ulcer is caused by a corrosive substance, there is a code first note that instructs you to code for the chemical involved in a chemical-caused ulcer (T51-T65), if known.
- **Bariatric complications:** Two of the codes in category K95 *Complications of bariatric procedures* include an instruction to report an additional code to identify the specific infection if the complication is a result of infection. In other words, you should report more than just the existence of a complication. When reporting K95.01 *Infection due to gastric band procedure* and K95.81 *Infection due to other bariatric procedure*, you should check the documentation for the specific infective agent and report that code as well.
- **Diaphragmatic hernia:** The Excludes 1 note with category K44 *Diaphragmatic hernia* states that you should not use it for a congenital diaphragmatic hernia or a congenital hiatal hernia. Instead you should use Q79.0 *Congenital diaphragmatic hernia*. Similarly, although K44 includes hiatal hernias, you should use Q40.1 *Congenital hiatus hernia* for congenital hiatal hernias.
    - This Excludes 1 note serves as a reminder that ICD-10-CM often uses separate codes for acquired and congenital disorders. The definition of the acquired condition code may not specify "acquired," making it difficult to know whether the code only applies to an acquired condition. When coding a congenital condition, keep the likelihood of a distinct code in mind as you check the index and tabular list for the proper code.
- **Portal hypertension:** When documentation shows a complication related to portal hypertension, an instruction with K76.6 *Portal hypertension* states that you should report the complication as an additional diagnosis. The example ICD-10-CM gives is K31.89 *Other diseases of stomach and duodenum*, but this is not the only possibility. You should choose your codes based on the documentation for the specific case you're coding.

Chapter 12: Diseases of the Skin and Subcutaneous Tissue (L00-L99)

Guidelines for Assigning Codes From This Chapter

For a diagnosis involving the skin or the fatty subcutaneous tissue just under the skin, you'll likely find your code in Chapter 12. Cellulitis, dermatitis, psoriasis, corns, and hives are just some of the diagnoses you'll find here. You may be surprised to learn that this chapter also includes codes for diseases of the nails and hair.

But remember to always start your diagnosis code search in the Index. The codes for skin cancers such as melanoma and basal cell carcinoma are not in Chapter 12, and the Index will help you find the proper code.

List of Sections

- L00-L08: Infections of the skin and subcutaneous tissue
- L10-L14: Bullous disorders
- L20-L30: Dermatitis and eczema
- L40-L45: Papulosquamous disorders
- L49-L54: Urticaria and erythema
- L55-L59: Radiation-related disorders of the skin and subcutaneous tissue
- L60-L75: Disorders of skin appendages
- L76: Intraoperative and postprocedural complications of skin and subcutaneous tissue
- L80-L99: Other disorders of the skin and subcutaneous tissue

Highlights From the ICD-10-CM Official Guidelines for Coding and Reporting

The ICD-10-CM Official Guidelines for Coding and Reporting for Chapter 12 focus on coding for pressure ulcers (L89). The information below is from Section I.C.12 of the Official Guidelines.

Take note: ICD-10-CM codes for pressure ulcers are combination codes that specify both the site and the stage in a single code. If the patient has more than one pressure ulcer, you would assign as many codes as needed to identify all the involved sites.

Clinicians other than the patient's provider can document, too: You can utilize documentation from clinicians other than the patient's provider for the depth of non-pressure chronic ulcers and the depth of the pressure ulcer stage, but the provider must document any associated diagnosis.

Stages: There are four stages (1-4) used to identify the degree of severity of pressure ulcers. There are also codes for unstageable and unspecified. Choose the correct stage based on the clinical documentation. Go to "Ulcer, pressure" in the Alphabetic Index for key terms that you can look for in the documentation to determine the correct stage. If the ulcer stage has not been documented or the ulcer is not described well, query the provider. There is no code that can be assigned for a pressure ulcer documented as healed.

Pressure-induced deep tissue damage:

You now have the ability to code pressure-induced deep tissue damage and/or deep tissue pressure injuries. Use codes from the L89 category with a sixth character "6" to properly code these diagnoses (L89.--6).

See Section I.B.14 of the Official Guidelines, for pressure ulcer stage documentation by clinicians other than the patient's provider.

Separate Unstageable From Unspecified Stage

Do not confuse an unstageable pressure ulcer (L89.--0) with an unspecified stage pressure ulcer (L89.--9). Sometimes, a provider cannot determine the stage of a pressure ulcer because a skin or muscle graft has been applied over the ulcer, the ulcer is covered with eschar (scabbing), or the ulcer is documented as a deep tissue injury but without documentation of trauma. You must analyze the documentation to see if any of these situations apply before assigning L89.--0. Use unspecified (L89.--9) only when the documentation fails to identify the stage.

If during an encounter the provider performs debridement, and identifies the stage of the pressure ulcer, please assign the specific code for the stage identified subsequent to the debridement of the pressure ulcer.

Don't Confuse Healed With Healing

When the documentation for the patient's admission records a healed ulcer, you should not include a code for the ulcer. However, when the record mentions a healing ulcer, you should report the site and the ulcer stage documented. If the record fails to provide enough information to determine the stage of a healing pressure ulcer, report the code for an unspecified stage for that site. If the record does not make it clear whether the pressure ulcer is new or healing, you should ask the provider to clarify.

Report Two Codes for Progressing Ulcer

Finally, the guidelines offer instructions on what to do when a patient has a pressure ulcer that is one stage at admission (to an inpatient hospital), but evolves to a higher stage during the stay. You should report two separate codes. One for the site and stage of the ulcer upon admission and a second code for the same ulcer site and the highest stage reported during the patient's stay.

Handling Non-Pressure Chronic Ulcers

- **Healed NP ulcer:** You do not need to code a non-pressure ulcer for a patient that is admitted and the documentation indicates the ulcer is completely healed. But if a patient is admitted with non-pressure ulcers documented as *healing*, code that visit with the appropriate non-pressure ulcer code based on the documentation found in the medical record. If the documentation does not provide information about the severity of the healing non-pressure ulcer, assign the appropriate code for unspecified severity.
- **Unclear documentation:** Query the provider if the documentation you find is unclear, if the patient has a current (new) non-pressure ulcer, or if the patient is being treated for a healing non-pressure ulcer.
- **Healed by discharge:** If the ulcers were present on admission, but healed by the time the patient is discharged, assign the code for the site and severity of the non-pressure ulcer at the time of admission.
- **Progressing severity:** If a patient is admitted with a non-pressure ulcer that progresses to another higher severity level during the admission, you need to assign two separate codes. Assign a code for the site and severity level of the ulcer at admission and assign a second code for that same ulcer site for the highest severity level reported during the stay.

See Section I.B.14 of the Official Guidelines, for documentation of depth of non-pressure chronic ulcers by clinicians other than the patient's provider.

Chapter 13: Diseases of the Musculoskeletal System and Connective Tissue (M00-M99)

Guidelines for Assigning Codes From This Chapter

When you need to report a joint or spine disorder, a musculoskeletal deformity, or a pathologic fracture, you're likely to find your code in Chapter 13.

List of Sections

- M00-M02: Infectious arthropathies
- M04: Autoinflammatory syndromes
- M05-M14: Inflammatory polyarthropathies
- M15-M19: Osteoarthritis
- M20-M25: Other joint disorders
- M26-M27: Dentofacial anomalies [including malocclusion] and other disorders of jaw
- M30-M36: Systemic connective tissue disorders
- M40-M43: Deforming dorsopathies
- M45-M49: Spondylopathies
- M50-M54: Other dorsopathies
- M60-M63: Disorders of muscles
- M65-M67: Disorders of synovium and tendon
- M70-M79: Other soft tissue disorders
- M80-M85: Disorders of bone density and structure
- M86-M90: Other osteopathies
- M91-M94: Chondropathies
- M95: Other disorders of the musculoskeletal system and connective tissue
- M96: Intraoperative and postprocedural complications and disorders of musculoskeletal system, not elsewhere classified
- M97: Periprosthetic fracture around internal prosthetic joint
- M99: Biomechanical lesions, not elsewhere classified

Highlights From the ICD-10-CM Official Guidelines for Coding and Reporting

For Chapter 13, the ICD-10-CM Official Guidelines for Coding and Reporting concentrate on proper coding of site and laterality, acute traumatic versus chronic or recurrent musculoskeletal conditions, coding of pathologic fractures, and osteoporosis. The information below is from Section I.C.13 of the Official Guidelines.

Specificity is Key

- Select the code that designates the specific bone, joint or muscle involved and the side of the body.
- If multiple sites are involved, assign codes for each site. When specified sites are not documented, assign a code for "multiple sites."
- Code the bone, not the joint, if a condition such as avascular necrosis or osteoporosis affects the end of the bone and includes the joint.

Acute Traumatic vs. Chronic or Recurrent

Before choosing between acute traumatic and chronic or recurrent codes, remember that a condition can be the result of previous injury or trauma or a recurrent condition. You'll find bone, joint, or muscle conditions that are the result of a healed injury in Chapter 13 as well as recurrent conditions. Remember to code acute injuries from Chapter 19.

Use the 7th Character for Pathologic Fractures

A pathologic fracture is a break in a weakened bone caused by disease, such as a tumor, rather than trauma or stress. Coding varies based on the stage of the treatment.

Active treatment: To report a pathologic fracture receiving active treatment, you use a code from Chapter 13 range M84.4- to M84.6- *Pathological fracture…* ending in 7th character A. Examples of active treatment are surgical treatment, emergency department encounter, evaluation, and continuing treatment by the same or a different physician. Remember that it doesn't matter whether or not the provider is seeing the patient for the first time.

Aftercare: Select a code with 7th character D for encounters after the patient has completed active treatment for the fracture and is receiving routine care for the fracture during the healing or recovery phase. You'll find other 7th character options listed under each subcategory in the Tabular List to identify subsequent encounters for treatment of problems associated with healing, such as malunions, nonunions, and sequelae.

If complications arise after surgical treatment, use the appropriate complication codes.

Note: See Chapter 19 for coding of traumatic fractures.

Bone up on Osteoporosis Coding

Osteoporosis is a systemic condition, affecting the whole body, so you won't find site codes in category M81 *Osteoporosis without current pathological fracture*. If an osteoporosis patient sustains a fracture, choose a code from M80 *Osteoporosis with current pathological fracture* to identify the site of the fracture, not the osteoporosis.

Without current fracture: Use category M81 for patients without a current fracture, even if they have had a fracture due to osteoporosis in the past. For those patients, assign status code Z87.310 *Personal history of [healed] osteoporosis fracture* after category M81.

With current fracture: Select a code from category M80 based on fracture site. Never use a traumatic fracture code for a patient with known osteoporosis.

Multisystem Inflammatory Syndrome

The Official Guidelines mention multisystem inflammatory syndrome, and COVID-19 infections. See section I.C.1.g.1.l for further information.

Chapter 14: Diseases of the Genitourinary System (N00-N99)

Guidelines for Assigning Codes From This Chapter

The genitourinary system, which Chapter 14 covers, includes both the reproductive organs and the urinary organs. You'll find codes related to the kidneys and urinary tract; the male genital organs, including the prostate and infertility issues; the breasts; female pelvic organs; and the female genital tract, including diagnoses such as endometriosis and menopause.

List of Sections

- N00-N08: Glomerular diseases
- N10-N16: Renal tubulo-interstitial diseases
- N17-N19: Acute kidney failure and chronic kidney disease
- N20-N23: Urolithiasis
- N25-N29: Other disorders of kidney and ureter
- N30-N39: Other diseases of the urinary system
- N40-N53: Diseases of male genital organs
- N60-N65: Disorders of breast
- N70-N77: Inflammatory diseases of female pelvic organs
- N80-N98: Noninflammatory disorders of female genital tract
- N99: Intraoperative and postprocedural complications and disorders of genitourinary system, not elsewhere classified

Highlights From the ICD-10-CM Official Guidelines for Coding and Reporting

Although there are a variety of diagnoses in Chapter 14, the ICD-10-CM Official Guidelines for Coding and Reporting focus on proper coding of chronic kidney disease. The information below is from Section I.C.14 of the Official Guidelines.

Capture All the Information for Chronic Kidney Disease Coding

An important element of coding chronic kidney disease (CKD) is reporting the stage, from 1-5. For instance, you report stage 1 using N18.1 *Chronic kidney disease, stage 1* and stage 2 using N18.2 *Chronic kidney disease, stage 2 [mild]*. Stage 3 (N18.3-) is considered moderate and stage 4 (N18.4) severe.

There's also a distinct code for end stage renal disease (ESRD), N18.6 *End stage renal disease*. When documentation shows both a stage and ESRD, you should report only ESRD code N18.6 and not the code for the stage.

Transplant: When a patient who has had a kidney transplant has CKD, you should report the appropriate code for the CKD stage and Z94.0 *Kidney transplant status*. Note that CKD following kidney transplant does not qualify as a complication, so you should not code it as such. When the documentation isn't clear about whether or not the CKD is a complication, ask the provider for clarification. See Section I.C.19.g.3 of the Official Guidelines for codes for transplant failure or rejection.

Other conditions: When the patient has another condition in addition to CKD, such as diabetes mellitus (Chapter 4) or hypertension (Chapter 9), be sure to review each condition's code for rules on proper sequencing and reporting.

Check Chapter 1 for Urosepsis Rule

You won't find every relevant guideline for Chapter 14 in the Chapter 14 section of the Official Guidelines. You'll find one important example in the Chapter 1 guidelines for Infectious and Parasitic Diseases.

In Section I.C.1.d, you'll find a note explaining that the term urosepsis has no clinical meaning, and it has no default code in the Alphabetic Index. If a provider documents urosepsis, you must ask for clarification. If they identify a urinary tract infection, you would select the code based on the location of the infection. You should also report a code for the infecting organism if known.

Chapter 15: Pregnancy, Childbirth and the Puerperium (O00-O9A)

Guidelines for Assigning Codes From This Chapter

As Chapter 15's name indicates, you'll find codes here for diagnoses related to pregnancy, childbirth, and the puerperium (the weeks immediately after the birth). This chapter primarily includes codes for complications, but it also includes codes for normal delivery.

List of Sections

- O00-O08: Pregnancy with abortive outcome
- O09: Supervision of high risk pregnancy
- O10-O16: Edema, proteinuria and hypertensive disorders in pregnancy, childbirth and the puerperium
- O20-O29: Other maternal disorders predominantly related to pregnancy
- O30-O48: Maternal care related to the fetus and amniotic cavity and possible delivery problems
- O60-O77: Complications of labor and delivery
- O80-O82: Encounter for delivery
- O85-O92: Complications predominantly related to the puerperium
- O94-O9A: Other obstetric conditions, not elsewhere classified

Highlights From the ICD-10-CM Official Guidelines for Coding and Reporting

The Official Guidelines for Chapter 15 cover a variety of topics, including when to look outside the chapter for the proper codes. One important rule for this chapter is that generally these codes trump codes in sequencing priority from other chapters. Also important is that these codes belong on claims for the mother, not for the newborn. You can read the complete guidelines for this chapter in Section I.C.15 of the Official Guidelines. Guidelines are also included that address COVID-19 in pregnancy, childbirth, and the puerperium.

Keep in Mind That Z Codes May Apply Instead

Note that when a patient presents for an encounter and the pregnancy is incidental, meaning that the reason for the encounter is not the pregnancy, you should report Z33.1 *Pregnant state, incidental*, instead of a code from Chapter 15. The provider's documentation should clearly state that the reason for the visit is not the pregnancy.

Also, if a patient presents for routine prenatal visits and no codes from Chapter 15 apply because there are no pregnancy complications, you should assign Z codes such as, Z34.0- *Encounter for supervision of normal first pregnancy*, Z34.8- *Encounter for supervision of other normal pregnancy*, or Z34.9- *Encounter for supervision of normal pregnancy, unspecified* as the diagnosis. To clarify, do not use these codes with codes from Chapter 15.

Code High-Risk Supervision as Primary Diagnosis

Assign a code from category O09 *Supervision of high-risk pregnancy* as the first-listed diagnosis. Other Chapter 15 codes may also be reported when appropriate.

Identify the Trimester With a Final Character

Most of the codes in Chapter 15 require a final character to indicate which trimester the complication occurs in. Here are the time frames for each trimester:

- First trimester: less than 14 weeks, 0 days
- Second trimester: 14 weeks, 0 days through 27 weeks and 6 days
- Third trimester: 28 weeks through delivery

Certain conditions always occurs in a specific trimester, and sometimes, the trimester of pregnancy is simply not applicable to the condition. Some conditions may occur in more than one trimester but not in every trimester. You must check the documentation and the index to determine whether a final character is needed for certain codes. The final character is based on the trimester at the time of admission or encounter, whether the condition is pre-existing or occurred during the pregnancy.

In childbirth option: Whenever you have a code with an "in childbirth" option, use that code if a complication occurs during delivery. If the classification does not specify a code with the "in childbirth" option, you may assign a code identifying the current trimester.

Unspecified trimester: Although a final character exists for an unspecified trimester, you should not assign that code unless the record fails to document the trimester and it is impossible to get the record clarified.

Overlapping trimesters: Assign the final character based on which trimester the patient was in at the time of admission/encounter for the complication, even if the complication developed prior to admission or is a pre-existing condition. Do not assign the character for the trimester at the time of discharge.

Which Week to Code?

A pregnant patient must complete a full week of gestation in order for it to be coded as such. For example, if a provider documents 15 weeks and 6 days of gestation, code 15 weeks. In other words, this patient is in their 16th week of pregnancy, but it must be documented as 15 weeks since they have not completed the full 16th week as of yet.

Identify Fetus with 7th Character in Multiple Gestation Complications

Certain categories of complication diagnoses codes (O31-, O32-, O33.3-O33.6, O35-, O36-, O40-, O41-, O60.1-, O60.2-, O64-, and O69-) require that you assign a 7th character to identify the fetus affected. Use a 0 as the 7th character for:

- Single gestations.
- Insufficient documentation to determine the affected fetus and clarification is not possible.
- When the affected fetus cannot be clinically determined.

If the pregnancy is a multiple-gestation pregnancy, fetuses one through five are identified with corresponding 7th characters of 1-5. A 7th character of 9 identifies "other."

Delivery May Affect Complication Coding

No delivery: For an encounter where delivery doesn't happen, choose the complication that led to the encounter as the principal diagnosis. If there's more than one complication, you may report any one of them first.

Delivery: When reporting the delivery encounter, your principal diagnosis needs to represent the "main circumstances or complication of the delivery" if the delivery is complicated. If the patient has a cesarean section (C-section), choose the code responsible for admission as the principal code, even if it's unrelated to the condition that led to the C-section. Also be sure to include a code for outcome of the delivery (Z37.-) in the maternal record.

Focus on Maternal Impact of Fetal Conditions

Heed the code descriptors before you use codes from categories O35 *Maternal care for known or suspected fetal abnormality and damage* or O36 *Maternal care for other fetal problems*. As the definitions specify, those codes are appropriate only when the condition is one "affecting the management of the mother," such as a condition that leads to additional tests or performing in utero surgery. The mere existence of the fetal condition is insufficient reason to assign one of these codes if it doesn't affect the mother's care.

In utero surgery. In utero surgery on a fetus should be reported as an obstetric encounter. A diagnosis code from category O35 to identify the fetal condition is appropriate along with the appropriate procedure code. Keep in mind that you should never use the codes in Chapter 16 on the mother's record.

Remember Sequencing for Pregnant Patients With HIV or Diabetes

HIV: Choose O98.7- *Human immunodeficiency [HIV] disease complicating pregnancy, childbirth and the puerperium* as the principal diagnosis for a patient who is admitted because of an HIV-related illness and who is pregnant or recently gave birth. Then, depending on the patient's HIV status, add B20 *Human immunodeficiency virus [HIV] disease* — which includes AIDS, AIDS-related complex, and symptomatic HIV infection — or Z21 *Asymptomatic human immunodeficiency virus [HIV] infection status*, which includes HIV positive, NOS.

Diabetes: Code first one of the codes from the category O24 *Diabetes mellitus in pregnancy, childbirth, and the puerperium*, if known. Then, add an appropriate diabetes code from Chapter 4 code(s) (E08-E13).

For pre-existing diabetes mellitus in pregnancy, you have two codes to choose from O24.01- (type 1) and O24.11- (type 2). Add an additional character 1-3 for the first through third trimesters and 9 for unspecified trimester. You have other codes in this same category for diabetes mellitus in childbirth and puerperium.

For gestational diabetes in pregnancy, choose from the subcategory O24.41-, adding additional characters for diet controlled (0), insulin controlled (4), and unspecified control (9). This category does not specify the trimester. Do not use any other code from category O24 when you report this code. Since gestational diabetes is a temporary condition, insulin use is built into these codes and Z79.4 should not be coded with them.

If the patient is receiving medication to control the pre-existing diabetes, you should also add Z79.4 *Long-term [current] use of insulin*, Z79.84 *Long-term [current] use of oral hypoglycemic drugs*, and/or Z79.85 *Long-term [current] use of injectable non-insulin antidiabetic drugs* as documented by the provider.

If the patient is diagnosed with abnormal glucose tolerance but not diabetes mellitus, you should assign a code from subcategory O99.81- *Abnormal glucose complicating pregnancy, childbirth, and the puerperium.*

Don't Overlook Other Complications

Sepsis and septic shock: If you assign a code from Chapter 15 for a complication of sepsis during pregnancy, delivery, abortion, or the puerperium, assign an additional code to identify the specific type of infective agent, if known. In addition, look to the subcategory R65.2- *Severe sepsis* if severe sepsis is present, with additional code(s) to identify affected organs, if appropriate.

For example, if you assign code O85 *Puerperal sepsis* caused by a bacteria, you would add a code from categories B95-B96 *Bacterial infections in conditions classified elsewhere* to identify the cause of the infection. Do not use codes from category A40 *Streptococcal sepsis* or A41 *Other sepsis* when you assign O85 for puerperal sepsis. If applicable, add code R65.2- *Severe sepsis* and add a code for any associated acute organ dysfunction.

Note: Do not code O85 for sepsis following an obstetrical procedure. See the ICD-10-CM Official Guidelines section I.C.1.d.5.b.

Alcohol: Assign a code from subcategory O99.31- *Alcohol use complicating pregnancy, childbirth, and the puerperium* when a pregnant patient uses alcohol during the pregnancy or postpartum period. Classify manifestations of alcohol use with an additional code from category F10 *Alcohol-related disorders.*

Tobacco: When a pregnant patient uses any tobacco product during pregnancy or the postpartum period, report it with codes in subcategory O99.33- *Tobacco use disorder complicating pregnancy, childbirth, and the puerperium* along with a code from category F17 *Nicotine dependence* to identify the type of nicotine dependence.

Drugs: You should assign codes from subcategory O99.32-, *Drug use complicating pregnancy, childbirth, and the puerperium*, when a patient uses drugs during the pregnancy or postpartum. These codes cover illegal drug use, or the inappropriate use or abuse of prescription drugs. Assign secondary code(s) from categories F11-F16 and F18-F19 to identify manifestations of the drug use.

Other adverse events and effects: If a pregnant patient suffers a complication due to poisoning, toxicity from a drug or other substance, underdosing of a drug, or other adverse effect, choose a code from subcategory O9A.2- *Injury, poisoning and certain other consequences of external causes complicating pregnancy, childbirth, and the puerperium* as a primary diagnosis. Follow it with additional code(s) that specify the cause of the complication. See Chapter 19, Adverse effects, poisoning, underdosing, and toxic effects.

COVID-19 and pregnancy: If during pregnancy, childbirth, or the puerperium a patients presents with COVID-19 as the reason for the encounter, assign code O98.5- *Other viral diseases complicating pregnancy, childbirth and the puerperium* as the principal diagnosis and then add U07.1 *COVID-19* and any COVID-related manifestations as secondary codes.

If a COVID-19 infection is discovered when the patient is present for an unrelated admission/encounter, code the reason for visit along with codes O98.5- and U07.1.

Factor Complication's Time Frame Into Coding Choice

Resolved before delivery: Although you shouldn't report O80 *Normal delivery* when a complication code from Chapter 15 applies, you may report O80 if the patient had a previous complication that resolved by the time of the delivery admission. You can report diagnosis codes from other chapters if they are not complicating the pregnancy or delivery.

Remember to assign Z37.0 *Single live birth* for the outcome of delivery with O80; no other outcome of delivery code is acceptable with O80.

Complications after delivery: The Official Guidelines define postpartum as the 6 weeks after delivery. But you may report Chapter 15 codes even after this time if the provider documents the condition is pregnancy-related. Peripartum is the last month of pregnancy and five months after delivery. Chapter 15 codes can even be assigned after the peripartum period provided the documentation supports a pregnancy-related complication, such as pregnancy-associated cardiomyopathy.

Pregnancy-associated cardiomyopathy: When a patient who does not have pre-existing heart disease develops cardiomyopathy as a result of their pregnancy, assign code O90.3 *Peripartum cardiomyopathy*. Although it may be diagnosed in the third trimester, pregnancy-related cardiomyopathy can continue for months after delivery — therefore, the diagnosis *peripartum cardiomyopathy*. You can only use this code, however, for a pregnant patient without pre-existing heart disease.

Sequelae of pregnancy-related complications: If a patient develops a condition resulting from a complication (a sequela) and requires care or treatment after the complication has resolved, code the condition (sequela) first and then code O94 *Sequelae of complication of pregnancy, childbirth, and the puerperium*.

Note: This code can be used any time after the initial six-week postpartum period.

Don't Get Thrown by Delivery Outside Hospital

When a patient presents for routine care after delivering outside of the hospital, report Z39.0 *Encounter for care and examination of mother immediately after delivery*. If the patient presents with complications after delivering outside the hospital, choose codes based on those complications. You can use this code any time after the postpartum period.

Watch Definitions and Circumstances for Accurate Abortion Coding

Definitions: Abortion simply means premature termination of pregnancy. You may be familiar with the term miscarriage, which in medical language is a spontaneous abortion. An induced abortion is an elective termination of pregnancy, regardless of the reason. You may see the words *incomplete abortion* referring to retained products of conception (fetus and/or placenta), following either a spontaneous or elective abortion.

Fetus liveborn: When the fetus is liveborn during an attempted pregnancy termination, you should report Z33.2 *Encounter for elective termination of pregnancy* and a code from category Z37 *Outcome of delivery*.

Post-abortion retained products of conception: If a patient retains tissue from the placenta or fetus after an elective termination of pregnancy, you would assign a O07.4 *Failed attempted termination of pregnancy without complication* and Z33.2 *Encounter for elective termination of pregnancy*. If the retained products followed a spontaneous abortion without complications, assign code O03.4 *Incomplete spontaneous, abortion without complication*. These codes can be appropriate even when the patient had a discharge diagnosis of complete abortion. However, if in addition to retained products of conception, the patient has a specific complication associated with the spontaneous abortion or elective termination of pregnancy, you will assign the appropriate complication code (i.e., O03.-, O04.-, O07.-) instead of code O03.4 *Incomplete spontaneous abortion without complication* or O07.4 *Failed attempted termination of pregnancy without complication*.

Complications: Other codes from Chapter 15 that identify documented complications of the pregnancy can be used in combination with codes from categories O04- *Complications following (induced) termination of pregnancy*, O07- *Failed attempted termination of pregnancy*, and O08- *Complications following ectopic and molar pregnancy*.

Hemorrhage: If hemorrhaging occurs after an elective abortion, do not code this as a postpartum hemorrhage, instead use code O04.6 *Delayed or excessive hemorrhage following [induced] termination of pregnancy.* Since this is a post event do not include the code Z33.2 *Encounter for elective termination of pregnancy*. Do not be misled into coding O72.1 *Other immediate postpartum hemorrhage*, as this code is not meant for post abortion conditions.

Don't Overlook Codes for Abuse in a Pregnant Patient

Sequence codes for suspected or confirmed abuse first before assigning appropriate codes to report the specific injury or sexual abuse, or codes to identify the abuser. Subcategories to report abuse include:

- O9A.3- *Physical abuse complicating pregnancy, childbirth, and the puerperium*
- O9A.4- *Sexual abuse complicating pregnancy, childbirth, and the puerperium*
- O9A.5- *Psychological abuse complicating pregnancy, childbirth, and the puerperium*

See Chapter 19, Adult and child abuse, neglect and other maltreatment, for additional codes.

Note: For COVID-19 infections in newborns, see Chapter 16.

Chapter 16: Certain Conditions Originating in the Perinatal Period (P00-P96)

Guidelines for Assigning Codes From This Chapter

Chapter 16's title refers to the perinatal period, which includes the period before birth as well as 28 days after birth. But the key to properly applying these codes is understanding that you never use them on the maternal record. Use these codes for the specific patient (whether an infant or older) who has a condition with origins just before the patient was born or within the first four weeks of life.

List of Sections

- P00-P04: Newborn affected by maternal factors and by complications of pregnancy, labor, and delivery
- P05-P08: Disorders of newborn related to length of gestation and fetal growth
- P09: Abnormal findings on neonatal screening
- P10-P15: Birth trauma
- P19-P29: Respiratory and cardiovascular disorders specific to the perinatal period
- P35-P39: Infections specific to the perinatal period
- P50-P61: Hemorrhagic and hematological disorders of newborn
- P70-P74: Transitory endocrine and metabolic disorders specific to newborn
- P76-P78: Digestive system disorders of newborn
- P80-P83: Conditions involving the integument and temperature regulation of newborn
- P84: Other problems with newborn
- P90-P96: Other disorders originating in the perinatal period

Highlights From the ICD-10-CM Official Guidelines for Coding and Reporting

The Chapter 16 ICD-10-CM Official Guidelines for Coding and Reporting help you with assigning codes for conditions arising before birth and in the 28 days after. Guidelines are also included that cover COVID-19 infections in newborns. The information below is from Section I.C.16 of the Official Guidelines.

Factor In These 6 General Rules

The guidelines start with general rules for Chapter 16 coding:

1. You should never use Chapter 16 codes or codes from category Z38 *Liveborn infants according to place of birth and type of delivery* on the maternal record nor should you use Chapter 15 codes on a newborn record.
2. Code P95 *Stillbirth* is used only in facilities that record stillbirths separately. Do not use any other code with P95, and do not include it on the mother's record.
3. If a condition present at birth continues throughout the patient's life, Chapter 16 codes still apply.
4. On a newborn record, the delivering hospital reports the appropriate liveborn code from category Z38 *Liveborn infants according to place of birth and type of delivery*. Then the hospital reports the appropriate Chapter 16 code followed by any relevant codes from other chapters that provide more details. Should the baby be transferred to another hospital, the receiving hospital should not assign Z38 codes.
5. Chapter 16 includes codes for conditions caused by the birth process, not for community-acquired conditions. But if a condition could be either and the record doesn't specify, you should use a Chapter 16 code.
6. The Chapter 16 guidelines instruct you to report all clinically significant conditions noted on the routine newborn exam. In relation to the newborn exam, a condition is clinically significant if it requires any of the following:

    - Clinical evaluation
    - Therapy
    - Diagnostic services
    - An extended hospital stay
    - Higher than normal nursing care and/or monitoring
    - Watching because of the implications on the patient's future health

Keep in mind that this last bullet in particular applies to coding the newborn exam, and you shouldn't assume it applies to coding in other areas.

Suspected Conditions Not Found

Assign a code from category Z05 *Encounter for observation and evaluation of newborn for suspected diseases and conditions ruled out,* to identify those instances when a healthy newborn is evaluated for suspected diseases and conditions that are determined, after study, not to be present. Use this code on the birth record as a secondary code after a Z38 code. On any chart other than the birth record, Z05.- can be assigned as the principal or first-listed code. When the provider suspects a problem and documents the signs and symptoms, use codes for those signs and symptoms instead of using a code from category Z05.

Use Caution When Assigning Premature, Slow Fetal Growth, Malnutrition, and Low Birth Weight Codes

Note that the guidelines indicate that because providers have different definitions of prematurity, you should assign a prematurity code only when the provider documents prematurity.

Carefully check the documentation before you assign codes from categories P05 *Disorders of newborn related to slow fetal growth and fetal malnutrition* and P07 *Disorders of newborn related to short gestation and low birth weight, not elsewhere classified.* Go by the documented birth weight and estimated gestational age. Keep these points in mind:

- Do not assign codes from the P05 category in combination with codes from P07.
- Code birth weight before gestational age, if both are documented, with appropriate codes from the P07 category.
- Codes from category P07 can be used for adults if their current health is impacted by those conditions.

See also Chapter 21 for more codes for other factors influencing health status.

Start With This Chapter for Newborn Sepsis

For newborn sepsis, you should report a code from category P36 *Bacterial sepsis of newborn,* includes congenital sepsis, rather than codes from Chapter 1, Certain Infectious and Parasitic Diseases. If the documentation doesn't indicate whether the sepsis is congenital or community-acquired, the default is congenital, and you should assign a code from the P36 category. Most of the P36 code descriptors include the causative organism. However, if you have to use a code that does not identify the organism, you should add a code from category B95 *Streptococcus, Staphylococcus, and Enterococcus as the cause of diseases classified elsewhere* or B96 *Other bacterial agents as the cause of diseases classified elsewhere.* If appropriate, you can use additional codes, if known, from R65.2- *Severe sepsis* to report severe sepsis and associated organ dysfunction.

Chapter 17: Congenital Malformations, Deformations, and Chromosomal Abnormalities (Q00-QA0)

Guidelines for Assigning Codes From This Chapter

To report a condition present from birth, you should use a code from Chapter 17. Examples of conditions you'll find here include spina bifida, ventricular septal defect, patent ductus arteriosus, and congenital hip deformities.

List of Sections

- Q00-Q07: Congenital malformations of the nervous system
- Q10-Q18: Congenital malformations of eye, ear, face and neck
- Q20-Q28: Congenital malformations of the circulatory system
- Q30-Q34: Congenital malformations of the respiratory system
- Q35-Q37: Cleft lip and cleft palate
- Q38-Q45: Other congenital malformations of the digestive system
- Q50-Q56: Congenital malformations of genital organs
- Q60-Q64: Congenital malformations of the urinary system
- Q65-Q79: Congenital malformations and deformations of the musculoskeletal system
- Q80-Q89: Other congenital malformations
- Q90-Q99: Chromosomal abnormalities, not elsewhere classified
- QA0 Genetic disorders, not elsewhere classified

Highlights From the ICD-10-CM Official Guidelines for Coding and Reporting

The ICD-10-CM Official Guidelines for Coding and Reporting for Chapter 17 supply helpful information for reporting congenital anomalies, which you may report as either primary or secondary diagnoses. The information below is from Section I.C.17 of the Official Guidelines.

Keep Your Manifestation Coding in Line With the Rules

In some cases, an anomaly may not have a unique code, but you may report codes for manifestations of the anomaly.

When there is a unique code for the anomaly, you shouldn't report codes for typical manifestations of that anomaly.

Don't Limit Code Use Based on Age

Although the word congenital means present from birth, it doesn't put an age restriction on the patients these codes can apply to. You may report a congenital anomaly code for a patient of any age. In fact, providers may not identify some types of congenital anomalies until years after the patient's birth.

When the provider identifies the anomaly at birth, the guidelines offer specific rules for coding the birth. You should report the appropriate liveborn infant code from category Z38 *Liveborn infants according to place of birth and type of delivery*, followed by the code for the anomaly.

Caution: If the congenital anomaly is documented as corrected, you should report a personal history code for that anomaly.

Chapter 18: Symptoms, Signs, and Abnormal Clinical and Laboratory Findings, Not Elsewhere Classified (R00-R99)

Guidelines for Assigning Codes From This Chapter

Chapter 18 is your go-to chapter for codes when the documentation doesn't include a definitive diagnosis, but documentation does include the signs or symptoms that triggered the visit. You'll also find the codes you'll use when the results of a test, such as an electrocardiogram or urinalysis, are abnormal.

Caution: You may find codes for signs and symptoms associated with specific diagnoses in other chapters, as well.

List of Sections

- R00-R09: Symptoms and signs involving the circulatory and respiratory systems
- R10-R19: Symptoms and signs involving the digestive system and abdomen
- R20-R23: Symptoms and signs involving the skin and subcutaneous tissue
- R25-R29: Symptoms and signs involving the nervous and musculoskeletal systems
- R30-R39: Symptoms and signs involving the genitourinary system
- R40-R46: Symptoms and signs involving cognition, perception, emotional state and behavior
- R47-R49: Symptoms and signs involving speech and voice
- R50-R69: General symptoms and signs
- R70-R79: Abnormal findings on examination of blood, without diagnosis
- R80-R82: Abnormal findings on examination of urine, without diagnosis
- R83-R89: Abnormal findings on examination of other body fluids, substances and tissues, without diagnosis
- R90-R94: Abnormal findings on diagnostic imaging and in function studies, without diagnosis
- R97: Abnormal tumor markers
- R99: Ill-defined and unknown cause of mortality

Highlights From the ICD-10-CM Official Guidelines for Coding and Reporting

The Chapter 18 ICD-10-CM Official Guidelines for Coding and Reporting help you with assigning codes when a diagnosis has not yet been determined or when a patient has symptoms or manifestations unrelated to the diagnosis. The information below is from Section I.C.18 of the Official Guidelines.

Apply These General Guidelines From Chapter 18

The chapter guidelines include these instructions:

- You may use the signs and symptoms codes when the provider hasn't confirmed a definitive diagnosis.
- You should not report signs and symptoms if they're a usual part of the disease process for the confirmed diagnosis you're reporting or if the diagnosis code is a combination code that includes the symptoms in the descriptor.
- You may report signs and symptoms not usually associated with the confirmed diagnosis you're reporting, but code the primary diagnosis first.

Heed the Rules for These Specific Circumstances

Repeated falls: When a patient presents for a workup to investigate the reason for recent falls, use code R29.6 *Repeated falls*. When a patient presents for a different problem but is at risk for repeated falls due to a history of falling, assign code Z91.81 *History of falling*. Sometimes, you can use both codes for the same encounter, for example, if the patient had fallen in the past followed by an interval without falls and then starts having repeated falls again.

Coma: You may use R40.20 *Unspecified coma* when the underlying cause of the coma is not known, or the cause is a traumatic brain injury and the coma scale is not documented in the medical record. When a patient presents with loss of consciousness or reduced alertness after a traumatic brain injury or cerebrovascular accident (stroke), the provider generally performs a neurological examination to determine the patient's level of consciousness. The provider will follow specific guidelines that have associated scores, which are added up to determine the coma score. EMTs may report coma scores when the patient presents initially, but some facilities may capture a coma score at intervals throughout the patient's stay. Regardless of who assigns the score, the initial score documented in the medical record should always be assigned a code. See Section I.B.14 of the Official Guidelines, for coma scale documentation by clinicians other than the patient's provider.

When assigning coma scale codes (R40.21- to R40.24-), remember they cannot be used with code R40.2A *Nontraumatic coma due to underlying condition*.

The following guidelines will help you correctly apply the coma scale codes:

1. Sequence the coma scale codes after the diagnosis code(s).
2. Choose one code from each subcategory: R40.21- *Coma scale, eyes open*, R40.22- . . . *best verbal response*, R40.23- . . . *best motor response* to get a complete scale.
3. Add a 7th character to indicate when the scale took place; you should use the same 7th character for all three codes.
4. If only the total score is documented, choose code R40.24- *Glasgow coma scale, total score*.
5. Do not report codes for unspecified coma, individual, or total Glasgow coma scale scores if your patient is sedated or in a medically induced coma.

Remember: Although these codes are used principally by trauma registries, R40.2- codes for coma may also be employed in any facility where this information is collected.

Clinicians can document too. You can utilize documentation from clinicians other than the patient's provider to assign codes for ratings on the coma scale.

Tackle multiple coma scores: If coma scores are monitored and documented multiple times within the first 24 hours of admission, you need to assign the code for the coma score at the time of admission only. Guidelines do not lay much significance on coma scores reported after admission, but within 24 hours of it.

Functional quadriplegia: GUIDELINE HAS BEEN DELETED EFFECTIVE OCTOBER 1, 2017.

SIRS due to noninfectious process: Patients can develop systemic inflammatory response syndrome (SIRS) as a result of trauma, pancreatitis, malignant neoplasm, or other noninfectious processes. When the medical record documents such a condition in conjunction with SIRS and no infection is documented, you should code first the primary diagnosis. Then, code R65.10 *Systemic inflammatory response syndrome [SIRS] of noninfectious origin without acute organ dysfunction*, or R65.11 . . . *with acute organ dysfunction* if acute organ dysfunction resulting from the SIRS is documented. In the latter case, report a separate code for the specific type of organ dysfunction(s). If the record documents acute organ dysfunction but does not connect it to the primary diagnosis or SIRS, query the provider.

Death NOS: Use code R99 *Ill-defined and unknown cause of mortality* only when a patient is pronounced dead upon arrival. Do not use this code for the discharge disposition of death.

NIHSS Stroke Scale: To identify the patient's neurological status and the severity of the stroke, use the NIH stroke scale (NIHSS) codes (R29.7-) as secondary codes to the acute stroke codes (I60-I63).

Remember: Always report the initial documented score.

You can utilize documentation from clinicians other than the patient's provider to assign codes for ratings on the NIHSS stroke scale. See Section I.B.14 of the Official Guidelines for more information.

Remember These Additional Rules From the General Guidelines

Check Chapter 1 rule for HIV test. The guidelines for Chapter 1, Infectious and Parasitic Diseases, will help keep you on track when reporting an encounter for HIV testing. You should report an HIV code only for confirmed cases of HIV, so when a patient with signs and symptoms presents for HIV testing, you should report the signs and symptoms rather than HIV. See Section I.C.1.a.2 of the Official Guidelines for more information.

Remember different rules for 'probable' diagnoses. Section IV.H, which relates to coding outpatient encounters, includes a rule every coder should know: "Do not code diagnoses documented as 'probable,' 'suspected,' 'questionable,' 'rule out,' or 'working diagnosis' or other similar terms indicating uncertainty. Rather, code the condition(s) to the highest degree of certainty for that encounter/visit, such as symptoms, signs, abnormal test results, or other reason for the visit."

Caution: As Section IV.H also explains, the above rule "differs from the coding practices used by short-term, acute care, long-term care and psychiatric hospitals." Section II.H explains that those inpatient hospitals may report uncertain diagnoses as established diagnoses.

Chapter 19: Injury, Poisoning, and Certain Other Consequences of External Causes (S00-T88)

Guidelines for Assigning Codes From This Chapter

Chapter 19 covers a wide variety of injuries, complications, and types of toxin exposure. Burns, contusions, fractures, and poisonings are just a few of the conditions you'll find in this chapter. You'll also use codes in this chapter to report late effects of injuries, poisonings, and other similar conditions. Be sure to read the instructions ICD-10-CM includes for this chapter in the code book. You may be surprised to learn that when a code title includes more than one injury site, the use of "and" means "either or both sites." "With" is the term that shows the code requires both sites.

Note: Injury codes from Chapter 19 should not be assigned for injuries that occur due to medical intervention. In such cases, you should assign the appropriate complication code(s).

List of Sections

- S00-S09: Injuries to the head
- S10-S19: Injuries to the neck
- S20-S29: Injuries to the thorax
- S30-S39: Injuries to the abdomen, lower back, lumbar spine, pelvis and external genitals
- S40-S49: Injuries to the shoulder and upper arm
- S50-S59: Injuries to the elbow and forearm
- S60-S69: Injuries to the wrist, hand and fingers
- S70-S79: Injuries to the hip and thigh
- S80-S89: Injuries to the knee and lower leg
- S90-S99: Injuries to the ankle and foot
- T07: Injuries involving multiple body regions
- T14: Injury of unspecified body region
- T15-T19: Effects of foreign body entering through natural orifice
- T20-T25: Burns and corrosions of external body surface, specified by site
- T26-T28: Burns and corrosions confined to eye and internal organs
- T30-T32: Burns and corrosions of multiple and unspecified body regions
- T33-T34: Frostbite
- T36-T50: Poisoning by, adverse effect of and underdosing of drugs, medicaments and biological substances
- T51-T65: Toxic effects of substances chiefly nonmedicinal as to source
- T66-T78: Other and unspecified effects of external causes
- T79: Certain early complications of trauma
- T80-T88: Complications of surgical and medical care, not elsewhere classified

Note: The chapter uses the S-section for coding different types of injuries related to single body regions and the T-section to cover injuries to unspecified body regions as well as poisoning and certain other consequences of external causes.

Highlights From the ICD-10-CM Official Guidelines for Coding and Reporting

The ICD-10-CM Official Guidelines for Coding and Reporting for Chapter 19 supply important guidance on everything from the application of 7th characters to coding the complications of care. The information below is from Section I.C.19 of the Official Guidelines.

Get to Know 7th Character Options

You'll find 7th characters throughout Chapter 19. Except for fractures, choose A for an *initial encounter*, D for a *subsequent encounter*, and S for *sequela* (late effect). Here are some tips to help you choose:

- The initial encounter (A) means active treatment — not the first time the provider sees the patient. Examples include surgery, emergency department visit, and evaluation and continuing treatment by the same or a different physician.
- Active treatment for complication codes must be treatment for the condition described by the code.
- Choose subsequent encounter (D) for routine care after the initial encounter. Examples include cast change or removal, an X-ray to check healing status of a fracture, removal of an external or internal fixation device, medication adjustment, and other follow-up visits.
- When a 7th character is available to identify subsequent care, don't use aftercare Z codes.
- Code both the injury and a late effect, or sequela, but remember to append the S to the injury code — not the sequela code.

Keep These Fundamentals in Mind for Trauma Cases

- Report each injury separately unless ICD-10-CM offers a combination code for the specific injuries.
- Sequence first the injury the provider states is most serious.
- Codes from category T07 *Unspecified multiple injuries* should not be assigned in the inpatient setting unless information for a more specific code is not available.
- Traumatic injury codes, S00-T14.9 are not to be used for normal, healing surgical wounds or to identify complications of surgical wounds.
- Don't report abrasions and contusions associated with a more serious injury, but you should report minor injuries to peripheral nerves and blood vessels as secondary codes after reporting the larger associated injury.

Watch for Expanded 7th Character Options for Traumatic Fractures

In addition to initial encounter, subsequent encounter, and sequela codes, you'll choose a 7th character to describe aspects of the fracture.

- **Nonunion vs. malunion.** For subsequent care, choose K, M, or N for nonunion and P, Q, or R for malunion.
- **Open vs. closed.** Code as closed if the provider doesn't specify open or closed.
- **Displaced or nondisplaced.** Code as displaced if the provider doesn't specify.

For aftercare, assign an acute fracture code with the appropriate 7th character — not a Z code.

Don't choose a traumatic fracture code when a fracture is due to osteoporosis. Look to category M80 in Chapter 13. See Section I.C.13.d of the Official Guidelines for more information on osteoporosis.

Sequencing: When a patient has more than one fracture, your first code should be the most severe fracture.

Physeal fractures: When coding a physeal fracture, only code the type of fracture. It is not necessary to use a separate code to identify the bone that is fractured.

Watch These Areas When Reporting Burns and Corrosion

ICD-10-CM distinguishes between thermal burns (from a heat source) and corrosion (a chemical burn). Classify current burns (T20-T25) by depth, extent, and by agent (X code) as first degree (erythema), second degree (blistering), and third degree (full-thickness involvement). Classify burns of the eye and internal organs (T26-T28) by site, not by degree.

Classify burns of the same local site (three-character category level, T20-T28) but of different degrees to the subcategory identifying the highest degree recorded in the diagnosis.

Sequencing: When a patient has more than one burn, your first code should be for the highest degree of burn. If those burns of different degrees are at the same anatomical site and on the same side, report only the code for the highest degree.

A patient may have both internal and external burns, or the patient may have burns as well as related conditions. In those cases, your first code should reflect the reason for admission.

Nonhealing burns: Use an acute burn code for nonhealing burns.

Infection: For infected burn sites, use an additional code for the infection.

Separate sites: Assign a separate code for each burn site. Avoid using unspecified category T30.

Only assign codes for burns of multiple sites (multiple burns NOS), when the medical record documentation does not specify the individual sites.

Extent of body surface area: In case of acute burns or corrosions, when the site of burn or corrosion is not mentioned, or when there is need for additional documentation, you may use codes from categories T31 *Burns classified according to extent of body surface involved* or T32 *Corrosions classified according to extent of body surface involved.* You may additionally use a T31.- code for submitting data related to burn mortality.

Rule of nines: Proper use of codes in categories T31 (burns) and T32 (corrosion) depends on understanding the "rule of nines":

- Head and neck: 9 percent
- Each arm: 9 percent
- Each leg: 18 percent
- Anterior trunk: 18 percent
- Posterior trunk: 18 percent
- Genitalia: 1 percent

The above list shows the basic body surface estimate, but providers may vary from this list for children whose heads are proportionately larger than adults', and for patients who have large buttocks, thighs, or abdomens with burns.

Sequelae: When the patient presents for treatment of late effects of a burn or corrosion, such as scars or joint contracture, report the burn or corrosion code with 7th character S. Do not use codes belonging to categories T31 and T32 to code for the sequelae of burns or corrosions.

Keep in mind that burns and corrosions don't heal at the same rate, and you can report sequela codes alongside current burn codes. See Section I.B.10 of the Official Guidelines for more on sequelae, (late effects).

External cause: Don't forget to assign a code to identify the source of a burn, its intent, and the place where it occurred.

Check Additional Code Requirements for Adverse Effects, Poisonings, and Toxic Effects

Codes in categories T36-T65 are combination codes that combine the substance taken and the intent. Don't report an external cause code. Here are the basics:

- Don't code from the Table of Drugs and Chemicals. Always code from the tabular.
- Use as many codes as necessary to describe all ingested substances.
- Assign a code only once if the same code describes the causative agent for more than one adverse reaction.
- Code each substance individually unless a combination code is available.
- Select a code from subcategory T50.91- to capture the ingestion of multiple unspecified drugs, medicinal, or biological substances.

Adverse effect: When the patient presents with an adverse effect from a correctly prescribed and administered drug, first report the effect and then report a code from T36-T50, Poisoning by, adverse effects of and underdosing of drugs, medicaments and biological substances.

Poisoning: Poisoning codes (T36-T50) apply in cases of:

- Error in drug prescription or administration
- Intentional overdose
- Interaction of a nonprescribed agent with a properly prescribed and administered agent
- Interaction of alcohol and a drug

You should report the poisoning code first, if known, followed by a code for the manifestation. You may report a drug abuse or dependence code as well when appropriate. See Section I.C.4.a.5 of the Official Guidelines if poisoning is the result of insulin pump malfunctions. For sequela (late effects) see Section I.B.10 of the Official Guidelines.

Underdosing: When the patient takes less medication than prescribed, assign a code from categories T36-T50, with a fifth or sixth character of "6." Never assign an underdosing code as the principal or first listed code. If underdosing causes a relapse or exacerbation of a medical condition, code the condition. Code the intent, if known, with a noncompliance or complication of care code. Choose from noncompliance codes (Z91.12-, Z91.13-, Z91.14- and Z91.A4-) or complication of care codes (Y63.6-Y63.9). A provider does not need to document a change in condition in order for you to code underdosing. A documented statement simply noting that the patient has been taking less medication than prescribed is sufficient documentation for an underdosing code.

Remember: You also consider it underdosing when a patient discontinues the use of a prescribed medication by their own initiative – meaning, the patient was not directed by their medical provider to stop taking the medication.

Toxic effect: When reporting a toxic effect (T51-T65), use the appropriate Z code to indicate whether the intent was accidental, intentional self-harm, assault, or undetermined. Be sure to also code all the associated manifestations of the toxic effect.

Report Abuse, Neglect, and Other Maltreatment First

When reporting abuse, neglect, and maltreatment, sequence first the code from categories T74 or T76 for abuse, neglect, and other maltreatment, followed by any accompanying mental health or injury code(s).

If the documentation in the medical record states abuse or neglect is suspected, code from category T76. Report a code from category T74 only if the document specifies abuse or neglect is confirmed.

If there are physical injuries, choose an external cause code from the assault section (X92-Y09). If the perpetrator is known, use a code from category Y07 unless the documentation says abuse is only "suspected."

If a suspected case of abuse, neglect, mistreatment, alleged rape, or sexual abuse is ruled out during an encounter, code Z04.71, Z04.41, or Z04.42, not a code from T76.

If a suspected case of forced sexual exploitation or forced labor exploitation is ruled out during an encounter, assign code Z04.81 or code Z04.82, not a code from T76.

Apply Special Rules for Medical Device and Transplant Complications

Basics: After reporting a code from T80-T88, Complications of Surgical and Medical Care, Not Elsewhere Classified, you have to decide whether to report an additional code to identify the complication. Only report an additional code if it adds specificity to the code you've reported.

Pain due to medical devices: You'll find specific codes for pain due to medical devices in the T code section of the ICD-10-CM code book. Use additional code(s), if known, from category G89 to identify acute or chronic pain due to presence of the device, implant, or graft (G89.18 or G89.28).

Non-kidney transplant: Before reporting a code from category T86 *Complications of transplanted organs and tissue* for a complication related to a nonkidney organ transplant, remember that you shouldn't assign the code unless the complication affects the function of the organ. See I.C.21. of the Official Guidelines for transplant organ removal status and I.C.2. for malignant neoplasms associated with a transplanted organ. See Section I.C.1.d.4. of the Official Guidelines for sequencing of sepsis due to infection in transplanted organ.

Kidney transplant: Chronic kidney disease (CKD) following a kidney transplant does not qualify as a complication, so you should not code it as such. Use T86.1- *Complications of kidney transplant*, for complications such as failure or rejection. Use an additional code to report the specific complication. See Chapter 14 to report CKD.

Complication of care codes: Some of the complications of care codes include the nature of the complication as well as the type of procedure that caused the complication. You won't report an additional external cause code for the procedure.

Note: You will want to assign intraoperative and postprocedural complication codes from specific body system chapters unless the complication is specifically indexed to a T code in Chapter 19.

Sequence intraoperative and postprocedural complication codes found in body system chapters first. Then code any specific complications.

Finally, the documentation behind complication of care codes should explain how the complication was clinically significant. The word "complication" need not be stated, but the condition altering the treatment must be clearly expressed in the chart.

Chapter 20: External Causes of Morbidity (V00-Y99)

Guidelines for Assigning Codes From This Chapter

Chapter 20's title refers to the cause of an injury or health condition, whether the intent behind the cause was intentional or unintentional/accidental (e.g., whether an injury was due to suicide or assault), the patient's location or activity at the time of the event, and whether the patient was a civilian or in the military.

The key to properly applying these codes is understanding that the purpose of these codes is for research — to provide data on the causes of injuries and other health conditions so that the government and healthcare agencies can come up with strategies to prevent them. There is no mandatory national requirement for reporting external causes of morbidity, but a state or individual payer may have such requirements. However, it is hoped that providers will voluntarily report these codes for the valuable data they provide, as noted above.

List of Sections

- V00-X58: Accidents
- V00-V99: Transport accidents
- V00-V09: Pedestrian injured in transport accident
- V10-V19: Pedal cycle rider injured in transport accident
- V20-V29: Motorcycle rider injured in transport accident
- V30-V39: Occupant of three-wheeled motor vehicle injured in transport accident
- V40-V49: Car occupant injured in transport accident
- V50-V59: Occupant of pick-up truck or van injured in transport accident
- V60-V69: Occupant of heavy transport vehicle injured in transport accident
- V70-V79: Bus occupant injured in transport accident
- V80-V89: Other land transport accidents
- V90-V94: Water transport accidents
- V95-V97: Air and space transport accidents
- V98-V99: Other and unspecified transport accidents
- W00-X58: Other external causes of accidental injury

- W00-W19: Slipping, tripping, stumbling and falls
- W20-W49: Exposure to inanimate mechanical forces
- W50-W64: Exposure to animate mechanical forces
- W65-W74: Accidental non-transport drowning and submersion
- W85-W99: Exposure to electric current, radiation and extreme ambient air temperature and pressure
- X00-X08: Exposure to smoke, fire and flames
- X10-X19: Contact with heat and hot substances
- X30-X39: Exposure to forces of nature
- X50: Overexertion and strenuous or repetitive movements
- X52-X58: Accidental exposure to other specified factors
- X71-X83: Intentional self-harm
- X92-Y09: Assault
- Y21-Y33: Event of undetermined intent
- Y35-Y38: Legal intervention, operations of war, military operations, and terrorism
- Y62-Y84: Complications of medical and surgical care
- Y62-Y69: Misadventures to patients during surgical and medical care
- Y70-Y82 Medical devices associated with adverse incidents in diagnostic and therapeutic use
- Y83-Y84 Surgical and other medical procedures as the cause of abnormal reaction of the patient, or of later complication, without mention of misadventure at the time of the procedure
- Y90-Y99 Supplementary factors related to causes of morbidity classified elsewhere

Highlights From the ICD-10-CM Official Guidelines for Coding and Reporting

The ICD-10-CM Official Guidelines for Coding and Reporting for Chapter 20 supply important guidance on everything from the application of 7th characters to sequencing codes in the correct order. The information below is from the Official Guidelines.

Know When to Apply an External Cause of Morbidity Code

The primary application for these codes is injuries. However, these codes may also apply to diseases, infections, and other health conditions that can be attributed to an external cause and that can be reported with a code in the range of A00.0-T88.9 or Z00-Z99. For example, if a stroke occurs during a boxing match or a player has a heart attack during a football game, it would be appropriate to apply an external cause code. Never use a code from Chapter 20 as the principal or primary (first-listed) diagnosis code.

Add a 7th Character for Each Encounter

Most of the codes in Chapter 20 require a 7th character (A, initial encounter; D, subsequent encounter; or S, sequela) for each encounter while the patient is under treatment for an injury or condition. When the patient is seen by a new or different provider, match the 7th character to the encounter. That is, if a patient is seen in the emergency room for an injury, that's the initial encounter. If the patient is referred to a surgeon to repair a fracture, the encounter is still an initial encounter, because the patient is undergoing active treatment for the injury. Once the fracture has been repaired and is healing, follow-up visits would be coded as subsequent encounters. Sequela, of course, is used when the patient suffers a "late effect" or condition resulting from the trauma after the fracture has healed.

Note: Category Y92 is a notable exception to the 7th character code requirement.

Assign all external cause codes that apply. You may need multiple codes to fully explain the circumstances surrounding an injury or other condition. When not limited by the number you can record, add as many of these external cause codes as apply:

- Code cause of the injury or condition.
- Code the intent — was it assault, self-inflicted, accidental, unknown?
- Code the location where the injury occurred.
- Code the activity the patient was involved in, if applicable.
- Code the patient's status — driver, passenger, pedestrian; civilian or military; other.

Get the Sequencing Right Every Time

Use the Alphabetic Index of External Causes to find the appropriate codes and watch for Inclusion and Exclusion notes in the Tabular List to be sure you're applying the appropriate code(s). When you are applying external cause codes, keep these guidelines in mind:

1. External cause codes should be applied in the following order:
    - Child and adult abuse
    - Terrorism events
    - Cataclysmic events
    - Transport accidents
2. If you can record only one external cause code, use the one describing the cause most closely related to the primary diagnosis.
3. Separate injuries caused by separate events should be assigned a separate code for each cause.
4. If you can add more codes, cause, and intent, including complications of surgery and medical care, always take precedence over codes for place, activity, or status.
5. Activity and status codes follow cause codes, if applicable, and if there is room on the form.

External cause codes aren't always necessary. Do not add an external cause code if the primary diagnosis code includes the cause, for example, many of the T (poisoning) codes in Chapter 19.

Sequence of events. When you choose a combination code that describes a sequence of events, the order of events should follow the same order in which the event happened. Try to choose a code that sequences the cause of the most serious injury first.

Place of occurrence, activity, and status. In general, categories Y92 *Place of occurrence of the external cause* codes, Y93 *Activity* codes, and Y99 *External cause status* codes are assigned only for the initial encounter for treatment.

Rarely, a new injury, such as might occur during hospitalization, would require the addition of a Y92 code to subsequent encounters. 7th characters are not used with Y92 codes. The guidelines state, "Do not use place of occurrence code Y92.9- *Unspecified place or not applicable* if the place is not stated or is not applicable." Since this statement appears to present a conflict, confirm the use of this code with your payer.

Add Y93 codes only if the activity is relevant to the diagnosis. Y93 codes do not apply to adverse effects, poisonings, or complications of surgery or medical care. The guidelines state, "Do not assign Y93.9 *Activity, unspecified* if the activity is not stated." This statement also appears to present a conflict, so confirm the use of this code with your payer.

Assign Y99 codes to indicate the work status of the person at the time of the causal event, whether military, nonmilitary, or student/volunteer in a nonwork activity. If there is no external cause code assigned, do not assign a Y99 code. Y99 codes are applicable to other external cause codes, such as transport accidents and falls but not to poisonings, adverse effects, injuries during surgery or medical care, or sequela. The guidelines also state, "Do not assign code Y99.9 *Unspecified external cause status* if the status is not stated." Again, confirm the use of this code with your payer to eliminate the conflict.

Look to X92-Y08 (Assault) for Child and Adult Abuse

Any of the assault codes may be applied to record the external cause of an injury due to confirmed abuse. When the person who inflicted the abuse or is responsible for neglect or maltreatment is known, add a code from category Y07 *Perpetrator of assault, maltreatment and neglect* to the assault code. See Section I.C.19.f. of the Official Guidelines, Adult and child abuse, neglect and other maltreatment.

Know When to Use Undetermined Intent Category

Use an accidental intent code if the cause is not known or not specified. Use undetermined intent external cause codes only if the medical record specifies that the intent cannot be determined. All transport accident categories are assumed to be accidental.

Capture Sequelae (Late Effects) With External Cause Codes

Use the external cause codes with an "S" in the 7th character to report a late effect or sequela resulting from a previous injury. In the situation of a related current injury you are instructed to never use these codes with a related current nature of injury code.

See Section I.B.10. of the Official Guidelines, for more information on sequela (late effects).

Guidelines further advise you not to use a late effect external cause code for subsequent follow-up care such as, visits to assess healing or rehabilitative therapy, unless the provider documents the treatment is for a late effect of the initial injury.

No Need for Assault Code When Terrorism Code Applies

ICD-10-CM includes a specific definition for terrorism in an inclusion note with the category Y38 *Terrorism*. When the cause of the patient's injury meets that terrorism definition, choose a code from the Y38 category. If there is more than one mechanism of injury, you can use an additional Y38 code to identify it. You should not report a separate assault code. Add an additional code from the Y92 category for place of occurrence.

Don't use this category when the cause is "suspected" terrorism. Classify suspected cases of terrorism as assault.

Assign code Y38.9- *Terrorism, secondary effects* for injuries or conditions that occurred as a result of the terrorist event. Do not assign Y38.9- to injuries resulting from the initial terrorist act. You can report code Y38.9- with another Y38 code when an injury is sustained in both the initial terrorist event and as a result of subsequent related events.

Don't Get Swept Away by Cataclysmic Events

When an injury occurs during a cataclysmic event, you need to determine if the injury was a direct result of the event itself or if it occurred for another reason.

If an injury occurs because of a hurricane or flood, code the injury first and then assign the external cause of morbidity code X37.0- for hurricane or X38 for flood. External cause codes for cataclysmic events take priority over other external cause codes except in the case of child and adult abuse or terrorism.

Note: If the injury results from the collapse of a man-made structure that was destroyed because of a cataclysmic event, you shouldn't assign X36.0- *Collapse of dam or man-made structure*; instead, just code the cataclysmic event.

If the injury occurred during a cataclysmic event, but not because of it, you need to assign a different external cause code.

Example: For a traffic accident that happens during an evacuation for a hurricane or flood, you would assign the code for injury first, then the external cause code for a transport accident as long as the flood did not cause the accident. If the flood caused the accident, sequence the external cause of the flood after the principal diagnosis.

Note: You can assign additional external cause codes along with the code for the cataclysmic event (e.g., bitten by a dog, or exposure to excessive natural heat or cold).

Chapter 21: Factors Influencing Health Status and Contact with Health Services (Z00-Z99)

Guidelines for Assigning Codes From This Chapter

Z codes are key to correct coding practices as both primary and secondary codes, giving information both about the nature of the encounter and the patient's circumstances.

List of Sections

- Z00-Z13: Persons encountering health services for examinations
- Z14-Z15: Genetic carrier and genetic susceptibility to disease
- Z16: Resistance to antimicrobial drugs
- Z17: Estrogen, and other hormones and factors receptor status
- Z18: Retained foreign body fragments
- Z19: Hormone sensitivity malignancy status
- Z20-Z29: Persons with potential health hazards related to communicable diseases
- Z30-Z39: Persons encountering health services in circumstances related to reproduction
- Z40-Z53: Encounters for other specific health care
- Z55-Z65: Persons with potential health hazards related to socioeconomic and psychosocial circumstances
- Z66: Do not resuscitate status
- Z67: Blood type
- Z68: Body mass index [BMI]
- Z69-Z76: Persons encountering health services in other circumstances
- Z77-Z99: Persons with potential health hazards related to family and personal history and certain conditions influencing health status

Highlights From the ICD-10-CM Official Guidelines for Coding and Reporting

The ICD-10-CM Official Guidelines for Coding and Reporting cover a variety of rules to keep your Z code reporting on track. The information below summarizes the key points from Section I.C.21 of the Official Guidelines.

4 Factors Trigger Z Code Use

The guidelines delineate the four main reasons you'll use Z codes:

- A healthy patient presenting for a specific encounter, such as organ donation, vaccination, or screenings
- Aftercare of an injury or disease
- Circumstances influencing health status or potential hazards to community health
- Birth status

Other basic rules include that you may report Z codes in any healthcare setting, and that it's possible for Z codes to be primary or secondary codes, depending on the code and the circumstances.

Important: If a patient's history is limited, you can use any documentation necessary to assign Z codes that help describe the patient and reason(s) for the encounter. Moreover, the Z codes can be used to give additional data about the encounter.

Note: Z codes cannot be substituted for procedure codes; a procedure code must be used in conjunction with a Z code to report the procedure performed.

Clinicians Can Document, Too

You can utilize documentation from clinicians other than the patient's provider to assign codes for BMI. You can also use clinician's documentation to code social determinants to heath categorized as codes Z55-Z65 *Persons with potential health hazards related to socioeconomic and psychosocial circumstances.* These include problems related to education and literacy, employment/unemployment, and problems stemming from personal relationships or upbringing. You can report BMI and codes from Z55-Z65 as secondary diagnoses.

Below are some of the main guidelines related to Z code categories.

Contact/Exposure Means No Signs/Symptoms

Use codes from category Z20 *Contact with and [suspected] exposure to communicable diseases* and category Z77 *Other contact with and [suspected] exposures hazardous to health* for patients who have been exposed to the disease but who have no signs or symptoms of the disease. You can use them as primary codes for testing encounters or as secondary codes to supply information about risk.

Remember Z Codes for Inoculations and Vaccinations

Code Z23 represents inoculation and vaccination encounters. You may use code Z23 as a secondary code when the patient has the inoculation as part of a preventive healthcare visit. Use procedure codes to report the actual administration/injection and type of immunization.

Status Codes Add Information That May Affect Treatment

A status code offers information about the patient that may affect treatment, such as presence of a prosthetic. Don't confuse status codes with history codes, which you use when the patient doesn't have the condition anymore.

When you report a code from one of the body system chapters that includes the same information that's in the status code, don't report the status code. For example, do not report code Z94.1 **Heart transplant status** with a code from subcategory T86.2- **Complications of heart transplant**. Z94.1 does not provide any additional information. But for encounters for weaning from a mechanical ventilator, you would assign a code from subcategory J96.1- **Chronic respiratory failure** followed by code Z99.11 **Dependence on respirator [ventilator] status**, because the status code supplies more information about the patient's situation.

For a full list of status codes/categories, see the Official Guidelines section I.C.21.c.3 in your ICD-10-CM code book.

BMI: You should only assign BMI codes with a valid associated reported diagnosis (such as obesity or anorexia). Do not assign BMI codes during pregnancy. When BMI values show documented fluctuation during an encounter for a reportable condition, assign the most severe BMI value.

tPA status: In addition to the instructions ICD-10-CM includes with Z92.82 *Status post administration of tPA [rtPA] in a different facility within the last 24 hours prior to admission to current facility*, you should know that only the receiving facility should report Z92.82 and the code applies even when the patient is still on tPA upon arrival at the receiving facility.

Drug use: Do not use codes from category Z79 *Long-term [current] drug therapy* for patients addicted to drugs or in detoxification/maintenance programs. Use drug dependence codes instead.

Genetic susceptibility: Assign codes from category Z15 *Genetic susceptibility to disease* only as a secondary code and if the patient has a gene that increases the patient's risk for that disease.

Underimmunization: Three codes exist to indicate whether a patient is underimmunized. Assign Z28.310 *Unvaccinated for COVID-19*, Z28.311 *Partially vaccinated for COVID-19*, or Z28.39 *Other underimmunized status* when the provider or clinician documents this in a patient's chart.

Apply History (of) Codes for Eradicated Conditions

The Z code section includes codes for both personal history and family history.

Personal history codes typically apply to conditions the patient used to have that have the potential to occur again. Family history codes represent conditions found in the patient's family, suggesting the patient may be at higher risk for the disease.

While applying these codes, remember to assign the codes for reason of encounter first, such as screening or counselling. Next, you may assign the personal and/or family history codes as additional diagnoses.

For a list of personal and family history codes and categories, see the Official Guidelines section I.C.21.c.4 in your ICD-10-CM code book.

Hold Screening Codes for Patients With No Symptoms

Use the screening Z codes for tests on patients with no signs or symptoms of the disease being tested for. If a patient has a sign or symptom, then the test is diagnostic and a screening code is not appropriate. Use the sign or symptom code for the test encounter instead.

You may use screening codes as either primary or secondary codes depending on the reason for the encounter. Note that when the screening is a usual part of an exam, such as a Pap smear during a routine pelvic exam, you do not need to report the screening code.

Screening Z code categories include the following:

- Z11 — *Encounter for screening for infectious and parasitic diseases*
- Z12 — *Encounter for screening for malignant neoplasms*
- Z13 — *Encounter for screening for other diseases and disorders shift to lie below encounter Except: Z13.9, Encounter for screening, unspecified*
- Z36 — *Encounter for antenatal screening for mother*

Think Twice Before Using These Observation Codes

You'll rarely use the observation Z codes because they apply only when the provider keeps a patient without signs or symptoms under observation for a suspected condition that the provider then rules out. Use observation codes primarily as the principal/first-listed diagnosis code; other codes may be added only if they are unrelated to the reason for observation.

An observation code can be used as a secondary diagnosis code only when a patient is being observed for an additional unrelated condition or injury that eventually gets ruled out. An example would include seeking treatment for a fracture and then being observed for a suspected COVID-19 infection that is ultimately ruled out.

When a pregnant patient is seen for a suspected maternal or fetal condition that is ruled out during the encounter, you can assign a code from subcategory Z03.7- *Encounter for suspected maternal and fetal conditions ruled out.* Do not use these conditions if the condition is confirmed.

Do not use if an illness or any signs or symptoms related to the suspected condition or problem are present. Use the appropriate diagnoses codes or signs or symptoms codes. It is acceptable to use additional codes, if known, with Z03.7- for conditions unrelated to the suspected condition.

Do not use codes from subcategory Z03.7- for antenatal screening encounters. See Section I.C.21.c.5 of the Official Guidelines, Screening.

Assign the appropriate code from categories O35, O36, O40, or O41 for encounters for suspected fetal condition that are inconclusive following testing and evaluation.

You'll find observation Z codes under the following categories:

- Z03 — *Encounter for medical observation for suspected diseases and conditions ruled out*
- Z04 — *Encounter for examination and observation for other reasons. Except: Z04.9 — Encounter for examination and observation for unspecified reason*
- Z05 — *Encounter for observation and evaluation of newborn for suspected diseases and conditions ruled out*

Capture Z05 Codes for Observation and Evaluation of Newborns for Suspected Conditions

Assign a code from category Z05 *Encounter for observation and evaluation of newborn for suspected diseases and conditions ruled out*, when a healthy newborn is evaluated for a suspected condition, but it is determined that the condition is not present. Do not assign a code from category Z05 however, when the patient has identified *signs or symptoms* of a suspected problem; in this case, code the sign or symptom found in the patient's record.

Z05 on the birth record: Report a code from category Z05 as a secondary code after the code from category Z38 *Liveborn infants according to place of birth and type of delivery*.

Z05 on other than the birth record: You may assign a category Z05 code as a principal or first-listed code for readmissions or encounters when the code from category Z38 no longer applies.

Remember: Codes from category Z05 are for use only for healthy newborns and infants for which after study no disease or condition is found to be present.

Aftercare Generally Applies to Recovering Patients

The guidelines categorize a variety of encounters as aftercare that you may not immediately think of as applying to patients in the healing or recovery phase after initial treatment is complete. Patient encounters that are chiefly for receiving antineoplastic chemotherapy, immunotherapy, and/or radiation therapy should be assigned a code(s) from category Z51 *Encounter for other aftercare and medical care.*

You typically use aftercare codes as the first-listed code, but these can also be additional codes in cases where the patient presents for treatment of another condition and aftercare also takes place. You may report other codes in addition to aftercare codes to provide additional information, such as status Z codes.

For a list of aftercare codes and categories, see the Official Guidelines section I.C.21.c.7 in your ICD-10-CM code book.

Assign a Follow-Up for Encounters Related to Past Conditions

When the provider sees a patient to check on a condition that no longer exists following treatment, use a follow-up code. Note how these codes differ from aftercare, which typically refers to treatment for a healing condition or the consequences of that condition. You also would not use a follow-up code for injuries for which there are subsequent encounter codes with a 7th character.

To more fully explain the follow-up, you may report a history Z code as an additional code.

When a condition recurs, report the code for the condition rather than the follow-up code.

You'll find follow-up Z codes in these categories:

- Z08 — *Encounter for follow-up examination after completed treatment for malignant neoplasm*
- Z09 — *Encounter for follow-up examination after completed treatment for conditions other than malignant neoplasm*
- Z39 — *Encounter for maternal postpartum care and examination*

Note: Treatments mentioned in follow-up codes Z08 and Z09 may be medical or surgical in nature.

Use Donor Codes for Healthy Donors

Report a code from category Z52 *Donors of organs and tissues* to identify an individual donating blood or body tissue for the benefit of others, as well as for self donation-such as autografts. However, these codes do not apply to cadaveric donations.

Keep an Eye on Reason for Counseling

Use the counseling Z codes to identify encounters for counseling patients and/or families for specific conditions and circumstances. You don't need to report a counseling code with another diagnosis code when counseling is part of standard care.

Use code Z71.84 *Encounter for health counseling related to travel* only if a patient is counseled for future travel purposes.

If the provider specifically counsels a patient or caregiver regarding the safety of a vaccine, assign the code Z71.85 *Encounter for immunization safety counseling*. However, remember that this code does not apply during the encounter for routine administration of vaccines, where the provider may explain about risks and potential side effects of the vaccine.

If the sole reason for an encounter is for pediatric-to-adult transition counseling, assign code Z71.87 *Encounter for pediatric-to-adult transition counseling*. This code can also be used if this type of counseling is provided in addition to other services during a visit. Sequencing of the medical condition treated or this counseling code will depend upon the specific circumstances of the encounter.

For a list of counseling codes and categories, see the Official Guidelines section I.C.21.c.10 in your ICD-10-CM code book.

Obstetrics and Related Conditions Have Strict Coding Rules

ICD-10-CM includes Z codes for pregnancy that you should use only when no code from the obstetrics chapter applies, for example, category Z34 *Encounter for supervision of normal pregnancy*.

You may assign codes from category Z3A *Weeks of gestation* to provide additional information about the pregnancy. When an admission extends beyond a single gestational week, use the date of the admission to determine weeks of gestation.

Be sure to include a code from Z37 *Outcome of delivery* on each maternity delivery record, but only as a secondary code.

For a list of obstetric-related codes and categories, see the Official Guidelines section I.C.21.c.11 in your ICD-10-CM code book.

For further instruction on the use of these codes, see the Official Guidelines section I.C.15 Pregnancy, Childbirth, and the Puerperium.

Track Down Newborn Guidelines in Other Sections

The Chapter 21 guidelines direct you to see the Chapter 16 guidelines, as well as the observation code guidelines discussed above, for help with reporting newborn codes.

Some codes and categories to review include:

- Z76.1 — Encounter for health supervision and care of foundling
- Z00.1- — Encounter for routine child health examination
- Z38 — Liveborn infants according to place of birth and type of delivery

Routine and Administrative Exams Don't Involve Suspected Diagnoses

These codes for routine and administrative exams are not appropriate for exams related to diagnosing a suspected condition or for treatment. You'd use the related diagnosis code for those exams.

Note, however, that if the provider makes a diagnosis during a routine exam, you may report the routine exam followed by the confirmed diagnosis. Similarly, you may report additional codes for chronic or other conditions the patient already has.

You'll use these Z codes and categories for routine and administrative exams:

- Z00 — *Encounter for general examination without complaint, suspected or reported diagnosis*
- Z01 — *Encounter for other special examination without complaint, suspected or reported diagnosis*
- Z02 — *Encounter for administrative examination Except: Z02.9, Encounter for administrative examinations, unspecified*
- Z32.0- — *Encounter for pregnancy test*

Miscellaneous Z Codes Include Prophylactic Organ Removal

If a Z code doesn't fit into any of the other categories, you'll find it here. Examples include palliative care, elective surgery, problems related to lifestyle and life management, and economic circumstances. Be sure to only use these codes when the documentation specifies that the patient has an associated problem.

For a list of miscellaneous Z codes and categories, see the Official Guidelines section I.C.21.c.13 in your ICD-10-CM code book.

Prophylactic organ removal: The guidelines give specific instructions for coding the removal of organs to prevent disease. When a patient presents for removal of breasts, ovaries, or other organs because the patient has a genetic susceptibility to, or a family history of, a specific cancer, you should report a code from category Z40.0 *Encounter for prophylactic surgery for risk factors related to malignant neoplasms* or subcategory Z40.8 *Encounter for other prophylactic surgery*. In addition, report another code for the genetic susceptibility or family history.

When a patient has cancer at one site and undergoes organ removal at another site to prevent cancer forming there, report the malignancy code in addition to a code from subcategory Z40.0- *Encounter for prophylactic surgery for risk factors related to malignant neoplasms*. But be sure to distinguish prophylactic removal from removal to treat a malignancy, "such as the removal of the testes for the treatment of prostate cancer," the guidelines warn.

Keep Nonspecific Z Codes as a Last Resort

ICD-10-CM offers nonspecific Z codes with the warning that their use should be very limited, particularly in the inpatient setting. One example of a nonspecific code is Z04.9 *Encounter for examination and observation for unspecified reason*. Always try to find a more specific code describing the sign, symptom, or other reason for the encounter before choosing a nonspecific code.

For a list of nonspecific Z codes and categories, see the Official Guidelines section I.C.21.c.14 in your ICD-10-CM code book.

Mark These Z Codes as Principal/First Listed Only

ICD-10-CM designates certain Z codes as reportable only as principal/first-listed diagnoses. The exception is that when more than one Z code meets the definition for principal/first-listed diagnosis, you may report these codes somewhere other than the primary spot.

For a list of Z codes you should report only as principal/first-listed codes, see the Official Guidelines section I.C.21.c.15 in your ICD-10-CM code book.

Mainstream the Social Determinants of Health

You may code social information for a person that bears a significant contribution to their health condition by using codes from categories Z55-Z65 *Persons with potential health hazards related to socioeconomic and psychosocial circumstances.* This information needs to be documented in the official medical record. Documentation by clinicians other than the patient's doctor, such as a social worker, case manager, nurse, or community health worker qualifies for these codes.

Assign as many social determinants of health codes as necessary, but make sure the codes are only reported if the patient experiences problems as a result of the potential health hazards these codes represent. These codes should also only be used as secondary codes.

In case the patient reports the information, it should be included in the medical record by the clinicians.

Note: Even though the patient is living alone, you should not assign the code Z60.2 *Problems related to living alone* unless there is clear documentation of a potential risk or need for assistance at home.

Assign code Z59.41 *Food insecurity* if there is a documentation supporting patient's concern about availability of food.

Similarly, Z59.0- *Homelessness* may be assigned if there is a valid documentation indicating that the patient is experiencing homelessness. Homelessness might impact when the patient is discharged.

For a list of social determinants of health codes, see the Official Guidelines section I.C.21.c.17 in your ICD-10-CM code book.

Also, refer to section I.B.14. of the Official Guidelines for documentation by clinicians other than the patient's provider.

Chapter 22: Codes for Special Purposes (U00-U85)

Guidelines for Assigning Codes From This Chapter

This relatively recent chapter was created in 2021 in the wake of the COVID-19 pandemic to provide codes for emerging pathologies, and for emergency use.

List of Sections

U00-U49 Provisional assignment of new diseases of uncertain etiology or emergency use

Highlights From the ICD-10-CM Official Guidelines for Coding and Reporting

The ICD-10-CM Official Guidelines for Coding and Reporting direct readers to section I.C.10.e for guidelines regarding vaping disorders and section I.C.1.g.1 for COVID-19 diagnosis.

Note: U codes were added to the ICD-10-CM 2021 code set to address immediate critical conditions and special purposes.

Don't Mask the Facts When Coding Coronavirus

You can only code confirmed cases of COVID-19 in an outpatient setting. A patient needs a confirmed diagnosis and physician documentation of such, in order to assign code U07.1 *COVID-19*. In an inpatient setting, positive tests results are not necessary to use code U07.1. Provider documentation stating that the patient has COVID-19 is sufficient.

For symptomatic or asymptomatic patients who were exposed, or potentially exposed to COVID-19, assign code Z20.828 *Contact with and (suspected) exposure to other viral communicable diseases.*

If a patient is showing signs and symptoms of COVID-19, but the physician does not establish a definitive diagnosis, code each of the signs and symptoms as described.

Note: When a patient presents for screening for COVID-19, including preoperative testing, assign code Z11.52 *Encounter for screening for COVID-19.*

For patients with a personal history of COVID-19 with no residual symptoms that are presenting for a follow-up appointment use codes Z09 *Encounter for follow-up examination after completed treatment for conditions other than malignant neoplasm*, and Z86.16 *Personal History of COVID-19.*

Coding For Conditions Present After COVID-19

If residual symptoms or sequela of previous COVID-19 infections exist, first code the symptom or condition along with U09.9 *Post COVID-19 condition, unspecified.*

Note: Do not code U09.9 with a current COVID-19 infection.

Code U09.9 can be coded with U07.1 *COVID-19* only if the patient is being seen for a new active (current) COVID-19 infection. You can also code conditions from the previous infection along with manifestations of the new infection.

Finally, keep in mind that COVID-19 guidelines could potentially change as new information becomes available. Be sure to check with CMS before coding COVID-19.

Multisystem Inflammatory Syndrome

See section I.C.1.g.1.l in the Official Guidelines for further information on how to code multisystem inflammatory syndrome with current, past, or suspected COVID-19.

Boost Your Knowledge of Underimmunization

When a provider or clinician documents that a patient is underimmunized for COVID-19, you can now report that documentation with codes Z28.310 *Unvaccinated for COVID-19* or Z28.311 *Partially vaccinated for COVID-19.*

Coding For Conditions Present After COVID-19

If residual symptoms or sequela of previous COVID-19 infections exist, first code the symptom or condition along with U09.9 *Post COVID-19 condition, unspecified.*

Note: Do not code U09.9 with a current COVID-19 infection.

Code U09.9 can be coded with U07.1 *COVID-19* only if the patient is being seen for a new active (current) COVID-19 infection. You can also code conditions from the previous infection along with manifestations of the new infection.

Finally, keep in mind that COVID-19 guidelines could potentially change as new information becomes available. Be sure to check with CMS before coding COVID-19.

Multisystem Inflammatory Syndrome

See section I.C.1.g.1.l in the Official Guidelines for further information on how to code multisystem inflammatory syndrome with current, past, or suspected COVID-19.

Boost Your Knowledge of Underimmunization

When a provider or clinician documents that a patient is underimmunized for COVID-19, you can now report that documentation with codes Z28.310 *Unvaccinated for COVID-19* or Z28.311 *Partially vaccinated for COVID-19.*